

# Near-Universal Multiplicative Updates for Nonnegative Einsum Factorization

John Hood<sup>1</sup> and Aaron Schein<sup>1,2</sup>

<sup>1</sup>*Department of Statistics, University of Chicago*

<sup>2</sup>*Data Science Institute, University of Chicago*

February 2, 2026

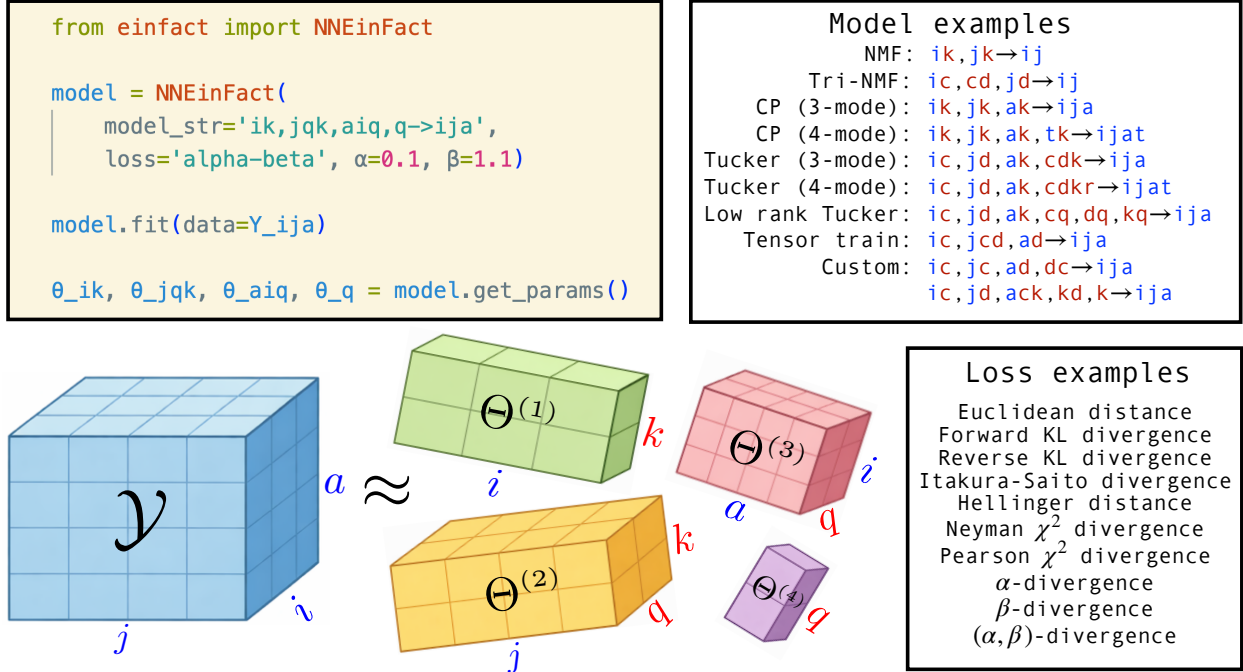
## Abstract

Despite the ubiquity of multiway data across scientific domains, there are few user-friendly tools that fit tailored nonnegative tensor factorizations. Researchers may use gradient-based automatic differentiation (which often struggles in nonnegative settings), choose between a limited set of methods with mature implementations, or implement their own model from scratch. As an alternative, we introduce NNEinFact, an einsum-based multiplicative update algorithm that fits any nonnegative tensor factorization expressible as a tensor contraction by minimizing one of many user-specified loss functions (including the  $(\alpha, \beta)$ -divergence). To use NNEinFact, the researcher simply specifies their model with a string. NNEinFact converges to a local minimum of the loss, supports missing data, and fits to tensors with hundreds of millions of entries in seconds. Empirically, NNEinFact fits custom models which outperform standard ones in heldout prediction tasks on real-world tensor data by over 37% and attains less than half the test loss of gradient-based methods while converging up to 90 times faster.

## 1 Introduction

Matrix and tensor factorization models serve as fundamental tools for extracting latent structure from high-dimensional multi-way data [Kolda and Bader, 2009, Cichocki et al., 2015]. These techniques impose structural constraints—such as low-rank factorizations or sparsity—to compress complex datasets while preserving their essential characteristics. Nonnegative variants of these factorizations [Cichocki et al., 2009, Chi and Kolda, 2012] have proven particularly valuable in scientific applications due to their interpretable, parts-based representations, leading to routine use for exploratory and descriptive data analysis.

A researcher’s choice of factorization model crucially impacts interpretability, ability to recover underlying latent structure, and fit to the data [Kim and Choi, 2007, Kolda and Bader, 2009]. Yet scientists face a critical gap: tailored factorizations—essential for capturing domain-specific structure—remain inaccessible to most researchers lacking considerable technical skills. Beyond a handful of algorithms with mature implementations, inference algorithms are typically



**Figure 1: Schematic diagram highlighting NNEinFact’s simplicity and generality.** Top left: running NNEinFact requires very few lines of code. Bottom left: an example custom tensor decomposition model. The top right panel provides a non-exhaustive list of examples of models that NNEinFact can fit; the bottom right panel provides a non-exhaustive list of loss functions that NNEinFact accommodates.

tailored to individual models, implemented from scratch, scale poorly to large datasets, or require substantial implementation effort and programming ability. General methods based on automatic differentiation typically don’t work well in practice, suffering from slow convergence, sensitivity to hyperparameter selection, among other problems [Shalev-Shwartz et al., 2017], making it difficult and time-consuming to explore novel models.

This paper develops NNEinFact, a method designed to bridge this gap. Centering the einsum operation, the computational backbone of numerous modern machine learning models [Paszke et al., 2019, Harris et al., 2020, Peharz et al., 2020], NNEinFact fits a wide family of nonnegative tensor factorizations under a general set of loss functions and is remarkably easy to use; see Figure 1.

**Contributions.** The rest of this paper introduces NNEinFact as a general tool for tailored nonnegative tensor factorization. We make the following contributions:

1. **NNEinFact.** A simple, general-purpose nonnegative tensor factorization method built around three calls to the einsum operation that fits a wide family of models under a general set of loss functions.
2. **Flexible modeling.** Switching between loss functions involves changing one of two parameters, and specifying a tailored tensor decomposition model is done with a string — allowing the user to efficiently build, fit and refine models [Box, 1976, Blei, 2014].

3. **Theoretical guarantees.** We use a majorization-minimization framework to prove that NNEinFact converges to a local minimum of the loss landscape.
4. **Empirical performance.** NNEinFact quickly estimates custom tensor decompositions, outperforming gradient-based automatic differentiation (the only practical alternative for estimating such models). These custom models attain substantially lower heldout loss than more common modeling choices.
5. **Interpretable representations.** In a rideshare pickup case study, we show how NNEinFact efficiently extracts interpretable spatiotemporal structure.

Together, these contributions offer a fresh perspective on modern nonnegative tensor factorization, serving as a foundation for future research in scalable, interpretable, and statistically principled scientific modeling.

## 2 Reformulating Generalized Tensor Factorization as Einsum Factorization

We consider the  $M$ -mode tensor  $Y \in \mathbb{R}_{\geq 0}^{I_1 \times \dots \times I_M}$  (where mode  $m$  has dimension  $I_m$ ) with nonnegative entries  $y_{i_1, \dots, i_M}$ , writing  $\mathbf{i} = (i_1, \dots, i_M)$ . The task of nonnegative tensor decomposition is to approximate  $Y$  with  $\hat{Y}$  such that  $y_{\mathbf{i}} \approx \hat{y}_{\mathbf{i}}$  for all  $\mathbf{i}$ . We construct  $\hat{Y}$  as the *tensor contraction* over  $K$  **contracted** modes, where the  $k^{\text{th}}$  contracted mode has dimension  $R_k$ . Writing  $\mathbf{r} = (r_1, \dots, r_K)$  to denote these additional indices, this is simply  $\hat{y}_{\mathbf{i}} = \sum_{\mathbf{r}} \hat{y}_{\mathbf{i}, \mathbf{r}}$ .

We parameterize  $\hat{Y}$  using  $L$  vectors, matrices, or higher order tensors  $\Theta^{(1)}, \Theta^{(2)}, \dots, \Theta^{(L)}$ . For each  $\Theta^{(\ell)}$ , its modes may be partitioned into **observed** modes which are shared with  $Y$  and **contracted** modes which are not shared by  $Y$ . We use  $\mathbf{i}_{\ell}$  to index the observed indices of  $\Theta^{(\ell)}$  and  $\mathbf{r}_{\ell}$  to index its contracted indices. The family of decompositions we consider, referred to as *generalized tensor factorizations* [Yilmaz et al., 2011], takes the element-wise form

$$\hat{y}_{\mathbf{i}} = \sum_{\mathbf{r}} \hat{y}_{\mathbf{i}, \mathbf{r}}, \quad \hat{y}_{\mathbf{i}, \mathbf{r}} = \prod_{\ell=1}^L \theta_{\mathbf{i}_{\ell}, \mathbf{r}_{\ell}}^{(\ell)}. \quad (2.1)$$

Expression (2.1) is compactly written using *einsum notation*. Under einsum notation, indices which appear on the only left (and not the right) are summed over; the indices on the right specify the observed indices. Conveniently,

$$\mathbf{i}_1 \mathbf{r}_1, \mathbf{i}_2 \mathbf{r}_2, \dots, \mathbf{i}_L \mathbf{r}_L \rightarrow i_1 i_2 \dots i_M \quad (2.2)$$

corresponds to the einsum notation for (2.1) and is compactly expressed as a string in Python. We denote (2.2) by `model_str`. Given parameters  $\{\Theta^{(\ell)}\}_{\ell=1}^L$ , the operation

$$\hat{Y} \leftarrow \text{einsum}(\text{model\_str}, \{\Theta^{(\ell)}\}_{\ell=1}^L) \quad (2.3)$$

efficiently computes  $\hat{Y}$ . This family includes the canonical choices of Tucker [Tucker, 1966], CP [Hitchcock, 1927], and tensor-train [Oseledets, 2011], among others.

**Example 1: Tucker.** The Tucker decomposition of multi-rank  $(R_1, R_2, \dots, R_M)$  is defined as

$$\hat{y}_{\mathbf{i}} = \sum_{r_1=1}^{R_1} \dots \sum_{r_M=1}^{R_M} \hat{y}_{\mathbf{i}, \mathbf{r}}, \quad \hat{y}_{\mathbf{i}, \mathbf{r}} = \theta_{\mathbf{r}} \prod_{m=1}^M \theta_{i_m, r_m}^{(m)}. \quad (2.4)$$

It consists of factor matrices  $\Theta^{(m)} \in \mathbb{R}^{I_m \times R_m}$  and *core tensor*  $\Theta \in \mathbb{R}^{R_1 \times \dots \times R_M}$ . The model string is given by  $i_1 r_1, \dots, i_M r_M, r_1 \dots r_M \rightarrow i_1 \dots i_M$ .

**Example 2: CP.** The rank- $R$  CP decomposition is a special case of Tucker, where each mode has latent dimension  $R_m = R$ , and the core tensor has elements  $\theta_{r_1, \dots, r_M} = 1$  along the diagonal and 0 otherwise. It takes the form

$$\hat{y}_{\mathbf{i}} = \sum_{r=1}^R \hat{y}_{\mathbf{i}, r}, \quad \hat{y}_{\mathbf{i}, r} = \prod_{m=1}^M \theta_{i_m, r}^{(m)} \quad (2.5)$$

and has simplified model string given by  $i_1 r, \dots, i_M r \rightarrow i_1 \dots i_M$ .

**Example 3: Tensor-train.** The tensor-train decomposition, with  $R_1 = R_{M+1} = 1$ , is given by the string  $i_1 r_1 r_2, i_2 r_2 r_3, \dots, i_M r_M r_{M+1} \rightarrow i_1 \dots i_M$  and takes the form

$$\hat{y}_{\mathbf{i}} = \sum_{r_1=1}^{R_1} \dots \sum_{r_{M+1}=1}^{R_{M+1}} \hat{y}_{\mathbf{i}, \mathbf{r}}, \quad \hat{y}_{\mathbf{i}, \mathbf{r}} = \prod_{m=1}^M \theta_{i_m, r_m, r_{m+1}}^{(m)}. \quad (2.6)$$

While these examples correspond to common decompositions, we emphasize how this family extends *beyond* them.

**Custom examples.** Recent work [Aguilar et al., 2024, Hood and Schein, 2024] develops variants of the nonnegative Tucker decomposition to model complex network data. Tucker has conceptual appeal, yet it suffers from the curse of dimensionality in its core tensor, which scales exponentially in its elements with the number of modes  $M$ . Further parameterizing the core tensor by a rank- $R$  CP decomposition such that

$$\theta_{\mathbf{r}} = \sum_{r=1}^R \prod_{m=1}^M \theta_{r_m, r}^{(M+m)} \quad (2.7)$$

reduces the number of core tensor parameters from  $\prod_{m=1}^M R_m$  to  $R(\sum_{m=1}^M R_m)$ , a quantity linear in  $M$ . This modification corresponds to the string  $i_1 r_1, \dots, i_M r_M, r_1 r, \dots, r_M r \rightarrow i_1 \dots i_M$ .

We can construct other decompositions, such as the many-body approximation [Ghalamkari et al., 2023], which consists of matrices corresponding to pairs of observed indices. For the three-mode setting,  $i_1 i_2, i_2 i_3, i_1 i_3 \rightarrow i_1 i_2 i_3$ . Additionally, the custom models

$$\begin{aligned} i_1 r_1, i_2 i_3 r_1 &\rightarrow i_1 i_2 i_3 \\ i_1, i_2 r_1, i_3 r_1 &\rightarrow i_1 i_2 i_3 \\ i_1 r_1, i_2 r_2, i_3 r_2, r_1 r_2 &\rightarrow i_1 i_2 i_3 \end{aligned}$$

are all members of this family. Given the scope of (2.1), we turn to the problem of estimating *any* factorization of this form.

### 3 Near-Universal Multiplicative Updates

For any parameterization of  $\widehat{Y}$  by expression (2.1) and loss function  $\mathcal{L}$ , we consider the minimization problem

$$\min_{\Theta^{(1)}, \dots, \Theta^{(L)}} \mathcal{L}(Y, \widehat{Y}) = \sum_{\mathbf{i}} \mathcal{L}(y_{\mathbf{i}}, \hat{y}_{\mathbf{i}}), \quad \Theta^{(\ell)} \geq 0 \quad (3.1)$$

to estimate  $\{\Theta^{(\ell)}\}_{\ell=1}^L$ . The general nonconvexity of (3.1) motivates an iterative algorithm that updates  $\Theta^{(\ell)}$  while fixing  $\Theta^{(\ell')}$  for all  $\ell' \neq \ell$ . Objective (3.1) is broad; we consider differentiable loss functions which satisfy a certain decomposability property stated in Theorem 3.1. This decomposability property ensures the convergence of Algorithm 1 to a local minimum.

**Theorem 3.1.** *Suppose that  $\mathcal{L}(x, y)$  is differentiable in its second argument with partial derivative map  $\partial_y \mathcal{L}$ , has a convex-concave decomposition*

$$\mathcal{L}(x, y) = \mathcal{L}^{\text{vex}}(x, y) + \mathcal{L}^{\text{cave}}(x, y) \quad (3.2)$$

*with respect to  $y$ , and satisfies the decomposability property*

$$\partial_y \mathcal{L}^{\text{vex}}(x, \lambda y) + \partial_y \mathcal{L}^{\text{cave}}(x, y) = c(\lambda) [g(\lambda) b(x, y) - a(x, y)] \quad (3.3)$$

*for  $\lambda > 0$ ,  $a(x, y)$ ,  $b(x, y)$ , and  $g(\lambda)$ , where  $g : \mathbb{R}^+ \rightarrow \mathbb{R}$  is invertible onto its image. Then  $\mathcal{L}(Y, \widehat{Y})$  is non-increasing under the multiplicative update*

$$\Theta^{(\ell)} \leftarrow \Theta^{(\ell)} \odot g^{-1} \left( \frac{\sum_{\mathbf{i}} [\nabla_{\Theta^{(\ell)}} \hat{y}_{\mathbf{i}}] a(y_{\mathbf{i}}, \hat{y}_{\mathbf{i}})}{\sum_{\mathbf{i}} [\nabla_{\Theta^{(\ell)}} \hat{y}_{\mathbf{i}}] b(y_{\mathbf{i}}, \hat{y}_{\mathbf{i}})} \right), \quad (3.4)$$

*provided that the argument of  $g^{-1}$  in (3.4) lies in  $\text{Range}(g)$ .*

A quick evaluation of (3.3) shows that many loss functions possess the decomposability property, including the  $(\alpha, \beta)$ -divergence [Cichocki and Amari, 2010], which includes the squared Euclidean distance, KL divergence, reverse KL divergence, Itakura–Saito divergence,  $\alpha$ -divergence,  $\beta$ -divergence [Basu et al., 1998], squared Hellinger distance, Pearson and Neyman  $\chi^2$  divergences as special cases. As such, our work unifies and extends much existing work; we elaborate on these connections in § 5. Beyond these, the Bernoulli, binomial, negative binomial, and geometric distributions all have negative log-likelihoods which satisfy this form of decomposability under specific reparameterizations outlined in Appendix B.

We defer proof of monotonicity to § 4 and instead focus on the computation of (3.4). We can compute  $\widehat{Y}$  using the einsum expression (2.3). The loss-dependent functions  $b(x, y)$ ,  $a(x, y)$  and  $g^{-1}(x)$  are often remarkably simple and cheap to compute. For example, the least-squares loss yields  $b(x, y) = x$ ,  $a(x, y) = y$ , and  $g(x) = x$ .

Crucially, the numerator and denominator of (3.4) are *also* neatly expressible using einsum. Consider the numerator  $\sum_{\mathbf{i}} [\nabla_{\Theta^{(\ell)}} \hat{y}_{\mathbf{i}}] a(y_{\mathbf{i}}, \hat{y}_{\mathbf{i}})$ .  $\nabla_{\Theta} \hat{y}_{\mathbf{i}}$  has element-wise form

$$\frac{\partial \hat{y}_{\mathbf{i}}}{\partial \theta_{\mathbf{i}_{\ell}, \mathbf{r}_{\ell}}} = \sum_{\mathbf{r}} \mathbf{1}(\mathbf{i}_{\ell} \subseteq \mathbf{i}, \mathbf{r}_{\ell} \subseteq \mathbf{r}) \prod_{\ell' \neq \ell} \theta_{\mathbf{i}_{\ell'}, \mathbf{r}_{\ell'}}^{(\ell')}, \quad (3.5)$$

yielding the expression

$$\sum_{\mathbf{i}, \mathbf{r}} a(y_{\mathbf{i}}, \hat{y}_{\mathbf{i}}) \mathbf{1}(\mathbf{i}_{\ell} \subseteq \mathbf{i}, \mathbf{r}_{\ell} \subseteq \mathbf{r}) \prod_{\ell' \neq \ell} \theta_{\mathbf{i}_{\ell'}, \mathbf{r}_{\ell'}}^{(\ell')}. \quad (3.6)$$

This is an einsum with string  $\text{einstr}_{\ell}$ , defined as:

$$\text{einstr}_{\ell} := \mathbf{i}_1 \mathbf{r}_1, \dots, \mathbf{i}_{\ell-1} \mathbf{r}_{\ell-1}, \mathbf{i}, \mathbf{i}_{\ell+1} \mathbf{r}_{\ell+1}, \dots, \mathbf{i}_L \mathbf{r}_L \rightarrow \mathbf{i}_{\ell} \mathbf{r}_{\ell}. \quad (3.7)$$

In particular, (3.6) is exactly expressed as

$$\sum_{\mathbf{i}} [\nabla_{\Theta^{(\ell)} \hat{y}_{\mathbf{i}}} a(y_{\mathbf{i}}, \hat{y}_{\mathbf{i}})] = \text{einsum}(\text{einstr}_{\ell}, \Theta^{(1)}, \dots, \Theta^{(\ell-1)}, a(Y, \hat{Y}), \Theta^{(\ell+1)}, \dots, \Theta^{(L)}). \quad (3.8)$$

The denominator is nearly identical, except that  $b(Y, \hat{Y})$  replaces  $a(Y, \hat{Y})$  (where  $a$  and  $b$  are applied element-wise). To create  $\text{einstr}_{\ell}$ , we implement  $\text{swap}(\text{model\_str}, \ell)$  which swaps the model output  $\mathbf{i}$  with the  $\ell^{\text{th}}$  entry  $\mathbf{i}_{\ell} \mathbf{r}_{\ell}$ . The full iterative algorithm is given in [Algorithm 1](#), which applies update (3.4) to each  $\Theta^{(\ell)}$  until convergence.

---

**Algorithm 1:** NNEinFact: multiplicative update algorithm

---

**Require:** data  $Y$ , model string  $\text{model\_str}$ , initial parameters  $\{\Theta^{(1)}, \dots, \Theta^{(L)}\}$ , loss function  $\mathcal{L}$

```

1: for  $\ell = 1, \dots, L$  do
2:    $\text{einstr}_{\ell} \leftarrow \text{swap}(\text{model\_str}, \ell)$ 
3: end for
4: while not converged do
5:   for  $\ell = 1, \dots, L$  do
6:      $\hat{Y} \leftarrow \text{einsum}(\text{model\_str}, \{\Theta^{(\ell)}\}_{\ell=1}^L)$ 
7:      $A \leftarrow \text{einsum}(\text{einstr}_{\ell}, \Theta^{(1)}, \dots, \Theta^{(\ell-1)}, a(Y, \hat{Y}), \Theta^{(\ell+1)}, \dots, \Theta^{(L)})$ 
8:      $B \leftarrow \text{einsum}(\text{einstr}_{\ell}, \Theta^{(1)}, \dots, \Theta^{(\ell-1)}, b(Y, \hat{Y}), \Theta^{(\ell+1)}, \dots, \Theta^{(L)})$ 
9:      $\Theta^{(\ell)} \leftarrow \Theta^{(\ell)} \odot g^{-1}\left(\frac{A}{B}\right)$ 
10:  end for
11: end while
    return  $\{\Theta^{(1)}, \dots, \Theta^{(L)}\}$ 

```

---

## 4 Theoretical Guarantees

We use a majorization-minimization (MM) framework to establish [Algorithm 1](#)'s convergence to a local minimum of the loss  $\mathcal{L}$ . Given a function to minimize ( $\mathcal{L}$ ), MM offers a principled approach to optimization by iteratively constructing tight upper bounds, or surrogate functions,  $Q$ , that *majorize*  $\mathcal{L}$  and minimizing them. Iteratively majorizing and minimizing yields a convergent algorithm that monotonically decreases  $\mathcal{L}$ .

Formally, the function  $Q : \text{dom}(\Theta) \times \text{dom}(\Theta) \rightarrow \mathbb{R}_{\geq 0}$  is a *surrogate function* to  $\mathcal{L}$  iff for all  $\Theta^{(\ell)}, \tilde{\Theta}^{(\ell)} \in \text{dom}(\Theta)$ ,

$$Q(\Theta^{(\ell)} \mid \tilde{\Theta}^{(\ell)}) \geq \mathcal{L}(\Theta^{(\ell)}) = Q(\Theta^{(\ell)} \mid \Theta^{(\ell)}). \quad (4.1)$$

The surrogate property ensures that at each step, minimizing  $Q$  decreases  $\mathcal{L}$ . By decomposing  $\mathcal{L}$  into convex and concave components as in (3.2) and upper bounding each component individually, we construct a surrogate function to  $\mathcal{L}$ . The exact form of  $Q$  is given in Lemma 4.1.

**Lemma 4.1.** *Consider the differentiable convex-concave decomposition of  $\mathcal{L}(x, y)$  in (3.2) and define  $\tilde{y}_{\mathbf{i}, \mathbf{r}_\ell} = \sum_{\mathbf{r} \setminus \mathbf{r}_\ell} \tilde{y}_{\mathbf{i}, \mathbf{r}}$  as the sum over latent indices  $r_k \notin \mathbf{r}_\ell$ . It holds that  $\sum_{\mathbf{r}_\ell} \tilde{y}_{\mathbf{i}, \mathbf{r}_\ell} = \tilde{y}_{\mathbf{i}}$ . The function*

$$Q(\Theta^{(\ell)} | \tilde{\Theta}^{(\ell)}) = \sum_{\mathbf{i}, \mathbf{r}_\ell} \frac{\tilde{y}_{\mathbf{i}, \mathbf{r}_\ell}}{\tilde{y}_{\mathbf{i}}} \mathcal{L}^{\text{vex}} \left( y_{\mathbf{i}}, \tilde{y}_{\mathbf{i}} \frac{\theta_{\mathbf{i}, \mathbf{r}_\ell}^{(\ell)}}{\tilde{\theta}_{\mathbf{i}, \mathbf{r}_\ell}^{(\ell)}} \right) + \sum_{\mathbf{i}} \mathcal{L}^{\text{cave}}(y_{\mathbf{i}}, \tilde{y}_{\mathbf{i}}) + \partial_y \mathcal{L}^{\text{cave}}(y_{\mathbf{i}}, \tilde{y}_{\mathbf{i}})(\hat{y}_{\mathbf{i}} - \tilde{y}_{\mathbf{i}}) \quad (4.2)$$

is a surrogate function to  $\mathcal{L}(\Theta^{(\ell)})$ .

We prove this result in Appendix A. Moreover,  $Q$  is easily minimized: Lemma 4.2 establishes that it attains a minimum under the multiplicative update in (3.4) applied to  $\tilde{\Theta}^{(\ell)}$ .

**Lemma 4.2.**  *$Q(\Theta^{(\ell)} | \tilde{\Theta}^{(\ell)})$  is convex in  $\Theta^{(\ell)}$ . If prop. (3.3) holds, then  $Q(\Theta^{(\ell)} | \tilde{\Theta}^{(\ell)})$  is minimized by*

$$\Theta^{(\ell)} = \tilde{\Theta}^{(\ell)} \odot g^{-1} \left( \frac{\sum_{\mathbf{i}} [\nabla_{\Theta^{(\ell)}} \hat{y}_{\mathbf{i}}] a(y_{\mathbf{i}}, \tilde{y}_{\mathbf{i}})}{\sum_{\mathbf{i}} [\nabla_{\Theta^{(\ell)}} \hat{y}_{\mathbf{i}}] b(y_{\mathbf{i}}, \tilde{y}_{\mathbf{i}})} \right) \quad (4.3)$$

where  $g^{-1}$  and  $/$  are applied element-wise.

See Appendix A for the proof. This result matches the einsum-based multiplicative update of (3.4). Thus, we may establish Algorithm 1's convergence.

**Theorem 4.3.** *If prop. (3.3) holds, then the iterative process in Algorithm 1 converges. Algorithm 1 returns  $\{\Theta^{(\ell)}\}_{\ell=1}^L$ , which attains a local minimum of  $\mathcal{L}(Y, \hat{Y})$ .*

*Proof.* Algorithm 1 iterates over  $\ell \in [L]$ , setting

$$\Theta^{(\ell)} \leftarrow \arg \min_{\Theta} Q(\Theta, \tilde{\Theta}^{(\ell)}). \quad (4.4)$$

At each iteration,

$$\mathcal{L}(\tilde{\Theta}^{(\ell)}) = Q(\tilde{\Theta}^{(\ell)} | \tilde{\Theta}^{(\ell)}) \underset{(1)}{\geq} Q(\Theta^{(\ell)} | \tilde{\Theta}^{(\ell)}) \underset{(2)}{\geq} Q(\Theta^{(\ell)} | \Theta^{(\ell)}) = \mathcal{L}(\Theta^{(\ell)}) \geq 0.$$

Inequality (1) follows from the minimization of  $Q$  and inequality (2) follows from the surrogate property (4.1). Monotonicity and boundedness imply  $\mathcal{L}$ 's convergence to a local minimum.  $\square$

MM provides a powerful framework for establishing monotonicity and convergence; we are not the first to use it. The expectation-maximization [Dempster et al., 1977], iteratively reweighted least-squares [Holland and Welsch, 1977], and nonnegative matrix factorization algorithms [Lee and Seung, 2000] are all special instances of MM.



## 5 Related Work

An extensive literature develops algorithms tailored to specific nonnegative tensor decompositions and loss functions. Mature implementations exist for CP and Tucker [Kim and Choi, 2007, Kim et al., 2008, Phan and Cichocki, 2008, Cichocki et al., 2009, Phan and Cichocki, 2011, Chi and Kolda, 2012, Zhou et al., 2015], with the MATLAB Tensor Toolbox [Bader and Kolda, 2006], Python’s Tensorly library [Kossaifi et al., 2019], and R’s nnTensor package [Tsuyuzaki and Nikaido, 2023] providing accessible open-source code. These libraries exclusively implement CP and Tucker. Alternative factorizations require either developing specialized algorithms for each model or relying on generic optimization methods that suffer from slow convergence and hyperparameter sensitivity [Bengio et al., 2017, Shalev-Shwartz et al., 2017], creating a significant barrier to exploring domain-specific tensor models.

Researchers have begun to exploit the general form of (2.1) to develop flexible tensor decomposition methods. Yilmaz and Cemgil [2010] introduce (2.1) as *probabilistic latent tensor factorization* and derive multiplicative updates for the Euclidean distance. Yilmaz et al. [2011] extended this framework to *generalized tensor factorization* under the  $\beta$ -divergence family, deriving heuristic multiplicative updates based on the connection between exponential families and Bregman divergences. However, their updates lack formal convergence guarantees—they do not prove monotonic descent or convergence to local minima. Their approach is limited to  $\beta$ -divergence and lacks a scalable or accessible implementation. NNEinFact advances this work by: (i) providing a rigorous majorization-minimization-based proof of monotonicity and convergence, (ii) introducing the decomposability framework (3.3) that vastly expands the family of applicable loss functions, and (iii) centering the einsum function as a general and easily accessible tool amenable to GPU acceleration.

Recent work develops tensor methods for *discrete density estimation* under particular loss functions. Ghalamkari et al. [2024] provides an  $\alpha$ -divergence minimization framework for mixtures of CP, Tucker, and tensor-train. Ghalamkari et al. [2025] view normalized nonnegative tensors as discrete distributions and minimize KL divergence for decompositions under (2.1), deriving specific algorithms for CP, Tucker, and tensor-train. While more general, these approaches still develop specialized algorithms for particular model-loss combinations.

Beyond squared Euclidean distance and KL divergence, various  $f$ -divergences and Bregman divergences [Rényi, 1961, Bregman, 1967] have been shown to handle sparse and noisy tensor data well. The  $\alpha$ -divergence (an  $f$ -divergence) and  $\beta$ -divergence (a Bregman divergence) are robust to missing values, outliers, and model misspecification. Cichocki et al. [2007] and Févotte and Idier [2011] use the MM framework to develop multiplicative update algorithms for these divergences under NMF, CP and Tucker. Both divergences are special cases of the  $(\alpha, \beta)$ -divergence family, for which Cichocki et al. [2011] proposed multiplicative updates in the NMF setting. The decomposability property (3.3) unifies and extends these prior results to arbitrary einsum factorizations and novel loss functions.



## 6 Empirical Evaluation

Our experiments compare model structures and optimization algorithms across many loss functions. First, we compare NNEinFact to gradient-based automatic differentiation, demonstrating superior model fit at a fraction of the cost. Then, we demonstrate how problem-tailored tensor decompositions achieve superior data fit compared to standard methods in three real-world settings. Through a case study on Uber pickup data in New York City, we show how custom models recover interpretable spatiotemporal structure using a very small number of parameters.

### 6.1 Datasets

We consider three complex multi-way datasets from network science, a domain where practitioners are developing tensor decomposition methods to capture latent structure underlying the data [Contisciani et al., 2022, Aguiar et al., 2024, Hood et al., 2025]. When handling real tensor data, modes typically correspond to a scientifically meaningful quantity (such as time). In such cases, we use the most natural letter to index that mode. For example, we index the ‘time’ mode by  $t$  and the ‘action’ mode by  $a$ .

**ICEWS.** Dyadic relational data of the form “country  $i$  took action  $a$  toward country  $j$  at time  $t$ ” are commonly studied in international relations [Schrodt et al., 1995]. These data can be interpreted as a directed, dynamic multilayer network comprising  $V$  nodes (representing actors),  $A$  layers (representing action types), and  $T$  time periods. Such structure naturally corresponds to a 4-mode count tensor  $Y \in \mathbb{N}_0^{V \times V \times A \times T}$ , where each element  $y_{ijat}$  denotes the number of times country  $i$  took action  $a$  toward country  $j$  during time period  $t$ . We analyze data of this form from the Integrated Crisis Early Warning System (ICEWS) [Boschee et al., 2023] spanning 1995–2013, where events are aggregated into monthly counts. This data yields the observed tensor  $Y^{(\text{icews})} \in \mathbb{N}_0^{249 \times 249 \times 20 \times 228}$ .

**Uber.** Using Uber pickup data [Smith et al., 2017], we construct a 5-mode spatiotemporal tensor  $Y^{(\text{uber})} \in \mathbb{N}_0^{27 \times 7 \times 24 \times 100 \times 100}$  where  $y_{wdhij}$  denotes the number of ride pickups in hour  $h$  of day  $d$  of week  $w$  at spatial location  $(i, j)$ . The dataset consists of ride pickups in New York City from April to September 2014. This dataset exhibits strong spatial dependencies and rich temporal structure, including seasonal and cyclical patterns.

**WITS.** Finally, we use merchandise-trade data accessed from the World Integrated Trade Solution (WITS) [World Integrated Trade Solution, 2025]. WITS is a delivery platform maintained by the World Bank that provides standardized access to several primary sources. In this paper, we use export data as reported by national customs authorities via WITS as done by Jian et al. [2025]. We retain annual trade values (thousand USD) for 96 HS2 categories across 196 countries over 1996–2024. We consider international trade data in the form of a 4-mode tensor  $Y^{(\text{trade})} \in \mathbb{N}_0^{196 \times 196 \times 96 \times 29}$ , where  $y_{eigt}$  represents the value (in U.S. dollars) of good  $g$  exported from country  $e$  to country  $i$  in year  $t$ . This data suffers from missingness and noise, primarily due to asymmetric reporting from importing and exporting countries [Chen et al., 2022].

## 6.2 Divergences

We implement NNEinFact for the  $(\alpha, \beta)$ -divergence defined in Appendix B, denoting the loss by  $\mathcal{L}_{\alpha, \beta}$ . There is a tight connection between  $(\alpha, \beta)$ -divergence minimization and maximum likelihood estimation in exponential family models [Yilmaz and Cemgil, 2012]. In our experiments, we leverage this relationship to choose  $\alpha$  and  $\beta$ , selecting  $\beta = 0$  for count data (corresponding to the Poisson likelihood),  $\beta = -0.5$  for sparse positive continuous data (corresponding to the compound Poisson-gamma likelihood). We further adjust  $\alpha \in \{0.7, 0.8, 1.0, 1.2, 1.3\}$ . When  $\alpha, \beta, \alpha + \beta \neq 0$ , as is the case in all of our experiments, the loss-specific functions  $a(x, y)$  and  $b(x, y)$  take the form

$$a(x, y) = x^\alpha y^{\beta-1}, \quad b(x, y) = y^{\alpha+\beta-1}. \quad (6.1)$$

From this perspective,  $\alpha$  is a robustness parameter: choices of  $\alpha < 1$  decrease the signal of large values (such as outliers), while choices of  $\alpha > 1$  decrease the signal of small values (such as missing values encoded as zeros).

## 6.3 Models

For all datasets, we fit a variety of common factorizations including CP and tensor-train as defined in equations (2.5) and (2.6). We also fit four versions of Tucker. We fit both *hypercubic* Tucker, where all latent dimensions  $R_m$  are equal, and the Tucker decomposition where  $R_m$  is proportional to the observed dimension  $I_m$ , as well as each of their low-rank (LR) variants, defined in equation (2.7).

**Custom models.** We also fit custom models tailored to each dataset. When designing these models, we use basic domain-specific knowledge to determine which modes have similar/different complexity and generally recommend applying domain-specific knowledge to build more complex models. For the Uber data, we fit the model

$$\hat{y}_{wdhij} = \sum_{r=1}^R \theta_{wr}^{(1)} \theta_{dr}^{(2)} \theta_{hr}^{(3)} \sum_{k=1}^K \theta_{irk}^{(4)} \theta_{jrk}^{(5)} \quad (6.2)$$

corresponding to  $wr, dr, hr, irk, jrk \rightarrow wd hij$ . Each latent class  $r$  corresponds to a different temporal pattern and each of these temporal pattern has an additional  $K$  factors corresponding to the latitude and longitude modes  $i$  and  $j$ . Setting  $K=1$  recovers the rank- $R$  CP decomposition, while  $K>1$  allocates relatively more parameters to the spatial modes than the others.

The ICEWS tensor has three modes with dimension greater than 200 (corresponding to sender, receiver, month), yet the ‘action’ mode has dimension 20. Such oblong structure motivates our custom model. The rank  $R$  CP decomposition assigns all modes the same latent dimension to create factor matrices with size  $I_m \times R$ . Instead, we consider the model:

$$\hat{y}_{ijat} = \sum_{r=1}^R \theta_{ir}^{(1)} \theta_{jr}^{(2)} \underbrace{\left( \sum_{k=1}^K \phi_{ak} w_{kr} \right)}_{\theta_{ar}^{(3)}} \theta_{tr}^{(4)}, \quad (6.3)$$

a rank- $R$  CP decomposition with factor matrix  $\Theta^{(3)}$  corresponding to the ‘action’ mode of rank  $K \ll R$ . This model corresponds to the string  $\text{ir,jr,ak,kr,tr} \rightarrow \text{ijat}$ .

Finally, the WITS tensor includes 196 importing and exporting countries and 96 goods but only 29 time steps. We impose low-rank structure on the ‘time’ mode to estimate

$$\hat{y}_{\text{eigt}} = \sum_{r=1}^R \theta_{er}^{(1)} \theta_{ir}^{(2)} \theta_{gr}^{(3)} \sum_{k=1}^K \phi_{tk} w_{kr}. \quad (6.4)$$

for  $K \ll R$ . This model imposes less complex temporal structure than that of the network structure, which governs good-specific interactions between importers and exporters.

## 6.4 Baselines

We compare NNEinFact to baseline algorithms and models.

**Algorithms.** We implement gradient-based automatic differentiation as a baseline to the multiplicative update algorithm in § 3 and minimize the loss using Adam [Kingma and Ba, 2015]. We update the log-transformed parameters to uphold the nonnegativity constraint. Adam’s fit is often sensitive to its initial learning rate parameter, so we use baselines with initial learning rates (0.01, 0.05, 0.1, 0.3, 0.5, 1). All algorithms were implemented in Pytorch and run on a GPU.

**Models.** We interpret the common models in § 6.3 as baselines to the custom models and fit them using the multiplicative updates of Algorithm 1. All models use a roughly equal number of parameters, which are initialized at random from the standard uniform distribution.

## 6.5 Experimental design

We split each dataset for training and evaluation. For each observed tensor, we create ten<sup>1</sup> train-test splits. For each split, we randomly assign each element  $\mathbf{i}$  of  $Y$  to the training set with 90% probability and otherwise assign it to a heldout set  $\mathcal{H}$ . We further allocate 5% of the training set to a validation set  $\mathcal{V}$  and use it to check for early stopping. Each method minimizes the training loss  $\sum_{\mathbf{i} \notin \mathcal{H}, \mathcal{V}} \mathcal{L}(y_{\mathbf{i}}, \hat{y}_{\mathbf{i}})$ .

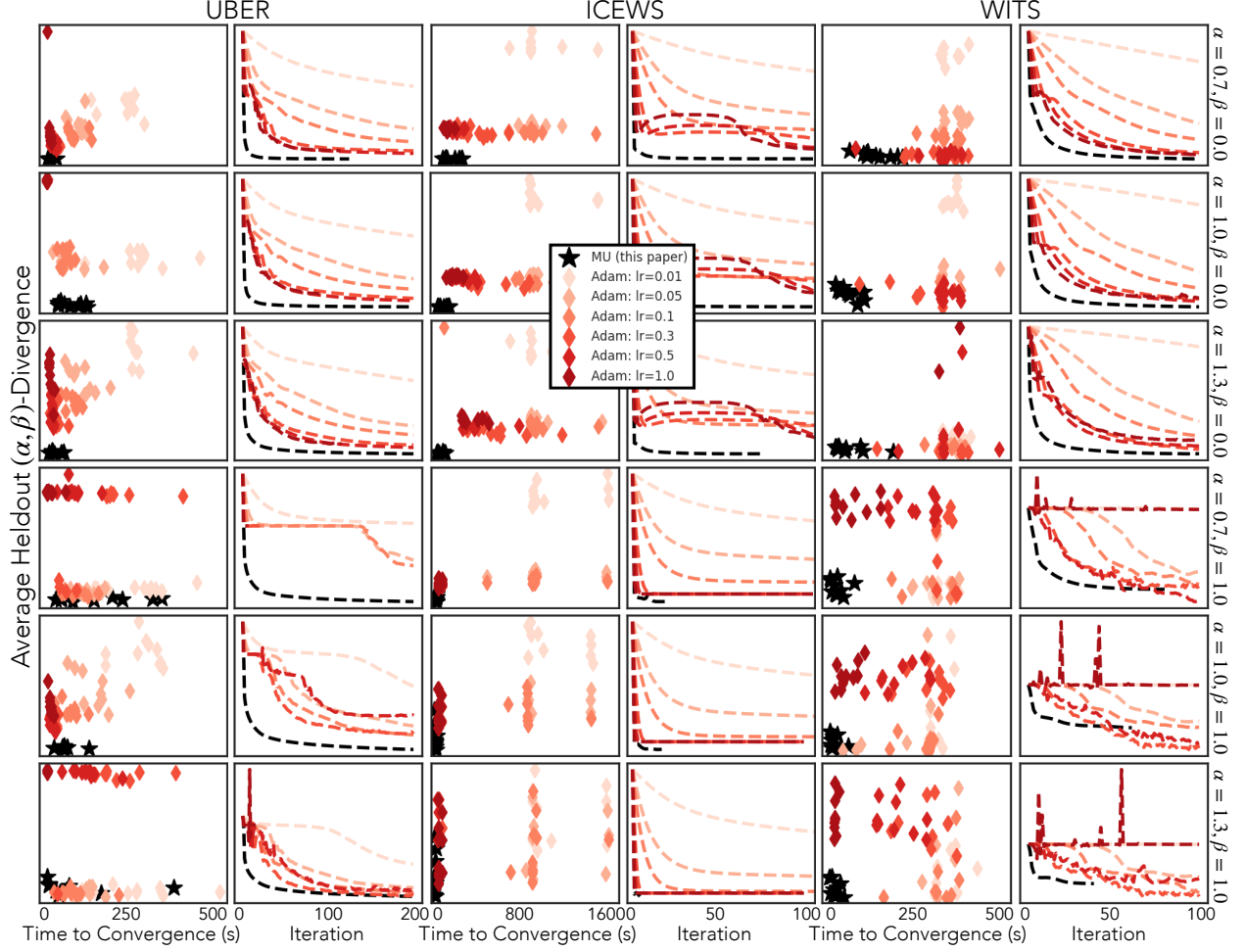
Training and evaluation with masked values is straightforward, since all methods can handle missing values. For NNEinFact, given a binary mask  $\mathcal{M}$  the size of  $Y$ , one proceeds as usual by replacing  $Y$  and  $\hat{Y}$  with  $\mathcal{M} \odot Y$  and  $\mathcal{M} \odot \hat{Y}$  in Algorithm 1.

**Evaluation metric.** We evaluate each method using average heldout loss, defined as

$$\bar{\mathcal{L}}_{\alpha, \beta} = \frac{1}{|\mathcal{H}|} \sum_{\mathbf{i} \in \mathcal{H}} \mathcal{L}_{\alpha, \beta}(y_{\mathbf{i}}, \hat{y}_{\mathbf{i}}). \quad (6.5)$$

**Time to convergence.** We also compare each optimization method’s runtime to convergence for many loss functions. In particular, we fit each dataset’s custom model using the  $(\alpha, \beta)$ -divergence with  $\alpha \in \{0.7, 1.0, 1.3\}$  and  $\beta \in \{0, 1\}$ . Each method runs until the convergence criteria specified in Appendix B is met. We measure time to convergence using wall-clock time.

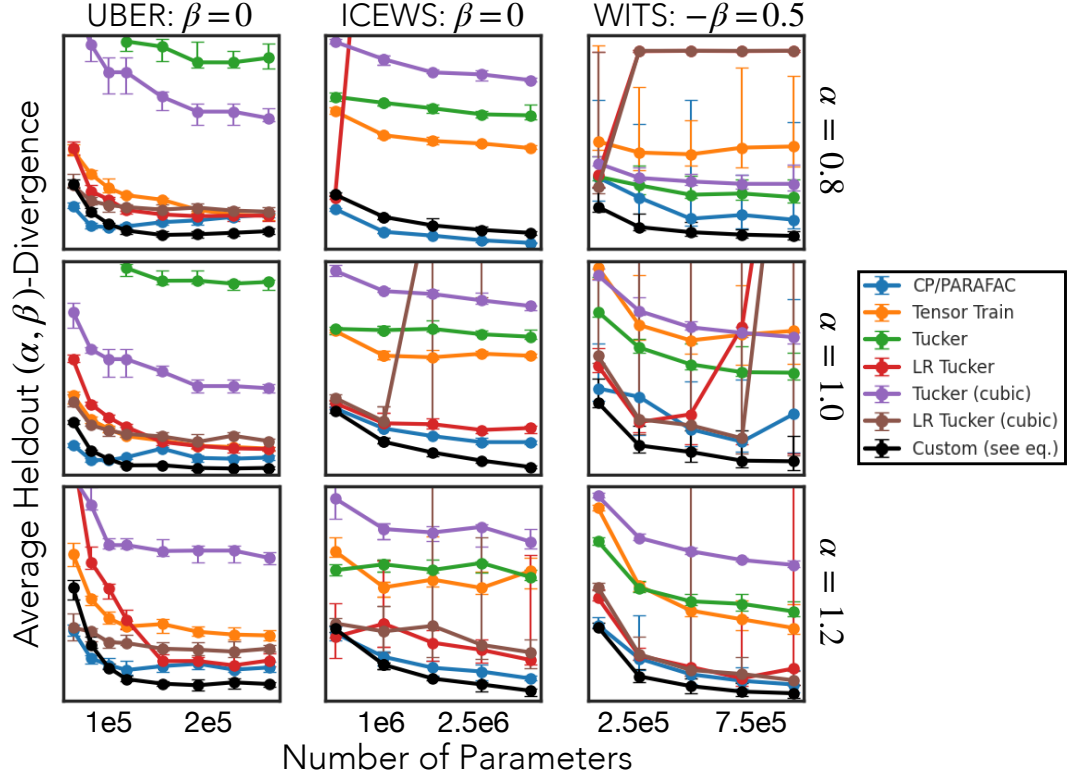
<sup>1</sup>For WITS, we create 50 train-test splits due to high variation in heldout loss among splits.



**Figure 2: NNEinFact is more efficient than automatic differentiation and achieves better fit.** Black: NNEinFact’s multiplicative update algorithm. Red: gradient-based automatic differentiation with Adam. Each row corresponds to a different  $(\alpha, \beta)$  parameterization. Each pair of columns corresponds to a different dataset. Left columns: each point corresponds to a random train-test split and method. Heldout  $(\alpha, \beta)$ -divergence is shown against wall-clock time to convergence. Right columns: heldout  $(\alpha, \beta)$ -divergence (on log scale) against training iteration. Each line represents one run of each algorithm.

## 6.6 Results

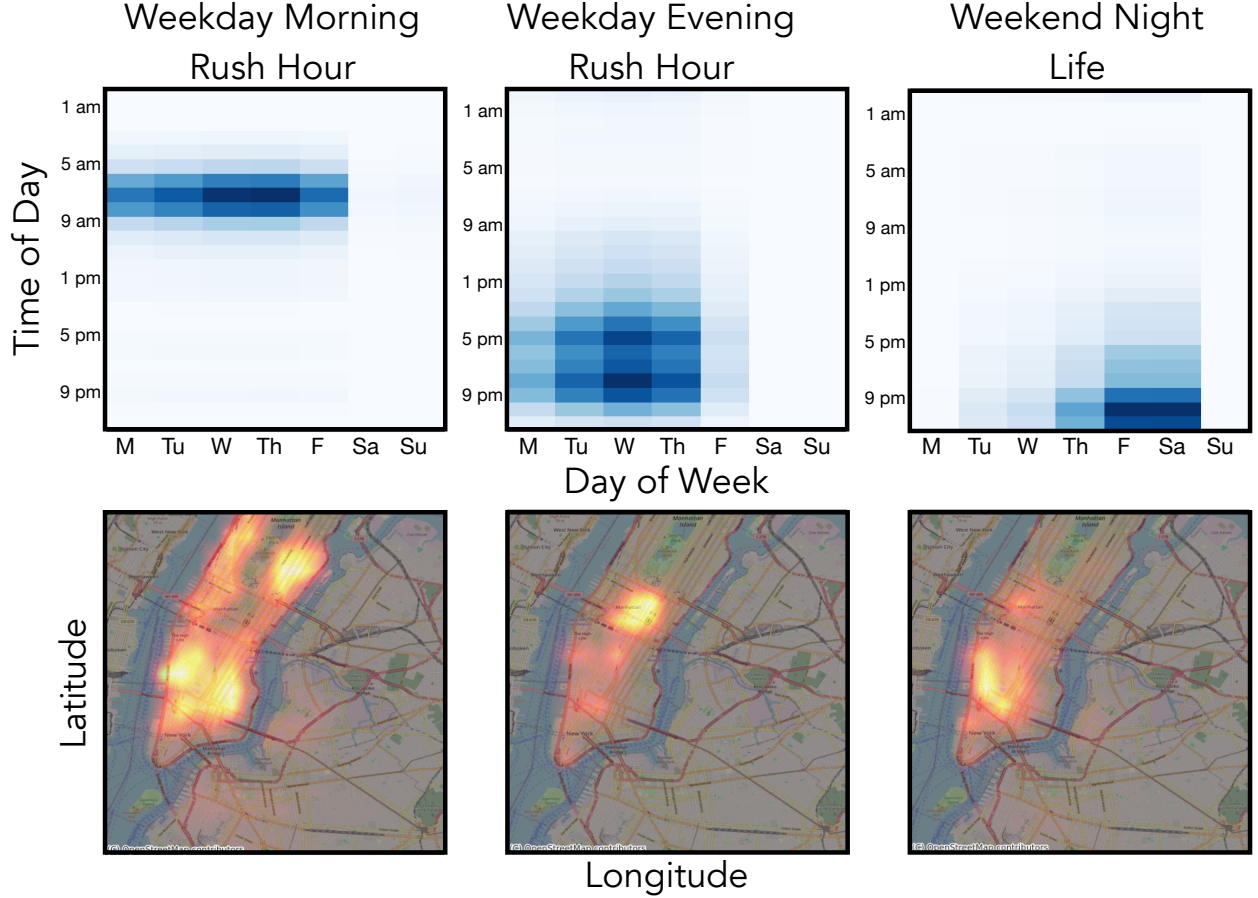
Figure 2 shows how NNEinFact’s multiplicative updates outperform gradient-based automatic differentiation in both runtime and heldout loss across the six  $(\alpha, \beta)$  parameterizations when fit to the Uber, ICEWS, and WITS data (left, middle, right). Each row corresponds to a different  $(\alpha, \beta)$  parameterization. For each dataset, the left column shows the heldout loss against runtime to convergence (where lower is better); each plot’s optimal region is the bottom left corner. Each point represents a different train-test split. We observe that NNEinFact’s points typically congregate in the bottom left, converging quickly to small loss values in most cases. The right column plots the heldout loss (in log scale) by iteration corresponding to the first train-test split. The black dotted line corresponds to the multiplicative updates, which decreases the loss much more rapidly than its competitors. These patterns hold across all datasets. We report the mean runtimes, heldout loss values, and standard errors for each method in Appendix C.



**Figure 3: Custom models attain lower heldout loss than common ones.** Model comparison: fit, as measured by average heldout loss, to three large tensor datasets (Uber, ICEWS, WITS). Error bars represent the interquartile range across random train-test splits. For each dataset, a different custom model achieves the lowest heldout loss. Each loss is tailored to the data. We set  $\beta=0$  for count data and  $\beta=-0.5$  for sparse, positive continuous data.  $\alpha$  controls a model’s robustness to missing values, outliers, and model misspecification.

**Model comparison.** We report each model’s lowest mean heldout losses and their corresponding standard errors in Appendix C. Figure 3 shows how the custom models attain lower heldout loss values than their baselines. The only exception occurs for ICEWS,  $\alpha=0.8$ , where CP offers a 1% reduction in heldout loss to the custom model. At times, LR Tucker (red, brown) quickly converges to a poor local minimum ( $\alpha = 0.8, 1.0$  and ICEWS, WITS). When avoiding this situation, LR Tucker often attains much lower loss values than its full version (green, purple). Overall, these results highlight how NNEinFact’s ability to fit custom models offers empirical improvement over existing models.

**NNEinFact recovers interpretable qualitative structure.** Finally, we highlight interpretable qualitative structure uncovered by the custom model applied to the Uber data. We further partition the  $100 \times 100$  spatial grid into a  $400 \times 400$  mesh, set the number of temporal classes to  $R=10$ , the number of temporal-specific spatial factors to  $K=6$  and fit the custom model. With only 48,580 parameters (relative to 725 million entries), the estimated custom model recovers classes corresponding to interpretable spatiotemporal structure. Three of these classes are shown in Figure 4.



**Figure 4: NNEinFact uncovers interpretable spatiotemporal structure.** Each row depicts a latent class  $r$  from the model  $wr, dr, hr, irk, jr_k \rightarrow wdh_{ij}$ . The top row shows temporal patterns by time of day and day of week, while the bottom row shows spatial loadings. The first two columns capture weekday morning and evening commutes, and the third captures weekend nightlife. Combined with the spatial loadings, these classes reveal interpretable spatiotemporal structure: morning commutes originate in residential areas, evening commutes in Midtown Manhattan, and nightlife around West Village.

The first class captures weekday morning commutes across Manhattan. The second shows weekday afternoon commutes originating in Midtown Manhattan, the city’s primary central business district. The third reflects weekend nightlife concentrated around West Village. Capturing similarly rich spatial structure with standard models (e.g., CP) requires either a large rank ( $R \gg 10$ ), sacrificing parsimonious temporal structure, or coupling latitude and longitude into a  $400^2$ -dimensional spatial mode, prohibitively increasing the parameter count.

## 7 Conclusion

NNEinFact is most valuable when exploring custom factorizations beyond CP and Tucker, using loss functions other than least-squares, or rapidly prototyping tensor models. Like most nonnegative algorithms, NNEinFact would likely benefit from multiple random initializations. For standard CP or Tucker with least-squares where specialized algorithms like hierarchical alternating least squares exist, such implementations may offer empirical advantages.



NNEinFact provides a foundation for modern tensor methods as multiway data becomes increasingly prevalent. The connection between  $(\alpha, \beta)$ -divergences and probabilistic models motivates principled approaches to scientific modeling. The computational efficiency of einsum-based updates, combined with rapidly improving hardware, may enable greater scaling. Beyond nonnegative tensor decomposition, we expect NNEinFact to offer value in many areas of machine learning where tensor decomposition methods are becoming increasingly relevant, such as probabilistic circuits [Loconte et al., 2025] and tensor-based regression [Llosa-Vite and Maitra, 2022].

**Software.** NNEinFact’s source code and tutorials are available at [github.com/jhood3/einfect](https://github.com/jhood3/einfect).

**Acknowledgements.** We would like to thank Ali Taylan Cemgil, Jie Jian, and Jimmy Lederman for helpful discussions and feedback. JH is supported by the National Science Foundation under Grant No. 2140001. Part of the computing for this project was conducted on the University of Chicago’s Data Science Institute cluster.

## References

- Izabel Aguiar, Dane Taylor, and Johan Ugander. A tensor factorization model of multilayer network interdependence. *Journal of Machine Learning Research*, 25(282):1–54, 2024.
- Shun-ichi Amari. Integration of stochastic models by minimizing  $\alpha$ -divergence. *Neural Computation*, 19(10):2780–2796, 2007.
- Brett W Bader and Tamara G Kolda. Algorithm 862: MATLAB tensor classes for fast algorithm prototyping. *ACM Transactions on Mathematical Software (TOMS)*, 32(4):635–653, 2006.
- Ayanendranath Basu, Ian R Harris, Nils L Hjort, and MC Jones. Robust and efficient estimation by minimising a density power divergence. *Biometrika*, 85(3):549–559, 1998.
- Yoshua Bengio, Ian Goodfellow, Aaron Courville, et al. *Deep Learning*, volume 1. MIT Press Cambridge, MA, USA, 2017.
- David M Blei. Build, compute, critique, repeat: Data analysis with latent variable models. *Annual Review of Statistics and Its Application*, 1(1):203–232, 2014.
- Elizabeth Boschee, Jennifer Lautenschlager, Sean O’Brien, Steve Shellman, James Starz, and Michael Ward. ICEWS Coded Event Data, May 2023. URL <https://dataverse.harvard.edu/dataset.xhtml?persistentId=doi:10.7910/DVN/28075>.
- George EP Box. Science and statistics. *Journal of the American Statistical Association*, 71(356):791–799, 1976.
- Lev M Bregman. The relaxation method of finding the common point of convex sets and its application to the solution of problems in convex programming. *USSR Computational Mathematics and Mathematical Physics*, 7(3):200–217, 1967.
- Chuke Chen, Zhihan Jiang, Nan Li, Heming Wang, Peng Wang, Zhihe Zhang, Chao Zhang, Fengmei Ma, Yuanyi Huang, Xiaohui Lu, et al. Advancing UN comtrade for physical trade flow analysis: review of data quality issues and solutions. *Resources, Conservation and Recycling*, 186:106526, 2022.



- Eric C. Chi and Tamara G. Kolda. On tensors, sparsity, and nonnegative factorizations. *SIAM Journal on Matrix Analysis and Applications*, 33(4):1272–1299, 2012.
- Andrzej Cichocki and Shun-ichi Amari. Families of alpha-beta-and gamma-divergences: Flexible and robust measures of similarities. *Entropy*, 12(6):1532–1568, 2010.
- Andrzej Cichocki, Rafal Zdunek, Seungjin Choi, Robert Plemmons, and Shun-Ichi Amari. Non-negative tensor factorization using alpha and beta divergences. In *2007 IEEE International Conference on Acoustics, Speech and Signal Processing-ICASSP'07*, volume 3, pages III–1393. IEEE, 2007.
- Andrzej Cichocki, Rafal Zdunek, Anh-Huy Phan, and Shun-ichi Amari. *Nonnegative Matrix and Tensor Factorizations: Applications to Exploratory Multi-Way Data Analysis and Blind Source Separation*. Wiley, Chichester, UK, 2009.
- Andrzej Cichocki, Sergio Cruces, and Shun-ichi Amari. Generalized alpha-beta divergences and their application to robust nonnegative matrix factorization. *Entropy*, 13(1):134–170, 2011.
- Andrzej Cichocki, Danilo Mandic, Lieven De Lathauwer, Guoxu Zhou, Qibin Zhao, Cesar Caiafa, and HUY ANH PHAN. Tensor Decompositions for Signal Processing Applications: From two-way to multiway component analysis. *IEEE Signal Processing Magazine*, 32(2):145–163, March 2015. ISSN 1558-0792. doi: 10.1109/MSP.2013.2297439. URL <https://ieeexplore.ieee.org/document/7038247>. Conference Name: IEEE Signal Processing Magazine.
- Martina Contisciani, Federico Battiston, and Caterina De Bacco. Inference of hyperedges and overlapping communities in hypergraphs. *Nature Communications*, 13(1):7229, 2022.
- Arthur P Dempster, Nan M Laird, and Donald B Rubin. Maximum likelihood from incomplete data via the EM algorithm. *Journal of the Royal Statistical Society: Series B (methodological)*, 39(1):1–22, 1977.
- Cédric Févotte and Jérôme Idier. Algorithms for nonnegative matrix factorization with the  $\beta$ -divergence. *Neural Computation*, 23(9):2421–2456, 2011.
- Kazu Ghalamkari, Mahito Sugiyama, and Yoshinobu Kawahara. Many-body approximation for non-negative tensors. *Advances in Neural Information Processing Systems*, 36:74077–74102, 2023.
- Kazu Ghalamkari, Jesper Løve Hinrich, and Morten Mørup. E<sup>2</sup>M: Double bounded  $\alpha$ -divergence optimization for tensor-based discrete density estimation. *arXiv preprint arXiv:2405.18220*, 2024.
- Kazu Ghalamkari, Jesper Løve Hinrich, and Morten Mørup. Non-negative tensor low-rank decompositions through the lens of information geometry. 2025.
- Charles R Harris, K Jarrod Millman, Stéfan J Van Der Walt, Ralf Gommers, Pauli Virtanen, David Cournapeau, Eric Wieser, Julian Taylor, Sebastian Berg, Nathaniel J Smith, et al. Array programming with NumPy. *Nature*, 585(7825):357–362, 2020.
- Frank L. Hitchcock. The expression of a tensor or a polyadic as a sum of products. *Journal of Mathematics and Physics*, 6(1-4):164–189, 1927. doi: 10.1002/sapm192761164.

- Paul W Holland and Roy E Welsch. Robust regression using iteratively reweighted least-squares. *Communications in Statistics-Theory and Methods*, 6(9):813–827, 1977.
- John Hood and Aaron J Schein. The  $AL\ell_0$ CORE tensor decomposition for sparse count data. In *International Conference on Artificial Intelligence and Statistics*, pages 4654–4662. PMLR, 2024.
- John Hood, Caterina De Bacco, and Aaron Schein. Broad spectrum structure discovery in large-scale higher-order networks. *arXiv preprint arXiv:2505.21748*, 2025.
- Jie Jian, Mu Zhu, and Peijun Sang. Restricted Tweedie stochastic block models. *Canadian Journal of Statistics*, page e70012, 2025. doi: 10.1002/cjs.70012. URL <https://onlinelibrary.wiley.com/doi/10.1002/cjs.70012>.
- Yong-Deok Kim and Seungjin Choi. Nonnegative Tucker Decomposition. In *2007 IEEE Conference on Computer Vision and Pattern Recognition*, pages 1–8, June 2007. doi: 10.1109/CVPR.2007.383405. ISSN: 1063-6919.
- Yong-Deok Kim, Andrzej Cichocki, and Seungjin Choi. Nonnegative Tucker decomposition with alpha-divergence. In *2008 IEEE International Conference on Acoustics, Speech and Signal Processing*, pages 1829–1832. IEEE, 2008.
- Diederik P Kingma and Jimmy Ba. Adam: A method for stochastic optimization. In *International Conference on Learning Representations (ICLR)*, 2015. URL <https://arxiv.org/abs/1412.6980>.
- Tamara G. Kolda and Brett W. Bader. Tensor Decompositions and Applications. *SIAM Review*, 51(3):455–500, August 2009. ISSN 0036-1445. doi: 10.1137/07070111X. URL <https://epubs.siam.org/doi/10.1137/07070111X>. Publisher: Society for Industrial and Applied Mathematics.
- Jean Kossaifi, Yannis Panagakis, Anima Anandkumar, and Maja Pantic. Tensorly: Tensor learning in Python. *Journal of Machine Learning Research*, 20(26):1–6, 2019.
- Daniel Lee and H Sebastian Seung. Algorithms for non-negative matrix factorization. *Advances in Neural Information Processing Systems*, 13, 2000.
- Carlos Llosa-Vite and Ranjan Maitra. Reduced-rank tensor-on-tensor regression and tensor-variate analysis of variance. *IEEE Transactions on Pattern Analysis and Machine Intelligence*, 45(2):2282–2296, 2022.
- Lorenzo Loconte, Antonio Mari, Gennaro Gala, Robert Peharz, Cassio de Campos, Erik Quaeghebeur, Gennaro Vessio, and Antonio Vergari. What is the relationship between tensor factorizations and circuits (and how can we exploit it)? *Transactions on Machine Learning Research*, 2025. ISSN 2835-8856. URL <https://openreview.net/forum?id=Y7dRmpGiHj>. Featured Certification.
- Ivan V Oseledets. Tensor-train decomposition. *SIAM Journal on Scientific Computing*, 33(5): 2295–2317, 2011.
- Adam Paszke, Sam Gross, Francisco Massa, Adam Lerer, James Bradbury, Gregory Chanan, Trevor Killeen, Zeming Lin, Natalia Gimelshein, Luca Antiga, et al. PyTorch: An imperative

- style, high-performance deep learning library. *Advances in Neural Information Processing Systems*, 32, 2019.
- Robert Peharz, Steven Lang, Antonio Vergari, Karl Stelzner, Alejandro Molina, Martin Trapp, Guy Van den Broeck, Kristian Kersting, and Zoubin Ghahramani. Einsum networks: Fast and scalable learning of tractable probabilistic circuits. In *International Conference on Machine Learning*, pages 7563–7574. PMLR, 2020.
- Anh Huy Phan and Andrzej Cichocki. Multi-way nonnegative tensor factorization using fast hierarchical alternating least squares algorithm (HALS). In *Proceedings of the 2008 International Symposium on Nonlinear Theory and its Applications*, 2008.
- Anh Huy Phan and Andrzej Cichocki. Extended HALS algorithm for nonnegative Tucker decomposition and its applications for multiway analysis and classification. *Neurocomputing*, 74(11):1956–1969, 2011.
- Alfréd Rényi. On measures of entropy and information. In *Proceedings of the Fourth Berkeley Symposium on Mathematical Statistics and Probability, Volume 1: Contributions to the Theory of Statistics*, volume 4, pages 547–562. University of California Press, 1961.
- Philip Schrodtt, Laura Neack, Patrick Haney, and Jeanne Hey. Event data in foreign policy analysis. In *Foreign Policy Analysis: Continuity and Change in Its Second Generation*, pages 145–166. Prentice Hall, 1995.
- Shai Shalev-Shwartz, Ohad Shamir, and Shaked Shammah. Failures of gradient-based deep learning. In *International Conference on Machine Learning*, pages 3067–3075. PMLR, 2017.
- Shaden Smith, Jee W. Choi, Jiajia Li, Richard Vuduc, Jongsoo Park, Xing Liu, and George Karypis. FROSTT: The Formidable Repository of Open Sparse Tensors and Tools, 2017.
- Koki Tsuyuzaki and Itoshi Nikaido. NNTensor: an R package for non-negative matrix/tensor decomposition. *Journal of Open Source Software*, 8(84):5015, 2023.
- Ledyard R. Tucker. Some mathematical notes on three-mode factor analysis. *Psychometrika*, 31(3):279–311, September 1966. ISSN 1860-0980. doi: 10.1007/BF02289464. URL <https://doi.org/10.1007/BF02289464>.
- World Integrated Trade Solution. International merchandise trade, tariff and non-tariff measures (NTM) data. <https://wits.worldbank.org/>, 2025.
- Kenan Yilmaz, Ali Cemgil, and Umut Simsekli. Generalised coupled tensor factorisation. *Advances in Neural Information Processing Systems*, 24, 2011.
- Y Kenan Yilmaz and A Taylan Cemgil. Probabilistic latent tensor factorization. In *International Conference on Latent Variable Analysis and Signal Separation*, pages 346–353. Springer, 2010.
- Y Kenan Yilmaz and A Taylan Cemgil. Alpha/beta divergences and tweedie models. *arXiv preprint arXiv:1209.4280*, 2012.
- Guoxu Zhou, Andrzej Cichocki, Qibin Zhao, and Shengli Xie. Efficient nonnegative Tucker decompositions: Algorithms and uniqueness. *IEEE Transactions on Image Processing*, 24(12):4990–5003, 2015.

## A Proofs of Theoretical Results

**Proof of Lemma 4.1.**

**Construction of the surrogate function  $Q$ .** First we show  $Q(\tilde{\Theta} \mid \tilde{\Theta}) = \mathcal{L}(\tilde{\Theta})$ . By definition,

$$Q(\tilde{\Theta} \mid \tilde{\Theta}) = \sum_{\mathbf{i}} \sum_{\mathbf{r}_\ell} \frac{\tilde{y}_{\mathbf{i}, \mathbf{r}_\ell}}{\tilde{y}_{\mathbf{i}}} \mathcal{L}^{\text{vex}}(y_{\mathbf{i}}, \tilde{y}_{\mathbf{i}} \frac{\tilde{\theta}_{\mathbf{i}, \mathbf{r}_\ell}^{(\ell)}}{\tilde{\theta}_{\mathbf{i}, \mathbf{r}_\ell}^{(\ell)}}) + \mathcal{L}^{\text{cave}}(y_{\mathbf{i}}, \tilde{y}_{\mathbf{i}}) + \partial_y [\mathcal{L}^{\text{cave}}(y_{\mathbf{i}}, \tilde{y}_{\mathbf{i}})] \underbrace{(\tilde{y}_{\mathbf{i}} - \tilde{y}_{\mathbf{i}})}_0 \quad (\text{A.1})$$

$$= \sum_{\mathbf{i}} \mathcal{L}^{\text{vex}}(y_{\mathbf{i}}, \tilde{y}_{\mathbf{i}}) \underbrace{\sum_{\mathbf{r}_\ell} \frac{\tilde{y}_{\mathbf{i}, \mathbf{r}_\ell}}{\tilde{y}_{\mathbf{i}}}}_1 + \mathcal{L}^{\text{cave}}(y_{\mathbf{i}}, \tilde{y}_{\mathbf{i}}) \quad (\text{A.2})$$

$$= \sum_{\mathbf{i}} \mathcal{L}(y_{\mathbf{i}}, \tilde{y}_{\mathbf{i}}) = \mathcal{L}(Y, \tilde{Y}) = \mathcal{L}(\tilde{\Theta}). \quad (\text{A.3})$$

We apply Jensen's inequality to bound the convex component and a first-order Taylor approximation to bound the concave component.

**Bounding the convex component.** Letting  $\hat{y}_{\mathbf{i}, \mathbf{r}} = \prod_{\ell=1}^L \theta_{\mathbf{i}, \mathbf{r}_\ell}$ , we wish to show that

$$\mathcal{L}^{\text{vex}}(y_{\mathbf{i}}, \hat{y}_{\mathbf{i}}) \leq \sum_{\mathbf{r}_\ell} \frac{\tilde{y}_{\mathbf{i}, \mathbf{r}_\ell}}{\tilde{y}_{\mathbf{i}}} \mathcal{L}^{\text{vex}}(y_{\mathbf{i}}, \tilde{y}_{\mathbf{i}} \frac{\theta_{\mathbf{i}, \mathbf{r}_\ell}^{(\ell)}}{\tilde{\theta}_{\mathbf{i}, \mathbf{r}_\ell}^{(\ell)}}). \quad (\text{A.4})$$

First, note that  $\frac{\hat{y}_{\mathbf{i}, \mathbf{r}_\ell}}{\tilde{y}_{\mathbf{i}, \mathbf{r}_\ell}} = \frac{\theta_{\mathbf{i}, \mathbf{r}_\ell}}{\tilde{\theta}_{\mathbf{i}, \mathbf{r}_\ell}}$ , and so we can write

$$\sum_{\mathbf{r}_\ell} \frac{\tilde{y}_{\mathbf{i}, \mathbf{r}_\ell}}{\tilde{y}_{\mathbf{i}}} \mathcal{L}^{\text{vex}}(y_{\mathbf{i}}, \tilde{y}_{\mathbf{i}} \frac{\theta_{\mathbf{i}, \mathbf{r}_\ell}^{(\ell)}}{\tilde{\theta}_{\mathbf{i}, \mathbf{r}_\ell}^{(\ell)}}) = \sum_{\mathbf{r}_\ell} \frac{\tilde{y}_{\mathbf{i}, \mathbf{r}_\ell}}{\tilde{y}_{\mathbf{i}}} \mathcal{L}^{\text{vex}}(y_{\mathbf{i}}, \tilde{y}_{\mathbf{i}} \frac{\hat{y}_{\mathbf{i}, \mathbf{r}_\ell}}{\tilde{y}_{\mathbf{i}, \mathbf{r}_\ell}}) \quad (\text{A.5})$$

$$= \sum_{\mathbf{r}_\ell} \frac{\tilde{y}_{\mathbf{i}, \mathbf{r}_\ell}}{\tilde{y}_{\mathbf{i}}} \mathcal{L}^{\text{vex}}(y_{\mathbf{i}}, \hat{y}_{\mathbf{i}, \mathbf{r}_\ell} \frac{\tilde{y}_{\mathbf{i}}}{\tilde{y}_{\mathbf{i}, \mathbf{r}_\ell}}). \quad (\text{A.6})$$

Since  $\sum_{\mathbf{r}_\ell} \frac{\tilde{y}_{\mathbf{i}, \mathbf{r}_\ell}}{\tilde{y}_{\mathbf{i}}} = \frac{\tilde{y}_{\mathbf{i}}}{\tilde{y}_{\mathbf{i}}} = 1$ , Jensen's inequality implies that

$$\sum_{\mathbf{r}_\ell} \frac{\tilde{y}_{\mathbf{i}, \mathbf{r}_\ell}}{\tilde{y}_{\mathbf{i}}} \mathcal{L}^{\text{vex}}(y_{\mathbf{i}}, \hat{y}_{\mathbf{i}, \mathbf{r}_\ell} \frac{\tilde{y}_{\mathbf{i}}}{\tilde{y}_{\mathbf{i}, \mathbf{r}_\ell}}) \geq \mathcal{L}^{\text{vex}}(y_{\mathbf{i}}, \sum_{\mathbf{r}_\ell} \frac{\tilde{y}_{\mathbf{i}, \mathbf{r}_\ell}}{\tilde{y}_{\mathbf{i}}} \left( \hat{y}_{\mathbf{i}, \mathbf{r}_\ell} \frac{\tilde{y}_{\mathbf{i}}}{\tilde{y}_{\mathbf{i}, \mathbf{r}_\ell}} \right)) \quad (\text{A.7})$$

$$= \mathcal{L}^{\text{vex}}(y_{\mathbf{i}}, \sum_{\mathbf{r}_\ell} \hat{y}_{\mathbf{i}, \mathbf{r}_\ell}) = \mathcal{L}^{\text{vex}}(y_{\mathbf{i}}, \hat{y}_{\mathbf{i}}) \quad (\text{A.8})$$

where (A.8) follows from Jensen's inequality.

**Bounding the concave component.** For any concave function  $f$ , the first-order Taylor expansion of  $f$  at  $\tilde{\Theta}$  yields the inequality  $f(\Theta) \leq f(\tilde{\Theta}) + \nabla f(\tilde{\Theta})^\top (\Theta - \tilde{\Theta})$ . We leverage this property of  $\mathcal{L}^{\text{cave}}(y_{\mathbf{i}}, \hat{y}_{\mathbf{i}})$  to write

$$\mathcal{L}^{\text{cave}}(y_{\mathbf{i}}, \hat{y}_{\mathbf{i}}) \leq \mathcal{L}^{\text{cave}}(y_{\mathbf{i}}, \tilde{y}_{\mathbf{i}}) + \partial_y \mathcal{L}^{\text{cave}}(y_{\mathbf{i}}, \tilde{y}_{\mathbf{i}}) (\hat{y}_{\mathbf{i}} - \tilde{y}_{\mathbf{i}}). \quad (\text{A.9})$$

Putting these parts together,

$$Q(\Theta | \tilde{\Theta}) = \sum_{\mathbf{i}} \sum_{\mathbf{r}_\ell} \frac{\tilde{y}_{\mathbf{i}, \mathbf{r}_\ell}}{\tilde{y}_{\mathbf{i}}} \mathcal{L}^{\text{vex}}(y_{\mathbf{i}}, \tilde{y}_{\mathbf{i}} \frac{\theta_{\mathbf{i}_\ell, \mathbf{r}_\ell}^{(\ell)}}{\tilde{\theta}_{\mathbf{i}_\ell, \mathbf{r}_\ell}^{(\ell)}}) + \mathcal{L}^{\text{cave}}(y_{\mathbf{i}}, \tilde{y}_{\mathbf{i}}) + \partial_y \mathcal{L}^{\text{cave}}(y_{\mathbf{i}}, \tilde{y}_{\mathbf{i}})(\hat{y}_{\mathbf{i}} - \tilde{y}_{\mathbf{i}}) \quad (\text{A.10})$$

$$\geq \sum_{\mathbf{i}} \mathcal{L}^{\text{vex}}(y_{\mathbf{i}}, \hat{y}_{\mathbf{i}}) + \mathcal{L}^{\text{cave}}(y_{\mathbf{i}}, \hat{y}_{\mathbf{i}}) \quad (\text{A.11})$$

$$= \sum_{\mathbf{i}} \mathcal{L}(y_{\mathbf{i}}, \hat{y}_{\mathbf{i}}) = \mathcal{L}(\Theta). \quad (\text{A.12})$$

**Proof of Lemma 4.2.**

**Convexity of Q.** The Taylor expansion term

$$\mathcal{L}^{\text{cave}}(y_{\mathbf{i}}, \tilde{y}_{\mathbf{i}}) + \partial_y \mathcal{L}^{\text{cave}}(y_{\mathbf{i}}, \tilde{y}_{\mathbf{i}})(\hat{y}_{\mathbf{i}} - \tilde{y}_{\mathbf{i}}) \quad (\text{A.13})$$

is linear in  $\Theta$  and is thus convex. Consider the term

$$\sum_{\mathbf{r}_\ell} \frac{\tilde{y}_{\mathbf{i}, \mathbf{r}_\ell}}{\tilde{y}_{\mathbf{i}}} \mathcal{L}^{\text{vex}}(y_{\mathbf{i}}, \tilde{y}_{\mathbf{i}} \frac{\theta_{\mathbf{i}_\ell, \mathbf{r}_\ell}^{(\ell)}}{\tilde{\theta}_{\mathbf{i}_\ell, \mathbf{r}_\ell}^{(\ell)}}). \quad (\text{A.14})$$

It is a weighted sum of terms  $\mathcal{L}^{\text{vex}}(y_{\mathbf{i}}, \tilde{y}_{\mathbf{i}} \frac{\theta_{\mathbf{i}_\ell, \mathbf{r}_\ell}^{(\ell)}}{\tilde{\theta}_{\mathbf{i}_\ell, \mathbf{r}_\ell}^{(\ell)}})$ , each of which is convex in its second argument.

Since affine transformations and nonnegative weighted sums of convex functions preserve convexity, this term is convex.

Again, since sums of convex terms are convex, it holds that  $Q$  is convex in  $\Theta$ .

**Minimizing Q.**  $Q(\Theta | \tilde{\Theta})$  is proportional in  $\Theta$  to

$$Q(\Theta | \tilde{\Theta}) \propto_{\Theta} \sum_{\mathbf{i}} \sum_{\mathbf{r}_\ell} \frac{\tilde{y}_{\mathbf{i}, \mathbf{r}_\ell}}{\tilde{y}_{\mathbf{i}}} \mathcal{L}^{\text{vex}}(y_{\mathbf{i}}, \tilde{y}_{\mathbf{i}} \frac{\theta_{\mathbf{i}_\ell, \mathbf{r}_\ell}^{(\ell)}}{\tilde{\theta}_{\mathbf{i}_\ell, \mathbf{r}_\ell}^{(\ell)}}) + \partial_y \mathcal{L}^{\text{cave}}(y_{\mathbf{i}}, \tilde{y}_{\mathbf{i}}) \hat{y}_{\mathbf{i}} \quad (\text{A.15})$$

with gradient given element-wise as

$$\frac{\partial}{\partial \theta_{\mathbf{i}_\ell, \mathbf{r}_\ell}^{(\ell)}} [Q(\Theta | \tilde{\Theta})] = \sum_{\mathbf{i}} \frac{\tilde{y}_{\mathbf{i}, \mathbf{r}_\ell}}{\tilde{y}_{\mathbf{i}}} \frac{\tilde{y}_{\mathbf{i}}}{\tilde{\theta}_{\mathbf{i}_\ell, \mathbf{r}_\ell}^{(\ell)}} \partial_y \mathcal{L}^{\text{vex}}(y_{\mathbf{i}}, \tilde{y}_{\mathbf{i}} \frac{\theta_{\mathbf{i}_\ell, \mathbf{r}_\ell}^{(\ell)}}{\tilde{\theta}_{\mathbf{i}_\ell, \mathbf{r}_\ell}^{(\ell)}}) + \partial_y \mathcal{L}^{\text{cave}}(y_{\mathbf{i}}, \tilde{y}_{\mathbf{i}}) \frac{\partial \hat{y}_{\mathbf{i}}}{\partial \theta_{\mathbf{i}_\ell, \mathbf{r}_\ell}^{(\ell)}} \quad (\text{A.16})$$

$$= \sum_{\mathbf{i}} \frac{\partial \hat{y}_{\mathbf{i}}}{\partial \theta_{\mathbf{i}_\ell, \mathbf{r}_\ell}^{(\ell)}} \left( \partial_y \mathcal{L}^{\text{vex}}(y_{\mathbf{i}}, \tilde{y}_{\mathbf{i}} \frac{\theta_{\mathbf{i}_\ell, \mathbf{r}_\ell}^{(\ell)}}{\tilde{\theta}_{\mathbf{i}_\ell, \mathbf{r}_\ell}^{(\ell)}}) + \partial_y \mathcal{L}^{\text{cave}}(y_{\mathbf{i}}, \tilde{y}_{\mathbf{i}}) \right). \quad (\text{A.17})$$

Letting  $\lambda = \frac{\theta_{\mathbf{i}_\ell, \mathbf{r}_\ell}^{(\ell)}}{\tilde{\theta}_{\mathbf{i}_\ell, \mathbf{r}_\ell}^{(\ell)}}$  and setting  $\frac{\partial}{\partial \theta_{\mathbf{i}_\ell, \mathbf{r}_\ell}^{(\ell)}} Q(\Theta | \tilde{\Theta}) = 0$ , we have that

$$\sum_{\mathbf{i}} \frac{\partial \hat{y}_{\mathbf{i}}}{\partial \theta_{\mathbf{i}_\ell, \mathbf{r}_\ell}^{(\ell)}} (\partial_y \mathcal{L}^{\text{vex}}(y_{\mathbf{i}}, \tilde{y}_{\mathbf{i}} \lambda) + \partial_y \mathcal{L}^{\text{cave}}(y_{\mathbf{i}}, \tilde{y}_{\mathbf{i}})) = 0. \quad (\text{A.18})$$

Under the relation  $\partial_y \mathcal{L}^{\text{vex}}(y_{\mathbf{i}}, \tilde{y}_{\mathbf{i}} \lambda) + \partial_y \mathcal{L}^{\text{cave}}(y_{\mathbf{i}}, \tilde{y}_{\mathbf{i}}) = [c(\lambda)(g(\lambda)b(y_{\mathbf{i}}, \hat{y}_{\mathbf{i}}) - a(y_{\mathbf{i}}, \hat{y}_{\mathbf{i}}))]$

$$c(\lambda)g(\lambda) \sum_{\mathbf{i}} \frac{\partial \hat{y}_{\mathbf{i}}}{\partial \theta_{\mathbf{i}_\ell, \mathbf{r}_\ell}^{(\ell)}} b(y_{\mathbf{i}}, \hat{y}_{\mathbf{i}}) = c(\lambda) \sum_{\mathbf{i}} \frac{\partial \hat{y}_{\mathbf{i}}}{\partial \theta_{\mathbf{i}_\ell, \mathbf{r}_\ell}^{(\ell)}} a(y_{\mathbf{i}}, \hat{y}_{\mathbf{i}}) \quad (\text{A.19})$$

which implies that

$$\lambda = \frac{\theta_{\mathbf{i}_\ell, \mathbf{r}_\ell}^{(\ell)}}{\tilde{\theta}_{\mathbf{i}_\ell, \mathbf{r}_\ell}^{(\ell)}} = g^{-1} \left( \frac{\sum_{\mathbf{i}} \frac{\partial \hat{y}_{\mathbf{i}}}{\partial \theta_{\mathbf{i}_\ell, \mathbf{r}_\ell}} a(y_{\mathbf{i}}, \hat{y}_{\mathbf{i}})}{\sum_{\mathbf{i}} \frac{\partial \hat{y}_{\mathbf{i}}}{\partial \theta_{\mathbf{i}_\ell, \mathbf{r}_\ell}} b(y_{\mathbf{i}}, \hat{y}_{\mathbf{i}})} \right). \quad (\text{A.20})$$

Multiplying both sides by  $\tilde{\theta}_{\mathbf{i}_\ell, \mathbf{r}_\ell}^{(\ell)}$  yields the multiplicative update.

## B Algorithmic Details

All experiments were run on one GPU and all algorithms were implemented in Pytorch.

**Stopping criterion.** We use a variety of stopping criterion to evaluate convergence, including increasing validation loss for 5 consecutive iterations, a decrease in the training loss of less than  $10^{-6}$ , or 5,000 iterations of training.

### B.1 Divergences

We implemented the  $(\alpha, \beta)$ -divergence [Cichocki and Amari, 2010] setting of Algorithm 1, a family of divergences parameterized by  $\alpha, \beta \in \mathbb{R}$ . The  $(\alpha, \beta)$ -divergence is defined as

$$\mathcal{L}_{\alpha, \beta}(x, y) = \begin{cases} \frac{1}{\alpha\beta} \left[ \frac{\alpha}{\alpha+\beta} x^{\alpha+\beta} + \frac{\beta}{\alpha+\beta} y^{\alpha+\beta} - x^\alpha y^\beta \right] & \alpha, \beta, \alpha + \beta \neq 0 \\ \frac{1}{\alpha^2} \left[ y^\alpha - x^\alpha + \alpha x^\alpha \log \frac{x}{y} \right] & \beta = 0, \alpha \neq 0 \\ \frac{1}{\alpha^2} \left[ \frac{x^\alpha}{y^\alpha} - 1 + \alpha \log \frac{y}{x} \right] & \alpha = -\beta \neq 0 \\ \frac{1}{\beta^2} \left[ \beta y^\beta \log \frac{y}{x} - y^\beta + x^\beta \right] & \alpha = 0, \beta \neq 0 \\ \frac{1}{2} (\log x - \log y)^2 & \alpha = \beta = 0 \end{cases} \quad (\text{B.1})$$

Special cases include the  $\alpha$ -divergence [Amari, 2007], for  $\alpha + \beta = 1$  and the  $\beta$ -divergence [Basu et al., 1998] for  $\alpha = 1$ . Included are the KL divergence ( $\alpha = 1, \beta = 0$ ), reverse KL ( $\alpha = 0, \beta = 1$ ), squared Euclidean distance ( $\alpha = 1, \beta = 1$ ), Itakura-Saito divergence ( $\alpha = 1, \beta = -1$ ), as well as the squared Hellinger distance ( $\alpha = \beta = 0.5$ ), Neyman  $\chi^2$  ( $\alpha = -1, \beta = 2$ ) and Pearson  $\chi^2$  divergences ( $\alpha = 2, \beta = -1$ ).

When  $\alpha \neq 0$ ,  $a(x, y) = x^\alpha y^{\beta-1}$  and  $b(x, y) = y^{\alpha+\beta-1}$ . When  $\alpha = 0, \beta = 1$ ,  $a(x, y) = \log(x/y)$  and  $b(x, y) = 1$ . Otherwise, when  $\alpha = 0$  and  $\beta \neq 1$ , we could not derive a decomposition satisfying the property (3.3).

Under the  $(\alpha, \beta)$ -divergence,  $g(\lambda)$  is defined by:

$$g(\lambda) = \begin{cases} \lambda^{1-\beta} & 1/\alpha - \beta/\alpha > 1 \\ \lambda^{\alpha+\beta-1} & 1/\alpha - \beta/\alpha < 0 \\ \log(\lambda) & \alpha = 0, \beta = 1 \\ \lambda^\alpha & 0 \leq 1/\alpha - \beta/\alpha \leq 1 \end{cases} \quad (\text{B.2})$$

**Maximum likelihood under the negative binomial.** The negative binomial random variable  $X$  with mean  $y$  and dispersion parameter  $\phi$  has probability mass function

$$p(x | y, \phi) = \frac{\Gamma(x + \phi)}{\Gamma(\phi)\Gamma(x + 1)} \left( \frac{\phi}{\phi + y} \right)^\phi \left( \frac{y}{\phi + y} \right)^x. \quad (\text{B.3})$$

The terms in the negative log-likelihood proportional to  $y$  are given by

$$\mathcal{L}(x, y) = (\phi + x) \log(\phi + y) - x \log(y), \quad (\text{B.4})$$

which decomposes into convex and concave parts

$$\mathcal{L}^{\text{vex}}(x, y) = -x \log(y), \quad \mathcal{L}^{\text{cave}}(x, y) = (\phi + x) \log(\phi + y). \quad (\text{B.5})$$

Then

$$\partial_y \mathcal{L}^{\text{vex}}(x, \lambda y) + \partial_y \mathcal{L}^{\text{cave}}(x, y) = -\lambda^{-1} \frac{x}{y} + \frac{\phi + x}{\phi + y} \quad (\text{B.6})$$

$$= \lambda^{-1} \left( \lambda \frac{\phi + x}{\phi + y} - \frac{x}{y} \right). \quad (\text{B.7})$$

Here,  $c(\lambda) = \lambda^{-1}$ ,  $g(\lambda) = \lambda$ ,  $a(x, y) = \frac{x}{y}$  and  $b(x, y) = \frac{\phi + x}{\phi + y}$ . Under the negative binomial likelihood, where each  $y_{\mathbf{i}} \sim \text{NegBinom}(\hat{y}_{\mathbf{i}}, \phi_{\mathbf{i}})$ . Then for fixed  $\phi_{\mathbf{i}}$ , the multiplicative update that minimizes the negative log-likelihood is

$$\Theta^{(\ell)} \leftarrow \Theta^{(\ell)} \odot \left( \frac{\sum_{\mathbf{i}} [\nabla_{\Theta^{(\ell)}} \hat{y}_{\mathbf{i}}] \frac{y_{\mathbf{i}}}{\hat{y}_{\mathbf{i}}}}{\sum_{\mathbf{i}} [\nabla_{\Theta^{(\ell)}} \hat{y}_{\mathbf{i}}] \frac{y_{\mathbf{i}} + \phi_{\mathbf{i}}}{\hat{y}_{\mathbf{i}} + \phi_{\mathbf{i}}}} \right). \quad (\text{B.8})$$

The geometric distribution arises when  $\phi = 1$ .

**Maximum likelihood under the Bernoulli.** The Bernoulli random variable  $X \sim \text{Bern}(p)$  has probability mass function

$$p(x | p) = p^x (1 - p)^{1-x} \quad (\text{B.9})$$

for  $x \in \{0, 1\}$ . Reparameterizing using the odds ratio  $\mu := \frac{p}{1-p}$ , the negative log likelihood simplifies to

$$\mathcal{L}(x, \mu) = \log(1 + \mu) - x \log(\mu) \quad (\text{B.10})$$

which decomposes into convex and concave parts

$$\mathcal{L}^{\text{vex}}(x, \mu) = -x \log(\mu), \quad \mathcal{L}^{\text{cave}}(x, \mu) = \log(1 + \mu). \quad (\text{B.11})$$

Then

$$\partial_y \mathcal{L}^{\text{vex}}(x, \lambda y) + \partial_y \mathcal{L}^{\text{cave}}(x, y) = -\lambda^{-1} \frac{x}{y} + \frac{1}{1 + y} \quad (\text{B.12})$$

$$= \lambda^{-1} \left( \lambda \frac{1}{1 + y} - \frac{x}{y} \right). \quad (\text{B.13})$$



Here,  $c(\lambda) = \lambda^{-1}$ ,  $g(\lambda) = \lambda$ ,  $a(x, y) = \frac{x}{y}$  and  $b(x, y) = \frac{1}{1+y}$ . Under odds estimation using Equation (2.1), the multiplicative update that minimizes the negative log-likelihood is

$$\Theta^{(\ell)} \leftarrow \Theta^{(\ell)} \odot \left( \frac{\sum_{\mathbf{i}} [\nabla_{\Theta^{(\ell)}} \hat{y}_{\mathbf{i}}] \frac{y_{\mathbf{i}}}{\hat{y}_{\mathbf{i}}}}{\sum_{\mathbf{i}} [\nabla_{\Theta^{(\ell)}} \hat{y}_{\mathbf{i}}] \frac{1}{\hat{y}_{\mathbf{i}+1}}} \right). \quad (\text{B.14})$$

This framework extends to the binomial setting where  $y_{\mathbf{i}} \sim \text{Binomial}(n_{\mathbf{i}}, p_{\mathbf{i}})$ . For known number of trials  $n_{\mathbf{i}}$ , the corresponding update is

$$\Theta^{(\ell)} \leftarrow \Theta^{(\ell)} \odot \left( \frac{\sum_{\mathbf{i}} [\nabla_{\Theta^{(\ell)}} \hat{y}_{\mathbf{i}}] \frac{y_{\mathbf{i}}}{\hat{y}_{\mathbf{i}}}}{\sum_{\mathbf{i}} [\nabla_{\Theta^{(\ell)}} \hat{y}_{\mathbf{i}}] \frac{n_{\mathbf{i}}}{\hat{y}_{\mathbf{i}+1}}} \right). \quad (\text{B.15})$$

In each of these settings,  $\hat{y}_{\mathbf{i}}$  is the estimated odds  $\hat{y}_{\mathbf{i}} := \frac{\hat{p}_{\mathbf{i}}}{1-\hat{p}_{\mathbf{i}}}$ .

**Jensen-Shannon divergence.** The Jensen-Shannon divergence is defined as

$$\mathcal{L}(x, y) = \frac{1}{2}x[\log(x) - \log(\frac{x+y}{2})] + \frac{1}{2}y[\log(y) - \log(\frac{x+y}{2})] \quad (\text{B.16})$$

$$= -\frac{x+y}{2} \log(\frac{x+y}{2}) + \frac{1}{2}[x \log(x) + y \log(y)]. \quad (\text{B.17})$$

It has convex-concave decomposition

$$\mathcal{L}^{\text{vex}}(x, y) = \frac{1}{2}[x \log(x) + y \log(y)], \quad \mathcal{L}^{\text{cave}}(x, y) = -\frac{x+y}{2} \log(\frac{x+y}{2}). \quad (\text{B.18})$$

Then

$$\partial_y \mathcal{L}^{\text{vex}}(x, \lambda y) + \partial_y \mathcal{L}^{\text{cave}}(x, y) = \frac{1}{2}(1 + \log(\lambda) + \log(y) - \log(\frac{x+y}{2}) - 1) \quad (\text{B.19})$$

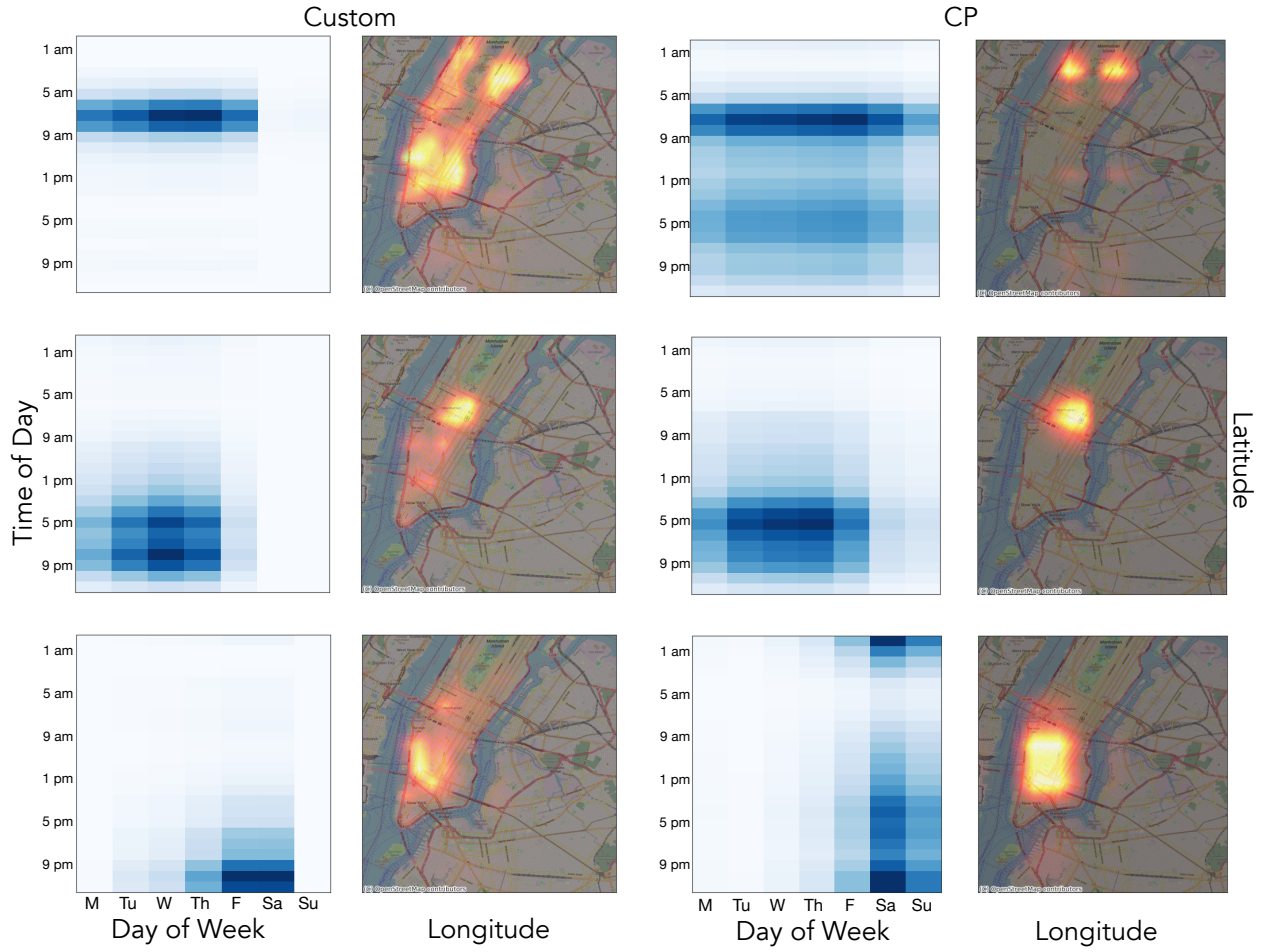
$$= \frac{1}{2}[\log(\lambda) - \log(\frac{x+y}{2y})]. \quad (\text{B.20})$$

Then  $a(x, y) = \log(\frac{x+y}{2y})$ ,  $b(x, y) = 1$ ,  $g(\lambda) = \log(\lambda)$ , and  $c(\lambda) = \frac{1}{2}$ . The multiplicative update is

$$\Theta^{(\ell)} \leftarrow \Theta^{(\ell)} \odot \exp \left( \frac{\sum_{\mathbf{i}} [\nabla_{\Theta^{(\ell)}} \hat{y}_{\mathbf{i}}] \log(\frac{y_{\mathbf{i}} + \hat{y}_{\mathbf{i}}}{2\hat{y}_{\mathbf{i}}})}{\sum_{\mathbf{i}} [\nabla_{\Theta^{(\ell)}} \hat{y}_{\mathbf{i}}]} \right). \quad (\text{B.21})$$

## C Additional Empirical Results

**Uber qualitative comparison.** For comparison, we fit the CP decomposition with  $R = 10$  classes to the Uber data. On the left, we show the classes recovered by the custom model corresponding to “weekday morning rush hour”, “weekday evening rush hour”, “weekend night life” in Figure 4. To the right, we show their most closely resembled classes recovered by CP



**Figure 5:** Qualitative side-by-side comparison of the custom (left) and CP (right) models.

Not only does the custom model capture more complex spatial structure, the temporal structure is much more refined.

**Table 1:** Mean heldout  $(\alpha, \beta)$ -divergence for all models. We report the best values over different numbers of parameters. Lowest values in each row are bolded. Standard errors are shown in parentheses below each row.

Dataset	$\alpha$	Custom	CP/PARAFAC	Tensor-train	Tucker	LR Tucker	Tucker (cubic)	LR Tucker (cubic)
Uber	0.8	<b>0.00804</b>	0.00812	0.00823	0.00986	0.00823	0.00925	0.00828
		(0.00002)	(0.00002)	(0.00002)	(0.00004)	(0.00002)	(0.00004)	(0.00002)
	1.0	<b>0.0101</b>	0.0104	0.0107	0.0149	0.0107	0.0123	0.0108
		(0.00003)	(0.00002)	(0.00004)	(0.00006)	(0.00003)	(0.00006)	(0.00007)
	1.2	<b>0.0152</b>	0.0158	0.0169	0.0291	0.0160	0.0197	0.0164
		(0.00007)	(0.00013)	(0.00010)	(0.00016)	(0.00012)	(0.00015)	(0.00011)
ICEWS	0.8	0.0203	<b>0.0201</b>	0.0226	0.0234	0.0212	0.0243	0.0354
		(0.00003)	(0.00001)	(0.00002)	(0.00006)	(0.00002)	(0.00004)	(0.00005)
	1.0	<b>0.0273</b>	0.0285	0.0331	0.0342	0.0291	0.0356	0.0301
		(0.00012)	(0.00004)	(0.00012)	(0.00013)	(0.00005)	(0.00006)	(0.00031)
	1.2	<b>0.0457</b>	0.0470	0.0560	0.0557	0.0595	0.0515	0.0515
		(0.0001)	(0.0001)	(0.001)	(0.0002)	(0.004)	(0.0004)	(0.002)
WITS	0.8	<b>0.166</b>	0.234	0.361	0.269	0.313	0.246	0.297
		(0.004)	(0.018)	(0.038)	(0.031)	(0.032)	(0.008)	(0.023)
	1.0	<b>0.0356</b>	0.0570	0.0780	0.0782	0.0742	0.0673	0.0739
		(0.002)	(0.005)	(0.011)	(0.012)	(0.011)	(0.007)	(0.005)
	1.2	<b>0.0134</b>	0.0178	0.0294	0.0280	0.0293	0.0300	0.0246
		(0.0009)	(0.002)	(0.003)	(0.002)	(0.002)	(0.0003)	(0.004)

**Table 2:** Mean heldout  $(\alpha, \beta)$ -divergences for NNEinFact and Adam. Lowest values in each row are bolded. Standard errors are shown in parentheses below each row.

Dataset	$(\alpha, \beta)$	NNEinFact	Adam, 0.01	Adam, 0.05	Adam, 0.1	Adam, 0.3	Adam, 0.5	Adam, 1.0
Uber	(0.7, 0)	<b>0.00759</b>	0.0161	0.0131	0.0115	0.0100	0.00973	0.0127
		(0.00001)	(0.0004)	(0.0005)	(0.0002)	(0.0001)	(0.0001)	(0.0016)
	(0.7, 1)	<b>0.0444</b>	0.1855	0.1695	0.1903	1.9391	1.9391	1.9412
		(0.0007)	(0.011)	(0.012)	(0.014)	(0.014)	(0.014)	(0.014)
	(1.0, 0)	<b>0.0108</b>	0.0229	0.0190	0.0164	0.0149	0.0151	0.0195
		(0.00003)	(0.0006)	(0.0004)	(0.0002)	(0.0004)	(0.0004)	(0.0006)
	(1.0, 1)	<b>0.367</b>	0.542	0.478	0.458	9.673	18.739	17.378
		(0.006)	(0.015)	(0.012)	(0.011)	(2)	(1.6)	(0.1)
	(1.3, 0)	<b>0.0225</b>	0.0538	0.0418	0.0349	0.0323	0.0295	0.0366
		(0.0001)	(0.001)	(0.002)	(0.001)	(0.001)	(0.0005)	(0.001)
	(1.3, 1)	1.032	0.939	0.917	<b>0.896</b>	34.099	40.061	42.121
		(0.06)	(0.03)	(0.03)	(0.02)	(3.7)	(0.9)	(0.4)
ICEWS	(0.7, 0)	<b>0.0185</b>	0.0590	0.0305	0.0279	0.0281	0.0291	0.0292
		(0.00002)	(0.0007)	(0.0002)	(0.0002)	(0.0004)	(0.0002)	(0.0001)
	(0.7, 1)	<b>0.0926</b>	0.5090	0.1867	0.1655	0.1523	0.1523	0.1523
		(0.003)	(0.013)	(0.003)	(0.003)	(0.004)	(0.004)	(0.004)
	(1.0, 0)	<b>0.0309</b>	0.1178	0.0558	0.0503	0.0498	0.0532	0.0548
		(0.00004)	(0.002)	(0.001)	(0.001)	(0.001)	(0.001)	(0.001)
	(1.0, 1)	<b>0.7558</b>	2.3336	1.2767	1.2055	1.1669	1.1671	1.1671
		(0.06)	(0.07)	(0.06)	(0.06)	(0.06)	(0.06)	(0.06)
	(1.3, 0)	<b>0.0699</b>	0.2858	0.1370	0.1431	0.1135	0.1263	0.1390
		(0.0004)	(0.005)	(0.002)	(0.02)	(0.002)	(0.002)	(0.001)
	(1.3, 1)	<b>2.0350</b>	4.0964	3.0809	3.0556	2.9887	2.9890	2.9890
		(0.2)	(0.3)	(0.3)	(0.3)	(0.3)	(0.3)	(0.3)
WITS	(0.7, 0)	<b>0.0086</b>	0.0122	0.0099	0.0092	<b>0.0086</b>	<b>0.0086</b>	0.0196
		(0.00002)	(0.00007)	(0.00006)	(0.00004)	(0.00003)	(0.00004)	(0.0)
	(0.7, 1)	0.0945	<b>0.0736</b>	0.1114	65.2589	0.2793	0.4506	0.4625
		(0.01)	(0.007)	(0.02)	(61.0)	(0.05)	(0.01)	(0.01)
	(1.0, 0)	0.0132	0.0173	0.0140	0.0135	0.0132	<b>0.0131</b>	nan
		(0.00008)	(0.0001)	(0.00008)	(0.00006)	(0.0001)	(0.00007)	(nan)
	(1.0, 1)	<b>0.8026</b>	1.9767	5.9140	6.9676	4.2028	4.4954	4.6227
		(0.1)	(0.7)	(4.0)	(6.0)	(0.2)	(0.2)	(0.2)
	(1.3, 0)	<b>0.0312</b>	0.0422	0.0320	0.0314	0.0318	0.0444	0.1213
		(0.001)	(0.001)	(0.001)	(0.001)	(0.002)	(0.009)	(0.006)
	(1.3, 1)	<b>2.1723</b>	240.4041	560.7473	143.2240	433.9093	13.5632	13.8273
		(0.4)	(210.0)	(340.0)	(120.0)	(400.0)	(0.8)	(0.9)

**Table 3:** Mean runtime to convergence (in seconds) for NNEinFact and Adam baselines. We drop Adam, 1.0 from the comparison as it performs poorly relative to other baselines in Table 2. Lowest values in each row are bolded. Standard errors are shown in parentheses below each row.

Dataset	$(\alpha, \beta)$	NNEinFact	Adam, 0.01	Adam, 0.05	Adam, 0.1	Adam, 0.3	Adam, 0.5
Uber	(0.7, 0)	<b>9.98</b>	213.84	89.54	78.25	26.02	19.79
		(1.87)	(13.96)	(6.07)	(7.11)	(2.36)	(2.11)
	(0.7, 1)	71.42	262.43	69.29	51.40	2.34	<b>1.29</b>
		(9.62)	(23.68)	(12.34)	(4.64)	(0.25)	(0.12)
	(1.0, 0)	21.60	256.78	101.52	72.28	27.42	<b>15.64</b>
		(3.71)	(15.88)	(11.11)	(5.53)	(4.18)	(1.10)
	(1.0, 1)	136.94	256.59	103.21	79.78	151.50	<b>73.97</b>
		(32.55)	(26.54)	(11.10)	(9.87)	(31.83)	(9.77)
	(1.3, 0)	52.39	264.45	133.72	66.96	22.65	<b>18.84</b>
		(7.48)	(17.70)	(15.20)	(7.50)	(2.35)	(1.99)
ICEWS	(0.7, 0)	73.26	256.46	104.08	<b>72.61</b>	180.02	109.31
		(32.12)	(33.09)	(8.70)	(14.79)	(26.49)	(13.29)
	(0.7, 1)	<b>150.34</b>	905.15	873.73	883.17	373.39	179.04
		(19.45)	(63.21)	(29.86)	(59.37)	(41.83)	(14.08)
	(1.0, 0)	<b>17.39</b>	1068.02	1012.34	953.73	60.05	56.68
		(2.11)	(90.93)	(106.03)	(94.33)	(4.78)	(4.75)
	(1.0, 1)	<b>97.24</b>	1020.31	988.65	847.52	469.25	250.52
		(11.69)	(82.23)	(71.19)	(26.46)	(60.10)	(23.01)
	(1.3, 0)	<b>15.03</b>	1060.25	982.92	904.38	55.08	50.22
		(1.77)	(78.49)	(77.31)	(73.65)	(4.26)	(3.85)
WITS	(0.7, 0)	<b>57.32</b>	924.56	920.01	849.07	550.83	363.19
		(7.92)	(63.12)	(57.74)	(96.13)	(74.36)	(43.81)
	(1.3, 1)	<b>11.97</b>	1070.40	1043.53	909.01	49.60	44.79
		(1.64)	(87.95)	(94.82)	(66.34)	(4.20)	(3.40)
	(0.7, 1)	<b>134.03</b>	346.20	360.72	334.97	304.82	305.83
		(14.21)	(8.52)	(8.71)	(11.75)	(21.33)	(26.01)
	(1.0, 0)	<b>24.01</b>	320.79	306.93	298.41	330.51	253.89
		(6.34)	(8.57)	(13.94)	(19.42)	(7.66)	(17.21)
	(1.0, 1)	<b>59.19</b>	356.28	345.07	329.17	267.04	342.03
		(9.13)	(5.54)	(15.77)	(5.27)	(25.07)	(7.28)
	(1.3, 0)	<b>18.81</b>	306.27	219.45	269.30	292.06	205.46
		(5.13)	(8.53)	(32.27)	(13.78)	(16.01)	(19.38)
	(1.3, 1)	<b>58.32</b>	353.93	361.27	336.98	327.41	339.76
		(15.61)	(8.55)	(6.00)	(10.06)	(21.99)	(21.37)
	(1.3, 1)	<b>17.69</b>	345.67	319.95	310.72	295.07	193.25
		(3.85)	(11.01)	(20.04)	(18.11)	(19.39)	(17.05)