

# Plug-In Classification of Drift Functions in Diffusion Processes Using Neural Networks

Yuzhen Zhao<sup>1</sup>, Jiarong Fan<sup>2</sup>, and Yating Liu<sup>3</sup>

<sup>1</sup>Université Paris-Dauphine, PSL, 75016 Paris, France

<sup>2</sup>LaMME, Université Paris-Saclay, 91000 Evry, France

<sup>3</sup>CEREMADE, CNRS, Université Paris-Dauphine, PSL, 75016 Paris, France

## Abstract

We study a supervised multiclass classification problem for diffusion processes, where each class is characterized by a distinct drift function and trajectories are observed at discrete times. Extending the one-dimensional multiclass framework of Denis et al. [2024] to multidimensional diffusions, we propose a neural network-based plug-in classifier that estimates the drift functions for each class from independent sample paths and assigns labels based on a Bayes-type decision rule. Under standard regularity assumptions, we establish convergence rates for the excess misclassification risk, explicitly capturing the effects of drift estimation error and time discretization. Numerical experiments demonstrate that the proposed method achieves faster convergence and improved classification performance compared to Denis et al. [2024] in the one-dimensional setting, remains effective in higher dimensions when the underlying drift functions admit a compositional structure, and consistently outperforms direct neural network classifiers trained end-to-end on trajectories without exploiting the diffusion model structure.

## 1 Introduction

In this paper, we study a supervised multiclass classification problem for the drift functions of a time-homogeneous diffusion process using a neural-network (NN) based plug-in classifier. Specifically, we consider a filtered probability space  $(\Omega, \mathcal{F}, (\mathcal{F}_t)_{t \in [0, T]}, \mathbb{P})$ , an  $(\mathcal{F}_t)_{t \in [0, T]}$ -adapted  $d$ -dimensional standard Brownian motion  $B = (B_t)_{t \in [0, T]}$ , and an  $\mathbb{R}^d$ -valued diffusion process  $X = (X_t)_{t \in [0, T]}$  defined on  $(\Omega, \mathcal{F}, (\mathcal{F}_t)_{t \in [0, T]}, \mathbb{P})$  and solving the stochastic differential equation (SDE)

$$dX_t = b_Y(X_t) dt + \sigma(X_t) dB_t, \quad (1)$$

where  $X_0$  is an  $\mathbb{R}^d$  valued random vector, and  $Y$  is a discrete random variable taking values in  $\mathcal{Y} := \{1, \dots, K\}$  representing the class label. For each label  $k \in \mathcal{Y}$ , the drift  $b_k : \mathbb{R}^d \rightarrow \mathbb{R}^d$  and the diffusion coefficient  $\sigma : \mathbb{R}^d \rightarrow \mathbb{R}^{d \times d}$

are measurable. We assume that  $X_0$  and the Brownian motion  $B = (B_t)_{t \in [0, T]}$  are both independent of the label  $Y$ .

For each fixed label  $Y = k \in \mathcal{Y}$ , we assume that  $N_k$  independent and identically distributed (i.i.d.) sample paths are available and observed at high frequency, that is, at discrete time points on a fine temporal grid. This yields the dataset  $\mathcal{D}_{N_k}^{[k]}$  given by

$$\mathcal{D}_{N_k}^{[k]} = \left\{ \bar{X}_{t_0:t_M}^{[k],(n)} = (\bar{X}_{t_0}^{[k],(n)}, \dots, \bar{X}_{t_M}^{[k],(n)}), 1 \leq n \leq N_k \right\},$$

where  $t_m = m\Delta$  with time step  $\Delta = \frac{T}{M} \rightarrow 0$  as  $M \rightarrow \infty$ . We denote by  $\mathcal{D}_N = \bigcup_{k=1}^K \mathcal{D}_{N_k}^{[k]}$  the full training dataset, where  $N = \sum_{k=1}^K N_k$ .

The objective of this paper is to construct a classifier

$$g^{\mathcal{D}_N} : (\mathbb{R}^d)^{M+1} \rightarrow \mathcal{Y}$$

based on the dataset  $\mathcal{D}_N$  such that, given a new observed trajectory  $\bar{Z} = (Z_{t_0}, \dots, Z_{t_M})$ ,  $g^{\mathcal{D}_N}(\bar{Z})$  predicts the corresponding label of the underlying diffusion process  $Z$ .

Since the class label  $Y$  influences the dynamics only through the drift function, we assume throughout the paper that the diffusion coefficient  $\sigma$  is known and that the prior class probabilities  $\mathbf{p}_k := \mathbb{P}(Y = k)$  are given. In contrast, the drift functions  $b_k, k \in \mathcal{Y}$ , are unknown and must be learned from the data. If the diffusion coefficient  $\sigma$  and the class priors  $\mathbf{p}_k, k \in \mathcal{Y}$ , are unknown, then  $\sigma$  can be consistently estimated from high-frequency observations (see, e.g., Comte et al. [2007]), and the class priors  $\mathbf{p}_k$  can be estimated empirically as  $\hat{\mathbf{p}}_k = \frac{N_k}{N}$ , where  $N_k$  denotes the number of training trajectories labeled  $k$ .

### 1.1 Literature Review and Motivation

Diffusion processes of the form (1) constitute a fundamental class of stochastic models with a wide range of applications in physics, biology, and mathematical finance (see, e.g., Gardiner [2004], Bressloff [2014], Karatzas and Shreve [1998]). More recently, they have gained renewed attention as the continuous-time theoretical foundation of generative

diffusion models, which have achieved state-of-the-art performance in image generation and related tasks (see, e.g., Song et al. [2021], Dhariwal and Nichol [2021]). The supervised classification of diffusion paths, where class information is encoded through the drift function, has been investigated in Cadre [2013], Gadat et al. [2020], Denis et al. [2020, 2024], Denis and Mintsu [2025]. However, existing results are largely restricted to the one-dimensional setting, which limits their applicability in modern high-dimensional contexts such as diffusion-based generative models.

This paper extends this line of research to multidimensional diffusion processes. The proposed classifier is based on the nonparametric estimation of the drift function, a well-studied problem in the diffusion literature (see e.g. Hoffmann [1999], Comte and Genon-Catalot [2020], Denis et al. [2021], Zhao et al. [2025]). We note that drift estimation and classification are distinct tasks. Classification provides a statistical decision framework to map complex estimated functions, possibly learned by neural networks, onto a finite set of interpretable diffusion processes. This classification perspective not only facilitates theoretical analysis but also enhances interpretability and practical relevance in downstream applications.

## 1.2 Contribution and Organization of this Paper

This paper studies supervised multiclass classification for multidimensional diffusion processes, where each class is characterized by a distinct drift function. On the theoretical side, we make the following contributions:

1. Proposition 2.4 provides a characterization of the Bayes classifier in the multidimensional setting, extending the one-dimensional result of Denis et al. [2020, Proposition 1]. This result also serves as the foundation for constructing plug-in classifiers based on estimated drift functions.
2. Theorem 2.5 establishes a decomposition of the excess classification risk, defined as the gap between the risk of an arbitrary classifier and that of the Bayes classifier, in terms of the time step size  $\Delta$  and the drift estimation error.
3. Theorem 2.7 derives convergence rates for the neural network based plug-in classifier using drift estimation results from Zhao et al. [2025].

On the numerical side, we consider two simulation examples. The first involves a diffusion with locally fluctuating drift functions, where we show that the proposed neural network based classifier significantly outperforms B-spline based methods as well as a direct neural network classifier that ignores the underlying SDE structure. Moreover, even in high-dimensional settings, the observed convergence rates match the theoretical upper bounds of Theorem 2.7 and do not depend on the dimension, due to the compositional structure

of the drift. The second experiment revisits the example of Denis et al. [2024], where our method achieves performance comparable to both their classifier and the Bayes benchmark.

The paper is organized as follows. All notations used in this paper are collected in Section 1.3. Section 2 introduces the construction of the neural network based plug-in classifier, relying on the Bayes characterization established in Proposition 2.4. Theoretical convergence guarantees for this classifier are established in Theorems 2.5 and 2.7. Section 3 presents the numerical experiments. Section 4 presents the conclusion of this paper. Finally, Section 5 provides proof sketches for the main theoretical results.

## 1.3 Notation

We denote by  $\mathcal{C}([0, T], \mathbb{R}^d)$  the space of continuous functions from  $[0, T]$  to  $\mathbb{R}^d$ . For a function  $f : D \rightarrow \mathbb{R}^d$ , we write  $\|f\|_{\sup} = \sup_{x \in D} |f(x)|$ . The prior probability of class  $k \in \mathcal{Y}$  is denoted by  $\mathbf{p}_k := \mathbb{P}(Y = k)$ . For a random variable  $X$ ,  $\|X\|_p$  denotes the  $L^p$ -norm of  $X$ , that is,  $\|X\|_p = \{\mathbb{E}[|X|^p]\}^{\frac{1}{p}}$ .

For a vector or matrix  $W$ , we write  $|W|$  for the Euclidean norm when  $W$  is a vector and for the Frobenius norm when  $W$  is a matrix. The notation  $|W|_{\infty}$  denotes the maximum-entry norm,  $|W|_0$  denotes the number of nonzero entries of  $W$ , and  $|W|_{\text{op}}$  denotes the operator norm.

For  $\beta \in \mathbb{R}$ ,  $\lfloor \beta \rfloor$  denotes the largest integer strictly smaller than  $\beta$ . For two sequences  $(a_N)$  and  $(b_N)$ , we write  $a_N \lesssim b_N$  if there exists a constant  $C > 0$  such that  $a_N \leq Cb_N$  for all  $N$ , and we write  $a_N \asymp b_N$  if both  $a_N \lesssim b_N$  and  $b_N \lesssim a_N$  hold.

Finally, the index  $k = 1, \dots, K$  denotes the class label in the classification problem, the index  $m = 0, \dots, M - 1$  refers to discrete time steps on the observation grid, and  $n = 1, \dots, N$  indexes the sample paths in the training dataset. Throughout the paper,  $\mathfrak{C}$  denotes a generic positive constant depending only on the model parameters  $(d, T, b_1, \dots, b_K, \sigma, \|X_0\|_4)$  and more generally,  $C_{\lambda_1, \dots, \lambda_p}$  denotes a positive constant depending on the parameters  $\lambda_1, \dots, \lambda_p$ . The value of  $\mathfrak{C}$  and  $C_{\lambda_1, \dots, \lambda_p}$  may vary from line to line.

## 2 Construction and Convergence Analysis of the Neural Network Based Plug-In Classifier

Throughout the paper, we work under the following assumptions.

- Assumption 2.1.** (a)  $\min_{k \in \mathcal{Y}} \mathbf{p}_k > 0$ ,  $\mathbb{E}[|X_0|^4] < +\infty$ ;
- (b) The coefficient functions  $b_k$ ,  $k \in \mathcal{Y}$  and  $\sigma$  are globally Lipschitz continuous, that is, there exist constants  $L_b, L_{\sigma} > 0$  such that for every  $x, y \in \mathbb{R}^d$ ,

$$\begin{aligned} \max_{k \in \mathcal{Y}} |b_k(x) - b_k(y)| &\leq L_b |x - y|, \\ |\sigma(x) - \sigma(y)| &\leq L_{\sigma} |x - y|; \end{aligned}$$

(c) For every  $x \in \mathbb{R}^d$ , the matrix  $\sigma(x)$  is invertible.

**Assumption 2.2.** (Novikov's condition) For every  $k \in \mathcal{Y}$ , it holds that  $\mathbb{E}[\exp(\frac{1}{2} \int_0^T |\sigma^{-1}(X_s) b_k(X_s)|^2 ds)] < +\infty$ .

**Assumption 2.3.** For every  $x \in \mathbb{R}^d$ , the matrix  $a(x) := \sigma \sigma^\top(x)$  is invertible, and  $a^{-1}$  is globally Lipschitz continuous with respect to the operator norm  $|\cdot|_{\text{op}}$ , with Lipschitz constant  $L_{a^{-1}}$ . Moreover, there exists a constant  $\Lambda > 0$  such that  $\max(|\sigma(x)|, |a(x)^{-1}|_{\text{op}}) \leq \Lambda$ ,  $x \in \mathbb{R}^d$ .

## 2.1 Bayes classifier

Consider a diffusion process  $(X_t)_{t \in [0, T]}$  that is a solution to (1) and is observed continuously in time. For a given classifier  $g : \mathcal{C}([0, T], \mathbb{R}^d) \rightarrow \mathcal{Y}$ , its performance is measured by the misclassification risk

$$\mathcal{R}(g) := \mathbb{P}(g(X) \neq Y). \quad (2)$$

The Bayes classifier  $g^*$  is defined as any classifier minimizing the misclassification risk over the class

$$\mathbb{G} := \{g : \mathcal{C}([0, T], \mathbb{R}^d) \rightarrow \mathcal{Y} \text{ measurable}\},$$

that is,

$$g^* \in \operatorname{argmin}_{g \in \mathbb{G}} \mathcal{R}(g). \quad (3)$$

Moreover,  $g^*$  admits the characterization  $g^*(X) \in \operatorname{argmax}_{k \in \mathcal{Y}} \pi_k^*(X)$  (see, e.g., [Hastie et al. \[2009, Section 2.4\]](#)), where

$$\pi_k^*(X) = \mathbb{P}(Y = k \mid X). \quad (4)$$

The following proposition, whose proof sketch is provided in Section 5 (see Appendix A for the complete proof), extends [Denis et al. \[2020, Proposition 1\]](#) to a high-dimensional setting.

**Proposition 2.4.** Assume that Assumptions 2.1 and 2.2 hold. For each  $k \in \mathcal{Y}$ , define

$$F_k^*(X) := \int_0^T b_k(X_s)^\top (\sigma \sigma^\top)^{-1}(X_s) dX_s - \frac{1}{2} \int_0^T |\sigma^{-1}(X_s) b_k(X_s)|^2 ds. \quad (5)$$

Then, for each  $k \in \mathcal{Y}$ , the conditional probability  $\pi_k^*$  defined in (4) satisfies

$$\pi_k^*(X) = \phi_k(F^*(X)), \quad \mathbb{P} - a.s., \quad (6)$$

where  $F^* = (F_1^*, \dots, F_K^*)$  and

$$\phi_k(x_1, \dots, x_K) := \frac{\mathbf{p}_k \exp(x_k)}{\sum_{j=1}^K \mathbf{p}_j \exp(x_j)}, \quad 1 \leq k \leq K \quad (7)$$

denote the softmax functions with prior weights  $\mathbf{p}_k$ ,  $1 \leq k \leq K$ .

Taking the Bayes classifier  $g^*$  defined in (3) as a reference, the performance of any classifier  $g \in \mathbb{G}$  is evaluated using the excess classification risk

$$\mathcal{R}(g) - \mathcal{R}(g^*). \quad (8)$$

This criterion will be used to assess the performance of our neural network based classifier in the sequel.

## 2.2 Construction of the NN-based plug-in classifier

Using the characterization of the Bayes classifier established in Proposition 2.4, we describe the construction of the NN-based plug-in classifier in two steps.

### Step 1: Time discretization of $F_k^*$ and plug-in classification.

We begin by introducing a time-discretized version of the functional  $F_k^*$  defined in (5). Given a discretely observed trajectory  $(X_{t_0}, \dots, X_{t_M})$  of the diffusion process  $X$ , we define

$$\bar{F}_k(X) := \sum_{m=0}^{M-1} b_k(X_{t_m})^\top (\sigma \sigma^\top)^{-1}(X_{t_m}) (X_{t_{m+1}} - X_{t_m}) - \frac{\Delta}{2} \sum_{m=0}^{M-1} |\sigma^{-1}(X_{t_m}) b_k(X_{t_m})|^2. \quad (9)$$

Since the drift functions  $b_k$  are unknown and must be estimated, we assume that, for each  $k \in \mathcal{Y}$ , a nonparametric estimator  $\hat{b}_k$  of  $b_k$  is available. Plugging these estimators into (9) yields the following implementable score function:

$$\hat{F}_k(X) := \sum_{m=0}^{M-1} \hat{b}_k(X_{t_m})^\top (\sigma \sigma^\top)^{-1}(X_{t_m}) (X_{t_{m+1}} - X_{t_m}) - \frac{\Delta}{2} \sum_{m=0}^{M-1} |\sigma^{-1}(X_{t_m}) \hat{b}_k(X_{t_m})|^2. \quad (10)$$

The associated probabilities and the resulting plug-in classifier are then defined by

$$\hat{\pi}_k(X) = \phi_k(\hat{F}(X)), \quad \hat{g}(X) \in \operatorname{argmax}_{k \in \mathcal{Y}} \hat{\pi}_k(X), \quad (11)$$

where  $\hat{F}(X) = (\hat{F}_1(X), \dots, \hat{F}_K(X))$  and  $\phi_k$ ,  $k \in \mathcal{Y}$  are softmax functions defined by (7).

**Step 2: Drift estimation.** We now describe the construction of the nonparametric estimators  $\hat{b}_k$  of the drift functions  $b_k$  for each class  $k \in \mathcal{Y}$ . For a fixed label  $k$ , we estimate  $b_k$  on a compact set  $\mathcal{K}$  using the class-specific training dataset  $\mathcal{D}_{N_k}^{[k]}$  and neural networks defined further in (13). The compact set  $\mathcal{K}$  can be selected based on the distribution of the training data, for instance via sample coverage or a sample-splitting procedure. Following the approach of [Zhao et al. \[2025\]](#), the drift function is estimated component-wise using feedforward neural networks.

Let  $\mathcal{F}_{L,\mathbf{p}}$  denote the class of feedforward neural networks with  $L$  hidden layers and layer widths  $\mathbf{p} = (p_0, p_1, \dots, p_{L+1}) \in \mathbb{N}^{L+2}$ , where  $p_0 = d$  is the input dimension and  $p_{L+1} = 1$  is the output dimension. Each function  $f \in \mathcal{F}_{L,\mathbf{p}}$  maps  $\mathbb{R}^d$  to  $\mathbb{R}$  and admits the representation

$$f(x) = W_L \sigma_{\mathbf{v}_L} W_{L-1} \sigma_{\mathbf{v}_{L-1}} \cdots W_1 \sigma_{\mathbf{v}_1} W_0 x, \quad (12)$$

where  $W_j$  is a  $p_{j+1} \times p_j$  weight matrix. The activation function  $\sigma(x) = \max(x, 0)$  is the ReLU function applied component-wise, and for  $\mathbf{v} = (v_1, \dots, v_r) \in \mathbb{R}^r$ , the shifted ReLU operator  $\sigma_{\mathbf{v}} : \mathbb{R}^r \rightarrow \mathbb{R}^r$  is defined by

$$\sigma_{\mathbf{v}}((y_1, \dots, y_r)^\top) = (\sigma(y_1 - v_1), \dots, \sigma(y_r - v_r))^\top.$$

In this paper, we consider sparse neural networks with sparsity level  $s$  and impose a uniform boundedness constraint with constant  $F > 0$ . We define the class of admissible neural network estimators as

$$\begin{aligned} \mathcal{F}(L, \mathbf{p}, s, F) := \{ & f \mathbb{1}_{\mathcal{K}} : f \in \mathcal{F}_{L,\mathbf{p}} \text{ such that} \\ & \max_{j=0, \dots, L} (\|W_j\|_\infty \vee |\mathbf{v}_j|_\infty) \leq 1, \|f\|_\infty \leq F, \\ & \text{and } \sum_{j=0}^L (\|W_j\|_0 + |\mathbf{v}_j|_0) \leq s \}. \end{aligned} \quad (13)$$

For every  $i \in \{1, \dots, d\}$ , the estimator  $\hat{b}_k^i$  of the  $i$ -th component of  $b_k$  is obtained by minimizing the empirical loss

$$\mathcal{Q}_{\mathcal{D}_{N_k}^{[k]}}^i(f) := \frac{1}{N_k M} \sum_{n=1}^{N_k} \sum_{m=0}^{M-1} \left( Y_{t_m}^{[k],(n),i} - f(\bar{X}_{t_m}^{[k],(n)}) \right)^2 \quad (14)$$

over the class  $\mathcal{F}(L, \mathbf{p}, s, F)$ , where

$$Y_{t_m}^{[k],(n),i} := \frac{1}{\Delta} \left( \bar{X}_{t_{m+1}}^{[k],(n),i} - \bar{X}_{t_m}^{[k],(n),i} \right) \quad (15)$$

denotes the discrete-time increment of the  $i$ -th coordinate of the process  $\bar{X}^{[k],(n)} = (\bar{X}_{t_0}^{[k],(n)}, \dots, \bar{X}_{t_M}^{[k],(n)})$ .

### 2.3 Main Theorems

We now present the main theoretical results of this paper, which establish convergence rates for the proposed neural network-based plug-in classifier  $\hat{g}$  in terms of excess classification risk (8). For each class  $k \in \mathcal{Y}$ , let

$$\mathcal{E}(\hat{b}_k, b_k) := \mathbb{E} \left[ \frac{1}{M} \sum_{m=0}^{M-1} \left( \hat{b}_k(X_{t_m}) - b_k(X_{t_m}) \right)^2 \right] \quad (16)$$

denote the global drift estimation error, where  $X = (X_t)_{t \in [0, T]}$  is an independent trajectory solving (1) and independent of the training dataset  $\mathcal{D}_N$ . Note that in the definition of  $\mathcal{E}(\hat{b}_k, b_k)$ , the test process  $X$  is not conditioned on any specific class label. Theorem 2.5 establishes a decomposition of the excess classification risk  $\mathcal{R}(\hat{g}) - \mathcal{R}(g^*)$  in terms of the

drift estimation errors  $\mathcal{E}(\hat{b}_k, b_k)$  and the time discretization step  $\Delta$ .

In practice, however, each drift  $b_k$  is estimated solely from training trajectories belonging to class  $k$ . Accordingly, in Lemma 5.1, we relate the global estimation error  $\mathcal{E}(\hat{b}_k, b_k)$  to the class-conditional estimation error

$$\mathcal{E}_j(\hat{b}_k, b_k) := \mathbb{E}_j \left[ \frac{1}{M} \sum_{m=0}^{M-1} \left( \hat{b}_k(X_{t_m}) - b_k(X_{t_m}) \right)^2 \right], \quad (17)$$

where  $\mathbb{E}_j$  denotes the expectation under  $\mathbb{P}_j$ , and under  $\mathbb{P}_j$ , the trajectory  $X = (X_t)_{t \in [0, T]}$  has label  $Y = j$ . Then Theorem 2.7 further specializes this relation to neural network drift estimators constructed as described in Section 2.2, yielding explicit convergence rates for the classification error. Proof sketches for Theorems 2.5 and 2.7 are provided in Section 5, and complete proofs are deferred to Appendix A.

**Theorem 2.5.** Assume that Assumptions 2.1, 2.2 and 2.3 hold. For each  $k \in \mathcal{Y}$ , let  $\hat{b}_k$  be an estimator of the drift function  $b_k$  such that  $\sup_{x \in \mathbb{R}^d} |\hat{b}_k(x)| \leq \hat{b}_{\max}$  for some constant  $\hat{b}_{\max} > 0$ . Let  $\hat{g}$  denote the plug-in classifier defined in (11) associated with  $\hat{b}_k$ ,  $k \in \mathcal{Y}$ . Then there exists a constant  $C_{\Lambda, \mathfrak{C}, \hat{b}_{\max}} > 0$ , such that

$$\mathcal{R}(\hat{g}) - \mathcal{R}(g^*) \leq K^2 C_{\Lambda, \mathfrak{C}, \hat{b}_{\max}} (\sqrt{\Delta} + \max_{k \in \mathcal{Y}} \mathcal{E}(\hat{b}_k, b_k)^{\frac{1}{2}}). \quad (18)$$

We now provide an upper bound on the excess classification risk when the estimators  $\hat{b}_k$ ,  $k \in \mathcal{Y}$ , are constructed using neural networks. To simplify the notation, we assume that the sample sizes satisfy  $N_k = \frac{N}{K}$  for all  $k \in \mathcal{Y}$ . We first introduce the error arising from the neural network training procedure. Specifically, given the empirical loss  $\mathcal{Q}_{\mathcal{D}_{N_k}^{[k]}}^i(\hat{f}_i)$  in (14) and its exact minimizer over the function class  $\mathcal{F}(L, \mathbf{p}, s, F)$ , we define

$$\begin{aligned} \Psi^{\mathcal{F}, [k], i}(\hat{f}_i) &:= \mathbb{E} \left[ \mathcal{Q}_{\mathcal{D}_{N_k}^{[k]}}^i(\hat{f}_i) - \inf_{f \in \mathcal{F}(L, \mathbf{p}, s, F)} \mathcal{Q}_{\mathcal{D}_{N_k}^{[k]}}^i(f) \right] \\ \text{and } \Psi^{\mathcal{F}, [k]}(\hat{f}) &:= \max_{1 \leq i \leq d} \Psi^{\mathcal{F}, [k], i}(\hat{f}_i) \end{aligned}$$

with  $\hat{f} = (\hat{f}_1, \dots, \hat{f}_d)$ . Let

$$\begin{aligned} \mathcal{C}_r^\beta(D, \tilde{K}) &= \left\{ f : D \subset \mathbb{R}^r \rightarrow \mathbb{R} : \sum_{\alpha: |\alpha| < \beta} \|\partial^\alpha f\|_{\sup} \right. \\ &\quad \left. + \sum_{\alpha: |\alpha| = \lfloor \beta \rfloor} \sup_{x, y \in D, x \neq y} \frac{|\partial^\alpha f(x) - \partial^\alpha f(y)|}{|x - y|^{\beta - \lfloor \beta \rfloor}} \leq \tilde{K} \right\}, \end{aligned}$$

and let  $\mathcal{G}(q, \mathbf{d}, \mathbf{t}, \beta, \tilde{K})$  be the function space defined in Schmidt-Hieber [2020]:

$$\begin{aligned} \mathcal{G}(q, \mathbf{d}, \mathbf{t}, \beta, \tilde{K}) &:= \{ f = g_q \circ \dots \circ g_0 : \\ g_i &= (g_{ij})_j : [a_i, b_i]^{d_i} \rightarrow [a_{i+1}, b_{i+1}]^{d_{i+1}}, \\ g_{ij} &\in \mathcal{C}_{t_i}^{\beta_i}([a_i, b_i]^{t_i}, \tilde{K}), \text{ for some } |a_i|, |b_i| \leq \tilde{K} \}. \end{aligned}$$

with  $\mathbf{d} := (d_0, \dots, d_{q+1})$ ,  $\mathbf{t} := (t_0, \dots, t_q)$ ,  $\beta := (\beta_0, \dots, \beta_q)$ . Define  $\beta_i^* := \beta_i \prod_{l=i+1}^q (\beta_l \wedge 1)$  and

$$\phi_N := \max_{0 \leq i \leq q} N^{-\frac{2\beta_i^*}{2\beta_i^* + t_i}}. \quad (19)$$

**Assumption 2.6.**  $F \geq \max(\sup_{x \in \mathcal{K}} |b(x)|, 1)$ ,  $L \geq 1$ ,  $s \geq 2$ ,  $N \geq 2K$  and  $\Delta \leq 1$ .

**Theorem 2.7.** Assume that 2.1, 2.2, 2.3 and 2.6 hold. Assume moreover that, for every  $k \in \mathcal{Y}$ ,  $b_k \in \mathcal{G}(q, \mathbf{d}, \mathbf{t}, \beta, \tilde{K})$ , and that the neural network function class  $\mathcal{F}(L, \mathbf{p}, s, F)$  satisfies

- (i)  $F \geq \max(K, 1)$ ,  $L \asymp \log_2 N$ ,
- (ii)  $N\phi_N \lesssim \min_{i=1, \dots, L} p_i$ ,  $s \asymp N\phi_N \log N$ .

Then there exists a constant  $\tilde{C}$  depending on  $q, \mathbf{d}, \mathbf{t}, \beta, F, \mathfrak{C}, \mathcal{K}$  such that if

$$\Delta \lesssim \phi_N \log^3 N \text{ and } \max_{k \in \mathcal{Y}} \Psi^{\mathcal{F}}(\hat{b}_k) \leq C\phi_N \log^3 N,$$

then for any  $\varepsilon \in (0, \frac{1}{4}]$ , it holds

$$\mathcal{R}(\hat{g}) - \mathcal{R}(g^*) \leq C_{K, \Lambda, \mathfrak{C}, \tilde{C}, \mathcal{K}, \varepsilon} \left( \sqrt{\Delta} + \phi_N^{\frac{1}{2}-\varepsilon} \log^{\frac{3}{2}-\varepsilon} N \right).$$

**Remark 2.8** (Compact support assumption). The assumption in Theorem 2.7 that each  $b_k$  is defined on a compact support through the definition of  $\mathcal{G}(q, \mathbf{d}, \mathbf{t}, \beta, \tilde{K})$  is not restrictive in practice. Indeed, the drift estimator  $\hat{b}_k$  can only be learned accurately on regions where data are observed, which are bounded with high probability. More precisely, Assumption 2.1 implies that  $\sup_{t \in [0, T]} \mathbb{E}[|X_t|^4] < \infty$  (see e.g. Pagès [2018, Proposition 7.2]). A simple application of Markov's inequality yields

$$\forall t \in [0, T], \quad \mathbb{P}(|X_t| \geq R) \leq \frac{\sup_{t \in [0, T]} \mathbb{E}[|X_t|^4]}{R^4}.$$

Hence, for any prescribed accuracy level  $\varepsilon > 0$ , one can choose  $R$  sufficiently large such that  $\mathbb{P}(|X_t| \geq R) \leq \varepsilon$ . Consequently, one may assume without loss of practical generality that the true drift function  $b$  is also defined on a compact set covering the observed data, without significantly affecting the statistical guarantees of the classifier. In contrast, for the practical success of the NN-based plug-in classifier, it is more important to have sufficient data in regions where the drift functions  $b_k$  differ, since these regions determine the discriminative signal between classes.

### 3 Numerical Experiments

We illustrate the performance of the NN-based classifier defined in (11) through two numerical experiments.

In Section 3.1, we consider double-layer potential drifts inspired by Zhao et al. [2025]. In the one-dimensional setting,

we demonstrate that the proposed NN-based plug-in classifier outperforms the B-spline-based plug-in classifier introduced in Denis et al. [2024]. We also compare our approach with a direct neural network classifier that ignores the underlying SDE structure and learns class labels directly from the observed data, and we show that explicitly exploiting the diffusion structure leads to significantly improved classification performance. Furthermore, we demonstrate that the proposed NN-based plug-in classifier remains computationally tractable in higher dimensions ( $d = 2, 5, 10, 50$ ) and achieves favorable convergence behavior.

In Section 3.2, we study the example originally introduced in Denis et al. [2024]. In this case, we show that our NN-based plug-in classifier attains performance comparable to the method proposed therein, which is known to be close to the Bayes classifier.

#### 3.1 Example 1 : Double-Layer Potential Drifts

**Experimental setup.** In this section, we consider a three-class classification problem, where each class is characterized by a distinct drift function defined as

$$b_k(x) := -x + \phi(\theta(s(x) + \alpha_k)) \mathbf{1}_d, \quad k = 1, 2, 3, \quad (20)$$

where  $\mathbf{1}_d = (1, \dots, 1)^\top$ ,  $s(x) = \frac{1}{d} \sum_{i=1}^d x_i$ ,  $(\alpha_1, \alpha_2, \alpha_3) = (0, 1, -1)$  controls the separation between classes, and  $\theta = 5$  controls the intensity of the fluctuations. The initial condition  $X_0$  follows a standard normal distribution  $\mathcal{N}(0, I_d)$ , and the diffusion coefficient  $\sigma(x)$  is set to the identity matrix. Figure 1 (left) illustrates the drift functions  $b_k(x)$  for  $k = 1, 2, 3$ , and Figure 1 (right) shows representative sample paths for each class in the one-dimensional setting.

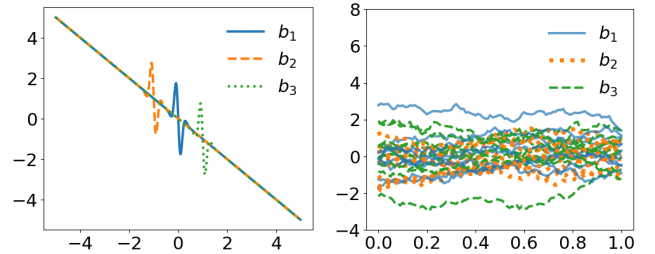


Figure 1: True  $b_k$ ,  $k = 1, 2, 3$  (left) and sample paths of each class (right).

We fix the time horizon to  $T = 1$  and the time step to  $\Delta = 0.01$ . Experiments are conducted for dimensions  $d \in \{1, 2, 5, 10, 50\}$ , training sample sizes  $N_k \in \{2^5, 2^6, \dots, 2^{12}\}$  for every label class  $k \in \mathcal{Y}$ , and a test sample size fixed at  $N' = 3000$ .

For the neural network estimator for  $b_k$  in the definition of the plug-in classifier, we use the network architectures  $\mathbf{p} = (d, 16, 32, 32, 16, 1)$  inspired by Zhao et al. [2025].

The number of nonzero parameters  $s$  is controlled as a proportion  $s_{\text{ratio}}$  of the total number of parameters, with  $s_{\text{ratio}} = 0.75$ . Training is performed using the Adam optimizer with a learning rate of  $10^{-3}$ . The number of training epochs is selected via early stopping. Additional implementation details are provided in the Appendix B.1. For the B-spline based classifier, we strictly follow the same configuration as described in Denis et al. [2024, Section 3].

Finally, for each experimental configuration, results are averaged over 50 independent repetitions. We report the mean error together with the corresponding 95% confidence intervals. To study the convergence rate of the excess classification risk defined in (8), we use  $\log_2$ - $\log_2$  plots of the empirical excess risk as a function of the sample size. Specifically, the horizontal axis corresponds to  $\log_2 N$ , where  $N$  denotes the number of training trajectories for all class  $k$ . We assume balanced classes, that is  $N_k = \frac{N}{K}$ . The vertical axis corresponds to the  $\log_2$  of the excess classification risk. All implementations are carried out in Python and PyTorch.

**NN-based vs. B-spline-based plug-in classifiers.** Figure 2 (left) shows that, in the one-dimensional setting, the proposed NN-based plug-in classifier achieves a faster convergence rate of the excess classification risk defined in (8) as the training sample size  $N$  increases. In particular, for small sample sizes  $N$ , B-spline-based classifiers outperform neural networks classifiers; when  $N$  is sufficiently large, the excess risk of the NN-based method continues to decrease significantly, whereas the B-spline-based approach shows a clear saturation effect.

Moreover, as noted in Zhao et al. [2025], B-spline-based estimators of the drift function become computationally expensive in high-dimensional settings, which limits their practical applicability beyond low dimensions.

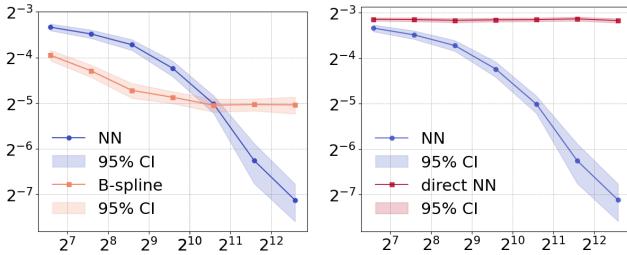


Figure 2: Classifier comparison: NN-based vs. B-spline-based plug-in (left) and NN-based plug-in vs. direct NN (right).

**NN-based plug-in classifier vs. direct NN classification.** Figure 2 (right) compares the proposed NN-based plug-in classifier (blue circular markers) with a direct neural network classifier (red square markers), inspired by Bos and Schmidt-Hieber [2022], which ignores the underlying SDE

structure and predicts class labels directly from the observed trajectories. The result shows that exploiting the diffusion structure yields improved classification performance.

**High-dimensional convergence rate of the NN-based plug-in classifier.** We next investigate the empirical convergence rate of the excess classification risk of the NN-based plug-in classifier in high-dimensional settings, with dimensions  $d \in \{2, 5, 10, 50\}$ . The true drift functions  $b_k$ ,  $k = 1, 2, 3$ , defined in (20), are sufficiently smooth. As a result, the theoretical convergence rate predicted by Theorem 2.7 is  $N^{-\frac{1}{2}+\varepsilon} \log^{\frac{3}{2}-\varepsilon} N$ , for any arbitrarily small  $\varepsilon > 0$ .

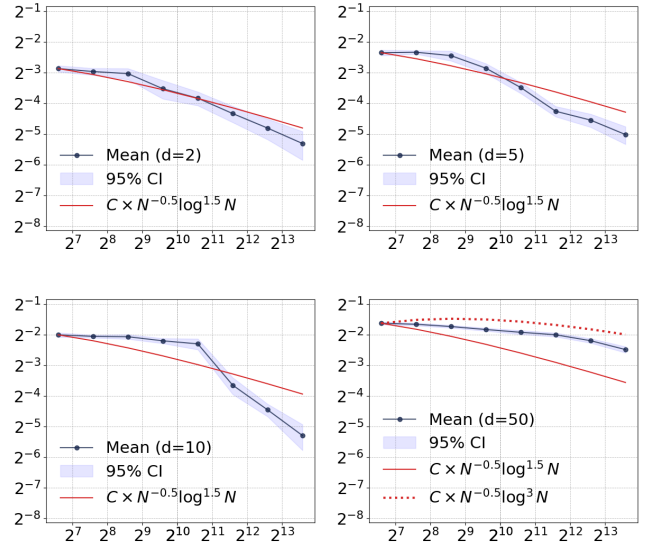


Figure 3: Convergence rates of the excess classification risk of NN-based classifier for  $d = 2$  (top left),  $d = 5$  (top right),  $d = 10$  (bottom left), and  $d = 50$  (bottom right).

Figure 3 indicates that the empirical convergence rate of the NN-based plug-in classifier is consistent with a rate of order  $N^{-1/2}(\log N)^a$ , for  $a \in \{\frac{3}{2}, 3\}$ , across all considered dimensions. This observation is in agreement with the theoretical bound derived in Theorem 2.7, suggesting that the rate is essentially sharp up to logarithmic factors. Moreover, the experiments are conducted using a very limited set of neural network hyperparameters, highlighting its numerical efficiency.

### 3.2 Example 2: Example in Denis et al. [2024]

In this section, we revisit the example originally introduced in Denis et al. [2024], with drift functions defined by

$$b_k(x) = \alpha_k \theta \left( \frac{1}{4} + \frac{3}{4} \cos^2 x \right), \quad k = 1, 2, 3, \quad (21)$$

$X_0 = 0$ , and a diffusion coefficient defined by  $\sigma(x) = 0.1 + \frac{0.9}{\sqrt{1+x^2}}$ . Here,  $(\alpha_1, \alpha_2, \alpha_3) = (\frac{1}{\theta}, 1, -1)$  and  $\theta$  is a parameter controlling the separation between classes. Following Denis

et al. [2024], different values of  $\theta$  are considered in order to assess the performance of the classification methods under varying levels of difficulty. Details on data generation and implementation are provided in Appendix B.2.

Table 1 shows that, for this example, our NN-based plug-in classifier achieves comparable performance in terms of classification risk to the B-spline-based classifier proposed in Denis et al. [2024]. The first two columns of Table 1 are reproduced from Denis et al. [2024, Table 1] for reference.

$\theta$	BAYES ERROR	B-SPLINE BASED	NN-BASED
0.5	0.49	0.53	0.505
1.5	0.36	0.39	0.392
2.5	0.22	0.34	0.239
4	0.11	0.12	0.117

---

$\theta$	BAYES ERROR	B-SPLINE BASED	NN-BASED
0.5	0.49	0.50	0.494
1.5	0.36	0.37	0.376
2.5	0.22	0.22	0.227
4	0.11	0.10	0.107

Table 1: Comparison of classification risk between B-spline-based and NN-based plug-in classifiers for the example introduced in Denis et al. [2024], with  $N = 100$  (top) and  $N = 1000$  (bottom).

## 4 Conclusion

The classification task is intrinsically more challenging than drift estimation task, since the excess classification risk (8) is always bounded by 1. In particular, (18) shows that when the drift estimator is not sufficiently accurate, the resulting classifier behaves nearly at random. This difficulty is further amplified in high-dimensional settings, as also observed in Denis and Mintsa [2025, Section 7].

**Limitation.** A careful analysis of the proof of Theorem 2.5 shows that the constant in (18) grows with the dimension  $d$ . This dependence arises from repeated applications of the Burkholder–Davis–Gundy (BDG) inequality and Gronwall’s lemma in Lemma A.1 of Pagès [2018, Lemma 7.4 and Proposition 7.6], whose associated constants grow with the dimension  $d$ . Consequently, higher-dimensional problems require increasingly accurate drift estimation to achieve reliable classification. This phenomenon is illustrated in Figure 3, which exhibits a clear inflection point: as the dimension  $d$  increases, a larger sample size  $N$  is required before the classification error begins to decrease significantly. Moreover, the requirement  $\varepsilon > 0$  in Theorem 2.7 is a technical artifact of the proof. Indeed, the constant  $C_{K,\Lambda,\mathcal{C},\tilde{C},\mathcal{K},\varepsilon}$  diverges as  $\varepsilon \rightarrow 0$ . See the proof of Theorem 2.7 for details.

Despite these intrinsic difficulties, the proposed neural network-based plug-in classifier achieves strong performance both theoretically and empirically. By explicitly exploiting

the structure of the underlying diffusion process, our approach remains effective even in high-dimensional setting, as confirmed by our theoretical guarantees and numerical experiments.

## 5 Proof Sketch

*Proof Sketch of Proposition 2.4.* The proof relies on Girsanov’s theorem (see, e.g., Karatzas and Shreve [1991, Theorem 5.1]). Let  $\mathbb{P}_k(\cdot) := \mathbb{P}(\cdot \mid Y = k)$ , so that  $\mathbb{P} = \sum_{k \in \mathcal{Y}} \mathbf{p}_k \mathbb{P}_k$ . By Girsanov’s theorem, there exists a reference probability measure  $\tilde{\mathbb{P}}$  and a  $\tilde{\mathbb{P}}$ -Brownian motion  $(\tilde{B}_t)_{t \in [0,T]}$  such that the solution  $X = (X_t)_{t \in [0,T]}$  is the solution to  $d\tilde{X}_t = \sigma(\tilde{X}_t) d\tilde{B}_t$  under  $\tilde{\mathbb{P}}$  with  $\tilde{X}_0 = X_0$  and

$$\frac{d\mathbb{P}_k}{d\tilde{\mathbb{P}}} = \exp \left[ \int_0^t b_k(X_s)^\top (\sigma \sigma^\top)^{-1}(X_s) dX_s - \frac{1}{2} \int_0^t |\sigma^{-1}(X_s) b_k(X_s)|^2 ds \right] =: \Phi_t^{[k]}. \quad (22)$$

Then  $\frac{d\mathbb{P}_k}{d\mathbb{P}} = \frac{\Phi_T^{[k]}}{\sum_{j=1}^K \mathbf{p}_j \Phi_T^{[j]}} =: \Psi^{[k]}$ .

Let  $\mathcal{F}^X$  denote the  $\sigma$ -algebra generated by  $(X_t)_{t \in [0,T]}$ , the solution of (1). Let  $h : \{1, \dots, K\} \rightarrow \mathbb{R}$  be a bounded measurable function and let  $Z$  be a bounded  $\mathcal{F}^X$ -measurable random variable. Then

$$\begin{aligned} \mathbb{E}[h(Y)Z] &= \mathbb{E}[h(Y) \mathbb{E}[Z|Y]] = \sum_{k=1}^K h(k) \mathbf{p}_k \mathbb{E}[Z] \\ &= \sum_{k=1}^K h(k) \mathbf{p}_k \mathbb{E}[Z \Psi^{[k]}] = \mathbb{E} \left[ \sum_{k=1}^K h(k) \mathbf{p}_k \Psi^{[k]} Z \right]. \end{aligned}$$

Choosing  $h(y) = \mathbb{1}_{\{y=k\}}$  for each  $k \in \mathcal{Y}$  and invoking the definition of conditional expectation yields the result.  $\square$

*Proof Sketch of Theorem 2.5.* By Proposition 2 in Denis et al. [2020], we have

$$\begin{aligned} \mathcal{R}(\hat{g}) - \mathcal{R}(g^*) &= \mathbb{E} \left[ \sum_{i=1}^K \sum_{\substack{k=1 \\ k \neq i}}^K (\pi_i^*(X) - \pi_k^*(X)) \mathbb{1}_{\{\hat{g}(X)=k\}} \mathbb{1}_{\{g^*(X)=i\}} \right] \\ &\leq 2 \sum_{k=1}^K \mathbb{E}[|\pi_k^*(X) - \hat{\pi}_k(X)|], \end{aligned}$$

We now define  $\bar{\pi}_k(X) = \phi_k(\bar{F}(X))$ ,  $k \in \mathcal{Y}$ , where  $\bar{F} = (\bar{F}_1, \dots, \bar{F}_K)$ , and each component  $\bar{F}_k$  is defined by (9). For each fixed label  $k \in \mathcal{Y}$ , since softmax functions  $\phi_k : \mathbb{R}^K \rightarrow \mathbb{R}_+$ ,  $k \in \mathcal{Y}$  are 1-Lipschitz continuous, we obtain

$$\begin{aligned} \mathbb{E}[|\pi_k^*(X) - \hat{\pi}_k(X)|] &\leq \mathbb{E}[|\pi_k^*(X) - \bar{\pi}_k(X)|] + \mathbb{E}[|\bar{\pi}_k(X) - \hat{\pi}_k(X)|] \\ &\leq \sum_{k=1}^K (\mathbb{E}[|F_k^*(X) - \bar{F}_k(X)|] + \mathbb{E}[|\bar{F}_k(X) - \hat{F}_k(X)|]). \end{aligned}$$

It therefore remains to derive upper bounds for

$$\mathbb{E}[|F_k^*(X) - \bar{F}_k(X)|] \text{ and } \mathbb{E}[|\bar{F}_k(X) - \hat{F}_k(X)|],$$

for each  $k \in \mathcal{Y}$ . To control  $\mathbb{E}[|F_k^*(X) - \bar{F}_k(X)|]$ , we main rely on the  $L^p$  modulus of continuity of the solution  $X = (X_t)_{t \in [0, T]}$  to (1), namely, for all  $s, t \in [0, T]$ ,

$$\|X_t - X_s\|_4 \leq \mathfrak{C}|t - s|^{\frac{1}{2}}$$

together with the Lipschitz continuity of the coefficient functions. This yields  $\mathbb{E}[|F_k^*(X) - \bar{F}_k(X)|] \leq \mathfrak{C}\Delta$ .

To control the term  $\mathbb{E}[|\bar{F}_k(X) - \hat{F}_k(X)|]$ , we main rely on the Cauchy–Schwarz inequality, the boundedness of  $a^{-1}$  and  $\sigma$  stated in Assumption 2.3, and the definition of the estimation error  $\mathcal{E}(\hat{b}_k, b_k)$  in (16). This yields

$$\mathbb{E}[|\bar{F}_k(X) - \hat{F}_k(X)|] \leq C_{\Lambda, \mathfrak{C}, \hat{b}_{\max}} \mathcal{E}(\hat{b}_k, b_k)^{1/2}.$$

Combining the two bounds concludes the proof.  $\square$

Note that the upper bound in (18) involves the estimation error  $\mathcal{E}(\hat{b}_k, b_k)$ , which is defined without conditioning on any specific class label (see (16)). In practice, however, each drift function  $b_k$  is estimated only from training trajectories belonging to class  $k$ . The following Lemma 5.1 therefore establishes a connection between the global estimation error  $\mathcal{E}(\hat{b}_k, b_k)$  and the class-conditional estimation error  $\mathcal{E}_k(\hat{b}_k, b_k)$  defined in (17).

**Lemma 5.1.** *Let  $j, k \in \mathcal{Y}$  with  $j \neq k$ . Under the assumptions of Theorem 2.7, for any  $\varepsilon \in (0, \frac{1}{2}]$ , there exists a constant  $C_{\Lambda, \mathfrak{C}, \varepsilon} > 0$  such that*

$$\mathcal{E}_j(\hat{b}_k, b_k) \leq C_{\Lambda, \mathfrak{C}, \varepsilon} \mathcal{E}_k(\hat{b}_k, b_k)^{1-\varepsilon}.$$

Moreover,  $C_{\Lambda, \mathfrak{C}, \varepsilon} \rightarrow +\infty$  when  $\varepsilon \rightarrow 0$ .

*Proof Sketch of Lemma 5.1.* Under the assumptions of Theorem 2.7, each drift function  $b_k$  is defined on a compact set and is therefore uniformly bounded by a constant  $b_{\max} > 0$ .

Define  $\theta_k(\cdot) := (\sigma^{-1}(\cdot)b_k(\cdot))^\top$  and  $\xi_k(\cdot) := \theta_k(\cdot)\theta_k^\top(\cdot) = |\sigma^{-1}(\cdot)b_k(\cdot)|^2$ . Then, by (22), we have

$$\frac{d\mathbb{P}_j}{d\mathbb{P}_k} = \frac{\Phi_T^{[j]}}{\Phi_T^{[k]}} \leq C_{\Lambda, \mathfrak{C}} \exp \left[ \int_0^T (\theta_j(X_s) - \theta_k(X_s)) dB_s \right],$$

where the inequality follows from the boundedness of  $b_\ell$ ,  $\ell \in \mathcal{Y}$ , together with Assumption 2.3.

Now for every  $j, k \in \mathcal{Y}$ ,  $j \neq k$ , we define

$$M_t^{j,k} := \int_0^t (\theta_j(X_s) - \theta_k(X_s)) dB_s, \quad t \in [0, T]. \quad (23)$$

Fix  $\varepsilon \in (0, \frac{1}{2}]$ . Using Hölder’s inequality and the boundedness of the functions  $b_k$  and  $\hat{b}_k$ , we obtain

$$\begin{aligned} \mathcal{E}_j(\hat{b}_k, b_k) &= \mathbb{E}_k \left[ \left( \frac{1}{M} \sum_{m=0}^{M-1} (\hat{b}_k(X_{t_m}) - b_k(X_{t_m}))^2 \right) \frac{d\mathbb{P}_j}{d\mathbb{P}_k} \right] \\ &\leq C_{\Lambda, \mathfrak{C}} \{ (b_{\max} + F)^2 \mathcal{E}_k(\hat{b}_k, b_k) \}^{1-\varepsilon} \\ &\quad \cdot \{ \mathbb{E}_k [ \exp(\frac{1}{\varepsilon} M_T^{j,k}) ] \}^\varepsilon. \end{aligned}$$

Moreover,

$$\begin{aligned} \mathbb{E}_k \left[ \exp \left( \frac{1}{\varepsilon} M_T^{j,k} \right) \right] &= \mathbb{E}_k \left[ \exp \left( \frac{1}{\varepsilon} M_T^{j,k} - \frac{1}{2\varepsilon^2} \langle M^{j,k} \rangle_T \right) \exp \left( \frac{1}{2\varepsilon^2} \langle M^{j,k} \rangle_T \right) \right]. \end{aligned}$$

As  $\exp(\frac{1}{2\varepsilon^2} \langle M^{j,k} \rangle_T) \leq \exp(\frac{Tb_{\max}^2 \Lambda}{\varepsilon^2}) < +\infty$ , it follows from Karatzas and Shreve [1991, Proposition 5.12 and Corollary 5.13] that  $\mathbb{E}_k [\exp(\frac{1}{\varepsilon} M_T^{j,k} - \frac{1}{2\varepsilon^2} \langle M^{j,k} \rangle_T)] = 1$ . Combining the above bounds yields  $\mathcal{E}_j(\hat{b}_k, b_k) \leq C_{\Lambda, \mathfrak{C}, \varepsilon} \mathcal{E}_k(\hat{b}_k, b_k)^{1-\varepsilon}$ .  $\square$

*Proof Sketch of Theorem 2.7.* By Lemma 5.1, (16) and (17), we have

$$\mathcal{E}(\hat{b}_k, b_k) \leq C_{\Lambda, \mathfrak{C}, \varepsilon} \mathcal{E}_k(\hat{b}_k, b_k)^{1-\varepsilon} + \mathfrak{p}_k \mathcal{E}_k(\hat{b}_k, b_k).$$

Corollary 2.3 of Zhao et al. [2025] implies

$$\mathcal{E}_k(\hat{b}_k, b_k) \leq C \phi_N \log^3 N.$$

Combining this bound with Theorem 2.5 concludes the proof of Theorem 2.7.  $\square$

## References

- Takuya Akiba, Shotaro Sano, Toshihiko Yanase, Takeru Ohta, and Masanori Koyama. Optuna: A next-generation hyperparameter optimization framework. In *Proceedings of the 25th ACM SIGKDD international conference on knowledge discovery & data mining*, pages 2623–2631, 2019.
- Thijs Bos and Johannes Schmidt-Hieber. Convergence rates of deep ReLU networks for multiclass classification. *Electron. J. Stat.*, 16(1):2724–2773, 2022. ISSN 1935-7524. doi: 10.1214/22-ejs2011. URL <https://doi.org/10.1214/22-ejs2011>.
- Paul C. Bressloff. *Stochastic processes in cell biology*, volume 41 of *Interdisciplinary Applied Mathematics*. Springer, Cham, 2014. ISBN 978-3-319-08487-9; 978-3-319-08488-6. doi: 10.1007/978-3-319-08488-6. URL <https://doi.org/10.1007/978-3-319-08488-6>.
- B. Cadre. Supervised classification of diffusion paths. *Math. Methods Statist.*, 22(3):213–225,

2013. ISSN 1066-5307,1934-8045. doi: 10.3103/S1066530713030034. URL <https://doi.org/10.3103/S1066530713030034>.
- Fabienne Comte and Valentine Genon-Catalot. Nonparametric drift estimation for i.i.d. paths of stochastic differential equations. *Ann. Statist.*, 48(6):3336–3365, 2020. ISSN 0090-5364. doi: 10.1214/19-AOS1933. URL <https://doi.org/10.1214/19-AOS1933>.
- Fabienne Comte, Valentine Genon-Catalot, and Yves Rozenholc. Penalized nonparametric mean square estimation of the coefficients of diffusion processes. *Bernoulli*, 13(2):514–543, 2007. ISSN 1350-7265,1573-9759. doi: 10.3150/07-BEJ5173. URL <https://doi.org/10.3150/07-BEJ5173>.
- Christophe Denis and Eddy Ella Mintsu. Empirical risk minimization algorithm for multiclass classification of sde paths. *arXiv preprint arXiv:2503.14045*, 2025.
- Christophe Denis, Charlotte Dion, and Miguel Martinez. Consistent procedures for multiclass classification of discrete diffusion paths. *Scand. J. Stat.*, 47(2):516–554, 2020. ISSN 0303-6898,1467-9469. doi: 10.1111/sjos.12415. URL <https://doi.org/10.1111/sjos.12415>.
- Christophe Denis, Charlotte Dion-Blanc, and Miguel Martinez. A ridge estimator of the drift from discrete repeated observations of the solution of a stochastic differential equation. *Bernoulli*, 27(4):2675–2713, 2021. ISSN 1350-7265. doi: 10.3150/21-BEJ1327. URL <https://doi.org/10.3150/21-BEJ1327>.
- Christophe Denis, Charlotte Dion-Blanc, Eddy Ella-Mintsu, and Viet Chi Tran. Nonparametric plug-in classifier for multiclass classification of S.D.E. paths. *Scand. J. Stat.*, 51(3):1103–1160, 2024. ISSN 0303-6898,1467-9469. doi: 10.1111/sjos.12702. URL <https://doi.org/10.1111/sjos.12702>.
- Prafulla Dhariwal and Alexander Nichol. Diffusion models beat gans on image synthesis. *Advances in neural information processing systems*, 34:8780–8794, 2021.
- Sébastien Gadat, Sébastien Gerchinovitz, and Clément Marteau. Optimal functional supervised classification with separation condition. *Bernoulli*, 26(3):1797–1831, 2020. ISSN 1350-7265,1573-9759. doi: 10.3150/19-BEJ1170. URL <https://doi.org/10.3150/19-BEJ1170>.
- C. W. Gardiner. *Handbook of stochastic methods for physics, chemistry and the natural sciences*, volume 13 of *Springer Series in Synergetics*. Springer-Verlag, Berlin, third edition, 2004. ISBN 3-540-20882-8. doi: 10.1007/978-3-662-05389-8. URL <https://doi.org/10.1007/978-3-662-05389-8>.
- Trevor Hastie, Robert Tibshirani, and Jerome Friedman. *The elements of statistical learning*. Springer Series in Statistics. Springer, New York, second edition, 2009. ISBN 978-0-387-84857-0. doi: 10.1007/978-0-387-84858-7. URL <https://doi.org/10.1007/978-0-387-84858-7>. Data mining, inference, and prediction.
- Marc Hoffmann. Adaptive estimation in diffusion processes. *Stochastic Process. Appl.*, 79(1):135–163, 1999. ISSN 0304-4149. doi: 10.1016/S0304-4149(98)00074-X. URL [https://doi.org/10.1016/S0304-4149\(98\)00074-X](https://doi.org/10.1016/S0304-4149(98)00074-X).
- Ioannis Karatzas and Steven E. Shreve. *Brownian motion and stochastic calculus*, volume 113 of *Graduate Texts in Mathematics*. Springer-Verlag, New York, second edition, 1991. ISBN 0-387-97655-8. doi: 10.1007/978-1-4612-0949-2. URL <https://doi.org/10.1007/978-1-4612-0949-2>.
- Ioannis Karatzas and Steven E. Shreve. *Methods of mathematical finance*, volume 39 of *Applications of Mathematics (New York)*. Springer-Verlag, New York, 1998. ISBN 0-387-94839-2. doi: 10.1007/b98840. URL <https://doi.org/10.1007/b98840>.
- Jean-François Le Gall. *Brownian motion, martingales, and stochastic calculus*, volume 274 of *Graduate Texts in Mathematics*. Springer, [Cham], french edition, 2016. ISBN 978-3-319-31088-6; 978-3-319-31089-3. doi: 10.1007/978-3-319-31089-3. URL <https://doi.org/10.1007/978-3-319-31089-3>.
- Jean-François Le Gall. *Measure theory, probability, and stochastic processes*, volume 295 of *Graduate Texts in Mathematics*. Springer, Cham, 2022. ISBN 978-3-031-14204-8; 978-3-031-14205-5. doi: 10.1007/978-3-031-14205-5. URL <https://doi.org/10.1007/978-3-031-14205-5>.
- Gilles Pagès. *Numerical probability*. Universitext. Springer, Cham, 2018. ISBN 978-3-319-90274-6; 978-3-319-90276-0. doi: 10.1007/978-3-319-90276-0. URL <https://doi.org/10.1007/978-3-319-90276-0>. An introduction with applications to finance.
- Johannes Schmidt-Hieber. Nonparametric regression using deep neural networks with ReLU activation function. *Ann. Statist.*, 48(4):1875–1897, 2020. ISSN 0090-5364. doi: 10.1214/19-AOS1875. URL <https://doi.org/10.1214/19-AOS1875>.
- Yang Song, Jascha Sohl-Dickstein, Diederik P Kingma, Abhishek Kumar, Stefano Ermon, and Ben Poole. Score-based generative modeling through stochastic differential equations. In *International Conference on Learning Representations*, 2021. URL <https://openreview.net/forum?id=PXTIG12RRHS>.
- Yuzhen Zhao, Yating Liu, and Marc Hoffmann. Drift estimation for diffusion processes using neural networks based on discretely observed independent paths. *arXiv preprint arXiv:2511.11161*, 2025.

## A Detailed proof

*Proof of Proposition 2.4.* First, recall that original probability measure  $\mathbb{P}$  admits the mixture representation

$$\mathbb{P} = \sum_{k=1}^K \mathbf{p}_k \mathbb{P}_k,$$

where  $\mathbb{P}_k(\cdot) := \mathbb{P}(\cdot \mid Y = k)$  and  $\mathbf{p}_k = \mathbb{P}(Y = k)$ . Assumption 2.1 guarantees the existence and strong uniqueness of the solution to (1) under each measure  $\mathbb{P}_k$ , for all  $1 \leq k \leq K$ .

The proof of Proposition 2.4 is divided into two steps. In the first step, starting from  $\mathbb{P}_k$ , we construct a reference probability measure  $\tilde{\mathbb{P}}$  on  $(\Omega, \mathcal{F}, (\mathcal{F}_t)_{t \in [0, T]})$ , and a Brownian motion  $(\tilde{B}_t)_{t \in [0, T]}$  under  $\tilde{\mathbb{P}}$  such that the process  $(\tilde{X}_t)_{t \in [0, T]}$  defined by

$$d\tilde{X}_t = \sigma(\tilde{X}_t) d\tilde{B}_t, \quad \tilde{X}_0 = X_0 \quad (24)$$

solves the original SDE (1) under  $\mathbb{P}$ . This construction relies on Girsanov's theorem. In the second step, we prove (6), which follows the proof of Denis et al. [2020, Proposition 1] and is reproduced here for reader's convenience.

STEP 1. Fix a label  $k \in \mathcal{Y}$ . Define the process

$$Z_t^{[k]} = \exp \left[ \sum_{i=1}^d \int_0^t -[\sigma^{-1}(X_s) b_k(X_s)]_i dB_s^i - \frac{1}{2} \int_0^t |\sigma^{-1}(X_s) b_k(X_s)|^2 ds \right], \quad t \in [0, T], \quad (25)$$

where  $\sigma^{-1}(x)$  denotes the inverse of  $\sigma(x)$ , and  $[\sigma^{-1}(X_s) b_k(X_s)]_i$  is the  $i$ -th coordinate of  $\sigma^{-1}(X_s) b_k(X_s)$ , and  $B^i$  denotes the  $i$ -th component of the Brownian motion  $B$ . Assumption 2.2 ensures that  $(Z_t^{[k]})_{t \in [0, T]}$  defined by (25) is a true martingale (see, e.g., Karatzas and Shreve [1991, Corollary 5.13]).

We now define the probability measure  $\tilde{\mathbb{P}}$  on  $\mathcal{F}_T$  by

$$\frac{d\tilde{\mathbb{P}}}{d\mathbb{P}_k} = Z_T^{[k]}, \quad \text{which means,} \quad \tilde{\mathbb{P}}(A) := \mathbb{E}_k \left[ \mathbb{1}_A Z_T^{[k]} \right], \quad A \in \mathcal{F}_T,$$

where  $\mathbb{E}_k$  is the expectation with respect to  $\mathbb{P}_k$ . Hence, by Girsanov's Theorem (see, e.g., Karatzas and Shreve [1991, Theorem 5.1]), the process  $\tilde{B} = (\tilde{B}_t)_{t \in [0, T]}$  defined by

$$\tilde{B}_t := B_t + \int_0^t \sigma^{-1}(X_s) b_k(X_s) ds, \quad t \in [0, T] \quad (26)$$

is a Brownian motion under  $\tilde{\mathbb{P}}$ .

It remains to verify that the process  $X = (X_t)_{t \in [0, T]}$ , which solves (1) under  $\mathbb{P}_k$ , satisfies the driftless SDE (24) under  $\tilde{\mathbb{P}}$ . Indeed,

$$dX_t = b_k(X_t) dt + \sigma(X_t) dB_t = dX_t = b_k(X_t) dt + \sigma(X_t) (d\tilde{B}_t - \sigma^{-1}(X_t) b_k(X_t) dt) = \sigma(X_t) d\tilde{B}_t. \quad (27)$$

This concludes the first step, since Assumption 2.1 ensures existence and strong uniqueness of solutions to both (1) and (24).

STEP 2. Since  $(Z_t^{[k]})_{t \in [0, T]}$  defined in (25) is a true martingale (see STEP 1), the probability measures  $\tilde{\mathbb{P}}$  and  $\mathbb{P}_k$  are mutually absolutely continuous (see, e.g., Karatzas and Shreve [1991, Corollary 5.2 and the subsequent remark]). We therefore define, for every  $t \in [0, T]$ ,

$$\begin{aligned} \Phi_t^{[k]} &:= (Z_t^{[k]})^{-1} = \exp \left[ \sum_{i=1}^d \int_0^t [\sigma^{-1}(X_s) b_k(X_s)]_i dB_s^i + \frac{1}{2} \int_0^t |\sigma^{-1}(X_s) b_k(X_s)|^2 ds \right] \\ &= \exp \left[ \int_0^t [\sigma^{-1}(X_s) b_k(X_s)]^\top dB_s + \frac{1}{2} \int_0^t |\sigma^{-1}(X_s) b_k(X_s)|^2 ds \right], \\ &= \exp \left[ \int_0^t [\sigma^{-1}(X_s) b_k(X_s)]^\top (\sigma^{-1}(X_s) dX_s - \sigma^{-1}(X_s) b_k(X_s) ds) + \frac{1}{2} \int_0^t |\sigma^{-1}(X_s) b_k(X_s)|^2 ds \right], \\ &= \exp \left[ \int_0^t b_k(X_s)^\top (\sigma \sigma^\top)^{-1}(X_s) dX_s - \frac{1}{2} \int_0^t |\sigma^{-1}(X_s) b_k(X_s)|^2 ds \right]. \end{aligned} \quad (28)$$

Consequently,

$$\frac{d\mathbb{P}_k}{d\tilde{\mathbb{P}}} = \Phi_T^{[k]} \quad (29)$$

(see, e.g., [Le Gall \[2016, Section 5.5, Consequence \(a\) after Theorem 5.22\]](#)). It follows that

$$d\mathbb{P} = \sum_{k=1}^K \mathbf{p}_k d\mathbb{P}_k = \sum_{k=1}^K \mathbf{p}_k \Phi_T^{[k]} d\tilde{\mathbb{P}},$$

Moreover, since each measure  $\mathbb{P}_k$ ,  $k \in \mathcal{Y}$ , is mutually absolutely continuous with respect to  $\tilde{\mathbb{P}}$ , the same holds for  $\mathbb{P}$  and  $\tilde{\mathbb{P}}$ . Therefore, the Radon–Nikodym theorem implies that

$$\frac{d\mathbb{P}_k}{d\mathbb{P}} = \frac{d\mathbb{P}_k}{d\tilde{\mathbb{P}}} \cdot \frac{d\tilde{\mathbb{P}}}{d\mathbb{P}} = \frac{\Phi_T^{[k]}}{\sum_{j=1}^K \mathbf{p}_j \Phi_T^{[j]}} =: \Psi^{[k]}. \quad (30)$$

Let  $\mathcal{F}^X$  denote the  $\sigma$ -algebra generated by  $X = (X_t)_{t \in [0, T]}$ , the solution of (1). Let  $h : \{1, \dots, K\} \rightarrow \mathbb{R}$  be a bounded measurable function and let  $Z$  be a bounded  $\mathcal{F}^X$ -measurable random variable. Then

$$\mathbb{E}[h(Y)Z] = \mathbb{E}[h(Y) \mathbb{E}[Z|Y]] = \sum_{k=1}^K h(k) \mathbf{p}_k \mathbb{E}[Z|Y=k] = \sum_{k=1}^K h(k) \mathbf{p}_k \mathbb{E}_k[Z] \quad (31)$$

where  $\mathbb{E}_k[\cdot]$  denotes expectation with respect to  $\mathbb{P}_k$ . Using (30), we obtain

$$\mathbb{E}[h(Y)Z] = \sum_{k=1}^K h(k) \mathbf{p}_k \mathbb{E}[Z \Psi^{[k]}] = \mathbb{E}\left[\sum_{k=1}^K h(k) \mathbf{p}_k \Psi^{[k]} Z\right]. \quad (32)$$

By the definition of conditional expectation (see, e.g., [Le Gall \[2022, Theorem and Definition 11.3\]](#)), this implies

$$\mathbb{E}[h(Y)|X] = \sum_{k=1}^K h(k) \mathbf{p}_k \Psi^{[k]}, \quad \mathbb{P} - \text{a.s.}, \quad (33)$$

Finally, choosing  $h(y) = \mathbb{1}_{\{k\}}(y)$  for every  $k \in \mathcal{Y}$  concludes the proof.  $\square$

Recall that  $\mathfrak{C}$  denotes a generic positive constant, depending only on the model parameters  $d, T, b_1, \dots, b_K, \sigma$  and  $\|X_0\|_4$ , whose value may change from line to line. The proof of [Theorem 2.5](#) relies on the following lemma, whose proof can be found in [Pagès \[2018, Lemma 7.4 and Proposition 7.6\]](#).

**Lemma A.1.** *Let  $X = (X_t)_{t \in [0, T]}$  be the unique solution to (1). Under Assumption 2.1, the coefficient functions  $b_k$ ,  $k \in \mathcal{Y}$  and  $\sigma$  have linear growth, i.e., for any  $x \in \mathbb{R}^d$ ,*

$$\max(|b_1(x)|, \dots, |b_K(x)|, |\sigma(x)|) \leq \mathfrak{C}(1 + |x|).$$

Moreover,

$$\sup_{t \in [0, T]} \|X_t\|_4 \leq \mathfrak{C}, \quad \text{and for every } s, t \in [0, T], \quad \|X_t - X_s\|_2 \leq \|X_t - X_s\|_4 \leq \mathfrak{C}|t - s|^{\frac{1}{2}}.$$

*Proof of Theorem 2.5.* We start by recalling that, by Proposition 2 in [Denis et al. \[2020\]](#),

$$\mathcal{R}(\hat{g}) - \mathcal{R}(g^*) = \mathbb{E}\left[\sum_{i=1}^K \sum_{\substack{k=1 \\ k \neq i}}^K (\pi_i^*(X) - \pi_k^*(X)) \mathbb{1}_{\{\hat{g}(X)=k\}} \mathbb{1}_{\{g^*(X)=i\}}\right]. \quad (34)$$

Consequently,

$$\begin{aligned}
\mathcal{R}(\hat{g}) - \mathcal{R}(g^*) &\leq \mathbb{E} \left[ \sum_{i=1}^K \sum_{k=1, k \neq i}^K (\pi_i^*(X) - \hat{\pi}_i(X) + \hat{\pi}_k(X) - \pi_k^*(X)) \mathbb{1}_{\{\hat{g}(X)=k\}} \mathbb{1}_{\{g^*(X)=i\}} \right] \\
&\leq \mathbb{E} \left[ 2 \max_{i \in \mathcal{Y}} |\pi_i^*(X) - \hat{\pi}_i(X)| \sum_{i=1}^K \sum_{k=1, k \neq i}^K \mathbb{1}_{\{\hat{g}(X)=k\}} \mathbb{1}_{\{g^*(X)=i\}} \right] \\
&= \mathbb{E} \left[ 2 \max_{i \in \mathcal{Y}} |\pi_i^*(X) - \hat{\pi}_i(X)| \mathbb{1}_{\{\hat{g}(X) \neq g^*(X)\}} \right] \leq 2 \mathbb{E} \left[ \max_{i \in \mathcal{Y}} |\pi_i^*(X) - \hat{\pi}_i(X)| \right] \\
&\leq 2 \sum_{k=1}^K \mathbb{E} [|\pi_k^*(X) - \hat{\pi}_k(X)|],
\end{aligned}$$

where the first inequality holds because on the event  $\{\hat{g}(X) = k\}$ , the definition of  $\hat{g}$  in (11) implies  $\hat{\pi}_k(X) \geq \hat{\pi}_i(X)$  for all  $i \neq k$ .

We now define

$$\bar{\pi}_k(X) = \phi_k(\bar{F}(X)), \quad k \in \mathcal{Y},$$

where  $\phi_k$  denotes the softmax function defined in (7),  $\bar{F} = (\bar{F}_1, \dots, \bar{F}_K)$ , and each component  $\bar{F}_k$  is given by (9). For each fixed label  $k \in \mathcal{Y}$ ,

$$\begin{aligned}
\mathbb{E} [|\pi_k^*(X) - \hat{\pi}_k(X)|] &\leq \mathbb{E} [|\pi_k^*(X) - \bar{\pi}_k(X)|] + \mathbb{E} [|\bar{\pi}_k(X) - \hat{\pi}_k(X)|] \leq \mathbb{E} [|F_k^*(X) - \bar{F}_k(X)|] + \mathbb{E} [|\bar{F}_k(X) - \hat{F}_k(X)|] \\
&\leq \sum_{k=1}^K \left( \mathbb{E} [|F_k^*(X) - \bar{F}_k(X)|] + \mathbb{E} [|\bar{F}_k(X) - \hat{F}_k(X)|] \right)
\end{aligned} \tag{35}$$

where the second inequality uses the fact that the softmax functions  $\phi_k : \mathbb{R}^K \rightarrow \mathbb{R}_+$ ,  $k \in \mathcal{Y}$  are 1-Lipschitz continuous with respect to the Euclidean norm  $|\cdot|$ .

We next derive upper bounds for  $\mathbb{E} [|F_k^*(X) - \bar{F}_k(X)|]$  and  $\mathbb{E} [|\bar{F}_k(X) - \hat{F}_k(X)|]$ ,  $k \in \mathcal{Y}$ .

STEP 1. UPPER BOUND FOR  $\mathbb{E} [|F_k^*(X) - \bar{F}_k(X)|]$ .

The functional  $\bar{F}_k(X)$  defined by (9) can be rewritten as

$$\bar{F}_k(X) = \int_0^T b_k(X_{\eta(s)})^\top (\sigma \sigma^\top)^{-1}(X_{\eta(s)}) dX_s - \frac{1}{2} \int_0^T |\sigma^{-1}(X_{\eta(s)}) b_k(X_{\eta(s)})|^2 ds, \tag{36}$$

where, for every  $s \in [0, T]$ ,

$$\eta(s) := t_m, \text{ if } t_m \leq s < t_{m+1}, \text{ and } \eta(T) = T. \tag{37}$$

Let  $a(x) := \sigma \sigma^\top(x)$ ,  $h_k(x) := b_k(x)^\top a(x)^{-1}$  and  $\ell_k(x) = |\sigma^{-1}(x) b_k(x)|^2 = b_k(x)^\top a(x)^{-1} b_k(x)$ . Then

$$F_k^*(X) - \bar{F}_k(X) = \int_0^T (h_k(X_s) - h_k(X_{\eta(s)})) dX_s - \frac{1}{2} \int_0^T (\ell_k(X_s) - \ell_k(X_{\eta(s)})) ds. \tag{38}$$

Hence,

$$\mathbb{E} [|F_k^*(X) - \bar{F}_k(X)|] \leq \mathbb{E} \left[ \left| \int_0^T (h_k(X_s) - h_k(X_{\eta(s)})) dX_s \right| \right] + \frac{1}{2} \mathbb{E} \left[ \int_0^T |\ell_k(X_s) - \ell_k(X_{\eta(s)})| ds \right] =: I_1 + \frac{1}{2} I_2$$

STEP 1-A. UPPER BOUND OF  $I_1$

Let  $x, y \in \mathbb{R}^d$ , we have

$$\begin{aligned}
|h_k(x) - h_k(y)| &= |b_k(x)^\top a(x)^{-1} - b_k(y)^\top a(y)^{-1}| \\
&= |b_k(x)^\top a(x)^{-1} - b_k(x)^\top a(y)^{-1} + b_k(x)^\top a(y)^{-1} - b_k(y)^\top a(y)^{-1}| \\
&= |b_k(x)^\top (a(x)^{-1} - a(y)^{-1}) + (b_k(x) - b_k(y))^\top a(y)^{-1}| \\
&\leq |b_k(x)| \cdot |a(x)^{-1} - a(y)^{-1}|_{\text{op}} + |b_k(x) - b_k(y)| \cdot |a(y)^{-1}|_{\text{op}} \\
&\leq |b_k(x)| \cdot L_{a^{-1}} |x - y| + L_b |x - y| \cdot |a(y)^{-1}|_{\text{op}} + \leq (L_b \Lambda + L_{a^{-1}} |b_k(x)|) |x - y|
\end{aligned} \tag{39}$$

Hence,

$$\begin{aligned}
I_1 &= \mathbb{E} \left[ \left| \int_0^T (h_k(X_s) - h_k(X_{\eta(s)})) dX_s \right| \right] = \mathbb{E} \left[ \left| \int_0^T (h_k(X_s) - h_k(X_{\eta(s)})) (b_Y(X_s) ds + \sigma(X_s) dB_s) \right| \right] \\
&\leq \mathbb{E} \left[ \left| \int_0^T (h_k(X_s) - h_k(X_{\eta(s)})) b_Y(X_s) ds \right| \right] + \mathbb{E} \left[ \left| \int_0^T (h_k(X_s) - h_k(X_{\eta(s)})) \sigma(X_s) dB_s \right| \right] \\
&=: J_1 + J_2.
\end{aligned} \tag{40}$$

Now for  $J_1$ , we have

$$\begin{aligned}
J_1 &\leq \mathbb{E} \left[ \int_0^T |h_k(X_s) - h_k(X_{\eta(s)})| |b_Y(X_s)| ds \right] = \int_0^T \mathbb{E} [|h_k(X_s) - h_k(X_{\eta(s)})| |b_Y(X_s)|] ds \\
&\leq \int_0^T \mathbb{E} [(L_b \Lambda + L_{a^{-1}} |b_k(X_s)|) |X_s - X_{\eta(s)}| \cdot |b_Y(X_s)|] ds \leq \int_0^T \|X_s - X_{\eta(s)}\|_2 \mathfrak{C} (1 + (\mathbb{E}[|X_s|^4])^{\frac{1}{2}}) ds \\
&\leq \mathfrak{C} \sqrt{\Delta},
\end{aligned} \tag{41}$$

where the first equality follows from Fubini's theorem, the second inequality follows from (39), and the last two inequalities from Hölder's inequality and Lemma A.1.

For  $J_2$ , we have

$$\begin{aligned}
(J_2)^2 &\leq \mathbb{E} \left[ \left| \int_0^T (h_k(X_s) - h_k(X_{\eta(s)})) \sigma(X_s) dB_s \right|^2 \right] = \mathbb{E} \left[ \int_0^T |h_k(X_s) - h_k(X_{\eta(s)}) \sigma(X_s)|^2 ds \right] \\
&\leq \int_0^T \mathbb{E} [|h_k(X_s) - h_k(X_{\eta(s)})|^2 |\sigma(X_s)|_{\text{op}}^2] ds \leq \int_0^T \mathbb{E} [|h_k(X_s) - h_k(X_{\eta(s)})|^2 |\sigma(X_s)|^2] ds \\
&\leq \Lambda \int_0^T \|h_k(X_s) - h_k(X_{\eta(s)})\|_2^2 ds \leq \mathfrak{C} \Delta,
\end{aligned} \tag{42}$$

where the first inequality follows from Jensen's inequality, the equality from Itô's isometry, the second inequality from Fubini's theorem and the definition of the operator norm, the next inequality from the fact that  $|A|_{\text{op}} \leq |A|$  for any matrix, and the final bound from Lemma A.1.

Therefore,  $I_1 \leq \mathfrak{C} \sqrt{\Delta}$ .

#### STEP 1-B. UPPER BOUND OF $I_2$

Let  $x, y \in \mathbb{R}^d$ , we have

$$\begin{aligned}
|\ell_k(x) - \ell_k(y)| &= |b_k(x)^\top a(x)^{-1} b_k(x) - b_k(y)^\top a(y)^{-1} b_k(y)| \\
&\leq |b_k(x)^\top a(x)^{-1} b_k(x) - b_k(y)^\top a(x)^{-1} b_k(x)| + |b_k(y)^\top a(x)^{-1} b_k(x) - b_k(y)^\top a(y)^{-1} b_k(x)| \\
&\quad + |b_k(y)^\top a(y)^{-1} b_k(x) - b_k(y)^\top a(y)^{-1} b_k(y)| \\
&\leq |(b_k(x) - b_k(y))^\top a(x)^{-1} b_k(x)| + |b_k(y)^\top (a(x)^{-1} - a(y)^{-1}) b_k(x)| + |b_k(y)^\top a(y)^{-1} (b_k(x) - b_k(y))| \\
&\leq \Lambda L_b |x - y| |b_k(x)| + L_{a^{-1}} |b_k(y)| |b_k(x)| |x - y| + \Lambda L_b |b_k(y)| |x - y| \\
&= (\Lambda L_b (|b_k(x)| + |b_k(y)|) + L_{a^{-1}} |b_k(y)| |b_k(x)|) |x - y|.
\end{aligned} \tag{43}$$

It follows that, by Hölder's inequality and Lemma A.1,

$$\begin{aligned}
I_2 &= \int_0^T \mathbb{E} [|\ell_k(X_s) - \ell_k(X_{\eta(s)})|] ds \\
&\leq \int_0^T \mathbb{E} \left[ \left( \Lambda L_b (|b_k(X_s)| + |b_k(X_{\eta(s)})|) + L_{a^{-1}} |b_k(X_s)| |b_k(X_{\eta(s)})| \right) |X_s - X_{\eta(s)}| \right] ds \\
&\leq \int_0^T \left\| \Lambda L_b (|b_k(X_s)| + |b_k(X_{\eta(s)})|) + L_{a^{-1}} |b_k(X_s)| |b_k(X_{\eta(s)})| \right\|_2 \|X_s - X_{\eta(s)}\|_2 ds \leq \mathfrak{C} \Delta^{\frac{1}{2}}
\end{aligned} \tag{44}$$

Consequently,  $\mathbb{E}[|F_k^*(X) - \bar{F}_k(X)|] \leq \mathfrak{C}\sqrt{\Delta}$ .

STEP 2. UPPER BOUND OF  $\mathbb{E}[|\bar{F}_k(X) - \hat{F}_k(X)|]$ .

Using  $\eta(s)$  from (37) and  $a = \sigma\sigma^\top$ , we can write

$$\begin{aligned}\bar{F}_k(X) &= \int_0^T b_k(X_{\eta(s)})^\top (\sigma\sigma^\top)^{-1}(X_{\eta(s)}) dX_s - \frac{1}{2} \int_0^T |\sigma^{-1}(X_{\eta(s)}) b_k(X_{\eta(s)})|^2 ds, \\ \hat{F}_k(X) &= \int_0^T \hat{b}_k(X_{\eta(s)})^\top (\sigma\sigma^\top)^{-1}(X_{\eta(s)}) dX_s - \frac{1}{2} \int_0^T |\sigma^{-1}(X_{\eta(s)}) \hat{b}_k(X_{\eta(s)})|^2 ds.\end{aligned}\quad (45)$$

Therefore,

$$\begin{aligned}\mathbb{E}[|\bar{F}_k(X) - \hat{F}_k(X)|] &\leq \mathbb{E}\left[\left|\int_0^T (b_k(X_{\eta(s)}) - \hat{b}_k(X_{\eta(s)}))^\top a^{-1}(X_{\eta(s)}) dX_s\right|\right] \\ &\quad + \frac{1}{2} \mathbb{E}\left[\left|\int_0^T \left[|\sigma^{-1}(X_{\eta(s)}) b_k(X_{\eta(s)})|^2 - |\sigma^{-1}(X_{\eta(s)}) \hat{b}_k(X_{\eta(s)})|^2\right] ds\right|\right] =: \text{(I)} + \frac{1}{2} \text{(II)}.\end{aligned}\quad (46)$$

For part (I), we have

$$\begin{aligned}\text{(I)} &= \mathbb{E}\left[\left|\int_0^T (b_k(X_{\eta(s)}) - \hat{b}_k(X_{\eta(s)}))^\top a^{-1}(X_{\eta(s)}) (b_Y(X_s) ds + \sigma(X_s) dB_s)\right|\right] \\ &\leq \mathbb{E}\left[\left|\int_0^T (b_k(X_{\eta(s)}) - \hat{b}_k(X_{\eta(s)}))^\top a^{-1}(X_{\eta(s)}) b_Y(X_s) ds\right|\right] \\ &\quad + \mathbb{E}\left[\left|\int_0^T (b_k(X_{\eta(s)}) - \hat{b}_k(X_{\eta(s)}))^\top a^{-1}(X_{\eta(s)}) \sigma(X_s) dB_s\right|\right] =: \text{(I.a)} + \text{(I.b)}.\end{aligned}\quad (47)$$

Next, for (I.a), using the Cauchy–Schwarz inequality, the definition of the operator norm and Lemma A.1, we obtain

$$\begin{aligned}\text{(I.a)} &\leq \mathbb{E}\left[\int_0^T \left|(b_k(X_{\eta(s)}) - \hat{b}_k(X_{\eta(s)}))^\top a^{-1}(X_{\eta(s)}) b_Y(X_s)\right| ds\right] \\ &\leq \Lambda \mathbb{E}\left[\int_0^T \left|(b_k(X_{\eta(s)}) - \hat{b}_k(X_{\eta(s)}))\right| |b_Y(X_s)| ds\right] \\ &\leq \Lambda \mathbb{E}\left[\left(\int_0^T \left|(b_k(X_{\eta(s)}) - \hat{b}_k(X_{\eta(s)}))\right|^2 ds\right)^{\frac{1}{2}} \left(\int_0^T |b_Y(X_s)|^2 ds\right)^{\frac{1}{2}}\right] \\ &\leq \Lambda \left(\mathbb{E}\left[\int_0^T \left|(b_k(X_{\eta(s)}) - \hat{b}_k(X_{\eta(s)}))\right|^2 ds\right]\right)^{\frac{1}{2}} \left(\mathbb{E}\left[\int_0^T |b_Y(X_s)|^2 ds\right]\right)^{\frac{1}{2}} \\ &\leq \Lambda \mathfrak{C} \left(\mathbb{E}\left[\Delta \sum_{m=0}^{M-1} \left|(b_k(X_{t_m}) - \hat{b}_k(X_{t_m}))\right|^2\right]\right)^{\frac{1}{2}} = \Lambda \mathfrak{C} \mathcal{E}(\hat{b}_k, b_k)^{\frac{1}{2}}.\end{aligned}\quad (48)$$

Similarly, for part (I.b), using Jensen's inequality and Itô isometry, we obtain

$$\begin{aligned}
\text{(I.b)} &\leq \left\{ \mathbb{E} \left[ \left| \int_0^T (b_k(X_{\eta(s)}) - \widehat{b}_k(X_{\eta(s)}))^\top a^{-1}(X_{\eta(s)}) \sigma(X_s) dB_s \right|^2 \right] \right\}^{\frac{1}{2}} \\
&= \left\{ \mathbb{E} \left[ \int_0^T \left| (b_k(X_{\eta(s)}) - \widehat{b}_k(X_{\eta(s)}))^\top a^{-1}(X_{\eta(s)}) \sigma(X_s) \right|^2 ds \right] \right\}^{\frac{1}{2}} \\
&\leq \left\{ \int_0^T \mathbb{E} \left[ \left| b_k(X_{\eta(s)}) - \widehat{b}_k(X_{\eta(s)}) \right|^2 \left| a^{-1}(X_{\eta(s)}) \sigma(X_s) \right|^2 \right] ds \right\}^{\frac{1}{2}} \\
&\leq \Lambda^2 \left\{ \int_0^T \mathbb{E} \left[ \left| b_k(X_{\eta(s)}) - \widehat{b}_k(X_{\eta(s)}) \right|^2 \right] ds \right\}^{\frac{1}{2}} = \Lambda^2 T \mathcal{E}(\widehat{b}_k, b_k)^{\frac{1}{2}}. \tag{49}
\end{aligned}$$

For part (II) of (46), using the inequality

$$\forall u, v \in \mathbb{R}^d, \quad ||u|^2 - |v|^2| = |(u - v)^\top (u + v)| \leq |u - v| |u + v|,$$

we obtain

$$\begin{aligned}
\text{(II)} &= \mathbb{E} \left[ \left| \int_0^T \left[ |\sigma^{-1}(X_{\eta(s)}) b_k(X_{\eta(s)})|^2 - |\sigma^{-1}(X_{\eta(s)}) \widehat{b}_k(X_{\eta(s)})|^2 \right] ds \right| \right] \\
&\leq \mathbb{E} \left[ \int_0^T \left| \sigma^{-1}(X_{\eta(s)}) (b_k(X_{\eta(s)}) - \widehat{b}_k(X_{\eta(s)})) \right| \left| \sigma^{-1}(X_{\eta(s)}) (b_k(X_{\eta(s)}) + \widehat{b}_k(X_{\eta(s)})) \right| ds \right] \\
&\leq \left\{ \mathbb{E} \left[ \int_0^T \left| \sigma^{-1}(X_{\eta(s)}) (b_k(X_{\eta(s)}) - \widehat{b}_k(X_{\eta(s)})) \right|^2 ds \right] \right\}^{\frac{1}{2}} \left\{ \mathbb{E} \left[ \int_0^T \left| \sigma^{-1}(X_{\eta(s)}) (b_k(X_{\eta(s)}) + \widehat{b}_k(X_{\eta(s)})) \right|^2 ds \right] \right\}^{\frac{1}{2}} \\
&=: \text{(II.a)}^{\frac{1}{2}} \times \text{(II.b)}^{\frac{1}{2}}. \tag{50}
\end{aligned}$$

For (II.a), we have

$$\begin{aligned}
\text{(II.a)} &= \mathbb{E} \left[ \int_0^T \left| (b_k(X_{\eta(s)}) - \widehat{b}_k(X_{\eta(s)}))^\top a^{-1}(X_{\eta(s)}) (b_k(X_{\eta(s)}) - \widehat{b}_k(X_{\eta(s)})) \right| ds \right] \\
&\leq \Lambda \mathbb{E} \left[ \int_0^T \left| b_k(X_{\eta(s)}) - \widehat{b}_k(X_{\eta(s)}) \right|^2 ds \right] = \Lambda T \mathcal{E}(\widehat{b}_k, b_k). \tag{51}
\end{aligned}$$

For (II.b), we have

$$\text{(II.b)} \leq \Lambda \mathbb{E} \left[ \int_0^T \left| b_k(X_{\eta(s)}) + \widehat{b}_k(X_{\eta(s)}) \right|^2 ds \right] \leq 2\Lambda T (\mathfrak{C} + \widehat{b}_{\max}^2) \tag{52}$$

Combining the above bounds yields

$$\mathbb{E} \left[ |\bar{F}_k(X) - \widehat{F}_k(X)| \right] \leq C_{\Lambda, \mathfrak{C}, \widehat{b}_{\max}} \mathcal{E}(\widehat{b}_k, b_k)^{\frac{1}{2}} \tag{53}$$

Finally, we conclude that  $\mathcal{R}(\widehat{g}) - \mathcal{R}(g^*) \leq K^2 C_{\Lambda, \mathfrak{C}, \widehat{b}_{\max}} (\sqrt{\Delta} + \max_{k \in \mathcal{Y}} \mathcal{E}(\widehat{b}_k, b_k)^{\frac{1}{2}})$ , which completes the proof.  $\square$

*Proof of Lemma 5.1.* Under the assumptions of Theorem 2.7, each  $b_k \in \mathcal{G}(q, \mathbf{d}, \mathbf{t}, \beta, K)$ . In particular,  $b_k$  is defined on a compact set. Hence, there exists a constant  $b_{\max} > 0$  such that, for every  $k \in \mathcal{Y}$ ,  $\|b_k\|_{\sup} \leq b_{\max}$ .

Let  $\theta_k(\cdot) := (\sigma^{-1}(\cdot) b_k(\cdot))^\top$  and  $\xi_k(\cdot) := \theta_k(\cdot) \theta_k^\top(\cdot) = |\sigma^{-1}(\cdot) b_k(\cdot)|^2$ . Then the process  $\Phi_t^{[k]}$  defined in (28) can be written as

$$\Phi_t^{[k]} = \exp \left[ \int_0^t \theta_k(X_s) dB_s + \frac{1}{2} \int_0^t \xi_k(X_s) ds \right].$$

Moreover, by (29), we have

$$\begin{aligned} \frac{d\mathbb{P}_j}{d\mathbb{P}_k} &= \frac{\Phi_T^{[j]}}{\Phi_T^{[k]}} = \exp \left[ \int_0^T (\theta_j(X_s) - \theta_k(X_s)) dB_s + \frac{1}{2} \int_0^T (\xi_j(X_s) - \xi_k(X_s)) ds \right] \\ &\leq C_{\Lambda, \mathfrak{C}} \exp \left[ \int_0^T (\theta_j(X_s) - \theta_k(X_s)) dB_s \right], \end{aligned} \quad (54)$$

where the inequality follows from the boundedness of  $b_\ell$  for  $\ell \in \mathcal{Y}$  and Assumption 2.3.

Now for every  $j, k \in \mathcal{Y}$ ,  $j \neq k$ , we define

$$M_t^{j,k} := \int_0^t (\theta_j(X_s) - \theta_k(X_s)) dB_s, \quad t \in [0, T]. \quad (55)$$

Then, for any fixed  $\varepsilon \in (0, \frac{1}{2}]$ , we have

$$\begin{aligned} \mathcal{E}_j(\widehat{b}_k, b_k) &:= \mathbb{E}_j \left[ \frac{1}{M} \sum_{m=0}^{M-1} (\widehat{b}_k(X_{t_m}) - b_k(X_{t_m}))^2 \right] = \mathbb{E}_k \left[ \left( \frac{1}{M} \sum_{m=0}^{M-1} (\widehat{b}_k(X_{t_m}) - b_k(X_{t_m}))^2 \right) \frac{d\mathbb{P}_j}{d\mathbb{P}_k} \right] \\ &\leq C_{\Lambda, \mathfrak{C}} \mathbb{E}_k \left[ \left( \frac{1}{M} \sum_{m=0}^{M-1} (\widehat{b}_k(X_{t_m}) - b_k(X_{t_m}))^2 \right) \exp(M_T^{j,k}) \right] \\ &\leq C_{\Lambda, \mathfrak{C}} \left\{ \mathbb{E}_k \left[ \left( \frac{1}{M} \sum_{m=0}^{M-1} (\widehat{b}_k(X_{t_m}) - b_k(X_{t_m}))^2 \right)^{1+\frac{\varepsilon}{1-\varepsilon}} \right] \right\}^{1-\varepsilon} \left\{ \mathbb{E}_k \left[ \exp \left( \frac{1}{\varepsilon} M_T^{j,k} \right) \right] \right\}^\varepsilon, \end{aligned} \quad (56)$$

where the first inequality follows from (54) and the definition of  $M_t^{j,k}$  in (55), and the second one from Hölder inequality. It follows that

$$\mathbb{E}_k \left[ \left( \frac{1}{M} \sum_{m=0}^{M-1} (\widehat{b}_k(X_{t_m}) - b_k(X_{t_m}))^2 \right)^{1+\frac{\varepsilon}{1-\varepsilon}} \right] \leq (b_{\max} + F)^2 \mathcal{E}_k(\widehat{b}_k, b_k), \quad (57)$$

since  $\widehat{b}_k$  and  $b_k$  are respectively bounded by  $F$  and  $b_{\max}$  and  $\frac{\varepsilon}{1-\varepsilon} \leq 1$  for  $\varepsilon \in (0, \frac{1}{2}]$ . Moreover,

$$\mathbb{E}_k \left[ \exp \left( \frac{1}{\varepsilon} M_T^{j,k} \right) \right] = \mathbb{E}_k \left[ \exp \left( \frac{1}{\varepsilon} M_T^{j,k} - \frac{1}{2\varepsilon^2} \langle M^{j,k} \rangle_T \right) \exp \left( \frac{1}{2\varepsilon^2} \langle M^{j,k} \rangle_T \right) \right]. \quad (58)$$

Since the functions  $b_k, k \in \mathcal{Y}$  are bounded, Assumption 2.3 implies that  $\xi_k(\cdot)$  is uniformly bounded by  $b_{\max}^2 \Lambda$ . Hence

$$\exp \left( \frac{1}{2\varepsilon^2} \langle M^{j,k} \rangle_T \right) \leq \exp \left( \frac{T b_{\max}^2 \Lambda}{\varepsilon^2} \right) < +\infty.$$

Therefore, Karatzas and Shreve [1991, Proposition 5.12 and Corollary 5.13] implies that

$$\mathbb{E}_k \left[ \exp \left( \frac{1}{\varepsilon} M_T^{j,k} - \frac{1}{2\varepsilon^2} \langle M^{j,k} \rangle_T \right) \right] = 1.$$

Finally, gathering the above inequalities together gives  $\mathcal{E}_j(\widehat{b}_k, b_k) \leq C_{\Lambda, \mathfrak{C}, \varepsilon} \mathcal{E}_k(\widehat{b}_k, b_k)^{1-\varepsilon}$ .  $\square$

*Proof of Theorem 2.7.* By Lemma 5.1 and the definitions of  $\mathcal{E}(\widehat{b}_k, b_k)$  and  $\mathcal{E}_j(\widehat{b}_k, b_k)$  in (16) and (17), we have

$$\mathcal{E}(\widehat{b}_k, b_k) = \sum_{j \in \mathcal{Y}} \mathfrak{p}_j \mathcal{E}_j(\widehat{b}_k, b_k) \leq C_{\Lambda, \mathfrak{C}, \varepsilon} \mathcal{E}_k(\widehat{b}_k, b_k)^{1-\varepsilon} + \mathfrak{p}_k \mathcal{E}_k(\widehat{b}_k, b_k).$$

Moreover, by Corollary 2.3 of Zhao et al. [2025], the estimation error of  $b_k$  satisfies

$$\mathcal{E}_k(\widehat{b}_k, b_k) \leq C \phi_N \log^3 N.$$

Combining this bound with Theorem 2.5 yields the desired result. This concludes the proof of Theorem 2.7.  $\square$

## B Experimental Details

### B.1 Example in Section 3.1

**Data Generation.** Sample paths of (1) are simulated using the Euler–Maruyama discretization scheme over the time interval  $[0, 1]$ , discretized with  $M = 100$  steps and time step  $\Delta = 1/M = 0.01$ . Experiments are performed for dimensions  $d \in \{1, 2, 5, 10, 50\}$ .

Recall that, in this example,  $K = 3$ . For each dimension  $d$ , and for each label  $k \in \mathcal{Y} = \{1, 2, 3\}$ , we generate  $N_k \in \{2^5, 2^6, \dots, 2^{12}\}$  independent trajectories as the training set, denoted by

$$\mathcal{D}_{N_k}^{[k]} = \{ \bar{X}_{t_0:t_M}^{[k],(n)} \}_{1 \leq n \leq N_k}.$$

For evaluation, we independently generate 1000 trajectories for each label  $k \in \mathcal{Y}$ , denoted by

$$\mathcal{D}_{\text{test}} := \bigcup_{k \in \mathcal{Y}} \mathcal{D}_{\text{test}}^{[k]} \quad \text{with} \quad \mathcal{D}_{\text{test}}^{[k]} := \{ \tilde{X}_{t_0:t_M}^{[k],(n')} \}_{1 \leq n' \leq 1000}, \quad k \in \mathcal{Y}.$$

#### NN-based plug-in classifier.

**ARCHITECTURE.** For the neural network estimator for  $b_k$ , we use the sparse network architecture  $\mathbf{p} = (d, 16, 32, 32, 16, 1)$  with ReLU activation function and the sparsity ratio  $s_{\text{ratio}} = 0.75$  inspired by [Zhao et al. \[2025\]](#).

**TRAINING PROCEDURE.** Training is performed using the Adam optimizer with a learning rate of  $10^{-3}$  and batch size of 256. For each experimental configuration, specified by a choice of the dimension  $d$ , the sample size  $N$ , and a random seed, we randomly reserve 50% of the training samples as a validation set for early stopping. Early stopping is triggered if the validation error does not improve for 20 consecutive epochs, with a maximum of 200 training epochs. Once early stopping is activated, we retrain the model on the full training dataset for a number of epochs equal to twice the epoch at which early stopping occurred.

During training, the training samples are shuffled and processed in mini-batches. After each optimizer update, we enforce the sparsity by keeping only the top 75% parameters (by absolute value) and clip all parameters to the interval  $[-1, 1]$ .

Random seeds for NumPy and PyTorch are fixed in each repetition to ensure reproducibility.

**B-spline-based plug-in classifier.** For the B-spline estimator for  $b_k$ , we adopt the same procedure (including tuning and implementation details) as in [Denis et al. \[2024\]](#).

**Direct neural network classification.** We consider a direct pathwise classification approach, where the full discretely observed path

$$\bar{X}_{t_0:t_M}^{[k],(n)} := (\bar{X}_{t_0}^{[k],(n)}, \dots, \bar{X}_{t_M}^{[k],(n)})$$

is fed into a neural network, which directly outputs a prediction of the class label  $k \in \mathcal{Y}$  associated with the trajectory. This approach reduces the problem to a standard multiclass classification task and does not exploit the underlying SDE structure.

A fully connected neural network with two hidden layers and ReLU activation functions is employed. For each experimental setting, the training data are randomly split, with 50% of the samples allocated to a validation set for hyperparameter tuning. Hyperparameters are optimized with Optuna [\[Akiba et al., 2019\]](#), and the configuration that maximizes the validation accuracy is selected. The hyperparameter search space is defined as follows:

- learning rate  $\in \{10^{-4}, 3 \times 10^{-4}, 10^{-3}, 3 \times 10^{-3}\}$ ,
- weight decay  $\in \{0, 10^{-5}, 10^{-4}, 10^{-3}\}$ ,
- hidden layers size  $\in \{(16, 16), (32, 32), (64, 64), (128, 128), (256, 128)\}$ ,
- batch size  $\in \{64, 128, 256\}$ .

Early stopping based on the validation accuracy is applied, with a patience of 50 epochs and a maximum budget of 200 epochs. The model achieving the highest validation accuracy during training is retained.

Random seeds for NumPy and PyTorch are fixed in each repetition to ensure reproducibility.

**Evaluation.** To account for the randomness in data generation and optimization process, for each pair  $(N, d)$ , we repeat the experiment 50 times with different random seeds, resulting in a series of different estimators and test set  $(\hat{g}_{N,d}^{(j)}, \mathcal{D}_{\text{test}}^{(j)})_{j=1}^{50}$ . Let  $E_{N,d}^{(j)}$  denote the generalization error computed in the  $j$ -th run with training size  $N$  and dimension  $d$ , defined as

$$E_{N,d}^{(j)} := \frac{1}{3000} \sum_{n'=1}^{1000} \sum_{k=1}^3 \mathbb{1}_{\{\hat{g}_{N,d}^{(j)}(\bar{X}_{t_0:t_M}^{[k],n'}) \neq k\}} - \mathcal{R}(g^*),$$

For each  $(N, d)$ , we compute:

$$\bar{E}_{N,d} := \frac{1}{50} \sum_{j=1}^{50} E_{N,d}^{(j)}, \quad E_{N,d}^{\text{lower}} := \bar{E}_{N,d} - t_{0.975}^{(49)} \cdot \tau_{N,d}, \quad E_{N,d}^{\text{upper}} := \bar{E}_{N,d} + t_{0.975}^{(49)} \cdot \tau_{N,d}. \quad (59)$$

where  $\tau_{N,d} = \frac{1}{\sqrt{50}} \left( \frac{1}{49} \sum_{j=1}^{50} (E_{N,d}^{(j)} - \bar{E}_{N,d})^2 \right)^{1/2}$  and  $t_{0.975}^{(49)}$  is the 97.5 percentile of the Student's  $t$  distribution with 49 degrees of freedom.

We use  $\log_2$ - $\log_2$  plots to display the average empirical error  $\bar{E}_{N,d}$  and the corresponding interval  $[E_{N,d}^{\text{lower}}, E_{N,d}^{\text{upper}}]$  as functions of the training sample size  $N$ .

## B.2 Example in Section 3.2.

**Data Generation.** In this example, the numbers of trajectories in each class are allowed to differ, following the experimental setup of Denis et al. [2024]. Specifically, we consider  $N \in \{100, 1000\}$  and draw  $(N_1, N_2, N_3)$  from a multinomial distribution with  $N$  trials and equal class probabilities  $(\frac{1}{3}, \frac{1}{3}, \frac{1}{3})$ , and repeat each experiment 100 times with different random seeds.

Once the class sizes  $N_k$  are determined, for each class  $k = 1, 2, 3$ , we generate  $N_k$  independent trajectories for training

$$\mathcal{D}_{N_k}^{[k]} := \{\bar{X}_{t_0:t_M}^{[k],(n)}\}_{n=1}^{N_k},$$

using the same simulation procedure as described in Section B.1. The test set is generated similarly, with  $N' = 1000$  trajectories. The class prior probabilities  $\mathbf{p}_k$  are estimated empirically from the training data using

$$\hat{\mathbf{p}}_k = \frac{N_k}{N}.$$

**NN-based and B-spline-based plug-in classifier.** The configurations of the NN-based and B-spline-based plug-in classifiers are the same as those described in Section B.1.