

Endogenous Product Design: A Linear Demand Approach

Afonso Rodrigues*

February 4, 2026

Abstract

This paper develops a linear-demand framework to investigate endogenous product design. The key assumption is that the same product characteristics which drive goods utility also (at least partially) shape competitive interactions across products. I model this relationship allowing for differences in each characteristic’s relevance to competition, their absolute intensity per good, and correlations to other characteristics. The framework is novel in its broad applicability to settings with any finite number of goods, firms, and attributes, allowing for both vertical and horizontal differentiation, all in an empirically testable model. Under Bertrand price competition I show that across different market structures, a pattern emerges: product differentiation along product attributes that firms control is primarily vertical, with horizontal differentiation only in latent attributes. Counter to standard intuition, simulations show that allowing for endogenous design can imply higher consumer surplus under monopoly than under competition, as monopoly’s stronger incentives for attribute investment translate into higher effective quality.

1 Introduction

Consider the following setup. A firm wishes to maximise profits by strategically setting the price(s) and attributes of its good(s). Consumers derive utility from said good(s) based on those attributes; the attribute choices of the firm’s competitors also shape demand elasticities and the intensity of price competition. We want to know how said firm may optimise their good(s)’ attributes and what product differentiation and market structure are likely to arise as a result. How can we determine this?

This paper develops a novel approach to modelling endogenous product design. I provide a novel micro-foundation for the structure of the price effects within a market, based on the product attribute choices of individual firms and the preferences of consumers. Such micro-foundation attempts to determine what is the best approximation to a latent price effects matrix if we assume it is partially a function of observable product characteristics. The main assumption is that the same attributes which drive goods utility also (at least

*Department of Economics, University of Oxford (afonso.rodrigues@economics.ox.ac.uk).

partially) drive competition in the goods market.

Quasilinear quadratic utility is a local second-order approximation to any well-behaved utility function, with well-behavedness depending on strict concavity, i.e. a negative definite Hessian. My proposed approach leverages this approximation and the properties of definite matrices to endogenise product design without affecting the non-singularity of the implied demand Jacobian. In guaranteeing positive definiteness in the face of changing attributes, the model always produces well-behaved individual demand functions, which can be used in profit-maximisation exercises yielding a unique price equilibrium and closed-form solutions.

The model's novelty lies also in its application to any fixed number of firms and attributes. Market structure is purely endogenous; I assume no transportation costs, and no line (Hotelling, 1929), circle (Salop, 1979), or spoke (Chen and Riordan, 2007); no matching (Perloff and Salop, 1985); no consumer information heterogeneity or captivity (Varian, 1980; Butters, 1977); and no capacity constraints (Levitan and Shubik, 1972).

In a multi-product monopoly setting for a single attribute, I find that monopoly profits depend only on the length/norm of the attribute vector, its intensity, not how it's distributed across goods. With the same norm, a monopolist is indifferent between one all-encompassing product, a vertically differentiated ladder of goods, or many homogeneous products. If instead the monopoly determines more than one attribute, the paper shows an orientation incentive: monopoly profits rise when the different attribute vectors become more aligned. In the optimum, the attribute vectors are parallel. There is no incentive towards horizontal differentiation except in latent attributes not controlled by the monopolist. The intensities of each attribute are shown to nonetheless depend on a ratio, of the marginal utility each attribute yields to consumers over the contribution of said attribute to product competition. Greater attribute marginal costs and price sensitivity lower the intensity itself.

In a multiple single-product firms setting, I consider two possible equilibria: attribute exclusivity, where each attribute belongs to exactly one firm and only one firm gets to load on said attribute; and attribute non-exclusivity where firms all load on the same attributes identically (i.e. a symmetric equilibrium). In all cases, I show that agents load on their attributes exactly as derived by the ratio of marginal utility to marginal contribution to competition. However, while under attribute exclusivity the intensities are identical to those imprinted by the multi-product monopoly setting for multiple attributes, under non-exclusivity the optimal overall intensity must be solved numerically - though we prove said solution is unique under the same conditions which make positive-intensity equilibria possible in the other settings.

Attribute intensity is shown to be always higher under monopoly than under single-product competition. However, most surprisingly, I show through a simple simulation of model primitives that, with endogenous product design, the monopoly regime generates higher consumer surplus than the competitive regime. This is because monopoly's greater investment in attributes is effectively translated into a greater investment into quality.

2 Literature review

There is a relatively long tradition in microeconomic theory of approximating product competition via some measure of closeness in a product space. Early models endogenise horizontal differentiation via location choice, be it over a line, a circle, or most recently, a spoke (Hotelling, 1929; D’Aspremont, Gabszewicz, and Thisse, 1979; Salop, 1979; Chen and Riordan, 2007). In subsequent models of vertical competition (e.g. Spence, 1975; Shaked & Sutton, 1982), quality choice is the measure instead; a utility function uni-dimensional parameter that raises consumers’ willingness to pay and (usually) marginal or fixed costs, and along which a firm locates optimally.

Fewer papers have explored both horizontal and vertical differentiation simultaneously. Economides (1993) considers a model with one horizontal characteristic and one vertical characteristic with firms distributed over a Salop (1979) circle. Gabszewicz and Wauthy (2012) introduce vertical differentiation onto a Hotelling (1929) line by shifting consumer density across the line. The model in the present paper attempts to generalise these efforts, allowing for multi-dimensional attribute choice on both the extensive and intensive side, for any number of firms and goods.

Defining product utility as a function of its characteristics is not a recent phenomenon either. Lancaster (1966) pioneered this approach, whereby a product is defined as a vector whose dimensions reflect different abstract characteristics, and consumers have preferences defined over said characteristics, purchasing products given their respective attribute "basket". More recently, characteristics-based models have begun to incorporate measures of competitive pressure defined as a function of the similarity between product pairs in a product characteristics space. In industrial organisation research, the most common such measure is cosine similarity.

The first known usage of cosine similarity in Economics appears to be in Allen (1957). However, its introduction to Industrial Organisation is far more recent. Hoberg and Phillips (2016) take advantage of text-based measures of product similarity to identify competitors. They target a subset of firms/goods, define them over a set of descriptives identified via textual analysis of 10-K filings by US public firms, and compute the cosine similarity between these sets. They assume this cosine similarity approximates the cosine similarity between the goods’ real attributes; this approach is thereby said to situate these goods in a multi-dimensional product space. In this space, the cosine similarity defines the angle between two goods, with said angle assumed to negatively correlate with degree of competitive pressure. More recently, Pellegrino (2024) applies this measure to markup estimation in a quasi-linear quadratic utility model, and Voelkening (2025) exploits the same model for studying attribute choice in a single-product duopoly setting.

Cosine similarity however faces issues which limit its applicability in a more generalised model. As a measure of competitive pressure, it lacks a micro-foundation, ascribes equal weights to all characteristics regardless of their importance to consumers, only accounts for observed characteristics (exogenously chosen by the researcher), and does not account for

the overlapping information these may contain for defining a given product. Mathematically, it also yields a poorly behaved demand Jacobian in an equilibrium where product attributes are endogenously chosen (Voelkening, 2025). To address these issues, the present paper introduces a general measure of product competition based on product characteristics, which nests cosine similarity, and provides the necessary mathematical tractability to allow for multi-dimensional attribute choice across any number of firms and goods.

3 Model preliminaries

Quasi-linear quadratic utility is a local second-order approximation to any well-behaved utility function (more on this in Rodrigues, 2025). In quasi-linear quadratic utility models (QQUM), a representative consumer's utility maximisation problem is given by:

$$\max_{\mathbf{q}} U(\mathbf{q}) = \mathbf{q}'\boldsymbol{\delta} - \frac{1}{2}\mathbf{q}'\Sigma\mathbf{q} + q_0 \quad \text{s.t.} \quad \mathbf{q}'\mathbf{p} + q_0 \leq \textit{Income}$$

Let \mathcal{N} be the set of all differentiated goods $n = 1, \dots, N$ said consumer optimises its consumption over, with \mathbf{q} the $N \times 1$ vector of consumption per good. $\boldsymbol{\delta}$ is a strictly positive $N \times 1$ vector of initial product utilities. The representative consumer draws utility from each product both directly and via interaction effects across those it purchases. These interaction effects between products are defined by a $N \times N$ sparse matrix Σ . The off-diagonal entries of the matrix may have any sign. q_0 is the numeraire.

The properties of the QQUM are well-understood.¹ The absolute value of the Hessian of the utility function, Σ , must be positive definite, as to satisfy strict concavity, downward-sloping demand, and (under additional conditions) dominant own-price effects. The model assumes no income effects, but none should be expected for a local approximation. The representative consumer objective function can be re-written as follows:

$$\mathcal{L}(\mathbf{q}) = \mathbf{q}'(\boldsymbol{\delta} + \phi\mathbf{p}) - \frac{1}{2}\mathbf{q}'\Sigma\mathbf{q} + q_0$$

The (negative) term ϕ maps price sensitivity/marginal utility of income. Initial marginal utilities are assumed to be positive, i.e., $\boldsymbol{\delta} + \phi\mathbf{p} > 0$.

One of the most appealing features of QQUM is its ability to generate linear demand systems that remain tractable even when a market consists of a very large number of differentiated goods. Quasi-linearity allows the derived demands to depend solely on the vector of prices (without assumptions about market size or income effects) and the interactions among goods, as captured by an interaction matrix. In effect, the QQUM yields linear demand functions of the following form:

$$\mathbf{q} = \Sigma^{-1}(\boldsymbol{\delta} + \phi\mathbf{p})$$

with price elasticity proportional to the inverse of the interactions matrix:

¹See Amir, Erickson, and Jin (2017) and Choné and Linnemer (2020) for an exhaustive treatment.

$$\frac{\partial \log(q_a)}{\partial \log(p_b)} = \phi\{\Sigma^{-1}\}_{ab}, \quad \forall a, b \in \mathcal{K} \quad (1)$$

This linear structure can be particularly useful when it is desirable to solve for closed-form equilibrium outcomes (e.g. for intuition, or due to computational efficiency gains). The inversion of the matrix Σ is the only nontrivial computational step, and standard linear algebra techniques and software can efficiently handle high-dimensional product spaces and sparse positive definite matrices. The model imposes no artificial category boundaries between goods. This is in contrast to alternative specifications where the aggregation over many goods may require additional restrictions which may lack microeconomic justification. The Σ matrix can also accommodate rich patterns of substitution and complementarity among a large number of products.

Throughout the rest of the paper, we rely additionally on the optimal price, equilibrium quantity, and equilibrium level of profits in two instances: where firms set prices individually, and where a single multi-product monopolist does so. For good-level price-setting, the derivations of the FOCS yield the following optimal outcomes:

$$\mathbf{p}^* = -\frac{1}{\phi}(\Omega^{-1} + \Sigma^{-1})^{-1}\Sigma^{-1}\boldsymbol{\delta} \quad \mathbf{q}(\mathbf{p}^*) = \Omega^{-1}(\Omega^{-1} + \Sigma^{-1})^{-1}\Sigma^{-1}\boldsymbol{\delta} \quad \boldsymbol{\pi}^* = \mathbf{p}^* \odot \mathbf{q}(\mathbf{p}^*)$$

for Ω the diagonal of Σ . For monopolist price-setting:

$$\mathbf{p}^* = -\frac{1}{2\phi}\boldsymbol{\delta} \quad \mathbf{q}(\mathbf{p}^*) = \frac{1}{2}\Sigma^{-1}\boldsymbol{\delta} \quad \boldsymbol{\Pi}^* = -\frac{1}{4\phi}\boldsymbol{\delta}'\Sigma^{-1}\boldsymbol{\delta}$$

4 Attribute-based measure of product competition

In what follows, I propose a general attribute-based measure of product competition.

First, we need to distinguish *product characteristics* from *product attributes*. Assume that product utility has the following linear structure: $\boldsymbol{\delta}_{N \times 1} = X_{N \times K}\boldsymbol{\beta}_{K \times 1} + \mathbf{v}_{K \times 1}$, for $X = [\mathbf{x}_1 \dots \mathbf{x}_K]$ a N by K matrix whose elements determine how much of a given characteristic k good n has; $\boldsymbol{\beta}$ a strictly positive vector of the representative consumer's preference weights towards each observable characteristic; and \mathbf{v} an independent, identically distributed, mean zero, unit variance, unobserved error, pertaining to demand shocks and latent product characteristics.

Via a QR factorisation of X (see, e.g., Golub & van Loan, 1983), we can write $\boldsymbol{\delta} = X\boldsymbol{\beta} + \mathbf{v} = ZR\boldsymbol{\beta} + \mathbf{v} = Z\tilde{\boldsymbol{\beta}} + \mathbf{v}$, for $Z \in \mathbb{R}^{N \times K}$ an orthonormal matrix, $R \in \mathbb{R}^{K \times K}$ an upper-triangular matrix, and $\tilde{\boldsymbol{\beta}} \in \mathbb{R}^{K \times 1}$ an orthogonally-corrected vector of preference weights towards each observable characteristic.

If two product characteristics are highly correlated, say, e.g., size and weight, it may not be adequate to consider them the relevant units of optimisation for a profit-maximising firm

or utility-maximising consumer. Instead, consumers effectively compare the set of goods on those two characteristics simultaneously, and so do the firms. In other words, the true variable of interest will be an underlying *principal component* which drives both, along with an additional component in case of imperfect correlation.

In this sense, the matrix Z is the matrix of *attributes* pertaining to each good, re-organising the observed X into orthonormal components which contain the true independent drivers of X , and represent the underlying structure of product utility. Any attempts to model endogenous choice of product characteristics must necessarily rely on Z ; modelling X instead would not allow for independent choice per variable in X . The matrix R on the other hand is kept constant, as it is a mechanical mapping; it pertains to the specific meaning of each characteristic. It may alternatively be thought of as technological or institutional rigidity: the physical relationship between mass and volume for a given material, or regulatory measurement definitions for size.²

Let us return to Σ . We do not observe it directly in reality, but it is common to believe it to be at least partially a function of the range of product characteristics X within the market that Σ defines. With only this assumption, how far can we go in defining the properties of said matrix?

Let $Q = [Z \ Z_{\perp}]$, an orthonormal basis composed of Z and its orthogonal complement Z_{\perp} . Orthogonal complements span the vector space outside the range of a given matrix; i.e. Z_{\perp} spans the set of all vectors that are orthogonal to every vector in Z . For Σ a full-rank matrix, our assertion that it is partially a function of Z implies that the remaining variation is represented by coordinates in Z_{\perp} .

Let $\hat{\Sigma} = E(\Sigma|X)$ and:

$$\tilde{\Sigma} = Q\hat{\Sigma}Q'$$

The $\tilde{\Sigma}$ matrix is $\hat{\Sigma}$ but expressed in the Q -basis. Being symmetric, any $\tilde{\Sigma}$ can be written as a block matrix with the following structure:

$$\tilde{\Sigma} = Q\hat{\Sigma}Q' = \begin{bmatrix} A & B \\ B' & C \end{bmatrix}$$

with $A = A' \in \mathbb{R}^{K \times K}$, $B \in \mathbb{R}^{K \times N-K}$, and $C = C' \in \mathbb{R}^{(N-K) \times (N-K)}$. This follows from the fact that $\tilde{\Sigma}$ maintains the symmetry properties of $\hat{\Sigma}$.

Now, without any information outside the span of Z , i.e. in $\text{span}(Z_{\perp})$, we may wish to remain agnostic about what is an appropriate approximation for that portion of Σ . To formalise that ignorance, we may require that $\tilde{\Sigma}$ be invariant to orthogonal transformations

²It is entirely possible that technological developments make matrix R variable in the long-term, though this is outside the scope of this paper.

acting only on the complement subspace. In other words, we adjust $\tilde{\Sigma}$ so that it is isotropic outside the span of Z . Isotropy can be defined as follows:

$$\begin{bmatrix} I_K & 0 \\ 0 & R \end{bmatrix} \tilde{\Sigma} \begin{bmatrix} I_K & 0 \\ 0 & R \end{bmatrix} = \tilde{\Sigma}$$

for $R \in \mathbb{R}^{(N-K) \times (N-K)}$. This is attractive because any misspecification in the unobserved component $\text{span}(Z_\perp)$ will be less likely to dominate $\hat{\Sigma}$ if all possibilities within that component are treated in the same way. From before, we have:

$$\begin{bmatrix} I_K & 0 \\ 0 & R \end{bmatrix} \begin{bmatrix} A & B \\ B' & C \end{bmatrix} \begin{bmatrix} I_K & 0 \\ 0 & R \end{bmatrix} = \begin{bmatrix} A & BR' \\ RB' & RCR' \end{bmatrix}$$

we may only have isotropy outside $\text{span}(Z)$ if (i) $BR' = B$ and (ii) $RCR' = C$. Take e.g. $R = -I$. Then $BR' = B(-I) = -B$. In other words, a non-zero matrix B is a contradiction: $B = 0$. It is similarly straightforward to show that $C = \rho I$ by first demonstrating that it must be diagonal (or else a reflection matrix can flip the sign of any off-diagonal coordinate and break the equality) and all its diagonal elements must be identical (or else a permutation matrix can change the order of the rows/columns and break the equality).

With $B = 0$ and $C = \rho I$, restate $\tilde{\Sigma} = Q\hat{\Sigma}Q'$ in terms of $\hat{\Sigma}$:

$$\hat{\Sigma} = Q'\tilde{\Sigma}Q = Q' \begin{bmatrix} A & 0 \\ 0 & \rho I \end{bmatrix} Q = ZAZ' + \rho(I - ZZ')$$

This can be re-written as $\hat{\Sigma} = \rho I + Z\tilde{A}Z'$, for $\tilde{A} = A - \rho I$. We can go a little further. As a symmetric matrix, we can write $\tilde{A} = U\Gamma U'$. At last, we may write:

$$\hat{\Sigma} = ZAZ' + \rho(I - ZZ') = ZU\Gamma(UZ')' + \rho I = S\Gamma S' + \rho I = \sum_{k=1}^K \gamma_k \mathbf{s}_k \mathbf{s}_k' + \rho I$$

It is trivial to see that matrix $S = ZU$ is also an orthonormal matrix. It is also in $\text{span}(Z) = \text{span}(X)$. Effectively, S is simply a re-statement of Z in a new orthonormal basis of the same span. In other words, it is just another representation for the *attributes* of the goods in the market. We may think of economic agents optimising their objective functions given S the same way we have done for Z . In this sense, γ_k , $\forall k$ are measures of the relative contribution of differentiation in attribute \mathbf{s}_k in determining price effects between goods. The matrix $\hat{\Sigma}$ is therefore divided between a baseline idiosyncratic differentiation ρI and a term measuring competition explainable from observable attributes firms can control.

This form has multiple remarkable features that make it useful both to study the theoretical implications of assuming the relevance of product characteristics for competition, but also for empirical estimation.³ We will get to these shortly. While S is not generally observable to the researcher - only Z is, via X - we will proceed with it on the assumption

³An equivalent approach applied to Σ^{-1} directly instead, while possible for the same intuition, provides none of these benefits.

firms can act on S , if not explicitly at least indirectly.

A bit of house-cleaning before we continue. I wrote earlier that we may re-write $X\beta = ZR\beta = Z\tilde{\beta}$. Can we re-write this as a function of S ? Yes! There is always a \mathbf{b} such that $Z\tilde{\beta} = ZU\mathbf{b} \Leftrightarrow Z(\tilde{\beta} - U\mathbf{b}) = 0$ if U is invertible; then $\mathbf{b} = U^{-1}\tilde{\beta}$. This will be the case if A , from which U is derived, is symmetric, which it is by construction. Then U , as an orthogonal matrix of A 's eigenvectors, is invertible, and we may re-write $\delta = S\mathbf{b} + \mathbf{v}$, for $S = ZU$. This will help us later. Note that we may always assume $\mathbf{b} > 0$ - this is possible by flipping the sign of any given column of U , which we may always do in this paper without loss of generality as eigenvectors are determined only up to sign. Such an assumption is nonetheless unnecessary for any of the proofs or findings in this paper. Note also that Σ is positive definite if and only if $\rho + \gamma_K > 0$. I assume $\gamma_k > 0, \forall k \in \mathcal{K}$ to be the case throughout this paper - positive definiteness will be automatic if at least one column exists.

Before we move further, it may be of interest to consider the following: what if we have Σ but not X ? Just as we can produce a positive definite matrix approximately from assuming it is partially a function of X using X 's orthogonal representation, we can take advantage of the spectral decomposition of a known measure of competition to produce the relevant attributes which drive said competition. Note:

$$\Sigma = \sum_{i=1}^N \lambda_i \mathbf{u}_i \mathbf{u}_i', \quad \lambda_1 \geq \lambda_2 \geq \dots \geq \lambda_N > 0$$

For an $N \times N$ matrix Σ , we can write:

$$\begin{aligned} \Sigma &= \sum_{n=1}^N \lambda_n \mathbf{u}_n \mathbf{u}_n' \\ &= \sum_{n=1}^N (\lambda_n - \rho) \mathbf{u}_n \mathbf{u}_n' + \sum_{i=1}^N \rho \cdot \mathbf{u}_i \mathbf{u}_i' \\ &= \sum_{n=1}^N \gamma_n \mathbf{u}_n \mathbf{u}_n' + \rho I_N \end{aligned}$$

for $\gamma_n = \lambda_n - \rho, \forall n = 1, \dots, N$. The \mathbf{u} here effectively operate as \mathbf{s} in the earlier specification. To keep the assumption of $\gamma_n > 0, \forall n$, however, the above equation will only be approximately true; if $\exists \lambda_k : \lambda_k < \rho$, then we effectively set $\lambda_k = \rho$. This will nonetheless be at least as good as in the case where we have X but not Σ , where some of the attributes for which $\gamma > 0$ may not be observed. In what follows, let $\rho = 1$ for simplicity.

Lastly, note the following: it turns out that our $\hat{\Sigma}$ measure is proportional to the second (raw) moment of δ , $E(\delta\delta')$:

$$\mathbb{E}(\delta\delta') = \mathbb{E}(S\mathbf{b}\mathbf{b}'S') + \mathbb{E}(\mathbf{v}\mathbf{v}') = \sum_{k=1}^K \gamma_k \mathbf{s}_k \mathbf{s}_k' + I_N$$

for $\gamma_k = b_k^2$. In this sense, $\gamma_k, \forall k$ can be framed within a representative consumer setup as a measure of dispersion in mean utility from attribute k along the consumer population. Notably, $E(\boldsymbol{\delta}\boldsymbol{\delta}')$ is positive definite if and only if $1 + \gamma_k > 0, \forall k$. In general, I assume $\gamma_k \neq b_k^2$. Nonetheless, setting $\gamma_k = b_k^2$ has very useful mathematical implications, and we return to it latter.

5 Optimal product design

Let us briefly introduce a mathematical property which will drive many of the results of this model. In matrix algebra, the Sherman–Morrison–Woodbury formula formalises the following equality:

$$\Sigma^{-1} = (I_N + \sum_{k=1}^K \gamma_k \mathbf{s}_k \mathbf{s}_k')^{-1} = (I + S \Gamma S')^{-1} = I - S(\Gamma^{-1} + S' S)^{-1} S'$$

Now, if S is only a single column, or if the columns of S indeed remain orthonormal endogenously in equilibrium, we can re-write this formula as:

$$\Sigma^{-1} = I - \sum_{k=1}^K \frac{\gamma_k}{1 + \gamma_k \|\mathbf{s}_k\|^2} \mathbf{s}_k \mathbf{s}_k' = I - \sum_{k=1}^K \frac{\gamma_k}{1 + \gamma_k} \mathbf{s}_k \mathbf{s}_k'$$

The second equality applies only for orthonormality; if $K = 1$ and there is no orthonormality the norm remains. However, we use the first formula instead for optimisation, where orthonormality may not hold; this is because we have not assumed orthonormality as an economic constraint, but rather for representation purposes. The columns of S may start orthonormal, but they are not assumed to remain so. Going forward, whether orthogonality and normality show up it is as a result of optimisation.

5.1 Monopoly pricing

5.1.1 One-attribute case

The simplest example is that of a multi-product monopolist optimising over a single attribute ($K = 1$). The Sherman–Morrison–Woodbury formula for the 1-factor case simplifies:

$$\Sigma^{-1} = I_N - \frac{\gamma \mathbf{s} \mathbf{s}'}{1 + \gamma \|\mathbf{s}\|^2}$$

Define $\boldsymbol{\delta} = \beta \mathbf{x} = (\beta \|\mathbf{x}\|) \mathbf{z} = b \mathbf{s}$. In this case, $\mathbf{z} = \pm \mathbf{s}$ as $\mathbf{z} \tilde{\beta} = \mathbf{z} u b \Leftrightarrow b = \frac{1}{u} \tilde{\beta}$ and $\|\mathbf{u}\| = |u| = 1$ necessarily as it must be orthonormal.

Plugging this into the formula for equilibrium level of profits and defining $\boldsymbol{\delta} = b \mathbf{s}$ (which for optimisation purposes is without loss of generality⁴):

⁴In general, when writing $\mathbb{E}\Pi$ all terms related to \mathbf{v} can be dropped out. We can see this from

$$\begin{aligned}
\mathbb{E}\Pi &= \left(-\frac{1}{4\phi}\right)\boldsymbol{\delta}'\Sigma^{-1}\boldsymbol{\delta} \\
&= \left(-\frac{1}{4\phi}\right)b^2\mathbf{s}'\left(I_N - \frac{\gamma\mathbf{s}\mathbf{s}'}{1 + \gamma\|\mathbf{s}\|^2}\right)\mathbf{s} \\
&= \left(-\frac{1}{4\phi}\right)\frac{b^2\|\mathbf{s}\|^2}{1 + \gamma\|\mathbf{s}\|^2}
\end{aligned}$$

Notice how, in this context, $\mathbb{E}\Pi$ is shown to be dependent solely on the length of \mathbf{s} . In other words, for a multi-product monopolist whose goods have a single characteristic, the composition of said characteristic across the goods is not important. It is equally aggregate-profit-maximising for the monopolist to sell (i) a single all-encompassing good n ($\mathbf{s} = \|\mathbf{s}\|\mathbf{e}_n$), (ii) a set of goods vertically differentiated in the set of attributes firms can control (e.g. $\mathbf{s} = \|\mathbf{s}\|\sqrt{6/(N(N+1)(2N+1))} \cdot [N \ N-1 \ \dots \ 1]'$), or (iii) a range of fully-homogenous goods within the same set of attributes ($\mathbf{s} = \|\mathbf{s}\|/\sqrt{N} \cdot \mathbf{1}$).

To determine the optimal level of $\|\mathbf{s}\|$ to allocate the goods, assume that quadratic costs in attribute vector length $\frac{1}{2}c\|\mathbf{s}\|^2$ must be expended; otherwise the expected profit function is a strictly increasing function over its entire domain. Then, it can be shown that:

$$\|\mathbf{s}\|^* = \arg \max_{\|\mathbf{s}\|} \mathbb{E}\Pi = \begin{cases} \sqrt{\frac{\sqrt{-b^2/(2c\phi)-1}}{\gamma}} & \text{if } c < -b^2/2\phi \\ 0 & \text{otherwise} \end{cases}$$

5.1.2 Multi-attribute case

Let us now consider the multi-attribute case. Turns out, it can be proved that in this setting the monopolist faces an orientation incentive to keep said vectors parallel to each other, and $\mathbf{s}_1\|\mathbf{s}_2\| \dots \|\mathbf{s}_K$ is aggregate-profit-maximising.

Consider the pair of attributes \mathbf{s}_i and \mathbf{s}_j . Assume $\|\mathbf{s}_i\|^2 = d$ and $\|\mathbf{s}_j\|^2 = f$. By the Cauchy-Schwarz inequality, $\mathbf{s}_i'\mathbf{s}_j \leq \sqrt{df}$ with equality only attainable if $\mathbf{s}_i \parallel \mathbf{s}_j$. We will show that monopoly profits are maximised at the equality, which will allow us to operate in the one-factor form of the Sherman-Morrison-Woodbury formula to complete our proof.

Let us then consider how a change in $\mathbf{s}_i'\mathbf{s}_j$, for any pair of attributes i, j affects profits. To achieve this without affecting any other attribute pair (including those which relate to either of these attributes), we consider shifts that are orthogonal to all other pairs. We can do this by varying the pair along the 2-D plane that is orthogonal to the span of the remaining vectors, setting:

$\mathbb{E}\Pi = \alpha\boldsymbol{\delta}'\Sigma^{-1}\boldsymbol{\delta} = \alpha(X\boldsymbol{\beta})'\Sigma^{-1}(X\boldsymbol{\beta}) + 2\alpha(X\boldsymbol{\beta})'\Sigma^{-1}\mathbf{v} + \alpha\mathbf{v}'\Sigma^{-1}\mathbf{v}$. The term in the middle drops out due to $\mathbb{E}\mathbf{v} = 0$. The second term is constant in S : $\mathbb{E}(\mathbf{v}'\Sigma^{-1}\mathbf{v}|X) = \mathbb{E}(\text{tr}(\mathbf{v}'\Sigma^{-1}\mathbf{v})|X) = \mathbb{E}(\text{tr}(\Sigma^{-1}\mathbf{v}\mathbf{v}')|X) = \text{tr}(\Sigma^{-1}\mathbb{E}(\mathbf{v}\mathbf{v}')|X)$; our unit variance assumption (we may allow this up to a constant, only homoskedasticity is required) together with $\mathbb{E}\mathbf{v} = 0$ implies $\text{tr}(\Sigma^{-1}\mathbb{E}(\mathbf{v}\mathbf{v}')|X) = \text{tr}(\Sigma^{-1}) = \sum_{k=1}^K 1/\gamma_k$, which is independent from S . This term can therefore also be ignored in the optimisation.

$$\mathbf{s}_i = \sqrt{d}\mathbf{e}_i \quad \mathbf{s}_j = \sqrt{f}(\cos \theta \mathbf{e}_j + \sin \theta \mathbf{e}_i), \quad \theta \in [0, \frac{\pi}{2}]$$

We can organise any pair of \mathbf{s} in this form as (i) their multiplication remains the same - we have only rearranged what part of $\mathbf{s}'_i \mathbf{s}_j$ stays on which side, in the same way that e.g. $12 = 2 \times 6 = 3 \times 4$ - and (ii) it does not affect any other attribute pair. The first point can be generalised by noting that any $\mathbf{s}'_i \mathbf{s}_j$ can be re-written as a function of the maximum value it may take (\sqrt{df} in this case) and a parameter θ :

$$\mathbf{s}'_i \mathbf{s}_j = \sqrt{df} \sin \theta \in [0, \sqrt{df}]$$

The split into \mathbf{s}_i and \mathbf{s}_j , with \mathbf{e}_i and \mathbf{e}_j follows. To see the second point, that such representation followed by optimisation via rotation in θ affects no other attribute pair, note the following. For any $k \neq i, j$, we have $\mathbf{s}_k \perp \mathbf{e}_i$ and $\mathbf{s}_k \perp \mathbf{e}_j$, as all \mathbf{s} are representationally orthogonal to each other prior to optimisation. Since $\mathbf{s}_i(\theta)$ and $\mathbf{s}_j(\theta)$ lies in the plane spanned by \mathbf{e}_i and \mathbf{e}_j , we have:

$$\mathbf{s}'_k \mathbf{s}_i(\theta) = \mathbf{s}'_k(\sqrt{d}\mathbf{e}_i) = 0 \quad \mathbf{s}'_k \mathbf{s}_j(\theta) = \sqrt{f}(\cos \theta \mathbf{s}'_k \mathbf{e}_j + \sin \theta \mathbf{s}'_k \mathbf{e}_i) = 0, \quad \forall k \neq i, j$$

In respect of partial differentiation, we can thus allow $\mathbf{s}'_i \mathbf{s}_j$ to vary, while every other pair stays at zero. This means that $\Gamma^{-1} + S'S$ remains block diagonal in what is relevant for optimisation. If we place i and j as the first columns S :

$$\Gamma^{-1} + S'S = \begin{bmatrix} A & 0 \\ 0 & C \end{bmatrix}, \quad A = \begin{bmatrix} \frac{1}{\gamma_i} + \|\mathbf{s}_i\|^2 & \mathbf{s}'_i \mathbf{s}_j \\ \mathbf{s}'_i \mathbf{s}_j & \frac{1}{\gamma_j} + \|\mathbf{s}_j\|^2 \end{bmatrix} \quad C = \begin{bmatrix} \frac{1}{\gamma_3} + \|\mathbf{s}_3\|^2 & 0 & \cdots & 0 \\ 0 & 0 & \cdots & 0 \\ \vdots & \vdots & \ddots & \vdots \\ 0 & 0 & \cdots & \frac{1}{\gamma_N} + \|\mathbf{s}_N\|^2 \end{bmatrix}$$

This means:

$$(\Gamma^{-1} + S'S)^{-1} = \begin{bmatrix} A^{-1} & 0 \\ 0 & C^{-1} \end{bmatrix} \quad \text{for} \quad A^{-1} = \frac{1}{\Delta} \begin{bmatrix} \frac{1}{\gamma_j} + \|\mathbf{s}_j\|^2 & -\mathbf{s}'_i \mathbf{s}_j \\ -\mathbf{s}'_i \mathbf{s}_j & \frac{1}{\gamma_i} + \|\mathbf{s}_i\|^2 \end{bmatrix}$$

for $\Delta = (1/\gamma_i + d)(1/\gamma_j + f) - (\mathbf{s}'_i \mathbf{s}_j)^2$. Since we have that $\mathbf{s}'_i \mathbf{s}_j$ is at most \sqrt{df} , Δ is strictly positive. From here, it can be shown that both $\boldsymbol{\delta}' \boldsymbol{\delta}$ and $S\mathbf{b}$ are separable in all expressions including either the norms of each attribute or $\mathbf{s}'_i \mathbf{s}_j$, meaning that we can partial out their contribution to $\mathbb{E}\Pi$:

$$\mathbb{E}\Pi_{\{i,j\}} = \frac{b_i^2[f/\gamma_i + d(1/\gamma_i + 1)] + b_j^2[d/\gamma_j + f(1/\gamma_j + 1)] + 2b_i b_j(1/\gamma_i + 1/\gamma_j + 1)\mathbf{s}'_i \mathbf{s}_j + (b_i \gamma_j + b_j \gamma_i)(\mathbf{s}'_i \mathbf{s}_j)^2}{\Delta} \quad (2)$$

Differentiating this expression relative to $\mathbf{s}'_1 \mathbf{s}_2$, varying the portion of the term orthogonal to all other pairs:

$$\frac{\partial \mathbb{E}\Pi_{\{i,j\}}}{\partial (\mathbf{s}'_i \mathbf{s}_j)} = \frac{2\mathbf{s}'_i \mathbf{s}_j [b_i^2 \gamma_j + b_j^2 \gamma_i] + 2b_i b_j (1/\gamma_i + 1/\gamma_j + 1) [(1/\gamma_i + d)(1/\gamma_j + f) - (\mathbf{s}'_i \mathbf{s}_j)^2]}{\Delta^2}$$

With all elements of the derivative positive, we can therefore conclude that $\frac{\partial \mathbb{E}\Pi_{\{i,j\}}}{\partial (\mathbf{s}'_i \mathbf{s}_j)} > 0$ for all positive values of $\mathbf{s}'_i \mathbf{s}_j$.

Thus, $\mathbf{s}'_i \mathbf{s}_j = \sqrt{df}$ must be the optimal - profit rises strictly with alignment, i.e. with moving two attribute vectors closer in direction. As written above, by the Cauchy-Schwarz inequality, $\mathbf{s}'_i \mathbf{s}_j \leq \sqrt{df}$ with equality only attainable if $\mathbf{s}_i \parallel \mathbf{s}_j$. Repeating this argument pairwise for every pair of attributes shows that any global maximiser must satisfy $\mathbf{s}_1 \parallel \mathbf{s}_2 \parallel \dots \parallel \mathbf{s}_K$.

How does this relate to our earlier point on norms and equilibrium derived from orthogonality? Based on the parallelism of the \mathbf{s} vectors, allow every $\mathbf{s}_k = r_k \mathbf{y}$, for r_k a scalar and \mathbf{y} the common factor, $\|\mathbf{y}\| = 1, r_k > 0$; e.g., $\mathbf{s}_i = d\mathbf{y}$ and $\mathbf{s}_j = f\mathbf{y}$. This effectively reduces the multi-factor case to:

$$\Sigma^{-1} = I - \frac{\sum_{k=1}^K (\gamma_k r_k)^2}{1 + \sum_{k=1}^K (\gamma_k r_k^2)} \mathbf{y} \mathbf{y}'$$

and

$$\mathbb{E}\Pi = \left(-\frac{1}{4\phi}\right) \frac{\sum_{k=1}^K (b_k r_k)^2}{1 + \sum_{k=1}^K (\gamma_k r_k^2)} = \left(-\frac{1}{4\phi}\right) \frac{(\mathbf{b}' \mathbf{r})^2}{1 + \mathbf{r}' \Gamma \mathbf{r}}$$

This is equivalent to our 1-factor case, with $\sum_{k=1}^K (\gamma_k r_k^2)$ fulfilling the role that γ fulfilled in the 1-factor case. As written above, it is then equally aggregate-profit-maximising for the monopolist to sell (i) a single all-encompassing good n ($\mathbf{y} = \mathbf{e}_n$), (ii) a vertically-differentiated set of goods in the set of observed attributes (e.g. $\mathbf{y} = \sqrt{6/(N(N+1)(2N+1))} \cdot [N \ N - 1 \ \dots \ 1]'$), or (iii) a range of homogenous goods in the set of observable attributes ($\mathbf{y} = 1/\sqrt{N} \cdot \mathbf{1}$). For as long as $\|\mathbf{y}\| = 1$, aggregate profit is maximised independently by every \mathbf{r} .

The only relevant choice variables are thus $r_k, \forall k$, the norm of each vector. What is the optimal \mathbf{r} ? Without loss of dimensionality, let us write $\hat{r}_k = \sqrt{\gamma_k} r_k$ and $\hat{b}_k = \frac{1}{\sqrt{\gamma_k}} b_k, \forall k = 1, \dots, K$. Also, let there be a quadratic cost function as before: $\frac{c}{2} \|\mathbf{r}\|^2 = \sum_k \frac{c_k}{2} \hat{r}_k^2 = \hat{\mathbf{r}}' C \hat{\mathbf{r}}$, where we can use $\sum_k \|\mathbf{s}_k\|^2 = \sum_k r_k^2 \|\mathbf{y}\|^2 = \|\mathbf{r}\|^2$ and $c_k = \frac{1}{\gamma_k} c, \forall k$, such that $C = c\Gamma$.⁵ Then, we have, for $\hat{\mathbf{r}} = t\mathbf{d}$, with $t = \|\hat{\mathbf{r}}\| = \|\gamma^{1/2} \mathbf{r}\|$ and $\|\mathbf{d}\| = 1$:

$$\mathbb{E}\Pi = \left(-\frac{1}{4\phi}\right) \frac{(\hat{\mathbf{b}}' \hat{\mathbf{r}})^2}{1 + \hat{\mathbf{r}}' \hat{\mathbf{r}}} - \frac{1}{2} \hat{\mathbf{r}}' C \hat{\mathbf{r}} = \left(-\frac{1}{4\phi}\right) \frac{t^2 (\hat{\mathbf{b}}' \mathbf{d})^2}{1 + t^2} - \frac{1}{2} t^2 \mathbf{d}' C \mathbf{d}$$

Via Cauchy-Schwartz, $(\hat{\mathbf{b}}' \mathbf{d})^2 \leq (\hat{\mathbf{b}}' C^{-1} \hat{\mathbf{b}})(\mathbf{d}' C \mathbf{d})$, holding with equality if $\mathbf{d} \parallel C^{-1} \hat{\mathbf{b}}$. This is key, as we can show that it maximises $\mathbb{E}\Pi$:

⁵This means we could also assume differing marginal costs across product attributes, and without loss of generality have not done so.

$$\begin{aligned}
\mathbb{E}\Pi &\leq \left(-\frac{1}{4\phi}\right) \frac{t^2(\hat{\mathbf{b}}'C^{-1}\hat{\mathbf{b}})(\mathbf{d}'C\mathbf{d})}{1+t^2} - \frac{1}{2}t^2\mathbf{d}'C\mathbf{d} \\
&= \left(\left(-\frac{1}{4\phi}\right) \frac{t^2(\hat{\mathbf{b}}'C^{-1}\hat{\mathbf{b}})}{1+t^2} - \frac{1}{2}t^2\right) \mathbf{d}'C\mathbf{d} \\
&\propto \left(\left(-\frac{1}{4\phi}\right) \frac{t^2(\hat{\mathbf{b}}'C^{-1}\hat{\mathbf{b}})}{1+t^2} - \frac{1}{2}t^2\right) \hat{\mathbf{b}}C^{-1}\hat{\mathbf{b}}
\end{aligned}$$

which is independent of \mathbf{d} , such that the expression has a zero gradient in that variable. In other words, for any fixed t :

$$\mathbf{d}^* = \frac{C^{-1}\hat{\mathbf{b}}}{\|C^{-1}\hat{\mathbf{b}}\|} = \frac{\Gamma^{-1}(\frac{1}{\sqrt{\gamma}} \circ \mathbf{b})}{\|\Gamma^{-1}(\frac{1}{\sqrt{\gamma}} \circ \mathbf{b})\|} = \frac{\Gamma^{-3/2}\mathbf{b}}{\|\Gamma^{-3/2}\mathbf{b}\|}$$

The equality (=) here is replaced with proportionality (\propto) if we do not assume $\mathbf{b} > 0$ - the optimum is identified only up to a sign. It can be shown that this is the global optimum (up to a sign) if $t^* \neq 0$.

What about t ? We can show that $t^* = \sqrt{\max\{0, \sqrt{-(1/(2c\phi)) \sum_k b_k^2} - 1\}}$. Working from the above, we can plug in \mathbf{d}^* and perform the derivative of the resulting function in t^2 , obtaining:

$$-\frac{(1/4c\phi) \sum_k (b_k^2/\gamma_k)}{(1+t^2)^2} = \frac{1}{2} \Leftrightarrow t^{2*} = \sqrt{-(1/(2c\phi)) \sum_k (b_k^2/\gamma_k) - 1} \geq 0$$

Note that $t^* > 0$ is only possible if $c < -\sum_k (b_k^2/\gamma_k)/2\phi$, otherwise we must have $t^* = 0$ to satisfy the condition.

Overall, attributes are doing two things: change utility δ and reshape competition via Σ^{-1} . Horizontal differentiation via differences in attribute level per good introduces additional dimensions along which goods compete in Σ without a real benefit to δ . If product characteristics enter additively into the utility function, they are equally desirable across goods, such that no meaningful incentive to deviate in one good relative to another exists. Differentiation therefore solely raises business stealing effects, unhelpful for a multi-product monopolist.

It should be said: vertical differentiation and homogeneity here are not of the same kind as we are used to: what is shown above is that a monopolist, when given the chance, will opt to minimise any horizontal differentiation that it controls. Yet we have assumed that there is an unobserved error term, related to unobserved characteristics. This error, through I , still drives some residual degree of vertical differentiation.

5.2 Single-product firm pricing

Now consider N single-product firms, one good per firm, each with up to K attributes. Each firm sets its own price. From earlier, at the unique price equilibrium

$$\mathbf{p}^* = -\frac{1}{\phi}(\Omega^{-1} + \Sigma^{-1})^{-1}\Sigma^{-1}\boldsymbol{\delta} \quad \mathbf{q}(\mathbf{p}^*) = \Omega^{-1}(\Omega^{-1} + \Sigma^{-1})^{-1}\Sigma^{-1}\boldsymbol{\delta}$$

for Ω the diagonal of Σ . This setting is far more complex than that stated above: no closed-form solution S^* exists. In what follows, I consider two extreme equilibria: the case where (i) all firms choose to optimise only over exclusive attributes (asymmetric equilibrium); and (ii) where attributes are non-exclusive but the all firms choose the same attributes (symmetric equilibrium). Lastly, I simulate numerical solutions for S and study the resulting equilibria; I show that all equilibria found this way match the symmetric equilibrium in attribute orientation across goods, and differ only in attribute intensity per good, confirming our general finding that firms optimally pursue vertical differentiation in controllable product attributes.

5.2.1 Attribute exclusivity

Exclusivity means each attribute K is set by (and loads on) exactly one firm n :

$$\mathbf{s}_k = r_{nk}\mathbf{e}_n$$

Define \mathcal{A}_n as the set of all attributes exclusive to n . This allows the following simplification:

$$\Sigma = I_N + \text{diag}\left(\sum_{k \in \mathcal{A}_1} \gamma_k r_{1k}^2, \dots, \sum_{k \in \mathcal{A}_N} \gamma_k r_{Nk}^2\right)$$

By construction, we have $\delta_n = \sum_{k \in \mathcal{A}_n} b_k r_{nk}$, $\forall n$. Plugging the diagonal Σ into the demand function and then calculating optimal prices gives, for each firm n :

$$q_n^* = \frac{\delta_n}{2(1 + \sum_{k \in \mathcal{A}_n} \gamma_k r_{nk}^2)}$$

$$p_n^* = -\frac{1}{2\phi}\delta = -\frac{1 + \sum_{k \in \mathcal{A}_n} \gamma_k r_{nk}^2}{\phi} q_n^*$$

Hence the stage-1 problem decouples by firm:

$$\max_{\{r_{nk}\}_{k \in \mathcal{A}_n} \geq 0} -\frac{1}{\phi}\left(1 + \sum_{k \in \mathcal{A}_n} \gamma_k r_{nk}^2\right) \left(\frac{\sum_{k \in \mathcal{A}_n} b_k r_{nk}}{2(1 + \sum_{k \in \mathcal{A}_n} \gamma_k r_{nk}^2)}\right)^2 - \frac{c}{2} \sum_{k \in \mathcal{A}_n} r_{nk}^2$$

Quadratic costs are included here as $r^* \rightarrow \infty$ otherwise. As we did in the previous section, note we may re-write the objective function:

$$\max_{\{\hat{r}_{nk}\}_{k \in \mathcal{A}_n} \geq 0} -\frac{1}{4\phi} \frac{(\sum_{k \in \mathcal{A}_n} \hat{b}_k \hat{r}_{nk})^2}{(1 + \sum_{k \in \mathcal{A}_n} \hat{r}_{nk}^2)} - \frac{1}{2} \hat{\mathbf{r}}' C \hat{\mathbf{r}}$$

Abusing notation, let $\hat{\mathbf{r}}_n = t\mathbf{d}$, for $t = \|\hat{\mathbf{r}}_n\| = \|\gamma^{1/2}\mathbf{r}_n\|$ and $\|\mathbf{d}\| = 1$, these referring only to the space where $k \in \mathcal{A}_n$, $\forall n$. We obtain:

$$\mathbb{E}\Pi = -\frac{1}{4\phi} \frac{(\hat{\mathbf{b}}'\hat{\mathbf{r}}_n)^2}{(1 + \hat{\mathbf{r}}_n'\hat{\mathbf{r}}_n)} - \frac{1}{2}t^2\mathbf{d}'C\mathbf{d} = -\frac{1}{4\phi} \frac{t^2(\hat{\mathbf{b}}'\mathbf{d})^2}{(1 + t^2)} - \frac{1}{2}t^2\mathbf{d}'C\mathbf{d}$$

Note how, once again with Cauchy-Schwartz, $(\hat{\mathbf{b}}'\mathbf{d})^2 \leq (\hat{\mathbf{b}}'C^{-1}\hat{\mathbf{b}})(\mathbf{d}'C\mathbf{d})$, holding with equality if $\mathbf{d} \parallel C^{-1}\hat{\mathbf{b}}$. It thus follows that, in rehashing the same approach as in the previous section, the optimal \mathbf{d} is as follows:

$$\mathbf{d}^* = \frac{\Gamma^{-3/2}\mathbf{b}}{\|\Gamma^{-3/2}\mathbf{b}\|}$$

This is once again the global optimum (up to a sign) if $t^* \neq 0$.

What about t ? We can show once more that $t^* = \sqrt{\max\{0, \sqrt{-(1/(2c\phi)) \sum_k (b_k^2/\gamma_k)} - 1\}}$. As before, we can plug in \mathbf{d}^* and perform the derivative of the resulting function in t^2 , obtaining:

$$-\frac{(1/(4c\phi)) \sum_k (b_k^2/\gamma_k)}{(1 + t^2)^2} = \frac{1}{2} \Leftrightarrow t^{2*} = \sqrt{-(1/(2c\phi)) \sum_k (b_k^2/\gamma_k)} - 1$$

Once again, note that $t^* > 0$ is only possible if $c < -\sum_k (b_k^2/\gamma_k)/2\phi$, otherwise we must have $t^* = 0$ to satisfy the condition.

The intuition behind this result is relatively straightforward. If firms optimise only over exclusive attributes, we have a diagonal Σ - goods are independent and there are no cross-price effects. Since each firm's design problem only affects product utility and demand slope, firms distribute their products attributes symmetrically following the same orientation rule as we saw in the monopoly case.

5.2.2 Attribute non-exclusivity

With non-exclusivity, any firm may load any attribute K . Many of the simplifications that have been made possible by either product exclusivity or joint ownership are no longer available to us. Instead, we take advantage of the symmetry of the firms.

Assume a symmetric candidate equilibrium in which all firms choose the same attribute vector:

$$\mathbf{s}_n = \mathbf{r} \in \mathbb{R}^K, \forall n \quad S = \mathbf{1}\mathbf{r}'$$

Using Sherman–Morrison–Woodbury:

$$\Sigma = I + S\Gamma^{-1}S' = I + \hat{S}\hat{S}' = I + (\mathbf{1}\hat{\mathbf{r}}')(\mathbf{1}\hat{\mathbf{r}}')' = I + \sum_{k=1}^K \hat{r}_k^2 \mathbf{1}\mathbf{1}'$$

We can go further. By the Sherman–Morrison–Woodbury formula for the 1-factor case:

$$\Sigma^{-1} = I - \frac{\sum_{k=1}^K \hat{r}_k^2}{1 + N \sum_{k=1}^K \hat{r}_k^2} \mathbf{1}\mathbf{1}'$$

with $\Omega = (1 - \frac{\sum_{k=1}^K \hat{r}_k^2}{1 + N \sum_{k=1}^K \hat{r}_k^2})I$ the diagonal of Σ . We can then write the optimal price and demand functions:

$$q_n^* = \left(1 - \frac{\sum_{k=1}^K \hat{r}_k^2}{1 + N \sum_{k=1}^K \hat{r}_k^2}\right) \frac{\sum_{k=1}^K \hat{b}_k \hat{r}_k}{2 + \sum_{k=1}^K \hat{r}_k^2 (N-1)} = \left(\frac{1 + (N-1) \sum_{k=1}^K \hat{r}_k^2}{1 + N \sum_{k=1}^K \hat{r}_k^2}\right) \frac{\sum_{k=1}^K \hat{b}_k \hat{r}_k}{2 + \sum_{k=1}^K \hat{r}_k^2 (N-1)}$$

$$p_n^* = -\frac{1}{\phi} \frac{\sum_{k=1}^K \hat{b}_k \hat{r}_k}{2 + \sum_{k=1}^K \hat{r}_k^2 (N-1)} = -\frac{1}{\phi} \left(\frac{1 + N \sum_{k=1}^K \hat{r}_k^2}{1 + (N-1) \sum_{k=1}^K \hat{r}_k^2}\right) q_n^* = -\frac{1}{\phi} \left(\frac{1 + N \sum_{k=1}^K \hat{r}_k^2}{1 + (N-1) \sum_{k=1}^K \hat{r}_k^2}\right) q_n^*$$

The profit of a given firm n at the symmetric equilibrium is thus:

$$\pi_n^* = -\frac{1}{\phi} \left[\left(\frac{1 + (N-1) \sum_{k=1}^K \hat{r}_k^2}{1 + N \sum_{k=1}^K \hat{r}_k^2} \right) \frac{1}{(2 + \sum_{k=1}^K \hat{r}_k^2 (N-1))^2} \right] \left(\sum_{k=1}^K \hat{b}_k \hat{r}_k \right)^2 - \frac{c_k}{2} \sum_{k=1}^K \hat{r}_k^2$$

which we can re-write into the firm's objective function:

$$\max_{\{\hat{r}_{nk}\}_{k \geq 0}} -\frac{1}{\phi} \left[\left(\frac{1 + (N-1) \|\hat{\mathbf{r}}\|^2}{1 + N \|\hat{\mathbf{r}}\|^2} \right) \frac{1}{(2 + \|\hat{\mathbf{r}}\|^2 (N-1))^2} \right] \left(\hat{\mathbf{b}}_k \hat{\mathbf{r}}_k \right)^2 - \frac{1}{2} \hat{\mathbf{r}}_k' C \hat{\mathbf{r}}_k$$

This happens to be precisely the structure we need to bring the Cauchy-Schwarz inequality once again, which by following the above approach where $\mathbf{r}_n = t\mathbf{d}$, for $t = \|\hat{\mathbf{r}}_n\| = \|\gamma^{o1/2} \mathbf{r}_n\|$ and $\|\mathbf{d}\| = 1$, we get:

$$\mathbf{d}^* = \frac{\Gamma^{-3/2} \mathbf{b}}{\|\Gamma^{-3/2} \mathbf{b}\|}$$

However, it turns out that in this setting there is no closed-form solution for t^* - the optimal value must be found numerically. Naturally, this requires that we prove a unique optimal value for \mathbf{t}^* exists, which we do as follows.

The FOC for t^{2*} is:

$$-\frac{1}{c\phi} \sum_k (b_k^2/\gamma_k) \frac{3(N-1)t^{2*} + 2 - N(N-1)t^{6*}}{(1 + Nt^{2*})^2 [2 + (N-1)t^{2*}]^3} = \frac{1}{2}$$

We can show that (i) the LHS denominator is always positive for any non-negative t^{2*} ; (ii) at $t^{2*} = 0$ the numerator is positive ($= 2$), such that the full LHS is positive, giving us a condition for existence of at least one equilibrium: $-\frac{1}{2\phi} \sum_k (b_k^2/\gamma_k) > c$. For $t^{2*} \rightarrow \infty$, note the following:

$$\begin{aligned}
& -\frac{1}{c\phi} \sum_k (b_k^2/\gamma_k) \frac{3(N-1)t^{2*} + 2 - N(N-1)^2 t^{6*}}{(1 + Nt^{2*})^2 [2 + (N-1)t^{2*}]^3} \\
& \approx -\frac{1}{c\phi} \sum_k (b_k^2/\gamma_k) \frac{-N(N-1)^2 t^{6*}}{N^2(N-1)^3 t^{10*}} \\
& = -\frac{1}{c\phi} \sum_k (b_k^2/\gamma_k) \frac{-1}{N(N-1)t^{4*}}
\end{aligned}$$

This means that the LHS tends to zero from below as $t^{2*} \rightarrow \infty$. The LHS must cross zero at least once over $(0, \infty)$ for this be possible.

Focus on the numerator of the LHS. First derivative: $3(N-1) - 3N(N-1)^2 t^{4*}$. Second derivative: $-6N(N-1)^2 t^{2*} < 0, \forall t^{2*} > 0$. The first derivative evaluated at $t^{2*} = 0$ equals $3(N-1) > 0$, suggesting that the function starts increasing from a positive value at 0. The first derivative is 0 at $t^{2*} = \frac{1}{\sqrt{N(N-1)}} > 0$. Since the second derivative is everywhere negative, the stationary point is therefore a strict local maximum. As $t^{2*} \rightarrow \infty$, the numerator goes to $-\infty$, because the cubic term is negative.

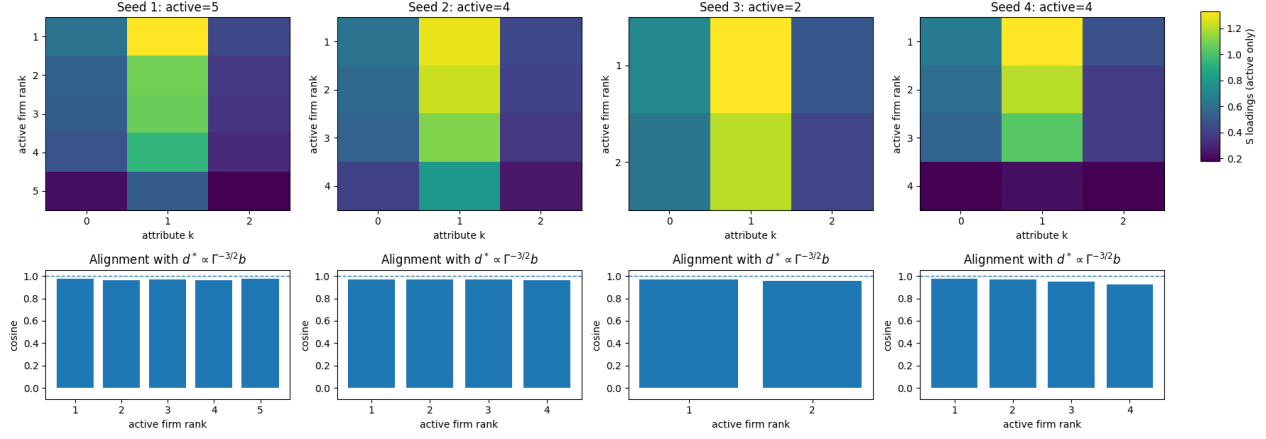
In summary: the LHS increases from $t^{2*} = 0$ at 2. It increases to a single stationary point; it then strictly decreases, the full LHS becomes negative, before fizzling to zero from below as $t^{2*} \rightarrow \infty$. Under $-\frac{1}{2\phi} \sum_k (b_k^2/\gamma_k) > c$, we have a unique t^{2*} that satisfies this equality. This happens to be the same condition necessary for equilibrium in the monopoly setting.

5.2.3 On the existence of multiple equilibria

Beyond the symmetry scenario above, we cannot express alternative equilibria easily, as no general closed-form solution for these exists. To overcome this limitation, firm best-response functions are simulated and optimised numerically. I adjust for corner solutions (as $\mathbf{p}, \mathbf{q} \geq 0$) by repeatedly computing implied quantities from the linear demand system and then updating each firm's price using its single-firm best response, while enforcing a shutdown rule whenever the implied intercept for its demand becomes non-positive. Firms that end up with zero sales are removed from the market and the pricing equilibrium is recomputed on the remaining active firms; this is repeated until the set of active firms no longer changes. Equilibrium is approximated: holding rivals' designs fixed, each firm locally improves its own design by taking a small number of finite-difference gradient-ascent steps on its objective. The algorithm iterates over firms and repeats until designs stop changing.

Below, a graph illustrates these results in a setting with 6 firms determining their optimal attribute orientations across a selection of 4 different simulated initial conditions. Heatmap colours refer to attribute vector intensity; alignment is measured via cosine between attribute vector orientation and $\Gamma^{-3/2}\mathbf{b}$. I find that, despite the existence of multiple local equilibria, the equilibria found via this approach all coalesce around a symmetric attribute orientation, with the attribute profile matching the orientation rule found above. This strongly suggests

the equilibrium defined above is unique in orientation (if not in intensity or which firms end up exiting the market).



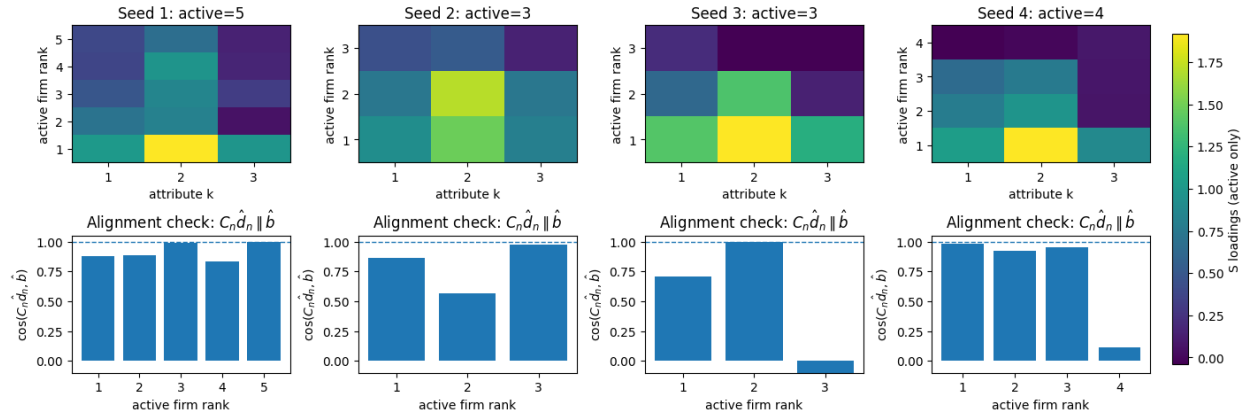
5.2.4 On heterogeneous marginal attribute costs

Note that both the attribute orientation and intensity rules demonstrated above can account for varying marginal costs in attribute choice across firms. Allowing for heterogeneity in c across attributes changes neither the orientation of intensity rules, behaving as a weight on γ_k . Allowing for heterogeneity in c over both attributes and goods yields the same result *if* marginal costs are defined as a firm-specific scalar multiplied with an attribute-specific scalar.

If, more generally, we allow marginal attribute costs to differ over both attributes and goods *without assuming multiplicative separability*, however, equilibrium attribute symmetry breaks. Numerical assessments suggest a tendency towards an adjusted orientation rule:

$$\mathbf{d}^* \| C^{-1} \hat{\mathbf{b}} \Leftrightarrow C \mathbf{d}^* \| \hat{\mathbf{b}} \Leftrightarrow C_n \mathbf{d}_n^* \| \hat{\mathbf{b}} \Leftrightarrow \mathbf{d}_n^* \| C_n^{-1} \hat{\mathbf{b}}, \forall n$$

However, as can be seen below, clear alternative asymmetric equilibria also arise:

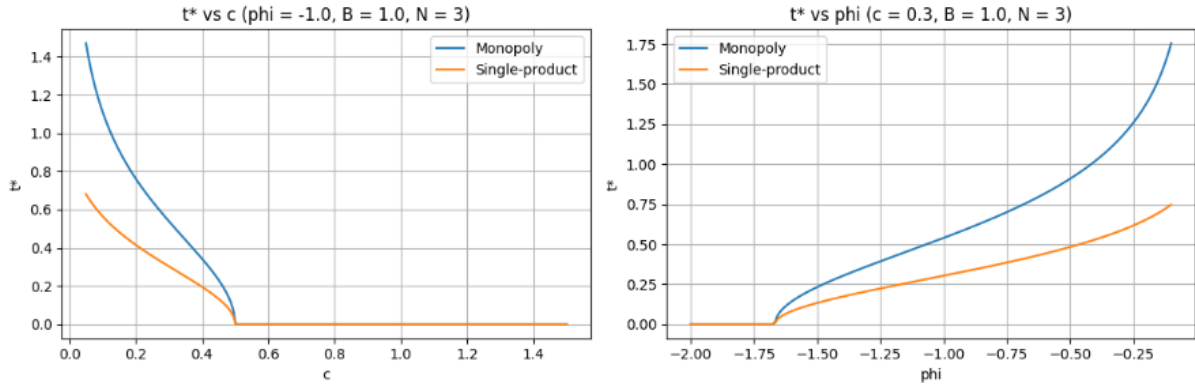


These appear to be primarily low-intensity, single-attribute equilibria, especially loaded on attributes set at relatively low intensities by other firms. The low-intensity nature of

these equilibria nonetheless seems to imply a relatively low economic significance. In other words, the existing attribute orientation rules are informative even in this setting, though with some important exceptions.

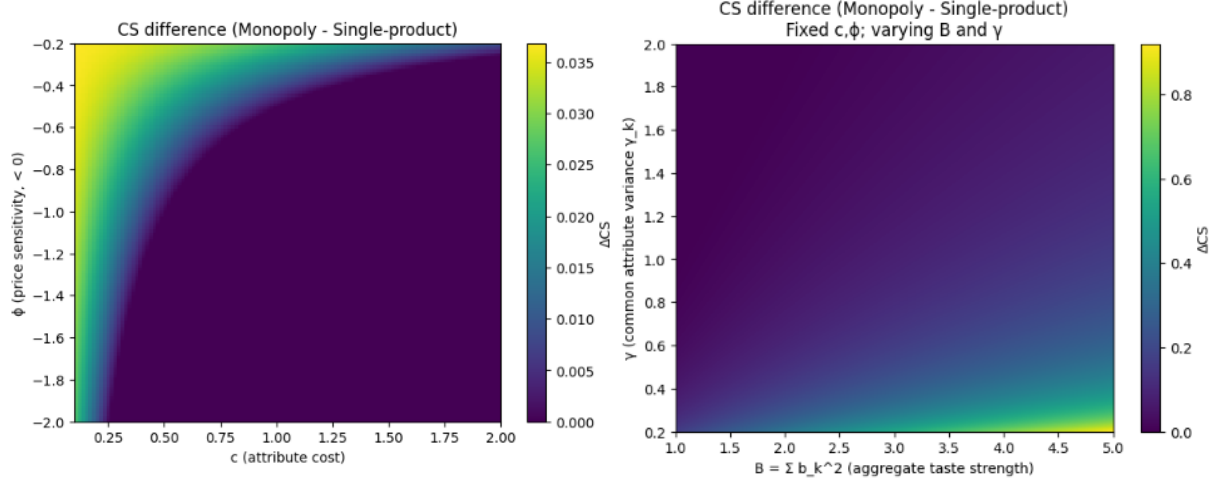
6 Market structure, product quality, and welfare

Given the attributes of the goods under monopoly vs single-product firms are virtually identical, one may wish to learn which setting yields greater t^* , and therefore the greater quality of goods, over the relevant variables. For simplicity, consider a plot comparing the numerical solution to attribute intensity in the single-product firms setting under the symmetric equilibrium versus the closed-form solution under monopoly.



This shows t^* is always greater under monopoly than under symmetric single-product firms. Why? Raising attribute intensity raises product quality but increases competitive pressure on other goods along that attribute. A monopoly is able to internalise that business stealing effect while benefiting more from market expansion. Greater competition in the single-product firms setting limits the ability of said firms to fully capture the extra value created (as defined by lower markups).

What about welfare? The graphs below allow a bird's eye view, where we let some specific parameters of the model vary to understand how they affect the difference in surplus yielded by the monopoly vs single-product firm setting. Turns out, allowing for endogenous product design, the monopoly setting yields (weakly) greater consumer surplus.



The gain in gross utility from monopoly's higher attribute investment outweighs the loss from higher prices.

A few remarks are in order regarding the numerical exercises above. For all simulations, after re-scaling by $\Gamma^{-1/2}$, the attribute vector is restricted to lie in the one-dimensional span of $\Gamma^{-3/2}\mathbf{b}$, so that along any path we can write $\boldsymbol{\delta} = t\sqrt{B}\mathbf{y}$ and $\Sigma(t) = I + t^2\mathbf{y}\mathbf{y}'$ with $|\mathbf{y}| = 1$ and $B \equiv \sum_k b_k^2$. For the comparative-statics in (c, ϕ) I fix $B = 1$ and $N = 3$, and numerically solve the single-product first-order condition for $u = t^2$ whenever the interior condition $B/[c(-\phi)] > 2$ holds, taking $t^* = 0$ otherwise; the monopoly t^* is computed from its closed-form expression under the same (c, ϕ, B) . In the consumer-surplus plots with (c, ϕ) on the axes, I then evaluate welfare as $W = \frac{1}{2}(\boldsymbol{\delta} + \phi\mathbf{p})'\Sigma^{-1}(\boldsymbol{\delta} + \phi\mathbf{p})$ using the corresponding equilibrium (\mathbf{p}^*, t^*) in each regime. In the (B, γ) plot I assume a common attribute variance $\gamma_k = \gamma$ for all k , so only the effective combination B/γ matters; I vary B and γ over the ranges shown, keep $c = 0.5$, $\phi = -1$ and $N = 3$, and feed $B_{\text{eff}} = B/\gamma$ into the same t^* and welfare formulas.

7 Extension: estimating latent U

Throughout the paper, we have worked with $S = ZU$. We have claimed that both are observable despite the fact U is in general not. In this section, I break down how we may minimally parameterise U such that it can be estimated via econometric methods.⁶ Note that for any orthogonal $U \in \mathbb{R}^{K \times K}$,

$$SS' = (ZU)(ZU)'$$

When we wish to express that some directions in $\text{span}(X)$ are more important for competition, we may rotate Z within the span by a matrix $U(\boldsymbol{\theta})$ and apply direction weights.

In this section, I propose the following specification for $U(\boldsymbol{\theta})$:

⁶One such econometric method for continuous demand systems is treated in depth in Rodrigues (2025).

$$U(\boldsymbol{\theta}) = \prod_{0 \leq i < j \leq K} G(i, j, \theta_{ij})$$

for $G(i, j, \theta_{ij})$ a Givens rotation (Golub and van Loan, 1983, p.240):

$$G(i, j, \theta_{ij}) = \begin{bmatrix} 1 & \cdots & 0 & \cdots & 0 & \cdots & 0 \\ \vdots & \cdots & \vdots & \cdots & \vdots & \cdots & \vdots \\ 0 & \cdots & \cos(\theta_{ij}) & \cdots & \sin(\theta_{ij}) & \cdots & 0 \\ \vdots & \cdots & \vdots & \cdots & \vdots & \cdots & \vdots \\ 0 & \cdots & -\sin(\theta_{ij}) & \cdots & \cos(\theta_{ij}) & \cdots & 0 \\ \vdots & \cdots & \vdots & \cdots & \vdots & \cdots & \vdots \\ 0 & \cdots & 0 & \cdots & 0 & \cdots & 1 \end{bmatrix}$$

with non- $\{0, 1\}$ elements where the rows i and j (self-)intersect. A Givens rotation turns two coordinates and leaves all the others unchanged. For example, for a 2-by-2 $U(\boldsymbol{\theta})$, if $\mathbf{y} = U(\boldsymbol{\theta})'\mathbf{x}$, the \mathbf{y} is obtained by rotating \mathbf{x} counter clockwise through an angle θ_{ij} .

We can confirm $G(i, j, \theta_{ij})$ is orthogonal: $G'G = I$; $\det(G) = 1$; and $G(i, j, \theta_{ij})^{-1} = G(i, j, -\theta_{ij})$. Furthermore, Givens rotations' flexibility allows us to, by chaining a small number of such two-coordinate rotations, get a rotation along multiple coordinates at once. Each factor uses a chosen coordinate pair (i, j) and one angle θ_{ij} .

If $Z = [\mathbf{z}_1, \dots, \mathbf{z}_K]$ has orthonormal columns (a basis for the span of X), we can turn those directions by $U(\boldsymbol{\theta})$:

$$S = ZU(\boldsymbol{\theta}) = [\mathbf{s}_1, \dots, \mathbf{s}_K]$$

and then proceed as we have so far. Because $U(\boldsymbol{\theta})$ is orthogonal, the \mathbf{s}_k remain orthonormal.

There are a few caveats. Firstly, note that the order of the multiplication in $U(\boldsymbol{\theta})$ matters: $G(i, k, \theta_{ik})G(i, j, \theta_{ij}) \neq G(i, j, \theta_{ij})G(i, k, \theta_{ik})$, $\forall i, j, k$, so they do not commute. For empirical estimation of our model, however, this does not matter. The $\boldsymbol{\theta}$ -parameters are meant only to provide the necessary fit for how our product characteristics X enter the inverse of the demand system's interaction effects matrix through $f(\cdot)$. Secondly, the total number of parameters to estimate can be relatively large. For a given matrix X of product characteristics, by QR decomposition we get $X = ZR$. If we restrict Z to only the first few components, as in PCA, then for K the number of components there are up to $\frac{K(K-1)}{2}$ $\boldsymbol{\theta}$ -parameters to estimate. Nonetheless, this still compares favourably to e.g. the random coefficients (mixed) logit, even without accounting for the added simulation requirements of that model. It depends on the number of attributes, not of goods.

With $U(\boldsymbol{\theta})$ defined via Givens rotations, our regression equation is well-behaved in the $\boldsymbol{\theta}$ parameters. Let:

$$M(\boldsymbol{\theta}) = I + \sum_{k=1}^K \gamma_k \mathbf{s}_k(\boldsymbol{\theta}) \mathbf{s}_k(\boldsymbol{\theta})'$$

Then:

$$M^{-1}(\boldsymbol{\theta}) = I - \sum_{k=1}^K \alpha_k \mathbf{s}_k(\boldsymbol{\theta}) \mathbf{s}_k(\boldsymbol{\theta})'$$

via orthonormality in the columns of S and the Sherman-Woodbury formula, with $\alpha_k = \frac{\gamma_k}{1+\gamma_k} \in [0, 1)$ and $\gamma_p \neq \gamma_q, \forall p, q$. I will prove well-behavedness in $M^{-1}(\boldsymbol{\theta})$ without loss of generality, allowing researchers to choose whichever alternative works best for their empirical specification.

Assume, via a Givens rotation in their 2D span, that only the pair $(\mathbf{s}_p(\theta), \mathbf{s}_q(\theta))$ depends on θ :

$$[\mathbf{s}_p(\theta) \ \mathbf{s}_q(\theta)] = [\mathbf{s}_p \ \mathbf{s}_q] R(\theta) \quad R(\theta) = \begin{bmatrix} \cos \theta & -\sin \theta \\ \sin \theta & \cos \theta \end{bmatrix}.$$

All other \mathbf{s}_k are fixed.

Write the components of any vector \mathbf{w} in this orthonormal frame as $w = \sum_k w_k \mathbf{s}_k + \mathbf{w}_\perp$ with $w_k = \mathbf{s}_k' \mathbf{w}$ and $\mathbf{w}_\perp \perp \text{span}\{\mathbf{s}_1, \dots, \mathbf{s}_K\}$.

Let $\mathbf{v}, \mathbf{h} \in \mathbb{R}^N$ be given. Decompose $\mathbf{v} = \mathbf{v}_\perp + \sum_k v_k \mathbf{s}_k$, $\mathbf{h} = \mathbf{h}_\perp + \sum_k h_k \mathbf{s}_k$. Define $\beta_k = 1 - \alpha_k = \frac{1}{1+\lambda_k} > 0$, $\beta_s = \frac{\beta_p + \beta_q}{2}$, $\beta_d = \frac{\beta_p - \beta_q}{2}$, and the 2D vectors $\mathbf{v} = (v_p, v_q)'$, $\mathbf{h} = (h_p, h_q)'$.

Note that, necessarily:

$$\mathbf{h}_\perp = \mathbf{v}_\perp \quad h_j = \beta_j v_j \text{ for all } j \notin \{p, q\}$$

These are required because by definition $M(\boldsymbol{\theta})^{-1}$ acts as the identity on \mathbf{w}_\perp and as scaling by $\beta_j = 1 - \alpha_j$ along y_j for $j \notin \{p, q\}$.

With $Y(\theta) = [\mathbf{s}_p(\theta) \ \mathbf{s}_q(\theta)] = [\mathbf{s}_p \ \mathbf{s}_q] R(\theta)$ and $\text{diag}(\beta_p, \beta_q) = I - \text{diag}(\alpha_p, \alpha_q)$:

$$M(\theta)^{-1} \big|_{pq} = I_2 - R(\theta) \text{diag}(\alpha_p, \alpha_q) R(\theta)' = R(\theta) \text{diag}(\beta_p, \beta_q) R(\theta)'.$$

Expanding $R(\theta) \text{diag}(\beta_p, \beta_q) R(\theta)'$, for $\cos 2\theta = \cos^2 \theta - \sin^2 \theta$ and $\sin 2\theta = 2 \sin \theta \cos \theta$, we have:

$$\begin{aligned}
& R(\theta)\text{diag}(\beta_p, \beta_q)R(\theta)' \\
&= \begin{bmatrix} \beta_p \cos^2 \theta + \beta_q \sin^2 \theta & (\beta_p - \beta_q) \cos \theta \sin \theta \\ (\beta_p - \beta_q) \cos \theta \sin \theta & \beta_p \sin^2 \theta + \beta_q \cos^2 \theta \end{bmatrix} \\
&= \beta_s I + \beta_d \begin{bmatrix} \cos 2\theta & \sin 2\theta \\ \sin 2\theta & -\cos 2\theta \end{bmatrix}
\end{aligned}$$

such that $\mathbf{h}_2 = M(\theta)^{-1}|_{pq} v_2$ is equivalent to:

$$\mathbf{h} = \beta_s \mathbf{v} + \beta_d \begin{bmatrix} \cos(2\theta) & \sin(2\theta) \\ \sin(2\theta) & -\cos(2\theta) \end{bmatrix} \mathbf{v}$$

Let:

$$\mathbf{r} = \mathbf{h} - \beta_s \mathbf{v} \in \mathbb{R}^2 \quad J(\mathbf{v}) = \begin{bmatrix} v_p & v_q \\ -v_q & v_p \end{bmatrix} \quad T(\theta) = \begin{bmatrix} \cos 2\theta & \sin 2\theta \\ \sin 2\theta & -\cos 2\theta \end{bmatrix}$$

Note $J(\mathbf{v})[\cos 2\theta; \sin 2\theta]' = [\cos 2\theta v_p + \sin 2\theta v_q; -\cos 2\theta v_q + \sin 2\theta v_p]' = T(\theta)\mathbf{v}$. Therefore, the terms $\cos(2\theta)$ and $\sin(2\theta)$ are uniquely determined by the linear system:

$$\mathbf{r} = \beta_d J(\mathbf{v}) \begin{bmatrix} \cos(2\theta) \\ \sin(2\theta) \end{bmatrix}$$

Since $J(\mathbf{v})$ is invertible iff $\|\mathbf{v}\|_2 > 0$, with:

$$J(\mathbf{v})^{-1} = \frac{1}{\|\mathbf{v}\|_2^2} \begin{bmatrix} v_p & -v_q \\ v_q & v_p \end{bmatrix}$$

the exact (zero-residual) solution would require:

$$\begin{bmatrix} \cos(2\theta) \\ \sin(2\theta) \end{bmatrix} = \frac{1}{\beta_d \|\mathbf{v}\|_2^2} \begin{bmatrix} v_p & -v_q \\ v_q & v_p \end{bmatrix} \mathbf{r}$$

assuming $\beta_d \|\mathbf{v}\|_2^2 \neq 0$. The corresponding minimal LS residual is

$$\min_{\theta} \|\mathbf{r} - \beta_d J(\mathbf{v})[\cos 2\theta; \sin 2\theta]'\|_2 = \left| \|\mathbf{r}\|_2 - |\beta_d| \|\mathbf{v}\|_2 \right|$$

subject to $\|[\cos 2\theta, \sin 2\theta]\|_2 = 1$ as the solution is by definition in the unit circle.

Then a closed-form LS angle is obtained from the direction of $\frac{1}{\beta_d} J(\mathbf{v})^{-1} \mathbf{r} = [u_1 \ u_2]'$:

$$\hat{\theta} = \begin{cases} \frac{1}{2} \text{atan2}(u_2, u_1) & \text{if } \beta_d > 0 \\ \frac{1}{2} \text{atan2}(u_2, u_1) + \frac{\pi}{2} & \text{otherwise} \end{cases}$$

8 Extension: multiple representative consumers

Perhaps the most inflexible assumption made above is that there exists a single representative consumer. Let us now consider how the results change once we allow for multiple consumers. We first consider what point-identification requires, and then suggest lower and upper bounds for what multiple representative consumers implies for expected profits and consumer welfare.

We consider first the simplest case, that of multi-good monopoly with identical δ and S across representative consumers. Consumers differ only in Γ ; should both S and Γ remain the same, we would be back to the single representative consumer case regardless of δ . The assumption on S is the least restrictive which also allows a meaningful simplification of the problem. For as long as consumers differ not in *how* product characteristics matter but rather *how much*, this assumption is appropriate. For example, consumers likely agree on a given phone's characteristics - battery type, camera specs, screen size - as well as what they mean for the relevant dimensions of competition between phones - performance, camera quality, portability, speed; consumers disagree only on how much they care for, say, a fast phone instead of a durable one.

Without loss of generality, assume 2 representative consumers. The combined Hessian of the consumers is therefore:

$$\Sigma = I_N + \mu \left(\sum_{k=1}^K \gamma_{1k} \mathbf{s}_k \mathbf{s}_k' \right) + (1 - \mu) \left(\sum_{k=1}^K \gamma_{2k} \mathbf{s}_k \mathbf{s}_k' \right)$$

with inverse:

$$\Sigma^{-1} = I_N - S[\mu(\Gamma_1^{-1} + SS')^{-1} + (1 - \mu)(\Gamma_2^{-1} + SS')^{-1}]S'$$

The same trick we used earlier in the same setting, keeping orthonormality everywhere but in a pair of attributes and optimising over their angle, can also be used here. For $h = 1, 2$:

$$(\Gamma_h^{-1} + S'S)^{-1} = \begin{bmatrix} A_h^{-1} & 0 \\ 0 & C_h^{-1} \end{bmatrix} \quad \text{for} \quad A_h^{-1} = \frac{1}{\Delta_h} \begin{bmatrix} \frac{1}{\gamma_{hj}} + \|\mathbf{s}_j\|^2 & -\mathbf{s}_i' \mathbf{s}_j \\ -\mathbf{s}_i' \mathbf{s}_j & \frac{1}{\gamma_{hi}} + \|\mathbf{s}_i\|^2 \end{bmatrix}$$

for $\Delta = (1/\gamma_{hi} + d)(1/\gamma_{hj} + f) - (\mathbf{s}_i' \mathbf{s}_j)^2 > 0$ and C_h^{-1} extrapolated from above to all h . From here, we can write:

$$\Sigma^{-1} = I_N - [\mathbf{s}_i \ \mathbf{s}_j](\mu A_1^{-1} + (1 - \mu)A_2^{-1})[\mathbf{s}_i \ \mathbf{s}_j]' + S_{-(ij)}(\mu C_1^{-1} + (1 - \mu)C_2^{-1})S_{-(ij)}'$$

The term $S_{-(ij)}$ refers to S with the i th and j th columns removed. Note that the third term is constant in \mathbf{s}_i and \mathbf{s}_j . Without loss of generality, we can therefore focus on a two-attributes setting and study their angle, dropping that last term.

It can then be showed that, from (2), we can write the expected profit function of the monopoly as:

$$E\Pi_{\{ij\}} = \mu E\Pi_{\{ij\}}^1 + (1 - \mu) E\Pi_{\{ij\}}^2$$

If earlier we showed that profits were ever increasing in $\mathbf{s}'_1 \mathbf{s}_2$, the same applies for each consumer here. In other words, the presence of differing curvatures is insufficient for a monopoly to yield horizontal differentiation in observed characteristics.

When then can we expect that it does? We need both δ and Γ to differ across consumers simultaneously. If so, and proceeding as we have so far, we get the following expected profit function:

$$E\Pi = -\frac{1}{4\phi}(\mu\delta_1 + (1 - \mu)\delta_2)'(\mu\Sigma_1 + (1 - \mu)\Sigma_2)^{-1}(\mu\delta_1 + (1 - \mu)\delta_2)$$

Taking the derivative in $\mathbf{s}'_1 \mathbf{s}_2$:

$$\begin{aligned} \frac{\partial E\Pi_{\{ij\}}}{\partial(\mathbf{s}'_1 \mathbf{s}_2)} = & -\frac{1}{4\phi} \left[2 \left[\frac{\partial}{\partial \mathbf{s}'_1 \mathbf{s}_2} (\mu\Sigma_1^{-1}\delta_1 + (1 - \mu)\Sigma_2^{-1}\delta_2)' \right] \right. \\ & \left. - (\mu\Sigma_1^{-1}\delta_1 + (1 - \mu)\Sigma_2^{-1}\delta_2)'(\mu\Sigma_1 + (1 - \mu)\Sigma_2)^{-1} \left[\frac{\partial}{\partial(\mathbf{s}'_1 \mathbf{s}_2)} (\mu\Sigma_1 + (1 - \mu)\Sigma_2) \right] \right] \\ & (\mu\Sigma_1 + (1 - \mu)\Sigma_2)^{-1}(\mu\Sigma_1^{-1}\delta_1 + (1 - \mu)\Sigma_2^{-1}\delta_2) \end{aligned}$$

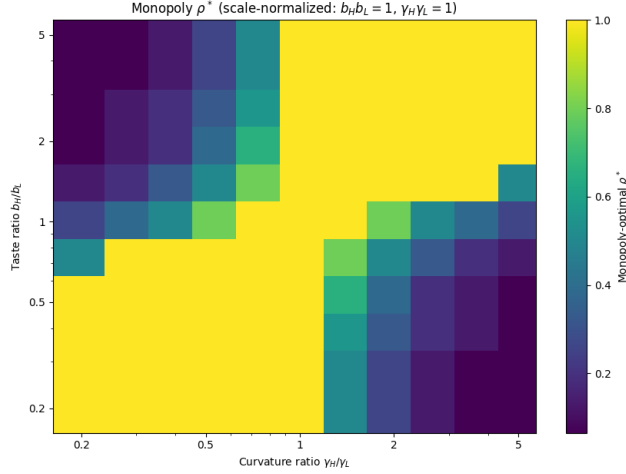
Unlike in our previous case, where the net effect could be shown to be positive, meaning that the product attributes should end up parallel, no such effect appears here. In other words, depending on whether a given setting is best suited for a multi-representative consumer interpretation or not, we may or may not have vertical differentiation in observed characteristics.

Computationally, we can see that there is no closed-form solution for determining the orientation. In fact, the same will be the case for selecting the magnitude. Simulation methods need to be employed to determine the optimal angle between two attributes across goods. The same can be shown for the single-product firms setting: adding up $\mathbf{q}_1^*(\Gamma_1, \delta_1) + \mathbf{q}_2^*(\Gamma_2, \delta_2)$ does not yield a unified demand function in an aggregate of the heterogeneous parameters when $\Gamma_1 \neq \Gamma_2$ and $\delta_1 \neq \delta_2$.

Consider instead the simplest possible setting: one multi-product monopolist, two representative consumers ($\mu = 1/2$), and determine whether the monopolist wants to (i) design two products, each tailored to a representative consumer; (ii) design two identical ones; or (iii) something in between. Assume there are two attributes the monopolist can choose over (i.e. S is a 2×2 matrix); representative consumer 1 has $\mathbf{b}_1 = (b_H, b_L)'$ and consumer 2 is swapped, $\mathbf{b}_2 = (b_L, b_H)'$; and:

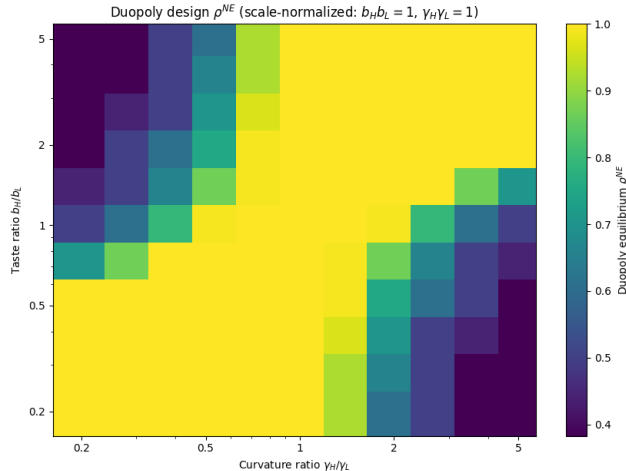
$$\Gamma_1 = \begin{bmatrix} \gamma_H & 0 \\ 0 & \gamma_L \end{bmatrix} \quad \Gamma_2 = \begin{bmatrix} \gamma_L & 0 \\ 0 & \gamma_H \end{bmatrix} \quad (3)$$

Lastly, fix intensities $\mathbf{s}_1 = \mathbf{s}_2 = 1$. Using the formulas above, we can express the equilibrium $\rho^* = \mathbf{s}'_1 \mathbf{s}_s \in [0, 1]$ for varying ratios of b_H/b_L and γ_H/γ_L . If $\rho^* = 1$, the conditions of the problem suggest that the monopolist decides to produce goods with equivalent attributes i.e. $\mathbf{s}_1 || \mathbf{s}_2$; for any $\rho^* < 1$, some degree of horizontal differentiation in observed attributes is optimal.



The clearest implication we can observe in this graph is that, for as long as each element in the diagonal of Γ is positively correlated with the corresponding element in \mathbf{b} across consumers, there is no incentive towards horizontal differentiation in observed attributes. This matches well with what we observed earlier, where optimal attribute targeting by both the multi-product monopolist and the single-product firms depended on a ratio between Γ and \mathbf{b} , i.e. $\Gamma^{-3/2} \mathbf{b}$. A special case we mentioned above, $E(\delta \delta')$, sets $\gamma_k = b_k^2, \forall k$. This happens to be the one setting that allows us to aggregate multiple representative consumers into a single one, with the vertical differentiation implications that have been shown throughout the paper. In that setting, it is globally optimal to set $\rho^* = 1$.

In fact, the same applies for the single-product firms setting under these conditions, represented in the graph below.



Despite there no longer being a single firm which internalises competitive effects, we see here once more how positive correlation between each element in the diagonal of Γ and the corresponding element in \mathbf{b} means that any attempt to deviate from greater competition in desirable attributes is rarely preferable to aligning with those attributes in greater demand, and positive correlation in both these benefits further coalesces optimal attribute choice along a single orientation.

It is also interesting to see that, for otherwise identical setups, horizontal differentiation is more likely in the multi-good monopoly. This appears to be the result of differentiation softening price competition while raising markups for both goods. This is internalised by the monopolist but less so by the single-product firms, which free-ride on the effort made by the other. Therefore, under duopoly, firms under-differentiate relative to what the monopolist does. By differentiating, the monopolist may also capture additional demand in features not already emphasized by its other good without losing the benefits of tailoring a good to the largest market. This reduced cannibalisation is not internalised by the single-product firms either.

In conclusion, multiple representative consumers may complicate the mathematics, but under sensible conditions do not change - they rather emphasize - the core findings of this paper.

9 References

- Allen, R. (1957). *Mathematical Economics*. Macmillan: London.
- Amir, R., Erickson, P., and Jin, J. (2017). On the microeconomic foundations of linear demand for differentiated products. *Journal of Economic Theory*, 169, 641-665.
- Butters, G. (1977). Equilibrium distributions of sales and advertising prices. *The Review of Economic Studies*, 44(3), 465–491.
- Chen, Y., and Riordan, M. (2007). Price and variety in the spokes model. *The Economic Journal*, 117(522), 897–921.
- Choné, P., and Linnemer, L. (2020). Linear demand systems for differentiated goods: Overview and user’s guide. *International Journal of Industrial Organization*, 73, 102663.
- d’Aspremont, C., Gabszewicz, J., and Thisse, J. (1979). On Hotelling’s “stability in competition”. *Econometrica*, 47(5), 1145–1150.
- Economides, N. (1993). Quality variations in the circular model of variety-differentiated products. *Regional Science and Urban Economics*, 23(2), 235-257.
- Gabszewicz, J., and Wauthy, X. (2012). Nesting horizontal and vertical differentiation.

Regional Science and Urban Economics, 42(6), 998-1002.

Golub, G., and van Loan, C. (1983). *Matrix computations*. Johns Hopkins University Press: Baltimore.

Hoberg, G., and Phillips, G. (2016). Text-Based Network Industries and Endogenous Product Differentiation. *Journal of Political Economy*, 124(5), 1423-1465.

Hotelling, H. (1929). Stability in competition. *The Economic Journal*, 39(153), 41-57.

Lancaster, K. (1966). A New Approach to Consumer Theory. *Journal of Political Economy*, 74(2), 132-157.

Levitan, R., and Shubik, M. (1972). Price duopoly and capacity constraints. *International Economic Review*, 13(1), 111-122.

Pellegrino, B. (2025). Product differentiation and oligopoly: A network approach. *American Economic Review*, 115(4), 1170-1225.

Perloff, J., and Salop, S. (1985). Equilibrium with product differentiation. *The Review of Economic Studies*, 52(1), 107-120.

Rodrigues, A. (2025). Consumer choice over shopping baskets: a linear demand approach. arXiv preprint arXiv:2511.11846.

Salop, S. (1979). Monopolistic competition with outside goods. *The Bell Journal of Economics*, 10(1), 141-156.

Shaked, A., and Sutton, J. (1982). Relaxing price competition through product differentiation. *The Review of Economic Studies*, 49(1), 3-13.

Spence, A. (1975). Monopoly, quality, and regulation. *The Bell Journal of Economics*, 6(2), 417-429.

Tirole, J. (1988). *The Theory of Industrial Organization*. MIT Press: Cambridge.

Vives, X. (1987). Small Income Effects: A Marshallian Theory of Consumer Surplus and Downward Sloping Demand. *The Review of Economic Studies*, 54(1), 87-103.

Voelkening, D. (2024). Product design in a Cournot duopoly (DEM Working Papers Series No. 216). University of Pavia, Department of Economics and Management.