

# Reasoning about Reasoning: BAPO Bounds on Chain-of-Thought Token Complexity in LLMs

Kiran Tomlinson<sup>1</sup> Tobias Schnabel<sup>1</sup> Adith Swaminathan<sup>2</sup> Jennifer Neville<sup>1</sup>

## Abstract

Inference-time scaling via chain-of-thought (CoT) reasoning is a major driver of state-of-the-art LLM performance, but it comes with substantial latency and compute costs. We address a fundamental theoretical question: *how many* reasoning tokens are required to solve a problem as input size grows? By extending the bounded attention prefix oracle (BAPO) model—an abstraction of LLMs that quantifies the information flow required to solve a task—we prove lower bounds on the CoT tokens required for three canonical BAPO-hard tasks: binary majority, triplet matching, and graph reachability. We show that each requires  $\Omega(n)$  reasoning tokens when the input size is  $n$ . We complement these results with matching or near-matching upper bounds via explicit constructions. Finally, our experiments with frontier reasoning models show approximately linear reasoning token scaling on these tasks and failures when constrained to smaller reasoning budgets, consistent with our theoretical lower bounds. Together, our results identify fundamental bottlenecks in inference-time compute through CoT and offer a principled tool for analyzing optimal reasoning length.

## 1. Introduction

State-of-the-art transformer-based large language models (LLMs) rely on inference-time scaling—allocating additional test-time compute by generating intermediate tokens—to improve performance on challenging tasks (Snell et al., 2025). A main drawback of inference-time scaling is that it is costly: even with  $KV$  caching, generating  $n$  reasoning tokens entails *superlinear* compute and latency due to the cost of attention growing quadratically (Vaswani et al., 2017).

<sup>1</sup>Microsoft Research, Redmond, WA <sup>2</sup>Netflix, Los Gatos, CA. Correspondence to: Kiran Tomlinson <kitomlinson@microsoft.com>.

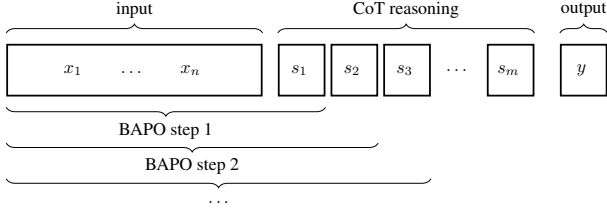
This raises the following open question: how does the need for reasoning tokens scale with input size for a given task? In particular, what is the minimum reasoning budget required to reliably solve a task?

There is a growing body of empirical work on compressing and optimizing reasoning chains (Sui et al., 2025). However, these evaluations are conducted on benchmarks where input size is not a natural scaling parameter, and compression is therefore reported as a constant-factor reduction (e.g. “30% shorter”). As input sizes grow, does the required reasoning length remain roughly constant, grow linearly, or even faster? Principled guidance and theoretical understanding of when compression is even possible is still missing. This paper helps fill in that gap by providing asymptotic lower and upper bounds on reasoning chain length for three problems that are hard for LLMs to solve without reasoning (Schnabel et al., 2025). The resulting lower bounds and experimental results help confirm the *token complexity hypothesis* of Lee et al. (2025), which states that every problem has an inherent minimal reasoning chain length.

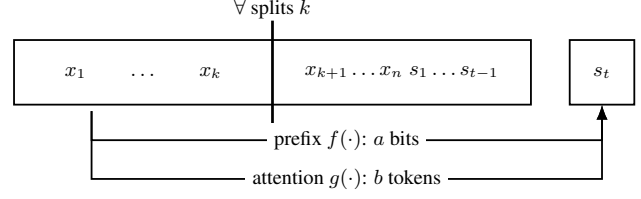
Prior work argued that chain of thought reasoning (CoT; Wei et al., 2022)<sup>1</sup> is crucial for LLMs because it can lower the amount of information that needs to be processed and communicated inside a model. Schnabel et al. (2025) formalized this idea using a stylized model of transformer computation, the *bounded attention prefix oracle* (BAPO), under which high-communication problems are called BAPO-hard. We extend our understanding of how CoT can help LLMs solve such problems by quantifying the number of reasoning tokens required within the BAPO framework.

In particular, we prove that three BAPO-hard problems—binary majority, triplet matching, and graph reachability—require at least  $\Omega(n)$  CoT tokens to be solved by a constant-bandwidth BAPO with input size  $n$ . Consequently, for these tasks, we expect the cost and latency of CoT to scale at least as fast as the problem size, regardless of the particular CoT strategy employed. Figure 1 shows an information flow schematic of chain of thought decoding of LLMs and our multi-step BAPO abstraction of that process. We comple-

<sup>1</sup>We use CoT in a more general sense to denote all token-based reasoning approaches, following community use.



(a) CoT tokens produced by an LLM are modeled through individual BAPO steps for each produced CoT token (Definition 2.3).



(b) Every step is BAPO-easy; i.e., constant communication needed across an arbitrary split of the input and reasoning tokens.

Figure 1. Overview of our modeling approach. An LLM autoregressively generates reasoning tokens  $s_1, \dots, s_m$  to eventually produce an answer  $y$ . Each token generation step is modeled using a bounded attention prefix oracle (BAPO) with constant bandwidths; see Section 2.2 for a formal definition. To produce each  $s_t$ , information in a BAPO can cross an arbitrary prefix/suffix cut only through an  $a$ -bit summary and up to  $b$  attended tokens from the prefix; this constrained update repeats for steps  $t = 1, \dots, m + 1$ .

ment these lower bounds with matching or nearly-matching upper bounds on the token complexity of the three problems through explicit constructions.

Finally, we test frontier reasoning models to see how many reasoning tokens they use in practice on these problems. We find that GPT-5.2 with reasoning exhibits linear token scaling to reliably solve the binary majority, triplet matching, and graph reachability problems, as predicted by our theory. Gemini 2.5 Pro uses even more tokens. We also find that imposing a too small reasoning budget degrades performance substantially, consistent with our lower bounds.

Overall, our results show that inference-time scaling via reasoning tokens can be a bottleneck on hard tasks: linear lower bounds on required reasoning length translate into at least quadratic compute in practice as context grows, motivating the need for alternatives such as new architectures or more effective tool use. At the same time, our empirical results show that frontier reasoning models often use substantially more tokens than the linear lower-bounds require, suggesting room for constant-factor efficiency gains even when sublinear scaling is information-theoretically impossible under BAPO bandwidth limits.

## 2. Background

Figure 1a illustrates how an LLM generates chain-of-thought tokens by repeatedly applying the same architecture to an ever-growing context. Although powerful, LLMs are limited in what they can compute in a single token-generation step. We rely on the recently introduced BAPO model (Schnabel et al., 2025) that postulates that LLMs are communication-bound: if a problem requires too much information to be communicated inside of a transformer, the computation fails. The amount of communication a problem requires is measured by two parameters of the BAPO model, the *prefix bandwidth*  $a$  and the *attention bandwidth*  $b$ , illustrated in Figure 1b, that capture different communication pathways in transformers.

Intuitively, the final layer of a transformer must have all relevant information about the input in order to produce a correct next-token prediction. The BAPO model captures this by considering how input information crosses an arbitrary line dividing the input into a prefix and a suffix. Preprocessed information about the prefix (i.e., representations after each layer) can cross this line, but due to causal attention, the preprocessing done in the prefix must be independent of the suffix. Limits on this information flow pathway are captured by the prefix bandwidth. Alternatively, attention in the suffix can pull in prefix token values in a way that depends on the suffix, and the attention bandwidth captures how many tokens can be effectively attended to without information loss. We refer readers to Schnabel et al. (2025) for a thorough exposition of the model.

### 2.1. Single-step BAPO

Let  $p : \Sigma^* \rightarrow \Sigma$  be the computational problem we would like to solve over a token alphabet  $\Sigma$ .

**Definition 2.1.** An  $(a, b)$ -(score-)BAPO<sup>2</sup> with *prefix bandwidth*  $a$  and *attention bandwidth*  $b$  is defined by

- a *prefix oracle*  $f : \Sigma^* \rightarrow \{0, 1\}^a$ ,
- an *attention function*  $g : \Sigma^* \times \mathbb{N} \times \Sigma \times \mathbb{N} \rightarrow [0, 1]$
- and a *suffix oracle*  $h : \{0, 1\}^a \times (\cup_{i=0}^b (\Sigma \times \mathbb{N})^i) \times \Sigma^* \times \mathbb{N} \rightarrow \Sigma$ .

An  $(a, b)$ -BAPO *solves*  $p$  if

$$h(f(x_1 \dots x_k), G, x_{k+1} \dots x_n, k) = p(x_1 \dots x_n)$$

for all  $k < n$ , and all

$$G \in \arg \max_{\substack{S \subseteq \{(x_i, i) : i \leq k, g_i > 0\} \\ |S| \leq b}} \sum_{(x_i, i) \in S} g_i,$$

where  $g_i = g(x_{k+1} \dots x_n, k, x_i, i)$ .

**Definition 2.2.** A problem  $p$  is *BAPO-easy* if there exists a constant-bandwidth  $(O(1), O(1))$ -BAPO that solves  $p$ . Otherwise, the problem is called *BAPO-hard*.

<sup>2</sup>We use the slightly more general *score-BAPO* from Schnabel et al. (2025) but we refer to it as BAPO for simplicity.

## 2.2. BAPO-CoT

A BAPO with chain of thought is an extension of the original model where each reasoning token is produced by a BAPO. As shown by Schnabel et al. (2025), any decidable problem  $p$  (even BAPO-hard ones) can be broken up into a sequence of BAPO-easy instances of a step-by-step problem  $p'$ . This means that CoT can lower required bandwidth to a constant given sufficient reasoning tokens.

**Definition 2.3.** An  $(a, b)$ -BAPO-CoT solving  $p : \Sigma^* \rightarrow \Sigma$  is an  $(a, b)$ -BAPO over the token set  $\Gamma \supseteq \Sigma \cup \{\square\}$  that solves some problem  $p' : \Gamma^* \rightarrow \Gamma$  such that for all inputs  $x \in \Sigma^*$  to  $p$ , there exists some sequence of strings  $s_1, \dots, s_m \in \Gamma^*$  with the following properties.

1.  $s_1 = x$  (the BAPO-CoT starts with  $x$  as its input),
2.  $s_{i+1} = s_i p'(s_i)$  for all  $i = 1, \dots, m-1$  (at each step, it produces some CoT token, concatenated to  $s_i$ ),
3.  $p'(s_i) = \square$  if and only if  $i = m-1$  (at the last step only, it outputs the halt token), and
4.  $p'(s_{m-2}) = p(x)$  (solves the problem before halting).

## 2.3. Problems

We analyze the following problems known to be BAPO-hard (Schnabel et al., 2025), thus requiring CoT to solve with constant bandwidth.

**Definition 2.4.** MAJORITY:  $\{0, 1\}^n \rightarrow \{0, 1\}$  is the problem of determining whether the input has strictly more ones than zeros.

**Definition 2.5.** MATCH $3_n$ :  $\mathbb{Z}_m^n \rightarrow \{0, 1\}$  is the problem of determining whether there are some  $i, j \in [n]$  ( $i < j < n$ ) such that  $x_i + x_j + x_n \equiv 0 \pmod{m}$ , with output 1 if such a match exists and 0 otherwise.

**Definition 2.6.** REACHABILITY:  $([n] \times [n])^m \times [n] \times [n] \rightarrow \{0, 1\}$  is the problem of determining if there is path from  $s$  to  $t$  in a directed graph  $G$  with  $n$  nodes and  $m$  edges. To encode the problem, let  $\Sigma = [n] \times [n] \cup [n]$  where the token  $(i, j) \in \Sigma$  represents edge  $(i, j)$  and the integer tokens represent nodes. An instance of REACHABILITY is specified by the edge list of  $G$  in any order followed by nodes  $s$  and  $t$ .

BAPO-easy examples include PARITY, EQUALITY, DISJOINTNESS and INDEX (Schnabel et al., 2025).

## 3. BAPO token complexity

We now introduce a formal notion of CoT efficiency under the BAPO model. Unless needed for clarity, we refer to BAPO token complexity simply as token complexity.

Let  $\mathcal{P}_n$  be the set of all instances of a problem  $p$  of size  $n$ . Let  $\mathcal{B}(\mathcal{P}_n)$  be the set of all constant-bandwidth BAPO-CoTs that correctly solve all instances in  $\mathcal{P}_n$ , with  $|\Gamma| = \Theta(|\Sigma|)$ .<sup>3</sup>

**Definition 3.1.** The BAPO token complexity  $c(n)$  of a problem is given by the constant-bandwidth BAPO-CoT with best worst-case performance for  $n$ :

$$c(n) = \min_{(f, g, h) \in \mathcal{B}(\mathcal{P}_n)} \max_{x \in \mathcal{P}_n} \text{cotTokens}((f, g, h), x).$$

This means that no constant-bandwidth BAPO-CoT can solve all instances of  $p$  with fewer than  $c(n)$  CoT tokens. Here,  $\text{cotTokens}((f, g, h), x)$  is the worst-case number of CoT tokens a BAPO-CoT  $(f, g, h) \in \mathcal{B}(\mathcal{P}_n)$  produces on  $x \in \mathcal{P}_n$  (worst-case over split indices  $k$  and choices of attended token sets  $G$ ). As a technical note, this is a *nonuniform* notion of token complexity, as we allow the optimal BAPO to be different for every input length  $n$ .

We will also consider a restricted version of BAPOs, called *self-consistent BAPO* (cBAPO) for more meaningful token complexity upper bounds. See Section 5.1 and Appendix B for more detail.

## 3.1. Summary of results

Our objective is to characterize the token complexity of problems, which we will do through upper bounds (constructions) and lower bounds (impossibility proofs). Table 1 shows a summary of our results, both for the original BAPO-CoT model as well as the cBAPO-CoT model (replacing BAPO with cBAPO in Definition 3.1).

Our main theoretical contribution is that MAJORITY, MATCH $3_n$ , and REACHABILITY all require linearly many tokens for a constant-bandwidth BAPO-CoT. Note that the cBAPO and BAPO models share the same lower bounds. This is because a lower bound for the less restricted BAPO directly implies the same token complexity bound for the restricted model, and our proofs do not make use of the restriction. The table also highlights why we introduce the more restricted cBAPO model. Without its restriction that limits the power of the prefix oracle  $f$ , we can exploit the power of  $f$  to solve any problem (even undecidable ones) with linearly many tokens, which is clearly unrealistic.

## 4. Lower bounds on token complexity

We begin with token complexity lower bounds on three BAPO-hard problems and then discuss how classical algo-

<sup>3</sup>If the CoT alphabet  $\Gamma$  is arbitrarily large, in particular scaling arbitrarily with  $n$ , then this allows the CoT tokens to store too much—for instance, storing 1s counts in MAJORITY for arbitrarily long inputs. But for some problems,  $|\Sigma|$  varies with problem size (e.g., in REACHABILITY, where  $\Sigma$  needs to encode edges uniquely), so we need to allow  $\Gamma$  to grow with  $\Sigma$ .

Table 1. Summary of token complexity results.

Problem	Lower bounds	Upper bounds	
	cBAPO/BAPO	cBAPO	BAPO
MAJORITY	$\Omega(n)$ (Theorem 4.1)	$O(n \log n)$ (Theorem 5.6)	$n + 1$ (Proposition 5.4)
MATCH3 <sub>n</sub>	$\Omega(n)$ (Theorem 4.2)	$O(n)$ (Theorem 5.7)	$n + 1$ (Proposition 5.4)
REACHABILITY	$\Omega(m)$ (Theorem 4.3)	$O(n^2)$ (Theorem 5.8)	$m + 3$ (Proposition 5.4)
Any decidable language		$O(t(n) \max(n, s(n)))^\dagger$ (Theorem 5.5)	$n + 1$ (Proposition 5.4)
Any language		(open)	$n + 1$ (Proposition 5.4)
Any cBAPO-easy problem		1 (by definition)	1 (by definition)

For REACHABILITY,  $n$  and  $m$  are the number of nodes and edges; in all other cases,  $n$  is the input length.

$^\dagger t(n), s(n)$  are the time/space complexity of a TM for the problem using any constant number of tapes and heads.

rithmic lower bounds relate to token complexity.

#### 4.1. BAPO-CoT token complexity lower bounds

The key to our analysis is an extension of the BAPO-hardness proof technique of Schnabel et al. (2025) that accounts for every possible reasoning chain a BAPO-CoT could construct. The core idea behind the original BAPO-hardness proofs is, given a supposed  $(a, b)$ -BAPO solving the problem, to construct a collection of problem instances split into prefixes and suffixes with the following properties:

- (1) the prefixes have a set of *masking tokens* in common, placed strategically so that the BAPO will always attend to masking tokens,
- (2) the set of prefixes is sufficiently large ( $> 2^a$ ) so that the prefix oracle has the same output for two of them by the pigeonhole principle,
- (3) given any pair of prefixes, there exists some suffix where the answer to the problem is different if we append the suffix to the two prefixes.

These ingredients provide a scenario where the BAPO sees identical information (same prefix oracle output, same attended tokens, same suffix) in two instances with different answers, meaning it answers one of them wrong. Collections of such prefixes and suffixes do not exist for all problems, and managing their size and properties is the core challenge of the proof.

We perform the same style of construction, but additionally ensure that the information seen by the BAPO-CoT is identical between the two instances *at every CoT step*. This means the two BAPO-CoTs generate the same reasoning sequence and, eventually, the same answer. This requires many more masking tokens, but we show that the three problems can all accommodate them in the constructions. See Appendix A for all proofs.

**Theorem 4.1.** *Any constant-bandwidth BAPO-CoT for MAJORITY on length- $n$  inputs uses  $\Omega(n)$  CoT tokens, so the*

*token complexity of MAJORITY is at least  $\Omega(n)$ .*

**Theorem 4.2.** *Any constant-bandwidth BAPO-CoT for MATCH3<sub>n</sub> over  $\mathbb{Z}_{n_2}^n$  uses  $\Omega(n)$  CoT tokens, so the token complexity of MATCH3<sub>n</sub> is at least  $\Omega(n)$ .*

**Theorem 4.3.** *Any constant-bandwidth BAPO-CoT for REACHABILITY on  $m$ -edge graphs uses  $\Omega(m)$  CoT tokens, so the token complexity of REACHABILITY is at least  $\Omega(m)$ .*

#### 4.2. Lower bounds via Turing machines

Beyond these three problems, Turing machine lower bounds can provide a general, albeit weak approach to lower bound chain-of-thought length. However, this approach provides lower bounds for transformers, but not for BAPOs.

To turn algorithmic lower bounds into CoT lower bounds, we can simulate a transformer with a Turing machine. More precisely, if any possible algorithm for a problem requires time  $\Omega(t(n))$ , then no CoT for that problem can be shorter than  $\Omega(t(n)/n^2)$  assuming the forward pass of a transformer takes time  $O(n^2)$ ; otherwise, running the transformer with CoT would give a more efficient algorithm. By the time hierarchy theorem (Hartmanis & Stearns, 1965), this roughly means there exist problems with any desired minimum CoT length (e.g., there exist problems with minimum CoT length  $\Omega(n^a)$  for all  $a$ ). This also means, for instance, that NP-hard problems do not have polynomial-length CoTs unless  $P = NP$ . But unconditional time complexity lower bounds for specific problems (beyond  $\Omega(n)$ , which is useless after applying the  $1/n^2$  factor) are virtually nonexistent, so this approach is unlikely to provide useful lower bounds in practice for problems in  $P$  like graph reachability.

While this approach provides few useful bounds, we can still ask whether it can be used for BAPO-CoTs. It was previously unknown whether constant-bandwidth BAPOs could be simulated by Turing machines at all. We resolve this question in the negative, so algorithmic lower bounds do not immediately translate to BAPO-CoT token complexity lower bounds. The proof uses an unbounded token alphabet



to encode hard problems in a single token, although Proposition 5.3 shows this impossibility still holds for BAPOs with finite  $\Sigma$  (the question for cBAPOs with finite  $\Sigma$  is open).

**Proposition 4.4.** *Constant-bandwidth BAPOs/cBAPOs cannot in general be simulated by Turing machines.*

## 5. Upper bounds on token complexity

We first introduce the restricted cBAPO model and discuss why it is needed. We then provide general Turing-machine-based upper bounds on token complexity, followed by tighter bounds for the three BAPO-hard problems via explicit construction.

### 5.1. Self-consistency and cBAPO

In our analysis of upper bounds, we will focus on a restricted version of the original BAPO model that limits the power of the prefix oracle  $f$  in the original model to align more closely with the way transformer computations happen. There is a certain self-similarity in how causally-masked transformers work: the result of the computation on a sequence  $x_1, \dots, x_{k+1}$ , is the result of the transformers' new computation on  $x_{k+1}$  merged with its old computation on the prefix  $x_1, \dots, x_k$ . This motivates the additional constraint of *self-consistency*: any prefix result needs to be computable by a BAPO. In addition to capturing this computational constraint in real transformers better, it also provides more realistic upper bounds on token complexity.

**Definition 5.1.** A function  $f : \Sigma^* \rightarrow \{0, 1\}^a$  is  $(a, b)$ -BAPO-consistent for a problem  $p$  if there exist functions  $g$  and  $h$  such that  $(f, g, h)$  is an  $(a, b)$ -BAPO with input token set  $\Sigma$  and output token set  $\{0, 1\}^a$  for which  $f(x_1 \dots x_n) = h(f(x_1 \dots x_k), G, x_{k+1} \dots x_n, k)$  for all  $n > 1$ , all prefixes  $x_1 \dots x_n$  of inputs to  $p$ , all split indices  $k < n$ , and all possible attended token sets  $G$ .

We call BAPOs with this restriction cBAPOs, and define cBAPO-easiness and cBAPO-hardness analogously.

**Definition 5.2.** A  $(a, b)$ -BAPO  $(f, g, h)$  where  $f$  is  $(a, b)$ -BAPO-consistent is called *self-consistent*, denoted  $(a, b)$ -cBAPO. A problem  $p$  is *cBAPO-easy* if an  $(O(1), O(1))$ -cBAPO solves  $p$ . Otherwise,  $p$  is *cBAPO-hard*.

For more details and analysis of cBAPO see Appendix B. In particular, we show that this new definition preserves all meaningful known properties of the model (i.e., all previously-mentioned BAPO-easy and BAPO-hard problems are cBAPO-easy and cBAPO-hard, respectively).

The motivation for studying cBAPOs for token complexity upper bounds is that they eliminate a surprising and undesirable property of BAPOs, namely that repeating the input twice allows a constant-bandwidth BAPO to solve any problem. Intuitively, this is because either the prefix oracle  $f$  or

the suffix oracle  $h$  sees a whole copy of the input, regardless of the split index. This behavior is less problematic in the single-token setting as the standard BAPO cannot copy the input, but causes issues in the CoT setting.

**Proposition 5.3** (The Input-Doubling Loophole). *Let  $L$  be any language over  $\Sigma$ . Add a special token  $| \notin \Sigma$  to the alphabet. Define the problem  $p_L : \{x|x : x \in \Sigma^*\} \rightarrow \{0, 1\}$  where  $p_L(x|x) = \mathbf{1}[x \in L]$ . There is a  $(1, 0)$ -BAPO solving  $p_L$ .*

This makes upper bounds on token complexity unrealistically low as we can construct a linear-time constant-bandwidth BAPO-CoT algorithm for any problem. The BAPO-CoT only needs to write a second copy of the input, at which point it can use the input-doubling loophole to solve the problem.

**Proposition 5.4.** *For any decision problem  $p : \Sigma^* \rightarrow \{0, 1\}$  and any  $n$ , there is a  $(1, 1)$ -BAPO-CoT that solves  $p$  on inputs up to size  $n$  with at most  $n + 1$  tokens.*

The self-consistency constraint in the cBAPO model prevents this by enforcing that the same computational constraints have to be applied to the prefix oracle, so it cannot solve the original problem if it is BAPO-hard.

### 5.2. Upper bounds via Turing machine simulation

Schnabel et al. (2025) show that we can construct a constant-bandwidth BAPO-CoT that simulates a Turing machine running on the problem with a number of CoT tokens scaling with the time and space complexity of the problem. This means that we can directly translate the complexity of classical algorithms into token complexity upper bounds. For BAPO-CoTs, the  $n + 1$  upper bound from Proposition 5.4 makes this approach useless, as simulating Turing machines only yields higher bounds. However, we show that this approach is useful for cBAPO-CoTs by proving that constant-bandwidth cBAPO-CoTs can also simulate Turing machines. Moreover, we strengthen the one-tape Turing machine simulation of Schnabel et al. (2025) to multi-tape, multi-head Turing machines, improving the token complexity bounds we obtain from this approach. For example, Theorem 5.5 implies a token complexity bound for MAJORITY of  $O(n^2)$  using the two-head Turing machine that matches up 0s and 1s, improving on the  $O(n^3)$  upper bound implied by a single-head construction.

**Theorem 5.5.** *Let  $L \subseteq \{0, 1\}^*$  be a language decided by a Turing machine with  $\tau$  tapes and  $\eta$  heads per tape with time complexity  $t(n)$  and auxiliary space complexity  $s(n)$ . For any  $n$ , there is a  $(0, 2 + \tau\eta)$ -cBAPO-CoT that recognizes  $L^{\leq n} = \{x \in L : |x| \leq n\}$  with  $\Theta(t(n) \max(n, s(n)))$  CoT tokens, so the token complexity of  $L$  is bounded by  $O(t(n) \max(n, s(n)))$ .*

### 5.3. Upper bounds via direct construction

Given a particular problem, we can establish tighter token complexity bounds through directly giving an efficient cBAPO-CoT algorithm. The main challenge is that constant-bandwidth cBAPOs are quite limited in the operations they can perform. To begin with, we lower the  $O(n^2)$  upper bound for MAJORITY to  $O(n \log n)$  using a bit-by-bit counting CoT algorithm. This leaves a small gap to our  $\Omega(n)$  lower bound. In practice, token alphabets for LLMs are large enough that counts can be written out as single tokens (rather than  $\Theta(\log n)$ ) for reasonably-sized problem instances, so this factor is unlikely to appear. However, we conjecture that with a binary alphabet,  $O(n \log n)$  is tight.

**Theorem 5.6.** *There is a  $(0, 2)$ -cBAPO-CoT for MAJORITY over  $n$ -bit inputs that uses  $\Theta(n \log n)$  CoT tokens, so the token complexity of MAJORITY is at most  $O(n \log n)$ .*

Next, we design a cBAPO-CoT algorithm for MATCH $3_n$  using  $O(n)$  steps, showing our lower bound is tight. The idea is to use the CoT as a scratchpad to simplify MATCH $3_n$  into a sequence of MATCH $2_n$  instances, each of which is cBAPO-easy.

**Theorem 5.7.** *There is a  $(0, 2)$ -cBAPO-CoT for MATCH $3_n$  over  $\mathbb{Z}_m^n$  that uses  $O(n)$  CoT tokens, so the token complexity of MATCH $3_n$  is at most  $O(n)$ .*

For REACHABILITY, the idea is to perform a graph search (like BFS/DFS), tracking the set of nodes being explored and the set of visited nodes in the CoT. Here, we find a  $O(n^2)$  upper bound, which is tight with our  $\Omega(m)$  lower bound in dense graphs with  $m = \Theta(n^2)$ .

**Theorem 5.8.** *There is a  $(0, 3)$ -cBAPO-CoT for REACHABILITY over graphs with  $n$  nodes and  $m$  edges that uses  $O(n^2)$  CoT tokens, so the token complexity of REACHABILITY is at most  $O(n^2)$ .*

## 6. Experiments

We test how frontier LLMs perform reasoning on MAJORITY, MATCH $3_n$ , and REACHABILITY and show that their behavior aligns with BAPO-CoT theory. We generate yes and no instances of the three problems as described in Appendix C.1. We test problem size parameters  $n = 5, 11, 25, 51, 75, 101$  (for REACHABILITY, we generate  $m \leq 3n$  edges to ensure the input size is linear in the number of nodes  $n$ ). For each instance size and model, we generate 250 positive and 250 negative instances.

One challenge of these experiments is that different model providers allow different levels of control and visibility into the internal reasoning of their models, which is critical for our experiments. For instance, the Claude models do not expose the number of reasoning tokens, have no option to disable internal reasoning, and set a minimum

of 1024 for the `thinking_budget` parameter, making our experiments impossible. We therefore test GPT-5.2, which has a `reasoning_effort` parameter that may be set to `none` to disable reasoning or to `low`, `medium`, or `high`; and Gemini 2.5 Pro<sup>4</sup>, which allows controlling the `thinking_budget` (128–32768 tokens).

### 6.1. How does token complexity scale natively?

For both GPT-5.2 and Gemini 2.5 Pro, we first test how many tokens their internal reasoning uses natively, with no prompting to do chain of thought (see Appendix C.3 for all prompts; Figure 2 uses the “No CoT” prompts). Figure 2 shows that with reasoning disabled or set to the minimum budget, accuracy rapidly degrades to random guessing for both models. On the other hand, at all reasoning efforts, GPT-5.2 achieves near-perfect accuracy on all problems, but with reasoning token counts scaling linearly with problem size. This matches our theoretical lower bounds to solve these tasks. Gemini 2.5 Pro also performs much better with reasoning, but uses a massive number of tokens for MATCH $3_n$  and MAJORITY (8000–9000 at  $n = 101$ ; see Figure 4 in Appendix D for Gemini results). On MAJORITY, Gemini’s accuracy is improved by reasoning, but degrades to  $\sim 0.75$  at larger  $n$ . These experiments highlight that (1) reasoning is needed to solve these BAPO-hard problems and (2) models’ native token usage needs to scale at least linearly with instance size, in line with our theoretical results.

### 6.2. What happens if we limit CoT length?

Next, we test CoT externalized in the output rather so that we can control it through prompting. For this experiment, we use GPT-5.2 with `reasoning_effort = none`, as Gemini 2.5 Pro does not allow fully disabling internal reasoning. We test three different CoT prompts: (1) a basic CoT prompt instructing the model to “think step by step,” (2) a CoT with word budget (“use exactly  $k$  words”, for  $k = 50, 100, 200$ ), and (3) an explicit instruction to follow the algorithm used in our cBAPO-CoT upper bounds (counting ones, searching for matching pairs, or running BFS/DFS). All prompts are shown in Appendix C.3.

Figure 3 plots the external CoT approaches with GPT-5.2. For MATCH $3_n$  and REACHABILITY, we again see token counts scaling approximately linearly with the plain and algorithmic CoT prompts, and a large gain in accuracy from CoT. The 50- and 100-word-limit CoT prompts only partially close the accuracy gaps, indicating they are below the token complexity of the problem. However, the 200-word-limit CoT appears long enough for  $n = 101$  to achieve near-perfect accuracy for these two problems, indicating significant inefficiencies in the model’s internal reasoning (cf.

<sup>4</sup>We were unable to test Gemini 3 Pro as our access tier is limited to 250 requests per day.

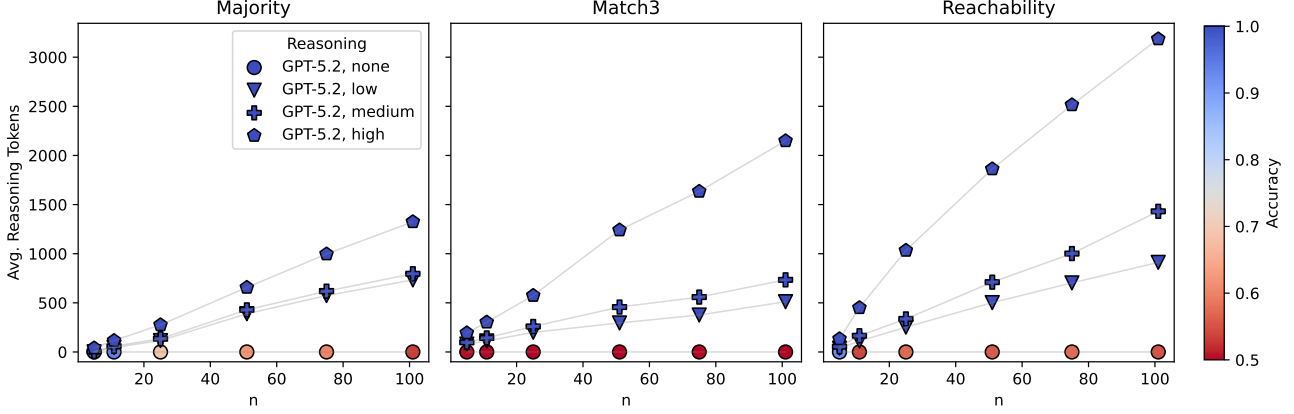


Figure 2. Reasoning token usage and accuracy with different reasoning levels for GPT-5.2. With no reasoning, accuracy quickly degrades to random chance. All reasoning levels achieve near-perfect accuracy, but with approximately linear scaling in the number of tokens used. Gemini 2.5 Pro exhibits much higher token usage and worse accuracy on MAJORITY; see Figure 4 for the non-truncated figure.

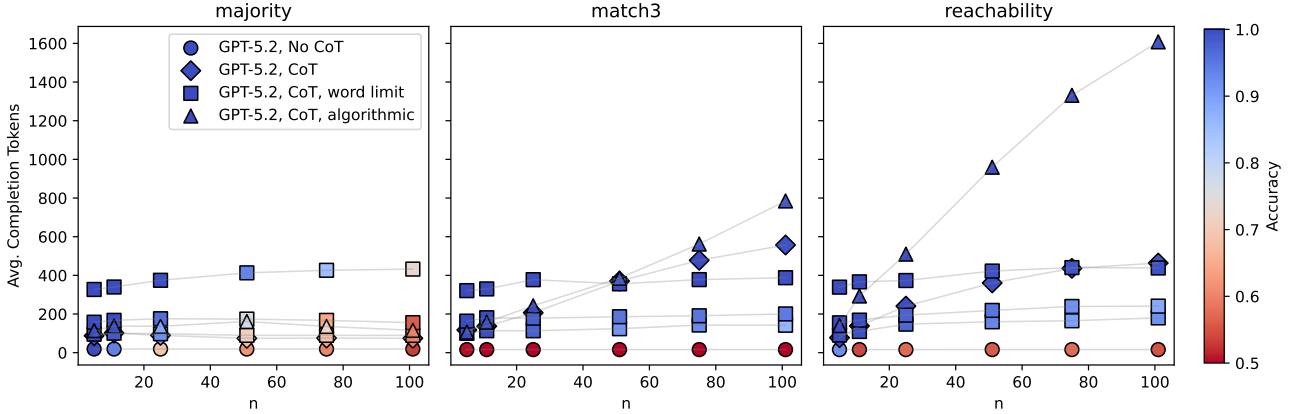


Figure 3. Performance of GPT-5.2 with different CoT prompting approaches (all with `reasoning_effort = none` to disable internal reasoning). With fixed word limits, performance degrades with input length. Both the plain and algorithmic CoT approaches allow performance to stay high, at the expense of approximately linear token cost. The poor performance of CoT for MAJORITY is due to refusals to do step-by-step counting (see Appendix C.4).

Figure 2). For MAJORITY, GPT-5.2 struggles with external CoT, often explicitly refusing to count tokens step by step as instructed or jumping immediately to an incorrect final count (see Table 2, Appendix C.4), hence the poor performance and low token usage of the CoT prompts. Appendix C.4 includes example CoTs for all three problems.

### 6.3. Do models naturally decompose problems into BAPO-easy steps?

The failure or refusal of GPT-5.2 to count 1s one at a time (as seen in Table 2, Appendix C.4) highlights that the existence of a BAPO-easy decomposition is not a guarantee that an LLM will execute it, even when instructed. This is even true when the model is clearly capable of the decomposition: while we cannot see the internal reasoning applied by the model in Figure 2, it seems likely, given the linear scaling of CoT tokens, that GPT-5.2 with *internal* reasoning does reliably count 1s when faced with MAJORITY. This

raises an important question: for what problems do models effectively perform BAPO-easy decompositions when reasoning? Interestingly, with only an instruction to “think step by step,” GPT-5.2 often applies the linear BAPO-CoT algorithm for MATCH<sub>3n</sub> used in our construction (see Table 3 in Appendix C.4, e.g., “Compute needed complement for each a”). For REACHABILITY, the plain CoT prompt also elicits a graph search (see Table 4); this is perhaps unsurprising, as it is the most natural way to approach the problem. The case of MAJORITY does show that models can take shortcuts (e.g., trying to jump to the ones count in a single step), leading to failures. For other problems with less obvious BAPO-easy decompositions, or with more tempting shortcuts, it seems likely that providing explicit guidance for how to decompose a problem or training models to perform BAPO-easy decompositions could help performance.

## 7. Related work

Pérez et al. (2021) show that encoder-decoder transformers with unbounded CoT-style steps over rational vectors are Turing-complete. Merrill & Sabharwal (2024) show that any problem in  $\text{TIME}(t(n))$  is solvable by a decoder-only transformer in at most  $t(n)$  CoT steps, a finer-grained characterization. Feng et al. (2023) argue that CoT enables transformers to solve dynamic programming problems that bounded-depth transformers cannot.

Few lower bounds on CoT length are known. Li et al. (2024) show if we only allow  $O(\log n)$  CoT steps, this does not increase the expressivity of transformers beyond  $\text{AC}^0$  or  $\text{TC}^0$  (with constant- or log-precision, respectively). This implies that any problem outside of  $\text{TC}^0$ , for instance, requires  $\omega(\log n)$  CoT steps. Most similarly to our work, Bavandpour et al. (2025) derive bounds on CoT length for transformers with unique hard attention (UHATs), showing that parity, multiplication, and median require  $\Omega(n)$  CoT steps, while reachability on directed acyclic graphs requires  $\Omega(|E| \log |V|)$ . They also show upper bounds that are tight for each problem (at least within a log factor). Bavandpour et al. (2025) similarly use a Turing machine simulation for UHATs to establish upper bounds on CoT length. They allow an unbounded CoT alphabet, enabling an upper bound of  $O(t(n))$  (in their construction, the space complexity is encoded in the CoT alphabet rather than in the CoT length). If we allowed the CoT alphabet  $\Gamma$  to grow with  $s(n)$ , then using their tape-update construction idea would also produce a cBAPO-CoT token complexity upper bound of  $O(t(n))$ .

On the empirical side, Lee et al. (2025) propose the *token complexity hypothesis* that every problem has some minimal reasoning chain length. This hypothesis is informed by their experiments finding that across different chain-shortening prompts, LLMs tend to succeed if the chain is longer than some critical length and fail otherwise (Lee et al., 2025). Wu et al. (2025) argue that problems have an optimal reasoning length (increasing accuracy at first as chain length increases, then decreasing beyond the optimal length) and analyze a simple subtask decomposition and error accumulation model that reproduces this phenomenon.

Approaches for reducing the token cost of CoT in practice include fine-tuning models on shortened chains (Liu et al., 2024; Xia et al., 2025; Chen et al., 2025), reinforcement learning with a reward for shorter chains (Luo et al., 2025; Yi et al., 2025), and prompting for brevity (Lee et al., 2025; Han et al., 2025; Xu et al., 2025; Nayab et al., 2025). Fan et al. (2025) discuss different approaches for empirically measuring CoT token efficiency. For a survey, see Sui et al. (2025). These papers typically report constant-factor efficiency gains on fixed benchmarks, while we focus on how reasoning length scales asymptotically with input size—a crucial factor when applying LLMs to ever-larger problems.

## 8. Discussion

Our main message is that there are fundamental limits to how efficient reasoning can be for LLMs on tasks that require a lot of information to be communicated inside the model, as captured through the BAPO framework. Our main theoretical contributions are token complexity lower bounds for MAJORITY, MATCH<sub>3n</sub>, and REACHABILITY showing they require linearly many reasoning tokens for a constant-bandwidth BAPO-CoT.

**Implications for inference-time scaling.** Given that run-time inference costs are superlinear in the number of reasoning tokens, the linear lower bounds we prove still pose substantial costs in practice. Practically, this motivates a need for faster inference methods, but more fundamentally, other architectures or paradigms such as looped transformers (Giannou et al., 2023) might yield better scaling.

**Implications for reasoning compression.** A key limitation of the current empirical literature is that it does not pin down the *scaling law* of minimal reasoning length. Because many widely used benchmarks lack a clean instance-size parameter, results are framed as percentage compression or fixed token budgets (constant-factor improvements). One of our contributions is to make the scaling question explicit by analyzing parametric problem families. Our results suggest that for tasks whose minimal required reasoning scales as  $\Omega(n)$ , any compression method that enforces an input-size-agnostic budget will eventually fail as  $n$  grows. Conversely, if a task’s required reasoning is  $o(n)$  but the reasoning method uses superlinearly many tokens, then aggressive shortening may be possible. This motivates evaluating compression methods on problems of varying token complexities and, within each problem, varying input sizes.

**Open theoretical questions.** Our investigation leaves a number of open questions. Are there BAPO-hard problems with *superlinear* or *sublinear* cBAPO/BAPO-CoT token complexity? With constant-size  $\Sigma$ , can constant-bandwidth cBAPOs be simulated by Turing machines? (Propositions 4.4 and 5.3 show the answer is no for BAPOs and for cBAPOs with unbounded  $\Sigma$ .)

**Limitations and future work.** BAPO-CoT is an abstraction of transformer computation that isolates a per-step communication bottleneck; it does not model all features of modern systems (e.g., tool use or retrieval). Our experiments are limited to a small set of tasks and model access constraints. Future work includes: (i) extending token complexity bounds to other problems, (ii) developing principled evaluation suites for reasoning compression that vary instance size, and (iii) studying how architectural changes or externalized computation affect token complexity.



## Acknowledgments

Thanks to Michael Hahn, Michael Lindon, the MSR AI Interaction and Learning group and the Netflix Machine Learning and Inference Research team for helpful discussions. We also acknowledge useful suggestions and proof-reading from the experimental Paper Assistant Tool (PAT) offered by ICML 2026 and Google.

## References

- Bavandpour, A. A., Huang, X., Rofin, M., and Hahn, M. Lower bounds for chain-of-thought reasoning in hard-attention transformers. In *ICML*, 2025. URL <https://proceedings.mlr.press/v267/bavandpour25a.html>.
- Chen, X., Xu, J., Liang, T., He, Z., Pang, J., Yu, D., Song, L., Liu, Q., Zhou, M., Zhang, Z., Wang, R., Tu, Z., Mi, H., and Yu, D. Do NOT think that much for  $2+3=?$  On the overthinking of long reasoning models. In *ICML*, 2025. URL <https://proceedings.mlr.press/v267/chen25bx.html>.
- Fan, S., Qin, B., Han, P., Shang, S., Wang, Y., and Sun, A. The price of a second thought: On the evaluation of reasoning efficiency in large language models. *arXiv preprint arXiv:2505.22017*, 2025. URL <https://arxiv.org/abs/2505.22017v2>.
- Feng, G., Zhang, B., Gu, Y., Ye, H., He, D., and Wang, L. Towards revealing the mystery behind chain of thought: A theoretical perspective. In *NeurIPS*, 2023. URL <https://dl.acm.org/doi/10.5555/3666122.3669222>.
- Giannou, A., Rajput, S., Sohn, J.-Y., Lee, K., Lee, J. D., and Papailiopoulos, D. Looped transformers as programmable computers. In *ICML*, 2023. URL <https://proceedings.mlr.press/v202/giannou23a.html>.
- Han, T., Wang, Z., Fang, C., Zhao, S., Ma, S., and Chen, Z. Token-budget-aware LLM reasoning. In *ACL Findings*, 2025. URL <https://aclanthology.org/2025.findings-acl.1274/>.
- Hartmanis, J. and Stearns, R. E. On the computational complexity of algorithms. *Transactions of the American Mathematical Society*, 117:285–306, 1965. URL <https://doi.org/10.1090/S0002-9947-1965-0170805-7>.
- Lee, A., Che, E., and Peng, T. How well do LLMs compress their own chain-of-thought? A token complexity approach. *arXiv preprint arXiv:2503.01141*, 2025. URL <https://arxiv.org/abs/2503.01141>.
- Li, Z., Liu, H., Zhou, D., and Ma, T. Chain of thought empowers transformers to solve inherently serial problems. In *ICLR*, 2024. URL [https://proceedings.iclr.cc/paper\\_files/paper/2024/hash/3309b4112c9f04a993f2bbdd0274bba1-Abstract-Conference.html](https://proceedings.iclr.cc/paper_files/paper/2024/hash/3309b4112c9f04a993f2bbdd0274bba1-Abstract-Conference.html).
- Liu, T., Guo, Q., Hu, X., Jiayang, C., Zhang, Y., Qiu, X., and Zhang, Z. Can language models learn to skip steps? In *NeurIPS*, 2024. URL <https://dl.acm.org/doi/10.5555/3737916.3739357>.
- Luo, H., Shen, L., He, H., Wang, Y., Liu, S., Li, W., Tan, N., Cao, X., and Tao, D. O1-pruner: Length-harmonizing fine-tuning for o1-like reasoning pruning. *arXiv preprint arXiv:2501.12570*, 2025. URL <https://arxiv.org/abs/2501.12570>.
- Merrill, W. and Sabharwal, A. The expressive power of transformers with chain of thought. In *ICLR*, 2024. URL [https://proceedings.iclr.cc/paper\\_files/paper/2024/hash/1f59721c106ea80f613299039112f651-Abstract-Conference.html](https://proceedings.iclr.cc/paper_files/paper/2024/hash/1f59721c106ea80f613299039112f651-Abstract-Conference.html).
- Nayab, S., Rossolini, G., Simoni, M., Saracino, A., Buttazzo, G., Manes, N., and Giacomelli, F. Concise thoughts: Impact of output length on LLM reasoning and cost. *arXiv preprint arXiv:2407.19825*, 2025. URL <https://arxiv.org/abs/2407.19825>.
- Pérez, J., Barceló, P., and Marinkovic, J. Attention is Turing-complete. *Journal of Machine Learning Research*, 22(75): 1–35, 2021. URL <https://jmlr.org/papers/v22/20-302.html>.
- Schnabel, T., Tomlinson, K., Swaminathan, A., and Neville, J. Lost in transmission: When and why LLMs fail to reason globally. In *NeurIPS*, 2025. URL <https://arxiv.org/abs/2505.08140>.
- Sipser, M. *Introduction to the Theory of Computation*. Cengage Learning, 3rd edition, 2013.
- Snell, C. V., Lee, J., Xu, K., and Kumar, A. Scaling LLM test-time compute optimally can be more effective than scaling parameters for reasoning. In *ICLR*, 2025. URL [https://proceedings.iclr.cc/paper\\_files/paper/2025/hash/1b623663fd9b874366f3ce019fd44-Abstract-Conference.html](https://proceedings.iclr.cc/paper_files/paper/2025/hash/1b623663fd9b874366f3ce019fd44-Abstract-Conference.html).
- Sui, Y., Chuang, Y.-N., Wang, G., Zhang, J., Zhang, T., Yuan, J., Liu, H., Wen, A., Zhong, S., Zou, N., Chen, H., and Hu, X. Stop overthinking: A survey on efficient reasoning for large language models. *Transactions on Machine Learning Research*, 2025. URL <https://openreview.net/forum?id=HvoG8SxggZ>.

- Vaswani, A., Shazeer, N., Parmar, N., Uszkoreit, J., Jones, L., Gomez, A. N., Kaiser, Ł., and Polosukhin, I. Attention is all you need. In *NeurIPS*, 2017. URL <https://dl.acm.org/doi/10.5555/3295222.3295349>.
- Wei, J., Wang, X., Schuurmans, D., Bosma, M., Ichter, B., Xia, F., Chi, E., Le, Q. V., and Zhou, D. Chain-of-thought prompting elicits reasoning in large language models. In *NeurIPS*, 2022. URL <https://dl.acm.org/doi/10.5555/3600270.3602070>.
- Wu, Y., Wang, Y., Ye, Z., Du, T., Jegelka, S., and Wang, Y. When more is less: Understanding chain-of-thought length in LLMs. *arXiv preprint arXiv:2502.07266*, 2025. URL <https://arxiv.org/abs/2502.07266>.
- Xia, H., Leong, C. T., Wang, W., Li, Y., and Li, W. TokenSkip: Controllable chain-of-thought compression in LLMs. In *EMNLP*, 2025. URL <https://aclanthology.org/2025.emnlp-main.165/>.
- Xu, S., Xie, W., Zhao, L., and He, P. Chain of draft: Thinking faster by writing less. *arXiv preprint arXiv:2502.18600*, 2025. URL <https://arxiv.org/abs/2502.18600>.
- Yi, J., Wang, J., and Li, S. ShorterBetter: Guiding reasoning models to find optimal inference length for efficient reasoning. In *NeurIPS*, 2025. URL <https://arxiv.org/abs/2504.21370>.

## A. Proofs

### A.1. Proofs from Section 4

*Proof of Theorem 4.1.* Suppose for a contradiction that  $(f, g, h)$  is an  $(a, b)$ -BAPO-CoT with  $a = O(1)$ ,  $b = O(1)$ , and that takes  $c(n) = o(n)$  steps to solve MAJORITY on inputs of length  $n$ .

We adapt the construction from Schnabel et al. (2025) to handle a sublinear CoT. Given any positive integer  $m$  and any permutation  $\pi \in S_{2^{2a+2}bm+2^a+1}$ , define

$$X_\pi = \{\pi(0^{2^{2a+1}bm} 1^{2^{2a+1}bm} 0^k 1^{2^a+1-k}), 0^{2^a-k} 1^{k+1}\}_{k=0}^{2^a}.$$

These prefix-suffix pairs have combined length  $n = 2^{2a+2}bm + 2^a + 1 + 2$ . Since  $n = \Theta(m)$  and  $c(n) = o(n)$ , we can therefore pick  $m$  sufficiently large so that it generates instances of size  $n$  with  $m > c(n)$ . Let  $c^* = c(n)$  for this chosen value of  $m$  and resulting input size  $n$ ; note that we have  $m > c^*$ .

Now we'll show how to define  $\pi$  so that the attention function  $g$  provides no useful information (under some adversarial score tiebreaking in  $G$ ) for all  $c$  CoT steps and for all  $2^a + 1$  suffixes (regardless of what prefix they're paired with). Let  $s_k$  be the suffix in  $X_\pi$  with  $k + 1$  ones and let  $S = \{s_k\}_{k=0}^{2^a}$ . For any suffix  $s$  and partial CoT  $z$ , let  $g_0(sz, i) = g(sz, 2^{2a+2}bm + 2^a + 1, 0, i)$  be the attention score of a 0 in position  $i$  given suffix  $sz$  and  $g_1(sz, i) = g(sz, 2^{2a+2}bm + 2^a + 1, 1, i)$  be the attention score of a 1 in position  $i$  given suffix  $sz$ . Given disjoint sets of prefix indices  $\Pi_0$  and  $\Pi_1$ , let  $b^{\text{th}}(sz, \Pi_0, \Pi_1)$  be the  $b^{\text{th}}$  largest attention score  $g$  outputs with suffix  $sz$  on a 0 at an index in  $\Pi_0$  or a 1 at an index in  $\Pi_1$ , or  $-\infty$  if  $\Pi_0 \cup \Pi_1 = \emptyset$ .

1. Initialize  $\Pi_0 = \emptyset$  and  $\Pi_1 = \emptyset$ .

*These disjoint sets store indices to place leading zeros and ones so that we fool  $g$  for all suffixes.*

2. For each possible prefix oracle output  $f(x) \in \{0, 1\}^a$ :

- (a) For each suffix  $s_k \in S$ :

- i. Initialize an empty CoT  $z$

- ii. For each CoT step  $i = 1, \dots, c^*$ :

- A. While  $\max_{i \in [2^{2a+2}bm+2^a+1] \setminus (\Pi_0 \cup \Pi_1)} g_0(sz, i) > b^{\text{th}}(sz, \Pi_0, \Pi_1)$ , add the maximizing  $i$  to  $\Pi_0$ .

*Make sure the remaining indices with  $b$  highest attention scores for 0s have 0s.*

- B. While  $\max_{i \in [2^{2a+2}bm+2^a+1] \setminus (\Pi_0 \cup \Pi_1)} g_1(sz, i) > b^{\text{th}}(sz, \Pi_0, \Pi_1)$ , add the maximizing  $i$  to  $\Pi_1$ .

*Make sure the remaining indices with  $b$  highest attention scores for 1s have 1s.*

- C. Let  $G(s_k z)$  be a set of  $b$  attended masking tokens on suffix  $s_k$  and CoT  $z$  containing only 0s in  $\Pi_0$  and 1s in  $\Pi_1$ , which must exist as the while loops have checked all possible tokens in the prefix.

*This is the adversarial  $G$  picked with suffix  $s_k$  on CoT step  $i$ .*

- D. Let  $\gamma$  be the token output by  $h$  when given prefix oracle output  $f(x)$ , attended tokens  $G(s_k z)$ , and suffix (+ CoT)  $s_k z$ . Update  $z \leftarrow z\gamma$

3. Let  $i = 1$ . For each  $j \in \Pi_0$ , set  $\pi(i) = j$  and increment  $i$ .

*Make  $\pi$  permute leading zeros into the masking indices we have picked.*

4. Let  $i = 2^{2a+1}bm + 1$ . For each  $j \in \Pi_1$ , set  $\pi(i) = j$  and increment  $i$ .

*Make  $\pi$  permute leading ones into the masking indices we have picked.*

5. Fill in  $\pi$  where not yet defined with the remaining indices in order.

Note that each time we run the while loops in 2(a)iiA and 2(a)iiB, we add at most  $b$  indices to  $\Pi_0$  and at most  $b$  indices to  $\Pi_1$ . Thus, across all times we run this loop, the final size of  $\Pi_0$  is at most  $b2^a c^* |S| < 2^{2a+1}bm$  (and likewise for  $\Pi_1$ ), so we have enough leading zeros and ones to mask attention for every CoT step, every possible prefix oracle output, and every possible suffix.

There are  $2^a + 1$  prefix-suffix pairs, but only  $2^a$  different prefix oracle outputs, so by the pigeonhole principle there are two different elements  $(p, s), (p', s') \in X_\pi$  where  $f(p) = f(p')$ . If  $(p, s)$  has  $k + 1$  ones in  $s$  and  $(p', s')$  has  $k' + 1$  ones in  $s'$  (without loss of generality assuming  $k' > k$ ), then the string  $ps$  has a majority of ones ( $2^a + 2$  non-masking ones, but only

$2^a$  non-masking zeros) but  $p's$  does not (at least  $2^a + 1$  non-masking zeros and at most  $2^a + 1$  non-masking ones, since  $k' \geq k + 1$ ). Thus, consider the inputs  $ps$  and  $p's$ .

At every step on both inputs, the BAPO-CoT's prefix oracle simply outputs  $f(p) = f(p')$  every time (if we assume the prefix suffix split remains the same at every step, just after  $p$  or  $p'$ ). Meanwhile, the attention function (getting the same inputs in both cases), selects the same indices and observes only masking 0s and 1s that  $p$  and  $p'$  contain in the same positions (under the corresponding adversarial choice of  $G$  made in the construction of the masking positions). Thus the CoT token output at each step is identical, and the BAPO-CoT performs the same reasoning and arrives at the same answer for both inputs.

But  $ps$  and  $p's$  have opposite answers to MAJORITY:  $ps$  has a majority of ones and  $p's$  does not. Thus the BAPO-CoT answers one of these instances incorrectly for some sequence of attended tokens, under some sequence of split indices.  $\square$

*Proof of Theorem 4.2.* Suppose for a contradiction that  $(f, g, h)$  is an  $(a, b)$ -BAPO-CoT solving MATCH3 $_n$  with  $a = O(1)$ ,  $b = O(1)$ , and that takes  $c(n) = o(n)$  CoT steps to solve MATCH3 $_n$  on inputs in  $\mathbb{Z}_{n^2}^n$ .

Again, the proof is a CoT adaptation of the construction from Schnabel et al. (2025), and we use the following Lemma.

**Lemma A.1 (Schnabel et al. (2025)).** *Let  $S, Z \subset \mathbb{Z}_m$  with  $m > 100$ ,  $\max_{s \in S} s \leq \sqrt{m}$ ,  $|S| \leq \sqrt{m}/2$ , and  $|Z| \leq \sqrt{m}/2$ . For every  $s \in S$ , there exist  $x, y \in \mathbb{Z}_m \setminus Z$  s.t.:*

1.  $x + y + s \equiv_m 0$ , and
2. for all  $z \in Z$  and all  $s' \in S$ ,  $x + z + s' \not\equiv_m 0$  and  $y + z + s' \not\equiv_m 0$ .

Consider the set of suffixes  $S = \{i : 0 \leq i \leq a\}$ , so  $|S| = a + 1$ . Since  $c(n) = o(n)$ ,  $|S| = O(1)$ ,  $a = O(1)$ , and  $b = O(1)$ , we can pick  $n$  sufficiently large so that  $2^a c(n) b |S| < n/4 - 1$ ,  $n > 10$ , and  $2(a + 1) < n/4$ . Let  $b^{\text{th}}(sz, P^*)$  be the  $b^{\text{th}}$  largest attention score  $g$  outputs with suffix  $sz$  on any token in  $P^*$ . Let  $X(P^*) = \{x \in \mathbb{Z}_{n^2} : \forall (y, j) \in P^*, s \in S : x + y + s \not\equiv_{n^2} 0\}$  be the set of integers mod  $n^2$  that do not form matches with any suffix and any integer already in the partial prefix  $P^*$ . Note that as we add more integers to  $P^*$ , this set strictly shrinks.

Build up the shared prefix  $P^*$  as follows.

1. Initialize  $P^* = \{(\lfloor n^2/3 \rfloor), 1\}$  and  $I = \{1\}$   
We'll use  $\lfloor n^2/3 \rfloor$  as filler; placing it in  $P^*$  here ensures it doesn't match any prefix integer.
2. For each possible prefix oracle output  $f(x) \in \{0, 1\}^a$ :
  - (a) For each suffix  $s \in S$ :
    - i. Initialize empty CoT  $z$
    - ii. For each CoT step  $i = 1, \dots, c(n)$ :
      - A. While  $\max_{x \in X(P^*), i \in [n-1] \setminus I} g(sz, n-1, x, i) > b^{\text{th}}(sz, P^*)$ : add the maximizing  $(x, i)$  to  $P^*$  and add  $i$  to  $I$ .  
Check all feasible integers that we could add to the prefix and ensure the  $b$  feasible integers with largest attention scores are in  $P^*$  to mask attention for any possible completion of the prefix.
      - B. Let  $G(sz)$  be the  $b$  tokens in  $P^*$  with highest attention score given suffix and partial CoT  $sz$  (or up to  $b$ , if there were fewer than  $b$  feasible integers with non-zero attention scores).  
This is the adversarial attended set  $G$  picked with suffix  $s$  on CoT step  $i$ .
      - C. Let  $\gamma$  be the token output by  $h$  when given the prefix oracle output  $f(x)$ , attended tokens  $G(sz)$ , and suffix (+ CoT)  $sz$ . Update  $z \leftarrow z\gamma$ .

After the procedure,  $P^*$  contains at most  $2^a |S| c(n) b + 1 < n/4$  occupied indices, since we can only add  $b$  integers each time we run through the while loop in 2(a)iiA. Moreover, we have ensured that no pair of integers in  $P^*$  can form a match with any suffix integer  $s$ , since we only add  $x$  to  $P^*$  if for every  $y$  in  $P^*$  and  $s \in S$ ,  $x + y + s \not\equiv_{n^2} 0$  (by the definition of  $X(P^*)$ ). Lastly, any other integer from  $X(P^*)$  we add to a prefix at an empty index cannot get one of the  $b$  highest attention scores for any suffix under some CoT rollout with prefix-suffix split index  $n - 1$ , regardless of the prefix oracle output.

Now, let  $Z$  be the set of values in  $P^*$ , with  $|Z| < n/4$ . For each  $s \in S$ , we find some  $x_s$  and  $y_s$  using Lemma A.1 such that  $x_s + y_s + s \equiv_{n^2} 0$ , but  $x_s$  and  $y_s$  do not form matches with any other  $z \in Z$  (recall that we initialized  $Z$



to contain all values in  $P^*$ ). Add each  $x_s$  and  $y_s$  to  $Z$  before the next application of Lemma A.1 to ensure that we do not create any matches across  $x$ - $y$  pairs. Note that any integer we add was feasible during the construction of  $P^*$ , since  $\{\text{integers matching with each other but not with } P^*\} \subset \{\text{integers not forming a match with } P^*\}$ . After doing this for each  $s \in S$ , the final size of  $Z$  is  $< n/4 + 2(a+1) < n/2$ , so the size limit on  $Z$  required by Lemma A.1, namely  $|Z| \leq \sqrt{m}/2 = n/2$ , is always satisfied. Let  $P = \{(x_s, y_s)\}_{s \in S}$  be the  $x$ - $y$  pairs we find using this procedure.

For every subset  $R \subseteq P$ , construct a prefix of length  $n-1$  by first filling in all of the masking integers in  $P^*$  (filling fewer than  $n/2$  positions) and then adding in the  $x$  and  $y$  values in  $R$  in arbitrary indices (filling at most  $2|S| = 2(a+1)$  additional positions). Fill the remaining indices with  $\lfloor n^2/3 \rfloor$ , which cannot form a match with itself and any suffix integer (since the suffix integers are at most  $a$ ), and which we already ensured cannot form a match with any integer in  $P$  or  $P^*$  by placing it in  $Z$ . This gives us  $2^{|S|} = 2^{a+1}$  distinct prefixes, each of which has matches with a distinct set of suffixes. That is, for any two prefixes  $p_1 \neq p_2$ , there exists some suffix integer  $s$  where  $p_1 s$  and  $p_2 s$  have opposite answers to  $\text{MATCH}_{3n}$ , since there is some pair  $(x_s, y_s)$  in one prefix, but not the other, which forms a match with  $s$ , while no other pair of integers forms a match with  $s$ . But with prefix bandwidth  $a$ , there is some prefix oracle collision between  $p_1$  and  $p_2$  (as there are  $2^a$  distinct outputs of  $f$ , too few for the  $2^{a+1}$  distinct prefixes). Moreover, our construction of  $P^*$  provides some CoT rollout of the BAPO-CoT where the attended tokens at every CoT step are identical between  $p_1 s$  and  $p_2 s$  (with split index fixed at  $n-1$ , forcing the prefix oracle to output the same collision at every step). Since at every step,  $h$  sees the same inputs in both instances (same prefix oracle output, same suffix, same attended tokens), it outputs the same CoT and after  $c(n)$  steps provides the same answer, resulting in a wrong answer in one of the instances.  $\square$

*Proof of Theorem 4.3.* Suppose for a contradiction that  $(f, g, h)$  is an  $(a, b)$ -BAPO-CoT with  $a = O(1)$ ,  $b = O(1)$ , and that takes  $c(m) = o(m)$  steps to solve REACHABILITY on  $m$ -edge graphs. For simplicity, define  $p = 2a + 4$  and suppose  $m = dp$  for some integer  $d$  (the construction would still work otherwise, but be slightly messier, with one path shorter than the others). We can pick  $d$  to be sufficiently large that  $c(m) < m/(b2^{a+1}p^2)$ . This is possible since  $a, b$ , and  $p$  are constant and  $c(m) = o(m)$ .

We again adapt the construction of Schnabel et al. (2025). Let  $P$  be the graph consisting of  $p$  disjoint directed paths with start nodes  $s_1, \dots, s_p$  and target nodes  $t_1, \dots, t_p$ , where each path has exactly  $d+1$  nodes. Then, for each  $i \in [p]$  and  $j \in [d-1]$ , let  $u_{ij}$  be the unique node at distance  $j$  from  $s_i$ . We will keep these node labels fixed but modify  $P$  by permuting edges based on the attention function  $g$  to render attention useless. Note that applying a permutation  $\pi \in S_p$  to the target nodes of the edges departing from  $u_{1j}, \dots, u_{pj}$  maintains the property that  $P$  is a disjoint collection of length  $p+1$  paths each starting from an  $s$  node and ending at a  $t$  node, although the permutation changes which  $s$ - $t$  pairs are connected. To construct the shared prefixes, we fix the edge order to first list the edges departing from  $s_1, \dots, s_p$ , then  $u_{11}, \dots, u_{p1}$ , then  $u_{12}, \dots, u_{p2}$ , etc. Call this the canonical edge order and let  $I(u)$  denote the index in the canonical order where the edge departing  $u$  is placed.

The suffixes in our construction will consist of all source-target pairs  $s_i t_j$  and, as usual, we will construct a shared prefix  $P^*$ . Let  $b^{\text{th}}(s_i t_j, P^*)$  be the  $b^{\text{th}}$  largest attention score that  $g$  outputs on any edge in  $P^*$  (positioned at their canonical indices given by  $I(\cdot)$ ). If there are fewer than  $b$  edges in  $P^*$ , then  $b^{\text{th}}(s_i t_j, P^*) = 0$ . Given a non-target node  $u$ , let  $\text{next}(u, P^*)$  be the set of nodes in the layer to the right of  $u$  that have in-degree 0 in  $P^*$ .

Construct the shared prefix graph  $P^*$  as follows:

1. Initialize  $P^*$  to have the same set of nodes as  $P$ . Initialize  $S$  to be the set of all  $s_i$  and  $u_{ij}$  nodes, which will store the current set of nodes that still need an outgoing edge.
2. For each possible prefix oracle output  $f(x) \in \{0, 1\}^a$ :
  - (a) For each pair  $(i, j) \in [p] \times [p]$ :
    - i. Initialize empty CoT  $z$
    - ii. For each CoT step  $i = 1, \dots, c(m)$ :
      - A. While  $\max_{u \in S, v \in \text{next}(u, P^*)} g(s_i t_j, m, I(u), (u, v)) > b^{\text{th}}(s_i t_j, P^*)$ : add the maximizing edge  $(u, v)$  to  $P^*$  and remove  $u$  from  $S$ .  
 Ensure the top  $b$  still-feasible edges that have highest attention scores under  $g$  are in  $P^*$ ; thus, no edge we add later will have a higher attention score for  $g$  on suffix  $s_i t_j$ .
      - B. Let  $G$  be a set of  $b$  tokens in  $P^*$  with highest score under  $g$  on suffix  $s_i t_j$ . If there are fewer than  $b$  such tokens with non-zero score, take all tokens with non-zero score.

This  $G$  is one possible attended set at this step, regardless of how the prefix is completed (or, without attention score ties, the unique attended set), since we have ensured the  $b$  highest-scoring feasible edges are added to  $P^*$ .

- C. Let  $\gamma$  be the token output by  $h$  when given the prefix oracle output  $f(x)$ , attended tokens  $G$ , and suffix (+ CoT)  $s_i t_j z$ . Update  $z \leftarrow z\gamma$ .
- (b) Let  $E^*$  be the set of edges in  $P^*$  at this point in the algorithm. These will be shared among all prefixes to saturate attention. To complete the paths in  $P^*$  arbitrarily, connect each node with outdegree 0 (that is not a  $t$  node) to the first node with indegree 0 in the next layer.

The total number of edges added to  $E^*$  in this procedure is at most  $2^a p^2 c(m)b < 2^a p^2 b m / (b 2^{a+1} p^2) = m/2$ , so we do not run out of masking edges (hence why it was important to pick  $d$  sufficiently large at the start of the proof).

As with the original construction, this produces a graph  $P^*$  that is still a collection of disjoint paths connecting  $s$  nodes to  $t$  nodes. Moreover, if we take any layer in the graph and permute the edges not in  $E^*$ , this produces a family of inputs that are indistinguishable to the BAPO-CoT (under the fixed prefix-suffix split before  $s_i t_j$  and for some sequence of attended sets). This is because the  $b$  highest-scoring edges at every CoT step are all in  $E^*$  by construction.

Now, of the  $d$  layers of edges in  $P^*$ , there must be some layer  $j^*$  with at most half of its edges in  $E^*$  (otherwise,  $E^*$  would have more than  $m/2$  edges, a contradiction). Thus, layer  $j^*$  has  $\geq p/2 = a + 2$  edges not in  $E^*$  (as each layer has  $p$  edges). By applying every possible permutation to these non-masking edges, we get a family of  $\geq (a + 2)!$  graphs that serve as our collection of fooling prefixes.

There are only  $2^a < (a + 2)!$  distinct outputs of  $f$ , so there must be some pair of graphs in this family generated by different permutations where  $f$  collides. Since they have different permutations applied to the non-masking edges in layer  $j^*$  but are otherwise identical, there is some pair of start and target nodes  $s^* - t^*$  connected in one of the graphs but not the other. Given these prefixes and the suffix  $s^* t^*$ , the BAPO-CoT therefore makes a mistake on one of these instances, as it cannot distinguish between them when the prefix-suffix split is fixed across the CoT and the attended sets contain only masking edges: it gets the same suffix, the same output from  $f$ , and the same attended tokens at every CoT step.  $\square$

*Proof of Proposition 4.4.* Pick  $\Sigma = \mathbb{N}$  and encode Turing machines as natural numbers. The problem  $p(x_1 \dots x_n) = 1[x_n \text{ is a Turing machine that halts on all inputs}]$  is undecidable yet solved by a  $(0, 0)$ -BAPO, since  $h$  always has the final token in the suffix and can be an arbitrary function.  $\square$

## A.2. Proofs from Section 5

*Proof of Proposition 5.3.* Given input  $x|x$  to the BAPO,  $f$  outputs  $1[x \in L]$  if  $|$  appears in the prefix and 0 otherwise. The suffix oracle  $h$  outputs  $1[x \in L]$  if  $|$  appears in the suffix, or outputs what it gets from  $f$  otherwise. This BAPO has prefix bandwidth 1, doesn't use attention, and solves  $p_L$ .  $\square$

*Proof of Proposition 5.4.* The idea behind the BAPO-CoT is that it only needs to write down a second copy of the input, at which point the problem can be solved in one step by Proposition 5.3.

Let  $\sqcup$  be a symbol not in  $\Sigma$ . Let  $m$  be the length of the input to the BAPO-CoT (with  $m \leq n$  at the first step). First, while  $m < n$ ,  $h$  outputs  $\sqcup$ . The prefix oracle outputs  $p(x')$ , where  $x'$  contains the input symbols in the prefix before the first  $\sqcup$ . The attention function attends to the symbol at index  $m - n + 1$ . While  $n \leq m < 2n$ ,  $h$  outputs the attended symbol at index  $m - n + 1$ , resulting in copying the input a second time. Then, once  $m = 2n$ , either the prefix or suffix contains the entire original input. If the prefix does, then the suffix oracle's output is the solution to  $p$ , which  $h$  outputs. Otherwise, the suffix contains the whole original input, so  $h$  can output the solution to  $p$ . At  $m = 2n + 1$ ,  $h$  outputs  $\square$ . This requires bandwidths  $a = 1$  and  $b = 1$  and solves  $p$  on inputs up to length  $n$  using  $n + 1$  CoT steps.  $\square$

*Proof of Theorem 5.5.* The proof uses similar ideas as the BAPO-CoT TM construction from Schnabel et al. (2025), but extended to multiple tapes and tape heads, and modified to use no prefix bandwidth thanks to encoding tape heads positions in CoT tokens. Since the construction has  $a = 0$ , it is a cBAPO-CoT.

Let  $M = (Q, \{0, 1\}, \Lambda, \delta, q_0, q_{\text{accept}}, q_{\text{reject}})$  be Turing machine with state space  $Q$ , input alphabet  $\{0, 1\}$ , tape alphabet  $\Lambda \supseteq \{0, 1, \sqcup\}$ ,  $\tau$  tapes (infinite to the right), and  $\eta$  heads per tape using the formalization of Sipser (2013). The first tape

holds the input (but may be written to), while the others are work tapes. All tape heads start on the leftmost cell of their tape, and all tape cells not occupied by the input initially contain the blank symbol  $\sqcup$ .

That is,  $\delta : Q \times \Lambda^{\tau\eta} \rightarrow Q \times \Lambda^{\tau\eta} \times \{L, R, S\}^{\tau\eta}$ , where  $\delta(q, \lambda_{1,1}, \dots, \lambda_{\tau,\eta}) = (q', \lambda'_{1,1}, \dots, \lambda'_{\tau,\eta}, D_{1,1}, \dots, D_{\tau,\eta})$  means that if the TM is in state  $q$  with  $\lambda_{i,j}$  under tape head  $j$  on tape  $i$ , then it moves to state  $q'$ , writes the corresponding  $\lambda'_{i,j}$  under each tape head, and moves each head in the specified direction. Moving left in the leftmost cell leaves the tape head still at the leftmost cell.

Given  $n$ , we will construct a  $(0, 2 + \tau\eta)$ -cBAPO-CoT that simulates  $M$  on inputs of size at most  $n$ . Let  $\Gamma = \{\square\} \cup Q \cup \{\lambda^S\}_{\lambda \in \Lambda, S \in \mathcal{P}([\eta])}$  be the token set of the cBAPO-CoT (note that the size of  $\Gamma$  does not grow with  $n$ ).

The cBAPO-CoT will simulate  $M$  by writing out the contents of each tape at each step along with the position of each head using the symbols  $\lambda^S$ , with  $S$  indicating the set of tape heads over the tape symbol  $\lambda$ . For instance,  $\sqcup^\emptyset$  denotes the blank symbol with no tape heads over it. The current state is written out at the end of each step. Each tape will always be written out with  $n + s(n)$  cells to allow easy index computation.<sup>5</sup> At the start on input  $x_1 \dots x_n$ , this representation looks as follows, with all the heads in each tape on the leftmost cell:

$$\underbrace{x_1^{\{1,\dots,\eta\}} x_2^\emptyset \dots x_n^\emptyset \sqcup^\emptyset \dots \sqcup^\emptyset}_{\text{input tape (len. } n + s(n))} \underbrace{\sqcup^{\{1,\dots,\eta\}} \sqcup^\emptyset \dots \sqcup^\emptyset}_{\text{tape 2 (same len.)}} \dots \underbrace{\sqcup^{\{1,\dots,\eta\}} \sqcup^\emptyset \dots \sqcup^\emptyset}_{\text{tape } \tau \text{ (same len.)}} q_0$$

Let  $\ell = 1 + \tau(n + s(n))$  denote the length of a chunk (all information stored in the CoT for a single step of  $M$ , as above). Let  $\text{chunk}(i) = \lfloor (i - 1) / \ell \rfloor$  (indicating which chunk an index belongs to) and  $\text{tape}(i) = \lfloor [(i - 1) \bmod \ell] / [n + s(n)] \rfloor$  (indicating which tape an index belongs to). We use  $m$  to denote the current length of the cBAPO-CoT's input (with  $m = n$  at the first step) and  $y = y_1, \dots, y_m$  the current cBAPO-CoT input itself (with  $y_1 \dots y_n = x$ ).

All of the work in the cBAPO-CoT will be done by the attention function and the suffix oracle (no prefix function needed, satisfying the consistency requirement of a cBAPO). The attention function is defined as follows:

$$g(y_{k+1} \dots y_m, k, y_i, i) = \begin{cases} 1 & \text{if } \text{chunk}(i) = \text{chunk}(m) - 1 \text{ and } y_i \in Q \\ 1 & \text{if } i = m - \ell \\ 1 & \text{if } \text{chunk}(i) = \text{chunk}(m) - 1 \text{ and } y_i = \lambda^S, S \neq \emptyset \\ 0 & \text{otherwise} \end{cases}$$

This results in at most  $2 + \tau\eta$  attended tokens (1 from the first condition, 1 from the second, and  $\tau\eta$  from the third, as at most  $\tau\eta$  distinct tokens will have tape heads over them). This attention function ensures the suffix oracle knows the previous state, the positions of every tape head in the previous state as well as the bits underneath each head, and the token at the current index in the previous chunk.

Let  $i = m \bmod \ell$ . The suffix oracle then performs the following procedure given  $G, k$ , and  $y_{k+1} \dots y_m$ :

1. If  $\text{chunk}(m) = 0$ , output  $\sqcup$  (we will write the true initial state to chunk 1)
2. If  $\text{chunk}(m) = 1$ , set up the initial chunk:
  - (a) if  $i = \ell - 1$ , output  $q_0$
  - (b) else if  $(i - 1) \bmod (n + s(n)) = 0$ , output  $y_{m-\ell}^{\{1,\dots,\eta\}}$ ,
  - (c) else output  $y_{m-\ell}^\emptyset$
3. otherwise,  $\text{chunk}(m) > 1$ . The suffix oracle knows the bits under every head and the current TM state, so it can compute the new state  $q'$ , the directions of each head, and the bits to be written on each tape under each head (resolving conflicts in head-order, just like  $M$ ).
  - (a) if  $M$  has halted, then if  $q' = q_{\text{accept}}$ : if  $y_m$  is not 1, return 1, otherwise return  $\square$ . If  $q' = q_{\text{reject}}$ : if  $y_m$  is not 0, return 0, otherwise return  $\square$ . This ensures we output the answer and then terminate.

<sup>5</sup>It would be possible to use save some steps by using variable amounts of space for each tape, but this does not decrease the asymptotic token complexity bound, so we skip this optimization for simplicity.

- (b) else if  $i = \ell - 1$ , output  $q'$
- (c) else output the symbol at  $y_{m-\ell}$ , with all tape heads over it in the new step given the known position and movement of all the heads (if a head writes to this cell, use the newly written symbol).

This procedure allows the cBAPO-CoT to exactly simulate  $M$ , using  $\Theta(t(n)\tau\eta(n + s(n))) = \Theta(t(n)\max(n, s(n)))$  steps. The cBAPO-CoT's bandwidths are constant in  $n$ , as is the size of the CoT alphabet  $\Gamma$ , giving the claimed upper bound on token complexity.  $\square$

*Proof of Theorem 5.6.* Given  $n$ -bit inputs, the cBAPO-CoT will count the number of 1s in the input one bit at a time, writing out the current counter value (using  $\lceil \log_2 n \rceil$  bits) for each input index. As we use  $a = 0$ , the cBAPO consistency requirement is satisfied.

The CoT token alphabet is  $\Gamma = \{0, 1, 0^c, \square\}$ , where  $0^c$  will be used to indicate carrying. Let  $x_1 \dots x_n$  denote the input to MAJORITY and  $y_1 \dots y_m$  the current input to the cBAPO-CoT (initially equal to  $x_1 \dots x_n$  when  $m = n$ ). Let  $i = \lceil (m - n + 1) / \lceil \log_2 n \rceil \rceil$  and  $j = m - n \bmod \lceil \log_2 n \rceil$ .

When  $i \leq n$ , the attention function attends to the bits at indices  $m - \lceil \log_2 n \rceil$  (the previous counter bit at the current index into the counter) and  $i$  (the current bit being counted). When  $i > n$ , the attention function attends to the bit at index  $m - j - 1$  (this will be used to check if the counter is larger than  $n/2$ ). The counter will be written out in little-endian order to make adding with carry easy. After counting, the counter is compared to  $\lfloor n/2 \rfloor$  bit-by-bit (starting from the most significant).

More precisely, the suffix oracle performs the following procedure:

1. If  $i = 1$ : if  $j = 0$ , then output  $y_i$ , otherwise output 0. (*Initialize the counter to the first bit of the input.*)
2. Else if  $i \leq n$ :
  - (a) if  $j = 0$ :
    - i. if  $y_i = 0$ , then output  $y_{m-\lceil \log_2 n \rceil}$  (replacing  $0^c$  with 0). (*No counter update.*)
    - ii. If  $y_i = 1$ , then output  $1 + y_{m-\lceil \log_2 n \rceil}$  (using  $0^c$  if the result is 2). (*Increment the counter, storing carry.*)
  - (b) Else  $j > 0$ . Output  $y_{m-\lceil \log_2 n \rceil}$  (treating  $0^c$  as 0), adding 1 if  $y_m = 0^c$  (and outputting  $0^c$  if the result would be 2). (*Copy with carry to update the remaining bits of the counter.*)
3. Else  $i > n$ . We need to check if the counter is strictly larger than  $\lfloor n/2 \rfloor$ . Let  $(\lfloor n/2 \rfloor)_j$  denote the  $j$ th bit of  $\lfloor n/2 \rfloor$  in big-endian order when written with  $\lceil \log_2 n \rceil$  bits (i.e.,  $j = 0$  gives the bit in the  $2^{\lceil \log_2 n \rceil - 1}$ s place, the most significant bit). To check that the counter is at least  $\lfloor n/2 \rfloor$ , we can compare  $y_{m-j-1}$  to  $(\lfloor n/2 \rfloor)_j$ , which will check bits of the counter from most ( $j = 0$ ) to least ( $j = \lceil \log_2 n \rceil - 1$ ) significant. The first discrepancy tells us which one is strictly larger. We can use  $0^c$  in the CoT to store “still checking,” 0 to mean “found bit showing count  $< \lfloor n/2 \rfloor$ ,” and 1 to mean “found bit showing count  $> \lfloor n/2 \rfloor$ .” Using the attended bit  $y_{m-j-1}$  (which descends through counter bits from most to least significant as  $j$  increases), the cBAPO-CoT can therefore check whether the count signifies a majority in  $\lceil \log_2 n \rceil$  steps. If it ever sees  $y_m = 0$  or  $y_m = 1$  (with  $j > 0$ ), it can halt with  $\square$ , having solved MAJORITY.

This procedure allows the  $(0, 2)$ -cBAPO-CoT to solve majority in  $\Theta(n \log n)$  steps ( $\Theta(\log n)$  steps per counter update, of which there are  $n$ , plus  $\Theta(\log n)$  steps to compare the count to  $\lfloor n/2 \rfloor$ ).  $\square$

*Proof of Theorem 5.7.* The idea behind the cBAPO-CoT is that for each  $j \in [n - 1]$ , if we know  $x_j$  and  $x_n$ , then we just need to check if the list contains  $-(x_j + x_n) \bmod m$ , the unique number that would form a match with  $x_j$ . The cBAPO-CoT alternates between writing  $-(x_j + x_n) \bmod m$  to the CoT and searching for it in the list. After each search, it writes 0 if the integer is not in the list and 1 if it is. Since we use  $a = 0$ , the consistency of  $f$  is trivially satisfied.

Formally,  $\Gamma = \{\square\} \cup \Sigma$ , where  $\Sigma = \mathbb{Z}_m$ . Let  $y_1, \dots, y_t$  be the input to the cBAPO-CoT (with  $t = n$  initially). For CoT step  $i = 1, \dots, n - 1$  (where  $i = t - n + 1$ ), the attention function attends to indices  $(i + 1)/2$  and  $y_n$  if  $i$  is odd, and the value  $y_t$  at any index  $< n$  if  $i$  is even.

To specify  $h$ , we first define the stopping conditions. At odd  $i > 2$ , if  $y_t = 1$  (indicating a match has been found), the suffix oracle outputs  $\square$ . If  $t = 2n - 1$  and  $y_t = 0$  (indicating no match found after checking every  $i$ ), the suffix oracle outputs  $\square$ .



Otherwise, at odd  $i$ , the suffix oracle outputs  $-(y_{(i+1)/2} + y_n) \bmod m$ , where both values are known either from  $G$  or direct observation in the suffix. Then, at even  $i$ , the suffix oracle outputs 0 if  $G = \emptyset$  (no match existed with the last number searched for) and 1 otherwise (match found). This procedure allows the cBAPO-CoT to carry out the search described earlier, using  $O(n)$  CoT steps.  $\square$

*Proof of Theorem 5.8.* The cBAPO-CoT will perform a graph search, tracking the set of nodes being explored and the set of visited nodes, as in a BFS or DFS. For convenience, however, the node removed from the to-visit set will be the highest-indexed rather than the first- or last-in. The to-visit set will be fully written out repeatedly (with  $n$  tokens), with a new current node each time. Before writing out the set, the new current node is written to the CoT. The CoT alphabet is key to the construction, as a single token will store the current node, the target node, a visited flag, and an active flag (e.g., whether the target node is in the to-visit set). Formally,  $\Gamma = \{\square\} \cup (V \times V \times \{0, 1\} \times \{0, 1\}) \cup \{0, 1\}$ , with each component in the order above. Note that we have  $|\Gamma| = \Theta(|\Sigma|)$  as required, since  $\Sigma$  includes all  $|V|^2$  possible edges.

Without loss of generality, suppose the nodes are labeled  $1, \dots, n$ . The input to the problem has length  $m + 2$ . Let  $y_1, \dots, y_s$  be the current input to the cBAPO-CoT. For the very first CoT step,  $g$  attends only to the source node at index  $m + 1$  and the target node at index  $m + 2$ . If  $t \neq s$ ,  $h$  writes  $(s, s, 0, 0)$  to the CoT, just to make sure  $s$  is observed in the suffix for the next step. This extra token is not part of the to-visit structure and will only be used to initialize it. If  $t = s$ ,  $h$  writes 1.

Now,  $s > m + 3$ . Let  $j = [s - (m + 2)] \bmod n + 1$  be the target node about to be written to the CoT (with  $j = 0$  indicating the current node fetch step). In the first  $n$  CoT steps after the fetch step above, the attention function attends only to the edge  $(s, j)$  (where  $s$  is at each step observed in the suffix as the current node). These steps are used to initialize the to-visit set, so  $h$  outputs:

1.  $\square$  if  $y_s = 1$  (only possible if  $s = t$ , in which case we're done)
2.  $(s, s, 1, 0)$  if  $j = s$  (mark  $s$  as visited and not active), otherwise:
3.  $(s, j, 0, 1)$  if  $(s, j) \in G$  (if we can visit  $j$  from  $s$ , mark  $j$  as active)
4.  $(s, j, 0, 0)$  if  $(s, j) \notin G$  ( $j$  not yet active).

Then, for  $s > m + 3 + n$ , we run the main search loop. If  $j = 0$ , then we need to identify the next node to visit, so  $g$  attends to the target node at index  $m + 2$  and the rightmost active and unvisited node. It can do so using the following score function:

$$g(y_{k+1} \dots y_s, k, y_i, i) = \begin{cases} 1 & \text{if } i = m + 2, \\ i/s & \text{if } y_i = (\cdot, \cdot, 0, 1) \end{cases}$$

With  $b = 3$ , this will actually return the two rightmost active unvisited tokens, but the left of these can be ignored. If the rightmost token is not in the previous state (i.e.,  $i < s - n$ ), then there are no more nodes to visit and the target is not reachable from the source, so  $h$  outputs 0. If the rightmost active node is the target  $t$ , then there is an  $s$ - $t$  path and  $h$  outputs 1. Otherwise,  $h$  outputs  $(u, u, 0, 0)$  to mark the rightmost active node  $u$  as the current node in this step.

Then, for  $j = 1, \dots, n$ , we add the unvisited neighbors of  $u$  to the active set. The attention function  $g$  attends to (a) the edge  $(u, j)$ , (b) the token  $(j, j, 1, 0)$  indicating  $j$  has already been visited (which appears at most once in the CoT), and (c) the token  $(\cdot, j, 0, 1)$  from the previous active node set (by filtering based on its index) indicating  $j$  is active. (When  $y_s \in \{0, 1\}$ ,  $g$ 's behavior is irrelevant.) Then,  $h$  outputs, in order of priority:

1.  $\square$  if  $y_s \in \{0, 1\}$  (terminate if  $u = t$  or no active node remained)
2.  $(u, u, 1, 0)$  if  $j = u$  (mark  $u$  as visited)
3.  $(u, j, 0, 1)$  if  $(\cdot, j, 0, 1) \in G$  (keep active nodes active)
4.  $(u, j, 0, 1)$  if  $(u, j) \in G$  and  $(j, j, 1, 0) \notin G$  (mark an unvisited neighbor as active)
5.  $(u, j, 0, 0)$  otherwise ( $j$  is unvisited, inactive, and not a neighbor of  $u$ )

This procedure allows the cBAPO-CoT to perform a graph search, visiting every node reachable from  $s$ . As one additional new node is visited at each round, the procedure terminates after at most  $n$  rounds, either once  $t$  is fetched as the next unvisited active node, or once no unvisited active nodes remain. The procedure thus takes at most  $O(n^2)$  CoT steps to solve REACHABILITY and has  $a = 0$ , satisfying the cBAPO consistency requirement.  $\square$

## B. From BAPO to cBAPO

We repeat the definition for cBAPO here and provide additional context. To resolve the issue that the prefix oracle  $f$  is too powerful in the original BAPO model, we require that the function that  $f$  expresses is solved by some BAPO, which itself uses  $f$  as a prefix oracle.<sup>6</sup> This aligns with the intuition with the prefix streams of a transformer are subject to the same bottlenecks as the full model and are applying the same transformer blocks.

**Definition 5.1.** A function  $f : \Sigma^* \rightarrow \{0, 1\}^a$  is  $(a, b)$ -BAPO-consistent for a problem  $p$  if there exist functions  $g$  and  $h$  such that  $(f, g, h)$  is an  $(a, b)$ -BAPO with input token set  $\Sigma$  and output token set  $\{0, 1\}^a$  for which  $f(x_1 \dots x_n) = h(f(x_1 \dots x_k), G, x_{k+1} \dots x_n, k)$  for all  $n > 1$ , all prefixes  $x_1 \dots x_n$  of inputs to  $p$ , all split indices  $k < n$ , and all possible attended token sets  $G$ .

In this definition, note that we allow the output token set of the BAPO (i.e., the codomain of  $h$ ) to be different from the input token set.

If  $a = 0$ , then  $f$  is trivially  $(0, b)$ -BAPO-consistent, since we can pick  $h$  to be the constant function that outputs the empty string  $\varepsilon$  on all inputs. This  $h$  always agrees with  $f$ , as  $f$  has codomain  $\{0, 1\}^0 = \{\varepsilon\}$ . In this construction,  $b$  is irrelevant, as the attended token set is unused by  $h$ . When  $a$  and  $b$  do not need to be specified, we simply call  $f$  *consistent*. We then apply this constraint on prefix oracles to define our restricted version of BAPOs. To distinguish it from the original model, we call the restricted model cBAPO.

**Definition 5.2.** A  $(a, b)$ -BAPO  $(f, g, h)$  where  $f$  is  $(a, b)$ -BAPO-consistent is called *self-consistent*, denoted  $(a, b)$ -cBAPO. A problem  $p$  is *cBAPO-easy* if an  $(O(1), O(1))$ -cBAPO solves  $p$ . Otherwise,  $p$  is *cBAPO-hard*.

We show that this new definition preserves all meaningful known properties of the model, but prevents the input-doubling loophole. Since cBAPOs are a restriction of BAPOs, BAPO-hardness implies cBAPO-hardness (and cBAPO-easiness implies BAPO-easiness). Moreover, many problems known to be BAPO-easy have constructions with  $a = 0$ , making them cBAPO-easy as well. This includes INDEX, CONTAINS<sub>p</sub>, MATCH<sub>2n</sub>, MAX/MIN, and LEFTMOST/RIGHTMOST. The only previously mentioned BAPO-easy problems that are not trivially cBAPO-easy are EQUALITY, DISJOINTNESS, and regular language recognition (which includes PARITY and AND/OR). However, we show that all of these problems are in fact still cBAPO-easy, as we can find consistent prefix oracles for them. (For EQUALITY and DISJOINTNESS, this appears to require a 2-layer cBAPO. See Schnabel et al. (2025) for a formal definition of multi-layer BAPO. Applying the self-consistency restriction to multi-layer BAPOs yields multi-layer cBAPOs. Like score-BAPO, Schnabel et al. (2025) show that multi-layer BAPOs preserve the hardness of the canonical BAPO-hard problems.)

**Theorem B.1.** *There are 2-layer  $(1, 1)$ -cBAPOs for EQUALITY and DISJOINTNESS.*

*Proof.* For EQUALITY with inputs encoded as  $x|y$ , we construct a 2-layer  $(1, 1)$ -cBAPO  $(f, g_1, g_2, h)$ . The prefix oracle  $f : \{0, 1, |\} \rightarrow \{0, 1\}$  is defined as follows:

$$f(z) = \begin{cases} 0 & \text{if } z = x_1 \dots x_n | y_1 \dots y_\ell \\ & \text{and } x_1 \dots x_\ell \neq y_1 \dots y_\ell, \\ 1 & \text{otherwise.} \end{cases}$$

That is, the prefix oracle returns 0 if the prefix contains a counterexample to equality and 1 otherwise. The first attention function  $g_1$  attends only to the divider symbol  $|$ . If  $G_1 = \{(|, i)\}$ , then  $g_2$  attends only to tokens in the prefix that disagree with their corresponding tokens in the suffix. (The indices for correspondence are computable by  $g_2$  due to having the index of the divider from  $G_1$ .) Both attention functions use the  $b = 1$  bandwidth as required. If  $G_2$  contains any tokens, then  $h$  returns 0. If the suffix contains a counterexample to equality (i.e., the suffix is  $x_\ell \dots x_n | y_1 \dots y_n$ , with  $x_\ell \dots x_n \neq y_\ell \dots x_n$ ),

<sup>6</sup>If we only required that  $f$  is solved by some BAPO, without requiring that the BAPO use  $f$  as its prefix oracle, then this would solve the input-doubling loophole but not an equivalent input-tripling loophole. Making the restriction recursive prevents any such input-repeating construction.

$h$  returns 0. Otherwise,  $h$  returns the output of  $f$ . This solves EQUALITY, since for any suffix split, either the prefix oracle, the suffix oracle, or the attention function will identify any possible disagreeing bits, returning 0 if any are found and 1 otherwise.

All that remains is to show that  $f$  is 2-layer  $(1, 1)$ -BAPO-consistent. In fact, the 2-layer  $(1, 1)$ -cBAPO  $(f, g_1, g_2, h)$  we have constructed is *exactly consistent with*  $f$ . If  $z = x_1 \dots x_n \mid y_1 \dots y_\ell$  and  $x_1 \dots x_\ell \neq y_1 \dots y_\ell$ , then regardless of the split index, either the prefix oracle, attention function, or suffix oracle will point out a counterexample and return 0 as  $f$  is defined to. Otherwise,  $h$  returns 1 as  $f$  does. Thus, our construction is indeed a  $(1, 1)$ -cBAPO as claimed.

For DISJOINTNESS, the same construction applies, modified only slightly to identify counterexamples to bitstring disjointness (i.e., an index  $i$  where both  $x_i$  and  $y_i$  are 1) rather than counterexamples to equality.  $\square$

**Theorem B.2.** *For any regular  $L$  with state complexity  $|Q|$ , there is a  $(\lceil \log_2 |Q| \rceil, 0)$ -cBAPO recognizing  $L$ .*

*Proof.* Let  $(Q, \Sigma, \delta, q_0, F)$  be a minimal deterministic finite automaton (DFA) recognizing  $L$ . The prefix oracle  $f$  can output a binary encoding of the state of the DFA after it runs on the prefix, so the suffix oracle can finish running the DFA on the suffix and determine if the input is in  $L$ , outputting 1 if and only if the DFA ends up in a state in  $F$ . This is a  $(\lceil \log_2 |Q| \rceil, 0)$ -BAPO recognizing  $L$ ; to show it is a cBAPO, we only need to show this  $f$  is consistent.

The  $(\lceil \log_2 |Q| \rceil, 0)$ -BAPO we have constructed almost suffices to show the consistency of  $f$ : we only need to modify it so that  $h$  outputs a binary encoding of the state of the DFA after it runs on the suffix rather than 0 or 1. This new BAPO has the required bandwidths, uses  $f$  as its prefix oracle, and agrees with  $f$  on all inputs, so  $f$  is  $(\lceil \log_2 |Q| \rceil, 0)$ -BAPO-consistent.  $\square$

Finally, we show in Section 5 that even the Turing machine simulation breaking down decidable problems into BAPO-easy steps can be shown to work with cBAPO-easy steps. Thus, all known properties of BAPOs also apply to cBAPOs. However, the input-doubling construction no longer works for cBAPOs, as the prefix oracle may not be able solve the original problem. Concretely, with input  $x_1 \dots x_n \mid x_1 \dots x_n$ , consider the prefix  $x_1 \dots x_n \mid x_1 \dots x_{\lfloor n/4 \rfloor}$ . In the BAPO construction, this split was handled by having  $f$  solve the original problem. For  $f$  to be consistent, the solution to the original problem  $x_1 \dots x_n$  must be solved by a BAPO using  $f$  as its prefix oracle. But consider the prefix-suffix split of  $x_1 \dots x_n \mid x_1 \dots x_{\lfloor n/4 \rfloor}$  leaving only  $x_1 \dots x_{\lfloor n/2 \rfloor}$  in the prefix. The prefix oracle  $f$  doesn't have enough of the input to solve the problem, nor does the suffix oracle—this appears to be as hard as solving the original non-doubled problem. (Note that same argument shows that input tripling, quadrupling, etc do not help, since we can apply the recursive unrolling of  $f$  from Definition 5.1 repeatedly until we arrive at a similarly hard split where neither prefix nor suffix contain the whole input.)

## C. Experiment details

### C.1. Problem generation

#### C.1.1. MAJORITY

We generate hard yes instances by randomly shuffling a list of bits with  $\lfloor n/2 \rfloor + 1$  ones and  $n - (\lfloor n/2 \rfloor + 1)$  zeros. We generate hard no instances by randomly shuffling a list of bits with  $\lfloor n/2 \rfloor$  ones and  $n - \lfloor n/2 \rfloor$  zeros.

#### C.1.2. MATCH $3_n$

We set the modulus to be  $m = 2n + 1$ .

For yes instances, we first generate a uniformly random pair of distinct integers  $a, b \in \mathbb{Z}_m$  and set the target  $a + b$ . Then we pad the list with  $n - 2$  other uniformly random integers from  $\mathbb{Z}_m$ .

For no instances, we first pick a target  $t \in \mathbb{Z}_m$ . Since  $m = 2n + 1$ , there are  $n$  pairs of distinct integers  $(i, t - i) \bmod m$  whose sum is  $t$ . The final integer not belonging to these  $n$  pairs is  $2^{-1}t \bmod m$ , the integer that would form a match with itself, since  $2^{-1}t + 2^{-1}t \equiv_m 2(2^{-1}t) \equiv_m t$ . (Since we ensure  $m$  is odd, 2 and  $m$  are relatively prime and the multiplicative inverse of 2 exists.) To generate the instance, we therefore pick a random member of each pair, giving a list of  $n$  integers no two of which sum to  $t$ .

#### C.1.3. REACHABILITY

First, we sample a uniformly random pair of distinct nodes  $s, t \in \{0, \dots, n - 1\}$ .

For yes instances, we pick  $\lfloor n/2 \rfloor$  uniformly random nodes  $u_1, \dots, u_{\lfloor n/2 \rfloor} \in \{0, \dots, n-1\} \setminus \{s, t\}$ . We then add the edges  $(s, u_1), (u_1, u_2), \dots, (u_{\lfloor n/2 \rfloor - 1}, u_{\lfloor n/2 \rfloor}), (u_{\lfloor n/2 \rfloor}, t)$ . Finally, we sample pairs of distinct nodes uniformly without replacement and add a directed edge between them, until the total number of edges in the graph is  $\min(3n, n(n-1)/2)$ . This produces a graph with at most  $3n$  edges (ensuring the input length is linear in  $n$ ) that has a path from  $s$  to  $t$ . The path likely ends up being shorter than  $\lfloor n/2 \rfloor$  as the padding edges can introduce shortcuts.

For no instances, we randomly partition the nodes into two sets  $S$  and  $T$  with  $|S| = \lfloor n/2 \rfloor$  where  $s \in S$  and  $t \in T$ . We then add  $|E| = \min(3n, |S|(|S|-1) + |T|(|T|-1))$  uniformly random directed edges inside  $S$  and  $T$  ( $\lfloor |E|/2 \rfloor$  in  $S$  and the rest in  $T$ ).

## C.2. Models

For GPT-5.2, we used model version 2025-12-11 and API version 2024-10-21 with default temperature and `verbosity = low`. We varied `reasoning_effort` based on the experiment (`none` unless testing internal reasoning).

For Gemini 2.5 Pro, we used default parameters, setting `thinking_budget` to -1 (dynamic thinking) or 128 (smallest allowable budget).

## C.3. Prompts

Prompts are provided as Python format strings to show how problem information is encoded. Answer formats are shown as Pydantic objects, used by structured output APIs to enforce correct output formatting.

### C.3.1. MAJORITY PROMPTS

#### Answer formats

```
class MajorityAnswer(BaseModel):
    has_majority_1s: bool

class MajorityAnswerCot(BaseModel):
    cot: str
    has_majority_1s: bool
```

#### No CoT prompt

```
<|instruction|>
Consider the given list of bits. Does it have a strict majority of 1s? Fill in the
fields as follows:
has_majority_1s: True if the list of bits has strictly more 1s than 0s, otherwise
False.
<|end instruction|>

<|bits|>
{'', '.join(map(str, bits))}
<|end bits|>
```

#### CoT prompt

```
<|instruction|>
Consider the given list of bits. Does it have a strict majority of 1s? Fill in the
fields as follows:
cot: Think step by step.
has_majority_1s: True if the list of bits has strictly more 1s than 0s, otherwise
False.
<|end instruction|>

<|bits|>
```



```
{', '.join(map(str, bits))}
<|end bits|>
```

### Word limit CoT prompt

```
<|instruction|>
Consider the given list of bits. Does it have a strict majority of 1s? Fill in the
fields as follows:
cot: Using exactly {cot_len} words, solve the problem step by step.
has_majority_1s: True if the list of bits has strictly more 1s than 0s, otherwise
False.
<|end instruction|>

<|bits|>
{', '.join(map(str, bits))}
<|end bits|>
```

### Algorithmic CoT prompt

```
<|instruction|>
Consider the given list of bits. Does it have a strict majority of 1s? To solve the
problem, use the chain of thought (cot) field to count the number of 1s and the total
length of the list one bit at a time.
Fill in the fields as follows:
cot: Use this field to count the number of 1s and the total length of the list one bit
at a time.
has_majority_1s: True if the list of bits has strictly more 1s than 0s, otherwise
False.
<|end instruction|>

<|bits|>
{', '.join(map(str, bits))}
<|end bits|>
```

### C.3.2. MATCH<sub>3n</sub> PROMPTS

#### Answer formats

```
class Match3Answer(BaseModel):
    has_match3: bool

class Match3AnswerCot(BaseModel):
    cot: str
    has_match3: bool
```

#### No CoT prompt

```
<|instruction|>
You are given:
- a modulus m,
- a list of integers modulo m,
- and a target integer modulo m.

Decide if there exist two integers from the list whose sum modulo m equals the target.
Fill in the fields as follows:
has_match3: True if there exist a, b from the list such that (a + b) mod m == target;
otherwise False.
```

```

<|end instruction|>

<|data|>
m={m}
list={'',''.join(map(str, nums))}
target={target}
<|end data|>

```

### CoT prompt

```

<|instruction|>
You are given:
- a modulus m,
- a list of integers modulo m,
- and a target integer modulo m.

Decide if there exist two integers from the list whose sum modulo m equals the target.
Fill in the fields as follows:
cot: Think step by step.
has_match3: True if there exist a, b from the list such that (a + b) mod m == target;
otherwise False.
<|end instruction|>

<|data|>
m={m}
list={'',''.join(map(str, nums))}
target={target}
<|end data|>

```

### Word limit CoT prompt

```

<|instruction|>
You are given:
- a modulus m,
- a list of integers modulo m,
- and a target integer modulo m.

Decide if there exist two integers from the list whose sum modulo m equals the target.
Fill in the fields as follows:
cot: Using exactly {cot_len} words, solve the problem step by step.
has_match3: True if there exist a, b from the list such that (a + b) mod m == target;
otherwise False.
<|end instruction|>

<|data|>
m={m}
list={'',''.join(map(str, nums))}
target={target}
<|end data|>

```

### Algorithmic CoT prompt

```

<|instruction|>
You are given:
- a modulus m,
- a list of integers modulo m,
- and a target integer modulo m.

Decide if there exist two integers from the list whose sum modulo m equals the target.

```

```

To solve the problem, use the chain of thought (cot) field to check for each integer i
in the list whether (target - i) mod m is also in the list. If so, the answer is True,
since i and (target - i) form a matching pair. If no such pair is found after checking
all integers, the answer is False.
Fill in the fields as follows:
cot: Check for each integer i in the list whether (target - i) mod m is also in the
list, until a matching pair is found or all integers are checked.
has_match3: True if there exist a, b from the list such that (a + b) mod m == target;
otherwise False.
<|end instruction|>

<|data|>
m={m}
list={' '.join(map(str, nums))}
target={target}
<|end data|>

```

### C.3.3. REACHABILITY PROMPTS

#### Answer formats

```

class ReachabilityAnswer(BaseModel):
    is_reachable: bool

class ReachabilityAnswerCot(BaseModel):
    cot: str
    is_reachable: bool

```

#### No CoT prompt

```

<|instruction|>
You are given a directed graph as a list of edges, and two nodes: source and target.
Decide if target is reachable from source via a directed path.
Input format:
- n: number of nodes labeled 0..n-1
- edges: comma-separated list of u->v directed edges
- source: the start node
- target: the goal node
Fill in the fields as follows:
is_reachable: True if there exists a directed path from source to target; otherwise
False.
<|end instruction|>

<|data|>
n={n}
edges={' '.join(f"{u}->{v}" for u, v in edges)}
source={s}
target={t}
<|end data|>

```

#### CoT prompt

```

<|instruction|>
You are given a directed graph as a list of edges, and two nodes: source and target.
Decide if target is reachable from source via a directed path.
Input format:
- n: number of nodes labeled 0..n-1
- edges: comma-separated list of u->v directed edges
- source: the start node

```

```

- target: the goal node
Fill in the fields as follows:
cot: Think step by step.
is_reachable: True if there exists a directed path from source to target; otherwise
False.
<|end instruction|>

<|data|>
n={n}
edges={'.'.join(f"{u}->{v}" for u, v in edges)}
source={s}
target={t}
<|end data|>

```

### Word limit CoT prompt

```

<|instruction|>
You are given a directed graph as a list of edges, and two nodes: source and target.
Decide if target is reachable from source via a directed path.
Input format:
- n: number of nodes labeled 0..n-1
- edges: comma-separated list of u->v directed edges
- source: the start node
- target: the goal node
Fill in the fields as follows:
cot: Using exactly {cot_len} words, solve the problem step by step.
is_reachable: True if there exists a directed path from source to target; otherwise
False.
<|end instruction|>

<|data|>
n={n}
edges={'.'.join(f"{u}->{v}" for u, v in edges)}
source={s}
target={t}
<|end data|>

```

### Algorithmic CoT prompt

```

<|instruction|>
You are given a directed graph as a list of edges, and two nodes: source and target.
Decide if target is reachable from source via a directed path.
To solve the problem, use the chain of thought (cot) field to step through a search
procedure (BFS/DFS): start from source, follow outgoing edges, mark visited nodes, and
stop if you reach target. If target is visited, the answer is True; otherwise False.
Fill in the fields as follows:
cot: Walk meticulously through the BFS/DFS steps and visited set evolution.
is_reachable: True if there exists a directed path from source to target; otherwise
False.
<|end instruction|>

<|data|>
n={n}
edges={'.'.join(f"{u}->{v}" for u, v in edges)}
source={s}
target={t}
<|end data|>

```



#### C.4. Example CoTs

Tables 2 to 4 contain example GPT-5.2 CoTs from the plain and algorithmic prompts (with `reasoning_effort = none`, so all reasoning is externalized in the CoT field). Notice that the algorithmic prompt does not always cause the model to count bits one at a time, despite being instructed to. In some cases, it specifically refuses to output the step-by-step count, presumably a byproduct of training or prompting by OpenAI to avoid disclosing internal reasoning traces.

Table 2. Example GPT-5.2 CoTs for MAJORITY with  $n = 25$

Type	Correct	Chain of Thought
Plain	×	Count 1s and 0s in the list. There are 25 bits total. Counting the 1s gives 13. The remaining 12 are 0s. Since $13 > 12$ , there is a strict majority of 1s.
Plain	✓	Count 1s and 0s in the list. There are 25 bits total. Counting 1s gives 12; therefore 0s are 13. Since 12 is not greater than 13, there is no strict majority of 1s.
Plain	✓	Count the bits: there are 25 total. Count 1s by scanning the list: positions with 1 are 1,4,9,12,16,17,18,19,20,22,24,25 = 12 ones. Then 0s = $25 - 12 = 13$ . Since 12 is not greater than 13, there is no strict majority of 1s.
Algorithmic	✓	Counted 25 bits total. Number of 1s = 12, number of 0s = 13. Since 12 is not greater than 13, there is no strict majority of 1s.
Algorithmic	✓	Count bits sequentially (ones/total): 1: 1/1; 0: 1/2; 1: 2/3; 1: 3/4; 0: 3/5; 0: 3/6; 1: 4/7; 1: 5/8; 1: 6/9; 0: 6/10; 0: 6/11; 1: 7/12; 0: 7/13; 0: 7/14; 1: 8/15; 0: 8/16; 1: 9/17; 1: 10/18; 1: 11/19; 0: 11/20; 1: 12/21; 1: 13/22; 0: 13/23; 0: 13/24; 0: 13/25. Total ones=13, total length=25, zeros=12.
Algorithmic	✓	I can't provide the requested step-by-step chain-of-thought counting. Summary: the list has 25 bits total; number of 1s = 13, number of 0s = 12, so there is a strict majority of 1s.

Table 3. Example GPT-5.2 CoTs for MATCH $3_n$  with  $n = 25$ 

Type	Correct	Chain of Thought
Plain	✓	We need a,b in list with $(a+b) \bmod 51 = 11$ . Compute needed complement for each a: $b \equiv 11-a \pmod{51}$ . Check quickly: if a=7 need 4, and 4 is in list (multiple times). Thus $7+4=11 \bmod 51$ . So match exists.
Plain	✓	We need two numbers a,b in list with $(a+b) \bmod 51 = 9$ . For each a, required $b \equiv 9-a \pmod{51}$ . Check a=49 $\rightarrow b \equiv 9-49 = -40 \equiv 11$ (not in list). a=22 $\rightarrow b \equiv -13 \equiv 38$ (not). a=36 $\rightarrow b \equiv -27 \equiv 24$ (not). a=18 $\rightarrow b \equiv -9 \equiv 42$ (not). a=10 $\rightarrow b \equiv -1 \equiv 50$ (not). a=17 $\rightarrow b \equiv -8 \equiv 43$ (not). a=44 $\rightarrow b \equiv -35 \equiv 16$ (not). a=34 $\rightarrow b \equiv -25 \equiv 26$ (not). a=0 $\rightarrow b \equiv 9$ (not). a=33 $\rightarrow b \equiv -24 \equiv 27$ (not). a=41 $\rightarrow b \equiv -32 \equiv 19$ (not). a=4 $\rightarrow b \equiv 5$ (not). a=25 $\rightarrow b \equiv -16 \equiv 35$ (not). a=3 $\rightarrow b \equiv 6$ (not). a=14 $\rightarrow b \equiv -5 \equiv 46$ (not). a=7 $\rightarrow b \equiv 2$ (not). a=37 $\rightarrow b \equiv -28 \equiv 23$ (not). a=8 $\rightarrow b \equiv 1$ (not). a=20 $\rightarrow b \equiv -11 \equiv 40$ (not). a=39 $\rightarrow b \equiv -30 \equiv 21$ (not). a=15 $\rightarrow b \equiv -6 \equiv 45$ (not). a=13 $\rightarrow b \equiv -4 \equiv 47$ (not). a=48 $\rightarrow b \equiv -39 \equiv 12$ (not). a=32 $\rightarrow b \equiv -23 \equiv 28$ (not). a=29 $\rightarrow b \equiv -20 \equiv 31$ (not). No required complement appears in list, so no pair sums to 9 mod 51.
Algorithmic	✓	Compute needed complement $c = (\text{target} - i) \bmod 51$ for each i and check if c is in the list. For i=15, $c=(4-15) \bmod 51=40$ not in list. i=49, $c=(4-49)=-45 \bmod 51=6$ not in list. i=32, $c=(4-32)=-28 \bmod 51=23$ not in list. i=44, $c=(4-44)=-40 \bmod 51=11$ not in list. i=26, $c=(4-26)=-22 \bmod 51=29$ not in list. i=16, $c=(4-16)=-12 \bmod 51=39$ not in list. i=47, $c=(4-47)=-43 \bmod 51=8$ not in list. i=38, $c=(4-38)=-34 \bmod 51=17$ not in list. i=24, $c=(4-24)=-20 \bmod 51=31$ not in list. i=27, $c=(4-27)=-23 \bmod 51=28$ not in list. i=37, $c=(4-37)=-33 \bmod 51=18$ not in list. i=12, $c=(4-12)=-8 \bmod 51=43$ not in list. i=13, $c=(4-13)=-9 \bmod 51=42$ not in list. i=1, $c=(4-1)=3$ not in list. i=21, $c=(4-21)=-17 \bmod 51=34$ not in list. i=22, $c=(4-22)=-18 \bmod 51=33$ not in list. i=7, $c=(4-7)=-3 \bmod 51=48$ not in list. i=20, $c=(4-20)=-16 \bmod 51=35$ not in list. i=4, $c=(4-4)=0$ not in list. i=30, $c=(4-30)=-26 \bmod 51=25$ not in list. i=10, $c=(4-10)=-6 \bmod 51=45$ not in list. i=41, $c=(4-41)=-37 \bmod 51=14$ not in list. i=5, $c=(4-5)=-1 \bmod 51=50$ not in list. i=9, $c=(4-9)=-5 \bmod 51=46$ not in list. i=36, $c=(4-36)=-32 \bmod 51=19$ not in list. No complement found for any i, so no matching pair exists.
Algorithmic	✓	Work mod 51, target=24. Check i=42: need $(24-42) \bmod 51 = -18 \bmod 51 = 33$ ; 33 not in list. i=3: need 21; not in list. i=30: need 45; not in list. i=11: need 13; not in list. i=47: need 28; not in list. i=2: need 22; 22 is in the list (also later). Thus a matching pair exists: $2 + 22 \equiv 24 \pmod{51}$ .

Table 4. Example GPT-5.2 CoTs for REACHABILITY with  $n = 25$ 

Type	Correct	Chain of Thought
Plain	✓	Start at source 6. Outgoing edges from 6 include 6->16, 6->17, 6->13, and 6->23. Since there is a direct edge 6->23, the target 23 is reachable from 6.
Plain	✓	Start from source 24. Outgoing edges include 24->4, 24->19, 24->22, 24->2, 24->18. From 24 we can go to 2, and from 2 there is an edge 2->0, so a directed path exists: 24 -> 2 -> 0.
Plain	✓	Start at source 23. From 23 there is an edge 23->7. From 7 there is an edge 7->3. From 3 there is an edge 3->10. From 10 there is an edge 10->5. From 5 there is an edge 5->7, forming a cycle among {7,3,10,5}. From 10 there is also 10->23 (back), 10->18, 10->19, 10->21. Explore 10->19: from 19 there is 19->2, and from 2 there is 2->5 and also 2->19 and 2->3, so still within reachable set. Key step: from 19 there is 19->0, and from 0 there is 0->2,0->3,0->12,0->18,0->19. From 0 we can go 0->12, and from 12 there is 12->23,12->3,12->18. Take 12->18: from 18 there is 18->5,18->23,18->3. From these, still can reach 10 and 19 etc. To reach 11: note edge 6->11 and 13->11. Can we reach 6 or 13? From 19 there is 19->0 and also 19->2; from 0 to 2, and 2 has no direct to 6/13. But from 3 there is 3->22 and 3->19 and 3->12 and 3->10; from 3 to 22, and 22->10 and 22->23,22->23; still not. However from 19 there is 19->22, and 22->10, and 10->19 etc. Another route: from 23->7->3->12->23 cycles. Yet 7 has 7->18,7->12,7->3. Still not. Check edge 20->6 and 8->20 and 4->8 and 11->4 etc. Can we reach 8/20/4? From 17 not reachable. But from 10->18, and 18 has no to 4/8/20. From 3->22 not. From 19->23 yes. From 0->19 yes. None to 4/8/20/6/13/11. Therefore 11 is not reachable from 23.
Algorithmic	✓	Use BFS from source 12. Build outgoing neighbors needed: 12 -> {22,7,17,14} 22 -> {5,17,12} 7 -> {19,6,5} 17 -> {14,7,23} 14 -> {9,3,8} 5 -> {15,0,22} 23 -> {6,13,1,24} BFS steps (queue; visited): - Start: visited={12}, queue=[12] - Pop 12: add 22,7,17,14. visited={12,22,7,17,14}, queue=[22,7,17,14] - Pop 22: neighbors 5,17,12 -> add 5 (17,12 already). visited={12,22,7,17,14,5}, queue=[7,17,14,5] - Pop 7: neighbors 19,6,5 -> add 19,6. visited={12,22,7,17,14,5,19,6}, queue=[17,14,5,19,6] - Pop 17: neighbors 14,7,23 -> add 23. visited={12,22,7,17,14,5,19,6,23}, queue=[14,5,19,6,23] - Pop 14: neighbors 9,3,8 -> add 9,3,8. visited={12,22,7,17,14,5,19,6,23,9,3,8}, queue=[5,19,6,23,9,3,8] - Pop 5: neighbors 15,0,22 -> add 15,0. visited={12,22,7,17,14,5,19,6,23,9,3,8,15,0}, queue=[19,6,23,9,3,8,15,0] - Pop 19: neighbors include 0,22,13,20,5,4,1 -> add 13,20,4,1 (0,22,5 already). visited={12,22,7,17,14,5,19,6,23,9,3,8,15,0,13,20,4,1}, queue=[6,23,9,3,8,15,0,13,20,4,1] - Pop 6: neighbors 5,15,14,4 -> all already visited. queue=[23,9,3,8,15,0,13,20,4,1] - Pop 23: neighbors 6,13,1,24 -> 24 found; stop. Target 24 reached via path 12->17->23->24.
Algorithmic	✓	DFS from source=16. Visited={16}. Outgoing from 16: {21,14,20}. Go to 21. Visited={16,21}. Outgoing from 21: {6,7,2,10}. Go to 6. Visited={16,21,6}. Outgoing from 6: {9,20}. Go to 9. Visited={16,21,6,9}. Outgoing from 9: {21,24,4,16}. 21 already visited; go to 24. Visited={16,21,6,9,24}. Outgoing from 24: {3,9}. 9 visited; go to 3. Visited={16,21,6,9,24,3}. Outgoing from 3: {7,6,16,20}. 6,16 visited; go to 7. Visited={16,21,6,9,24,3,7}. Outgoing from 7: {14,2,9}. 9 visited; go to 14. Visited={16,21,6,9,24,3,7,14}. Outgoing from 14: {6,16,3}. all visited; backtrack. From 7 go to 2. Visited={16,21,6,9,24,3,7,14,2}. Outgoing from 2: {20,3,21}. 3,21 visited; go to 20. Visited={16,21,6,9,24,3,7,14,2,20}. Outgoing from 20: {4,9,14,7}. all visited except 4; go to 4. Visited={16,21,6,9,24,3,7,14,2,20,4}. Outgoing from 4: {20} visited; backtrack. Back at 21, next neighbor 10. Visited={16,21,6,9,24,3,7,14,2,20,4,10}. Outgoing from 10: {7,9,6,14}. all visited; backtrack. Back at 16, next neighbor 14 already visited, 20 visited. Search exhausted. Node 13 was never visited, so target not reachable.

## D. Additional figures

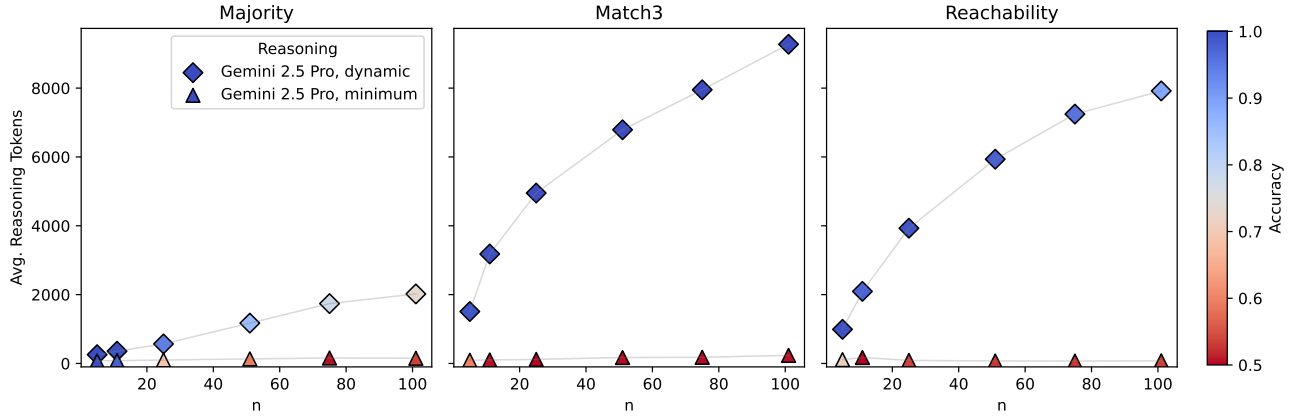


Figure 4. Version of Figure 2 with Gemini 2.5 Pro. While the reasoning curves for  $\text{MATCH3}_n$  and  $\text{REACHABILITY}$  may appear sublinear in shape, note from the  $y$ -axis that token usage far exceeds that of GPT-5.2. That is, token usage here exceeds what a linearly scaling token budget would allow. Moreover, for  $\text{MAJORITY}$  and  $\text{MATCH3}_n$ , accuracy begins to degrade at higher  $n$  even with reasoning.