

# Linguistic Blind Spots in Clinical Decision Extraction

Mohamed Elgaar and Hadi Amiri

University of Massachusetts Lowell

{melgaar,hadi}@cs.uml.edu

## Abstract

Extracting medical decisions from clinical notes is a key step for clinical decision support and patient-facing care summaries. We study how the linguistic characteristics of clinical decisions vary across decision categories and whether these differences explain extraction failures. Using MedDec discharge summaries annotated with decision categories from the Decision Identification and Classification Taxonomy for Use in Medicine (DICTUM), we compute seven linguistic indices for each decision span and analyze span-level extraction recall of a standard transformer model. We find clear category-specific signatures: drug-related and problem-defining decisions are entity-dense and telegraphic, whereas advice and precaution decisions contain more narrative, with higher stopword and pronoun proportions and more frequent hedging and negation cues. On the validation split, exact-match recall is 48%, with large gaps across linguistic strata: recall drops from 58% to 24% from the lowest to highest stopword-proportion bins, and spans containing hedging or negation cues are less likely to be recovered. Under a relaxed overlap-based match criterion, recall increases to 71%, indicating that many errors are span boundary disagreements rather than complete misses. Overall, narrative-style spans—common in advice and precaution decisions—are a consistent blind spot under exact matching, suggesting that downstream systems should incorporate boundary-tolerant evaluation and extraction strategies for clinical decisions.

## 1 Introduction

Medical decisions documented in clinical notes directly shape patient care and outcomes. Automatically extracting and classifying these decisions enables clinical decision support and patient-facing summaries (Elgaar et al., 2024, 2025), and can support efforts to identify and mitigate health disparities (Amiri et al., 2024). However, decision spans

differ systematically in linguistic form across decision types, which can create predictable failure modes for extraction models.

Clinical documentation is produced under time pressure, leading to a mix of shorthand fragments, list-like structures, and domain-specific terminology (Sager et al., 1994). This leads to a strong stylistic heterogeneity across decision categories. Drug-related decisions, for example, tend to be entity-dense with medication names and dosages, while advice and precaution decisions are more narrative and instruction-like, often expressed with conditionals, hedging, and negation. This heterogeneity motivates two research questions: (**RQ1**) how do linguistic characteristics differ across medical decision categories, and (**RQ2**) are these characteristics associated with extraction errors?

We study these questions using the MedDec dataset (Elgaar et al., 2024), which contains discharge summaries annotated with decision spans according to the Decision Identification and Classification Taxonomy for Use in Medicine (DICTUM) (Ofstad et al., 2016). For each annotated span, we compute seven linguistic indices capturing readability, lexical composition, and discourse markers. Our results indicate that decision categories show distinct linguistic profiles and that recall (of a baseline transformer model) degrades substantially for spans with higher proportions of stopwords, hedging cues, and negation cues.

The contributions of this work are threefold. First, we characterize linguistic variation across nine medical decision categories in discharge summaries. Second, we link linguistic features to extraction failures at span level, including a 34-point recall drop between the lowest and highest stopword strata on validation data. Third, we connect these error patterns to downstream use: decision categories that are especially important for patient understanding disproportionately show the linguistic features most associated with extraction failures.

## 2 Related Work

Medical decision extraction builds on foundational clinical NLP resources and the DICTUM taxonomy. Ofstad et al. (2016) introduced DICTUM to categorize clinical decisions into ten types (e.g., drug-related, therapeutic procedure, advice and precaution, treatment goals). MedDec adapts this taxonomy for computational extraction from discharge summaries (Elgaar et al., 2024); following the evaluation setup used throughout, our analyses restrict attention to nine categories, excluding legal/insurance due to limited annotation availability. Amiri et al. (2024) analyzed these decision spans and showed that the frequency of documented decisions differs significantly by patients’ language proficiency (and, to a lesser extent, sex) across decision types, indicating documentation disparities that can propagate into downstream clinical NLP models.

A parallel line of work studies the linguistic complexity of clinical text and argues for domain-specific measures beyond generic readability formulas. Zheng and Yu (2017) showed that standard readability metrics correlate poorly with perceived difficulty in electronic health records, motivating domain-specific complexity modeling. Crossley et al. (2020) developed NLP-based readability predictors for physician messages, and Jiang and Xu (2024) provided fine-grained medical sentence readability annotations, finding that jargon span density better matches human judgments.

Beyond difficulty estimation, prior work has highlighted that specific linguistic features can shape downstream behavior and that feature choice matters. Brown et al. (2021) discussed challenges in measuring health literacy from patient-provider messages, emphasizing careful selection and interpretation of linguistic indices. Work on uncertainty phenomena in biomedical text indicates that negation, hedging, and related markers can affect extraction outcomes (Nickels et al., 2024). However, limited work has systematically quantified—within medical decision extraction—how linguistic properties of the target spans relate to extraction performance at the span level, which this paper addresses.

## 3 Methods

### 3.1 MedDec Dataset

MedDec (Elgaar et al., 2024) contains 451 discharge summaries from MIMIC-III (Johnson et al., 2016) annotated with medical decision spans. Spans are labeled with several categories: defining

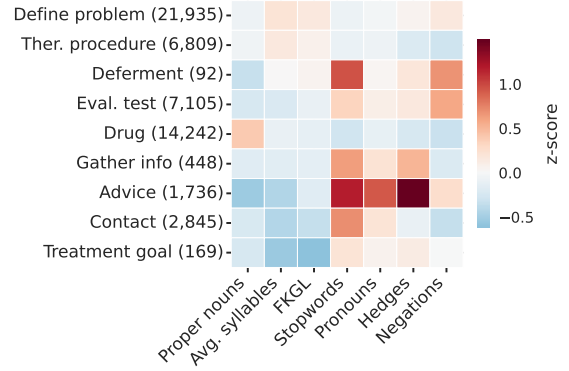


Figure 1: Z-scored mean linguistic indices by decision category. For each index, values are z-scored across all plotted spans as  $z = (x - \mu)/\sigma$  before computing category means. Red indicates above-average values; blue indicates below-average. Advice and precaution decisions show elevated hedging, negation, and pronoun use.

problem, evaluating test result, drug-related, therapeutic procedure related, gathering information, advice and precaution, contact-related, treatment goal, and deferment. The data contains 350/53/48 discharge summaries with 42,223/6,851/6,307 spans in train/validation/test splits. Corpus analyses (RQ1) use all spans across the corpus, while extraction reliability analyses (RQ2) uses validation data to avoid post-hoc selection on test and prevent test-set leakage.

### 3.2 Linguistic Indices

Seven linguistic indices are computed for each gold span, extracted using the LFTK library (Lee and Lee, 2023) and lexicon-based augmentation. The indices are grounded in prior research on clinical text complexity. Flesch-Kincaid Grade Level (FKGL) (Kincaid et al., 1975) measures readability based on sentence and word length; prior work has examined its applicability to clinical documentation (Zheng and Yu, 2017). Average syllables per word serves as a proxy for lexical complexity, reflecting the polysyllabic nature of medical terminology (Sager et al., 1994). The proportion of proper nouns captures entity density, as clinical text relies heavily on specific drug names, anatomical terms, and eponymous conditions. The proportion of stopwords indicates telegraphic versus narrative style; the exact stopword list used in this work is provided in Appendix C.2. The proportion of pronouns reflects referential language use. Binary indices include the presence of hedge and negation cues, computed using explicit cue lists (Appendix C.1).

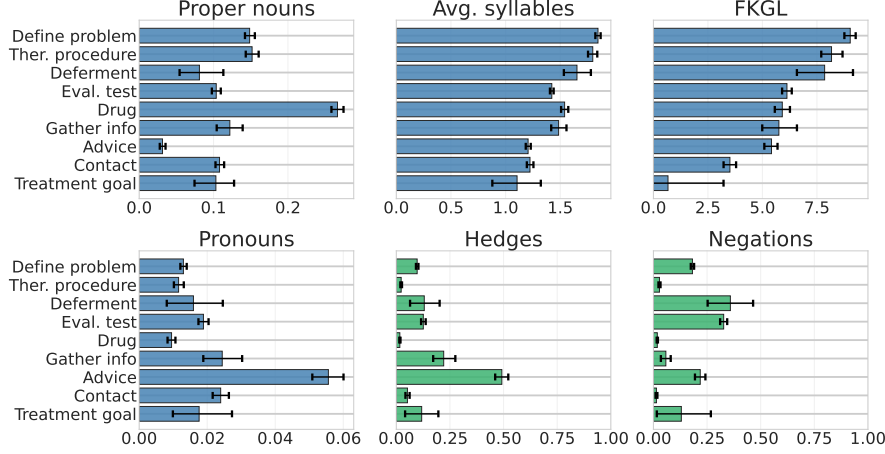


Figure 2: Linguistic index distributions by decision category. Error bars indicate 95% cluster-bootstrap confidence intervals. Categories are ordered by mean FKGL. Binary indices (hedge/negation presence) report the proportion of spans containing the marker.

### 3.3 Extraction Model and Evaluation

A RoBERTa-based (Liu et al., 2019) span extraction model is trained on the MedDec training split following the standard configuration from Elgaar et al. (2024). We do not introduce additional model variants in this work; the goal is to analyze span-level reliability under a fixed, standard extractor. Accordingly, we keep the baseline configuration fixed and do not perform additional hyperparameter tuning in this study. For evaluation, each gold span is marked as matched ( $is\_matched = 1$ ) if the model produces a prediction with the correct category label and an exact match on normalized span text; otherwise  $is\_matched = 0$ . As a sensitivity analysis, a relaxed match criterion marks a gold span as matched if there exists a predicted span of the same category with token-level overlap  $IoU \geq 0.5$  on token index ranges. Because partial overlaps can count as matches, improvements under  $IoU$  mainly indicate span-boundary disagreements rather than complete misses.

We report recall because the evaluation is gold-span-centric: each gold span contributes one  $is\_matched$  outcome, and averaging this indicator within a subset of gold spans yields  $TP/(TP + FN)$ . Precision would require a complementary predicted-span-centric analysis to account for spurious predictions that do not match any gold span, which is outside the scope of this diagnostic reliability study.

To assess the relationship between linguistic indices and extraction performance, spans are stratified by index values. Continuous indices are di-

vided into quantile bins (up to five bins); for indices with many tied values, quantile binning may yield fewer than five non-empty bins. Binary indices use their natural 0/1 values. Within each stratum, mean recall (proportion of matched spans) is computed with 95% CI using cluster bootstrap resampling by document to account for within-document dependence. Appendix B.1 reports bin ranges and sample sizes.

## 4 Results

We answer RQ1 by characterizing how decision categories differ in linguistic indices (Figure 1–2). We answer RQ2 by measuring how these indices relate to span-level extraction recall on the validation split (Figure 3–4, Table 2).

### 4.1 Linguistic Variation Across Categories

(RQ1) Figure 1 presents z-scored means of linguistic indices across decision categories. The analysis reveals distinct linguistic signatures. Drug-related decisions ( $n=14,242$ ) exhibit high proper noun density, reflecting medication names, and low stopword proportions consistent with telegraphic documentation. Defining problem decisions ( $n=21,935$ ) show similar patterns with elevated syllable counts indicating complex medical terminology.

In contrast, advice and precaution decisions ( $n=1,736$ ) display markedly different characteristics: elevated stopwords, pronouns, hedges, and negations. This pattern reflects the narrative, conditional nature of patient instructions (e.g., “If you experience chest pain, you should call your doc-

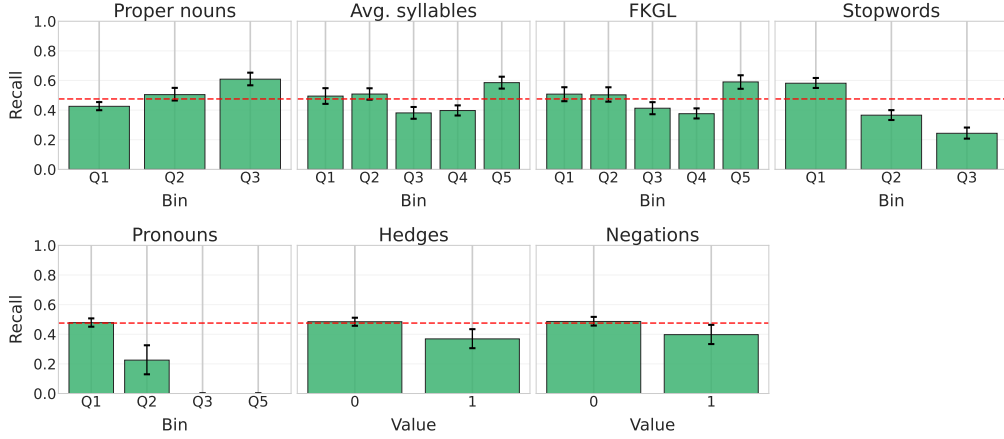


Figure 3: Span-level extraction recall by linguistic index bins (exact match). Dashed line indicates overall recall (48%). Error bars show 95% cluster-bootstrap confidence intervals. Higher stopword proportions are strongly associated with lower recall.

Category	<i>n</i> (val)	Recall (95% CI)
Defining problem	2720	0.560 [0.533, 0.593]
Drug-related	1954	0.545 [0.486, 0.597]
Advice and precaution	205	0.478 [0.369, 0.578]
Therapeutic procedure related	816	0.333 [0.284, 0.379]
Evaluating test result	780	0.276 [0.225, 0.332]
Contact-related	284	0.275 [0.226, 0.328]
Treatment goal	46	0.130 [0.031, 0.474]
Gathering information	41	0.000 [0.000, 0.000]
Deferment	5	0.000 [0.000, 0.000]

Table 1: Category-stratified extraction recall on the validation split (exact match). Confidence intervals are cluster-bootstrapped by document.

Index (z-scored)	Coef.	95% CI
Proportion of proper nouns	0.051	[-0.039, 0.144]
Average syllables	0.060	[-0.248, 0.375]
FKGL (Readability)	0.017	[-0.282, 0.296]
Proportion of stopwords	-0.556	[-0.656, -0.471]
Proportion of pronouns	-0.084	[-0.158, -0.013]
Hedge presence	-0.039	[-0.103, 0.020]
Negation presence	0.058	[-0.026, 0.152]

Table 2: Category-controlled logistic regression of *is\_matched* on linguistic indices with category fixed effects. Coefficients are log-odds; confidence intervals are cluster-bootstrapped by document.

tor”). Contact-related and treatment goal decisions similarly show higher stopword proportions and lower entity density, consistent with their communicative rather than diagnostic function.

Figure 2 presents the absolute distributions of each linguistic index across categories. Drug-related decisions show the highest proper noun density, while advice and precaution decisions show the lowest. Hedges are rare in drug-related decisions and common in advice and precaution decisions. These patterns suggest that decision categories occupy different regions of the linguistic feature space.

## 4.2 Extraction Recall by Linguistic Features

(RQ2) Figure 3 presents validation-set span-level recall stratified by linguistic index bins. Overall model recall is 48%. Recall also varies substantially by decision category (Table 1), with higher recall for entity-dense categories (e.g., defining problem, drug-related) and lower recall for several communicative or lower-frequency categories.

The strongest feature effect appears for stopwords: spans in the lowest stopword bin (telegraphic text) achieve 58% recall, while those in the highest bin achieve 24% recall. This 34 percentage point gap indicates that narrative-style spans pose substantial extraction challenges.

Proper noun density shows the opposite pattern: spans with the highest proper noun proportions achieve 61% recall compared to 43% for the lowest bin. This suggests that entity-dense spans (e.g., with specific drug names or anatomical terms) are associated with higher recall, potentially because they provide stronger lexical anchors.

Binary discourse markers are also associated with extraction difficulty. Spans containing hedging cues show 37% recall compared to 48% for spans without hedges. Similarly, spans with negation markers achieve 40% recall versus 49% for those without. These differences, while smaller in magnitude than the stopword effect, indicate that uncertainty and polarity markers correlate with extraction failures.

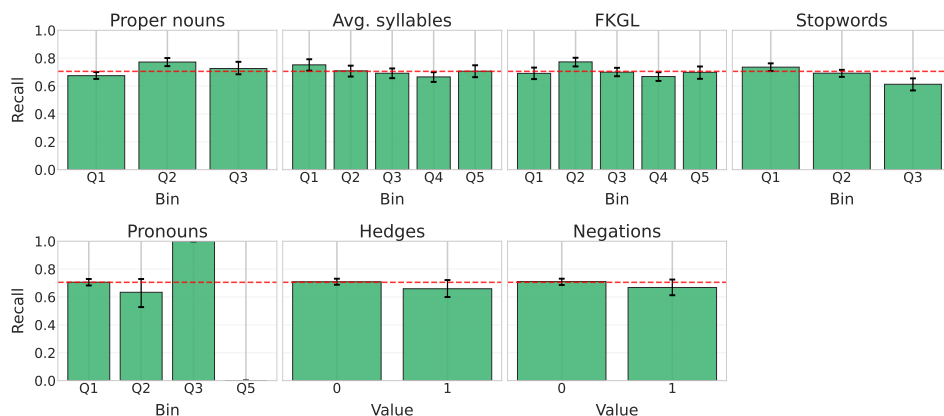


Figure 4: Span-level extraction recall by linguistic index bins under a relaxed overlap-based match criterion ( $\text{IoU} \geq 0.5$  within category). Dashed line indicates overall recall (71%).

Controlling for category via logistic regression corroborates the stopword effect. Stopword proportion remains strongly negatively associated with matching probability ( $\beta = -0.56$ , 95% CI  $[-0.66, -0.47]$ ), while hedge and negation are not robust after controlling for category (Table 2).

Under the relaxed match criterion ( $\text{IoU} \geq 0.5$  within category), overall recall increases to 71% and the qualitative feature gradients persist but shrink, e.g., the stopword gap decreases from 34 points (exact match) to 12 points (Figure 4).

### 4.3 Implications

Taken together, the corpus analysis (RQ1) and reliability results (RQ2) suggest a mismatch between instruction-like, patient-directed spans and what the model extracts reliably under exact match. Advice and precaution decisions are often patient-facing and more narrative in style, with higher stopword and pronoun proportions and more frequent uncertainty markers. Because stopword proportion is negatively associated with exact-match recall even after controlling for category, the baseline extractor is less reliable on instruction-like spans; deployments could add additional verification for advice and precaution or other narrative-style outputs.

## 5 Discussion

Span-level recall decreases as decision text becomes more narrative (e.g., higher stopword proportion), which the baseline extractor handles less reliably than telegraphic spans. The telegraphic, entity-dense style characteristic of drug-related and diagnostic decisions aligns with patterns that the extractor handles well. However, the narrative style of patient-directed advice, which often employs con-

ditional language, hedging, and personal pronouns, is more difficult under exact match.

One plausible explanation is distributional: the model sees many entity-heavy spans and fewer advice-style constructions during training. Hedging and negation co-occur with advice-style spans, but their associations attenuate after controlling for category, suggesting these cues largely act through category/style composition.

Appendix A reports demographic differences in the linguistic indices used here. Decision spans for non-English-speaking patients show lower lexical complexity compared to English-speaking patients, while documentation for male patients shows higher entity density than for female patients. This motivates evaluating extraction performance by demographic strata in future work.

For deployment, reliability signals could incorporate simple style indicators such as stopword proportion. For clinical decision support, confidence calibration can condition on category and span style (e.g., stopword-heavy vs. entity-dense spans). For patient-facing applications, advice and precaution extractions warrant targeted improvements or routine human review.

## 6 Conclusion

This study shows that the linguistic form of medical decisions is strongly associated with extraction model performance. Decision categories have distinct linguistic profiles, and exact-match recall drops by 34 points between the lowest and highest stopword strata on validation data. Narrative-style spans—especially in advice and precaution—perform worse under exact match; feature-stratified evaluation can help target improvements for these spans.



## Limitations

We evaluate one span-extraction architecture on discharge summaries from a single dataset; the observed associations between linguistic indices and extraction reliability may differ for other model families, training protocols, or clinical note types. Second, the evaluation is centered on recall over gold spans. While this design directly supports diagnosing which gold spans are missed, it does not quantify precision or the extent of spurious predictions, which would require an additional predicted-span-centric analysis. Third, the linguistic indices are surface-level operationalizations of complexity (e.g., cue-list matches for hedging and negation) and do not model scope or syntax; richer linguistic representations may yield more nuanced explanations of failure modes.

## References

- Hadi Amiri, Nidhi Vakil, Mohamed Elgaar, Jiali Cheng, Mitra Mohtarami, Adrian Wong, Mehrnaz Sadrolashrafi, and Leo A. Celi. 2024. [Analysis of race, sex, and language proficiency disparities in documented medical decisions](#). *medRxiv*.
- William Brown, Renu Balyan, Andrew J. Karter, Scott A. Crossley, Winta Semere, Hilary C. Duber, Urmimala Sarkar, and Dean Schillinger. 2021. [Challenges and solutions to employing natural language processing and machine learning to measure patients' health literacy and physician writing complexity](#). *Journal of Biomedical Informatics*, 118:103789.
- Scott A. Crossley, Renu Balyan, Jianmin Liu, Andrew J. Karter, Danielle McNamara, and Dean Schillinger. 2020. [Predicting the readability of physicians' secure messages to improve health communication using novel linguistic features: Findings from the ECLIPSE study](#). *Journal of Communication in Healthcare*, 13(4):344–356.
- Mohamed Elgaar, Hadi Amiri, Mitra Mohtarami, and Leo Anthony Celi. 2025. MedDecXtract: A clinician-support system for extracting, visualizing, and annotating medical decisions in clinical narratives. In *Proceedings of the 63rd Annual Meeting of the Association for Computational Linguistics: System Demonstrations*. Association for Computational Linguistics.
- Mohamed Elgaar, Jiali Cheng, Nidhi Vakil, Hadi Amiri, and Leo Anthony Celi. 2024. [MedDec: A dataset for extracting medical decisions from discharge summaries](#). In *Findings of the Association for Computational Linguistics ACL 2024*, pages 16442–16455, Bangkok, Thailand and virtual meeting. Association for Computational Linguistics.
- Chao Jiang and Wei Xu. 2024. [MedReadMe: A systematic study for fine-grained sentence readability in medical domain](#). In *Proceedings of the 2024 Conference on Empirical Methods in Natural Language Processing*, pages 17293–17319, Miami, Florida, USA. Association for Computational Linguistics.
- Alistair E. W. Johnson, Tom J. Pollard, Lu Shen, Liwei H. Lehman, Mengling Feng, Mohammad Ghassemi, Benjamin Moody, Peter Szolovits, Leo Anthony Celi, and Roger G. Mark. 2016. [MIMIC-III, a freely accessible critical care database](#). *Scientific Data*, 3:160035.
- J. Peter Kincaid, Robert P. Fishburne, Richard L. Rogers, and Brad S. Chissom. 1975. [Derivation of new readability formulas \(Automated Readability Index, Fog Count and Flesch Reading Ease formula\) for Navy enlisted personnel](#). Technical Report Research Branch Report 8-75, Naval Technical Training Command, Millington, TN.
- Bruce W. Lee and Jason Lee. 2023. [LFTK: Handcrafted features in computational linguistics](#). In *Proceedings of the 18th Workshop on Innovative Use of NLP for Building Educational Applications (BEA 2023)*, pages 1–19, Toronto, Canada. Association for Computational Linguistics.
- Yinhan Liu, Myle Ott, Naman Goyal, Jingfei Du, Mandar Joshi, Danqi Chen, Omer Levy, Mike Lewis, Luke Zettlemoyer, and Veselin Stoyanov. 2019. [RoBERTa: A robustly optimized BERT pretraining approach](#). *ArXiv preprint*, abs/1907.11692.
- Lindsay C. Nickels, Teresa L. Marshall, Emma Edgerton, Caroline Weir, and Guilherme Del Fiol. 2024. [Defining diagnostic uncertainty as a discourse type: A transdisciplinary approach to analysing clinical narratives of electronic health records](#). *Applied Linguistics*, 45(3):523–545.
- Eirik Ofstad, Jan Frich, Edvin Schei, Richard Frankel, and Pål Gulbrandsen. 2016. [What is a medical decision? A taxonomy based on physician statements in hospital encounters: a qualitative study](#). *BMJ Open*, 6(2):e010098.
- Naomi Sager, Margaret Lyman, Christine Bucknall, Ngo Nhan, and Leo J. Tick. 1994. [Natural language processing and the representation of clinical data](#). *Journal of the American Medical Informatics Association*, 1(2):142–160.
- Jiaping Zheng and Hong Yu. 2017. [Readability formulas and user perceptions of electronic health records difficulty: a corpus study](#). *Journal of Medical Internet Research*, 19(3):e59.

## A Demographic Variation in Documentation Style

For the demographic stratification discussed in the main text, we provide summary statistics for each linguistic index. We report z-scored means per linguistic index within each demographic group, which puts indices on a common scale.

Figure 5 presents z-scored linguistic indices stratified by patient demographics. Documentation for non-English-speaking patients ( $n=19,719$ ) shows systematically lower lexical complexity—fewer proper nouns, fewer syllables per word, and lower FKGL—compared to documentation for English-speaking patients ( $n=35,662$ ). This pattern may reflect linguistic accommodation by clinicians or differences in documentation detail.

Gender differences are also apparent. Documentation for male patients ( $n=31,954$ ) shows higher proper noun density and syllable counts with fewer pronouns, suggesting a more formal, entity-dense style. Documentation for female patients ( $n=23,427$ ) exhibits the opposite pattern with more pronouns and slightly more hedging, indicating a more narrative style. Major ethnic groups show relatively weak deviations, though small-sample groups exhibit extreme patterns likely attributable to sample size rather than systematic differences.

These demographic variations intersect with the extraction reliability findings: if documentation for certain patient groups exhibits more narrative-style language, extraction models may show differential performance across populations.

## B Additional Evaluation Details

This appendix documents the evaluation protocol and the stratified analyses referenced in the main text. It specifies (i) the decision categories included, (ii) how spans are counted within strata, and (iii) how uncertainty is estimated, so readers can reproduce the reported trends. Tables 3–2 cover the binning/control details; Figure 4 repeats the stratified analysis under a relaxed match rule.

We use the same span-level definition as in the main analysis. Each gold span receives a binary `is_matched` indicator under the stated match criterion, and recall is the mean of this indicator within the relevant subset of spans.

We compute confidence intervals with a document-level cluster bootstrap. This prevents multiple spans from the same note from making uncertainty look too small.

Index	Bin	Range	$n$ (val)
Proper nouns	0	[0.000, 0.130]	4112
	1	[0.132, 0.333]	1540
	2	[0.341, 1.000]	1199
Avg. syllables	0	[0.071, 0.909]	1375
	1	[0.913, 1.250]	1481
	2	[1.257, 1.600]	1265
	3	[1.605, 2.167]	1360
	4	[2.176, 11.000]	1370
FKGL	0	[-12.524, -1.450]	1404
	1	[-1.443, 2.890]	1344
	2	[2.898, 7.567]	1364
	3	[7.570, 13.113]	1453
	4	[13.158, 114.600]	1286
Stopwords	0	[0.000, 0.167]	4114
	1	[0.170, 0.333]	1624
	2	[0.341, 1.000]	1113
Pronouns	0	[0.000, 0.200]	6777
	1	[0.211, 0.333]	71
	2	[0.500, 0.500]	2
	3	[1.000, 1.000]	1
Hedges	0/1	{0,1}	6314 / 537
Negations	0/1	{0,1}	6013 / 838

Table 3: Quantile-bin ranges and sample sizes used for stratified recall estimates on the validation split. Some indices yield fewer than five bins due to tied values in quantile binning.

### B.1 Category-stratified recall and binning details

Table 1 (main text) reports category-stratified exact-match recall on the validation split. Unless noted otherwise, figures and tables use nine DICTUM-aligned decision categories; we exclude the legal/insurance category because it is out of scope for the evaluation setup used here.

Table 3 lists the bin ranges and sample sizes used for stratified recall estimates. These bins define the strata used in the stratified recall plots. Quantile binning is performed per index on the validation split; for indices with many tied values, quantile binning can collapse to fewer than five bins. Accordingly, some indices yield three (or fewer) non-empty bins even when the target is five quantiles.

The tables above summarize stratified recall directly; the regression in the main text (Table 2) tests whether the same patterns hold after adjusting for differences in category composition. Coefficients are reported in log-odds. Since indices are z-scored before fitting, coefficients can be compared in magnitude across indices.

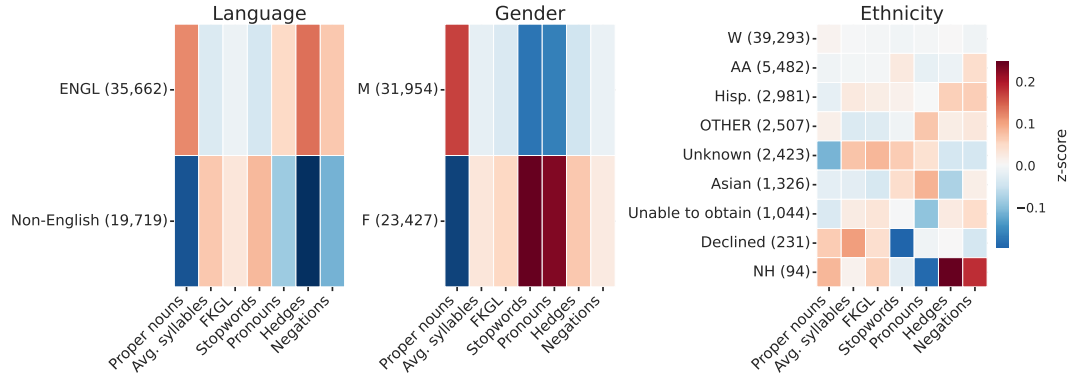


Figure 5: Z-scored linguistic indices by patient demographics. Documentation for non-English-speaking and female patients shows lower entity density and more narrative style.

## B.2 Relaxed match sensitivity analysis

To separate full misses from span-boundary disagreements, Figure 4 repeats the stratified analysis under a relaxed overlap-based match criterion ( $\text{IoU} \geq 0.5$  within category). Recall increases under  $\text{IoU} \geq 0.5$ , but the direction of the stratified trends is similar to the exact-match results. This suggests boundary disagreements explain some of the errors, while full misses remain.

The relaxed-match analysis helps distinguish segmentation errors from category confusion. When recall improves under  $\text{IoU}$ -based matching, the model often finds the correct decision content but disagrees on exact boundaries.

## C Lexical Resources for Indices

### C.1 Cue lists for hedges and negation

Negation cues			
absent	cannot	denied	denies
deny	free of	lack of	lacking
lacks	neg	negative	neither
never	no	no evidence	no signs
no symptoms	nobody	non	none
nor	not	nothing	nowhere
rule out	ruled out	rules out	unable
unlikely	unremarkable	without	

Table 4: Lexicon of negation cues used for index computation.

Hedge and negation indicators are computed by matching span text against the cue sets in Tables 4 and 5 (case-insensitive string match; multiword cues are matched as phrases). We use string-matched cue lists so the indices map directly to explicit cue strings in the span text.

Hedge cues			
about	appeared	appears	approximate
approximately	around	await	awaiting
concern	concerned	consider	considered
could	differential	equivocal	estimated
if	likely	may	might
or	pending	perhaps	possible
possibly	potential	potentially	presumed
presumptive	probable	probably	questionable
seems	seemed	should	suggested
suggests	suspect	suspected	suspicion
tentative	uncertain	unclear	unlikely
versus	vs	whether	

Table 5: Lexicon of hedge cues used for index computation.

These indicators are coarse: they do not model scope or syntactic attachment. We use them as surface markers of uncertainty and polarity inside extracted decision spans.

### C.2 Stopword list

This appendix lists the exact stopwords set used to compute Proportion of stopwords. We include the stopwords list to make the stopwords-based stratification reproducible and to specify what this study treats as narrative “glue” text. The set was generated by a short Python script and is based on spaCy’s English stopwords.<sup>1</sup>

We print the stopwords as a readable list; any duplicates in the printed table do not matter because the computation uses set membership.

This list is intentionally broad: it includes function words, auxiliaries, and common discourse glue that increases span narrativity without necessarily adding domain content. Because the metric is

<sup>1</sup>[https://github.com/explosion/spaCy/blob/master/spacy/lang/en/stop\\_words.py](https://github.com/explosion/spaCy/blob/master/spacy/lang/en/stop_words.py).



Stopwords									
a	about	above	across	after	afterwards	again	against	all	almost
alone	along	already	also	although	always	am	among	amongst	amount
an	and	another	any	anyhow	anyone	anything	anyway	anywhere	are
around	as	at	back	be	became	because	become	becomes	becoming
been	before	beforehand	behind	being	below	beside	besides	between	beyond
both	bottom	but	by	ca	call	can	cannot	could	did
do	does	doing	done	down	due	during	each	eight	either
eleven	else	elsewhere	empty	enough	even	ever	every	everyone	everything
everywhere	except	few	fifteen	fifty	first	five	for	former	formerly
forty	four	from	front	full	further	get	give	go	had
has	have	he	hence	her	here	hereafter	hereby	herein	hereupon
hers	herself	him	himself	his	how	however	hundred	i	if
in	indeed	into	is	it	its	itself	just	keep	last
latter	latterly	least	less	made	make	many	may	me	meanwhile
might	mine	more	moreover	most	mostly	move	much	must	my
myself	n't	n't	n't	name	namely	neither	never	nevertheless	next
nine	no	nobody	none	noone	nor	not	nothing	now	nowhere
of	off	often	on	once	one	only	onto	or	other
others	otherwise	our	ours	ourselves	out	over	own	part	per
perhaps	please	put	quite	rather	re	really	regarding	s	same
say	see	seem	seemed	seeming	seems	serious	several	she	should
show	side	since	six	sixty	so	some	somehow	someone	something
sometime	sometimes	somewhere	still	such	take	ten	than	that	the
their	them	themselves	then	thence	there	thereafter	thereby	therefore	therein
thereupon	these	they	third	this	those	though	three	through	throughout
thru	thus	to	together	too	top	toward	towards	twelve	twenty
two	under	until	up	unless	upon	us	used	using	various
very	via	was	we	well	were	what	whatever	when	whence
whenever	where	whereafter	whereas	whereby	wherein	whereupon	wherever	whether	which
while	whither	who	whoever	whole	whom	whose	why	will	with
within	without	would	yet	you	your	yours	yourself	yourselves	'd
'll	'm	're	's	've					

Table 6: Stopword list used to compute stopword proportion.

computed as a proportion over tokens in the gold span, longer instructional spans with more connective language will naturally score higher than telegraphic problem and medication fragments.