

Bayesian Networks and Proof-Nets: the proof-theory of Bayesian Inference

Rémi Di Guardia, Thomas Ehrhard, Jérôme Evrard, and Claudia Faggian

IRIF, Université Paris Cité - CNRS

Abstract. We study the correspondence between Bayesian Networks and graphical representation of proofs in linear logic. The goal of this paper is threefold: to develop a proof-theoretical account of Bayesian inference (in the spirit of the Curry-Howard correspondence between proofs and programs), to provide compositional graphical methods, and to take into account computational efficiency.

We exploit the fact that the decomposition of a graph is more flexible than that of a proof-tree, or of a type-derivation, even if compositionality becomes more challenging.

Keywords: Proof-Nets · Bayesian Networks · Linear Logic

1 Introduction

Bayesian Networks [23] are a prominent tool for probabilistic reasoning, as they are able to express large probability distributions in a way which is compact (*factorized representation*) and which allows for efficient inference (*factorized computation*).

In this paper we propose a proof-theoretical account of Bayesian Networks and of factorized inference, via Linear Logic [10,13], namely its graph syntax—proof-nets—which embeds *cut-elimination* (and its dual, cut-expansion) as a graph-rewriting process. The benefits of an approach bringing together Bayesian Networks and the rich toolbox of a proof-theory which is intrinsically resources-aware, is to accommodate both compositional, graphical reasoning, and efficient computations.

In the setting of categorical probability theory, a rich body of work pioneered by [1,17,18] has already disclosed a deep connection between Bayesian Networks and logic, bringing a compositional and structured approach into probabilistic reasoning (an in-depth treatment is in [16]). A key ingredient here is the graphical calculus of string diagrams, which provides a uniform and expressive language for formal diagrammatic reasoning, interpreted into monoidal categories.

One aspect which is generally missing in the categorical approach is the space and time consumption of probabilistic reasoning, which however is a strong motivation behind the introduction [22] and development of Bayesian Networks. Recent work rooted in Linear Logic [5,6,8] is bringing a cost-aware perspective into semantics. In particular, [8] introduces a semantical framework that integrates the efficiency of Bayesian networks with the compositional nature of type

systems, by equipping (a linear logic variant of) λ -terms with a semantics based on *factors*, the very same mathematical structures underlying BNs and their inference algorithms.

With the proof-nets formalism, we aim at unlocking the best of both approaches: efficiency and graphical reasoning. Along the way, we gain a foundational understanding, where the cornerstone of proof-theory, namely *cut-elimination* (and its dual, cut-expansion), has a prominent role.

Factorized representation and factorized computation. A joint distribution is a *global* function involving many variables. A common way to deal with a complex function is to factorize it as a product of *local* functions, each of which depends on a subset of the variables. In the setting of Bayesian Networks, factorization involves both the representation and the algorithms for (exact) inference.

In proof-theory, the natural way to *factorize a proof* in smaller components is to factorize it in sub-proofs which are then *composed via cut*. We follow exactly this way. In section 8.1, we *factorize* a proof-net in the composition of smaller nets, whose interpretation has a smaller cost (Section 8.2).

Graphical reasoning. In Section 7 we demonstrate graphical reasoning by providing an extremely simple (diagrammatic) proof of the soundness of d-separation, a well-known graphical criterion to establish conditional independence among random variables.

Graph Decomposition and Graph Compositionality Both to achieve an efficient factorization and in graphical reasoning, we exploit the fact that the decomposition of a graph is much more flexible than that of a proof-tree (or of a type-derivation). The challenge we face is that (efficient) compositionality is less immediate (Thm. 5.2), and associating a proof-tree to the graph decomposition is also non trivial (Section 8.3).

Cost. In general, the cost of *actually computing* the semantics explodes when taking a categorical approach, because the product \otimes behaves like the tensor product of matrices (see [8] for examples); computing the semantics of n binary random variables easily leads to intermediate computations whose size is much larger than 2^n , the size of the *full* joint distribution. The efficiency of a factors-based semantics (as in Bayesian Networks, and as in [8]) lies in a definition of product (the *factors product*) which *is not* behaving like the tensor product of matrices.

Related work. We have already mentioned above the most relevant literature related to our work. Here we briefly comment on the papers which are more technically related.

The syntax of proof-net with boxes is introduced in [5], however while the syntax allows the encoding of Bayesian Networks, it does not characterize them (a proof-net does not necessarily correspond to a Bayesian Network). We are

inspired by that paper, which advocates cost-awareness in the computation of the semantics. The approach in [5] is to use inference algorithms to efficiently compute the denotation of any proof. In this paper, we follow a different directions: we focus on the proof-nets, and on inference-as-interpretation where the data structure which supports the computations is the proof-net itself.

We adopt the factor-based semantics introduced in [8]; while we inherit most of their results, our notions of “component” and “compositionality” are stronger (how we explain in Section 5.2), yielding to Thm. 5.2.

2 Background

2.1 An informal example

A Bayesian Network consists of two parts: a qualitative component, given by a directed acyclic graph, and a quantitative component, given by conditional probabilities. This bears a striking resemblance with proof-nets of Linear Logic (LL) [10,13]: proof-nets are a graph representation of the syntax and cut-elimination of LL proofs, to which can naturally be associated a quantitative interpretation (see, *e.g.*, [7]).

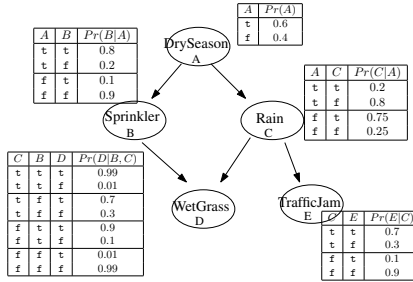


Fig. 1. Example of Bayesian Network

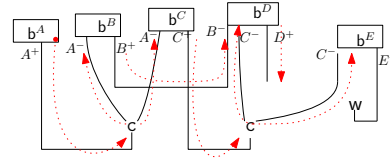


Fig. 2. Proof-net \mathcal{R}_D

An example of Bayesian Network. Let us start with a classical example (from [4]). We want to model the fact that the lawn being Wet in the morning may depend on either Rain or the Sprinkler being on. In turn, both Rain and the regulation of the Sprinkler depend on the Season. Moreover, Traffic Jams are correlated with Rain. The dependencies between these five variables (shortened into A, B, C, D, E) are pictured in Fig. 1, where the strength of the dependencies is quantified by conditional probability tables. We wonder: did it rain last night? Assuming we are in DrySeason, our *prior* belief is that Rain happens with probability 0.2. However, if we observe that the lawn is Wet, our confidence will increase. The updated belief is called *posterior*. The model in Fig. 1 allows us to infer the *posterior probability* of Rain, given the evidence, formally

$\Pr(C = \mathbf{t} \mid D = \mathbf{t})$, or to infer how likely is it that the lawn is wet, *i.e.* infer the *marginal* $\Pr(D = \mathbf{t})$. Conditional probabilities and marginals are typical queries which can be answered by *Bayesian inference*, whose core is Bayes conditioning.

So, to obtain the posterior $\Pr(C = \mathbf{t} \mid D = \mathbf{t})$, we have to compute:

- the marginal $\Pr(C = \mathbf{t}, D = \mathbf{t})$, which can be obtained by summing out the other variables from the joint probability (*marginalization*);
- normalize by the marginal probability $\Pr(D = \mathbf{t})$ of the evidence, which is computed in a similar way.

An example of Proof-Net. Proof-nets [10,13] are a graphical representation of Linear Logic sequent calculus proofs. The Bayesian Network in Fig. 1 can be encoded in *multiplicative* linear logic (MLL) as the proof-net in Fig. 2.

The nodes $\mathbf{b}^A, \mathbf{b}^B, \mathbf{b}^C, \dots$ are boxes, storing semantical information – for example, the same conditional probability distributions as in Fig. 1. The edges of the proof-net connect together and transfers such information. Notice that edges in Fig. 2 are labelled by atomic formulas, either positive or negative. The flow of information in a proof-net (its geometry of interaction [12,11,2]) follows the polarity of atoms, going downwards on positive atoms (which carry “output information”) and upwards on negative atoms (“input information”). MLL allows for *duplication of the information carried by negative atoms*—via the *c*-node (contraction). The *w*-nodes (weakening) *block* the information.

The proof-net \mathcal{R}_D in Fig. 2 has a single conclusion D^+ . It represents a marginal probability $\Pr(D)$. Let us informally see how we can draw a sample from \mathcal{R}_D .

Example 2.1 (Sampling from a proof-net). The only node which is *initial* (w.r.t the flow) is \mathbf{b}^A , which outputs a sample from $\Pr(A)$. Assume this value is \mathbf{t} . This sample is *propagated* via the *c*-node (*contraction*) to both \mathbf{b}^C and \mathbf{b}^B . When \mathbf{b}^C receives \mathbf{t} , it samples a value from the distribution $\Pr(C|A = \mathbf{t})$ (for example, \mathbf{t} with probability 0.2). Assume the output of \mathbf{b}^C is \mathbf{t} , and that the output of \mathbf{b}^B (obtained with a similar procedure) is \mathbf{f} . When the box \mathbf{b}^D receives these values, it outputs a sample from $\Pr(D|C = \mathbf{t}, B = \mathbf{f})$, which is a sample from the marginal $\Pr(D)$.

2.2 The language of Bayesian Reasoning

Let us briefly revise the language of Bayesian modeling that we use. For more details, we refer to [3] for a concise presentation, and to standard texts for an exhaustive treatment [23,4,21].

Bayesian methods provide a formalism for reasoning about partial beliefs under conditions of uncertainty. Since we cannot determine for certain the state of some features of interest, we settle for determining how *likely* it is that a particular feature is in a particular state. Random variables (r.v.s) represent features of the system being modeled. A r.v. can be seen as a *name* for an atomic proposition (*e.g.* “Wet”) which assumes values from a set of states (*e.g.*

$\{\mathbf{t}, \mathbf{f}\}$). The system is modeled as a *joint probability distribution* on all possible values of the variables of interest – each instantiation representing a possible state of the system.

Random Variables. We adopt the standard convention of capital letters (*e.g.* X, Y) denoting random variables, while lowercase letters (*e.g.* \mathbf{x}, \mathbf{y}) are particular fixed *values* of those variables, *i.e.* \mathbf{x} an instantiation of the r.v. X . As standard, $\Pr(x)$ stands for $\Pr(X = x)$. For simplicity, random variables are here taken to be binary, with $\text{Val}(X) = \{\mathbf{t}, \mathbf{f}\}$ – the generalization to any discrete r.v. is straightforward.

A finite set of r.v.s $\mathbf{X} = \{X_1, \dots, X_n\}$ defines a “compound” r.v. whose value set $\text{Val}(\mathbf{X})$ is the Cartesian product $\text{Val}(X_1) \times \dots \times \text{Val}(X_n)$. A tuple in the cartesian product is an instantiation of \mathbf{X} , denoted by \mathbf{x} .

Names. Given a countable set Names , we associate to each name $X \in \text{Names}$ a *finite* set of values, denoted by $\text{Val}(X)$ (typically $\text{Val}(X) = \{\mathbf{t}, \mathbf{f}\}$). From now on, we silently identify a name X with the pair $(X, \text{Val}(X))$, which effectively defines a *random variable*.

Queries to a probabilistic model. Given a probabilistic model $\Pr(\mathbf{X})$, and some variable of interest $\mathbf{Y} \subset \mathbf{X}$, a typical query is the marginal probability $\Pr(\mathbf{Y})$ or $\Pr(\mathbf{Y} | \mathbf{X} = \mathbf{z})$, the probability of \mathbf{Y} , given evidence \mathbf{z} for \mathbf{Z} . The former is obtained by *summing out* the r.v.s which are not relevant; the latter via **Bayes’s rule**, which leads us to compute two **marginals**, $\Pr(\mathbf{Y}, \mathbf{Z})$ and $\Pr(\mathbf{Z})$, because $\Pr(\mathbf{Y} | \mathbf{Z}) = \frac{\Pr(\mathbf{Y}, \mathbf{Z})}{\Pr(\mathbf{Z})}$.

2.3 Bayesian Networks, formally

The challenge of Bayesian reasoning is that a joint probability distribution is usually too large to be feasibly represented explicitly. For example, a joint probability distribution over 64 binary random variables, corresponds to 2^{64} entries.

Bayesian Networks represents a joint probability distribution in a compact way via a *factorized representation*, obtained by associating with each node in the DAG a conditional probability table (CPT). The semantics of BNs is revised in Section 5.1.

A *Bayesian Network* \mathcal{B} over the set of r.v.s \mathbf{X} is a pair (\mathcal{G}, Φ) where:

- \mathcal{G} is a directed acyclic graph (DAG) over the set of nodes \mathbf{X} .
- Φ assigns, to each variable $X \in \mathbf{X}$ a *conditional probability table* (a *CPT*) for X given its parents.

3 Bayesian Proof-Nets

Bayesian proof-nets are built on the graph syntax of Multiplicative Linear Logic, extended with probabilistic boxes, which encode conditional probabilities tables

(CPT's). We revise the syntax of MLL proof-nets, to define Bayesian proof-nets in Section 3.2 and their graph-rewriting rules.

Finally, we show (Section 3.4) that the correspondence between Bayesian proof-nets and Bayesian Networks sketched in Fig. 1 and 2 sound and complete.

3.1 Multiplicative Linear Logic (with probabilistic boxes)

We assume given a countable set of symbols, denoted by metavariables X, Y, Z . The grammar of formulas is that of the multiplicative fragment of linear logic (MLL):

$$F, G ::= X^+ \mid X^- \mid 1 \mid \perp \mid F \otimes G \mid F \wp G$$

We call X^+ (resp. X^-) a **positive** (resp. **negative**) **atomic formula**. **Negation** $(\cdot)^\perp$ is defined inductively by $(X^+)^\perp \stackrel{\text{def}}{=} X^-$, $(X^-)^\perp \stackrel{\text{def}}{=} X^+$, $1^\perp \stackrel{\text{def}}{=} \perp$, $\perp^\perp \stackrel{\text{def}}{=} 1$, $(F \otimes G)^\perp \stackrel{\text{def}}{=} F^\perp \wp G^\perp$ and $(F \wp G)^\perp \stackrel{\text{def}}{=} F^\perp \otimes G^\perp$.

A **sequent** is a finite sequence F_1, \dots, F_n of formulas. Capital Greek letters Γ, Δ, \dots vary over sequents.

Calculus. The calculus MLL^B is an extension of multiplicative Linear Logic MLL, introduced in [5] (and similar to [15]). Beside the MLL rules, there is a rule for a generalized axiom, called **box** (which we discuss later):

$$\frac{}{\vdash Y_1^-, \dots, Y_k^-, X^+} \text{ box} \quad (k \geq 0)$$

All formulas in the conclusion of a **box**-rule are atomic, with exactly one – the **main** conclusion X^+ – being positive and such that $X \neq Y_i$ ($\forall i \leq k$).

In Linear Logic, proofs admit both a sequent calculus syntax, in the form of **proof-trees** (*i.e.* trees of sequent calculus rules), and a graph syntax, called **proof-net**. Here we are interested in the latter, described in Fig. 3. The corresponding sequent calculus is standard – for completeness' sake its rules are given in Section A together with their images as proof-nets. The grammar in Fig. 3 adds a new kind of nodes to standard proof-nets, namely **box**, which corresponds to the new **box**-rule. We also call boxes the **box-nodes**.

Definition 3.1 (MLL^B Proof-Net). *An MLL^B proof-net is a typed graph \mathcal{N} (point 1) which satisfies conditions 2 (pending edges) and 3 (correctness).*

1. **Typed graph**¹. \mathcal{N} is a partial² graph whose edges are labelled by MLL formulas. The alphabet of nodes is given in Fig. 3: each node is labelled by a rule. The edges incident to a node \mathbf{n} need to respect the typing conditions given in the grammar, and are classified either as premises of \mathbf{n} (depicted above \mathbf{n}) or as its conclusions (depicted below \mathbf{n}). We further require that an edge is the conclusion of at most one node and the premise of at most one node.

¹ A typed graph is often called a proof-structure or a module in the literature.

² We admit pending edges.

2. **Pending edges.** Every edge in \mathcal{N} is the conclusion of some node. The edges which are premise of no node (i.e. the pending edges) are called the conclusions of \mathcal{N} .
3. **Correctness.** Every cycle in \mathcal{N} uses at least two premises of a same \mathcal{Y} -node or of a same \mathcal{C} -node.

We write $\mathcal{R} : \Delta$ for a proof-net \mathcal{R} of conclusions Δ . A **sub-net** of a proof-net \mathcal{N} is a sub-graph of \mathcal{N} which is itself a proof-net.

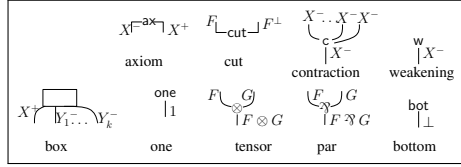


Fig. 3. Grammar of nodes. For a box-node, $k \geq 0$ and $X \neq Y_i$ ($\forall i \leq k$)

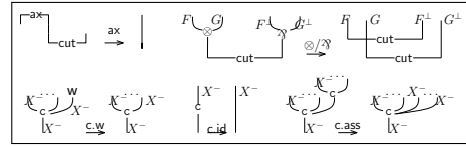


Fig. 4. Reduction Rules

The correctness condition (point 3) ensures the graph is the image of a proof-tree from sequent calculus.

Theorem 3.1 (Sequentialization). *Every proof-net \mathcal{N} is the image of a proof-tree from sequent calculus, i.e. it can be inductively generated by the rules in Fig. 11.*

Probabilistic boxes: sampling and conditionals. At a first glance, the box-nodes, to which we will associate a CPT, seem unusual compared to the usual proof-nets of linear logic. We sketch here how these boxes can be obtained using the additive connectives of linear logic, with as sole addition a *sample-node* representing a coin toss.

Assume given sample-nodes of the shape $\begin{smallmatrix} p \\ \circ \\ | \\ X^+ \end{smallmatrix}$ where $0 \leq p \leq 1$. Such a node represents a probability distribution on the binary r.v. X : it is true with probability p , and false with probability $1 - p$ – see Fig. 5 for an illustration. We see a positive atomic formula X^+ as an alias for a boolean, which is the formula $1 \oplus 1$ in linear logic. By duality, this implies that X^- is an alias for $\perp \& \perp$. The additive encoding of booleans as $1 \oplus 1$ is standard; the “if then else” function (that takes a boolean and returns a boolean, so of type $\vdash \perp \& \perp, 1 \oplus 1$) is encoded by a $\&$ -rule (an additive box), see Fig. 5.

Any CPT is hence directly encoded by means of suitable *sample-nodes* and (possibly nested) *if-then-else*, in the standard way. A graphical representation of the internal working of a box-node is depicted on Fig. 5.

From now on, we do not explicitly display the internal content of each probabilistic box, but we simply associate to it the corresponding CPT.

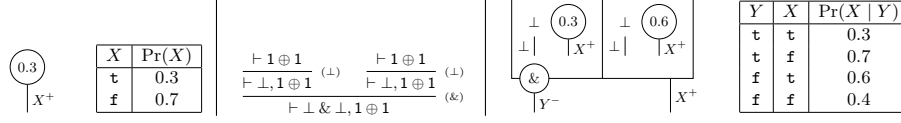


Fig. 5. A sample-node (left), “if then else” with a $\&$ -rule (center), and a probabilistic box built from sample-nodes and additives (right)

Remark 3.1 (Weakening and Contraction). The syntax allows structural rules (weakening and contraction) on *negative* atomic formulas. Recall that X^- stands for $\perp \& \perp$. It is well-known in linear logic that formulas built from \perp by means of $\&$ (and \wp), *i.e.* formulas of negative polarity, admits weakening and contraction.

3.2 Bayesian Proof-Nets

Definition 3.2 (Bayesian proof-net (bpn)). We call Bayesian a proof-net $\mathcal{R} : \Delta$ with probabilistic boxes which satisfies the following two conditions:

1. the atoms labelling the positive conclusions of the boxes are *pairwise distinct*; and
2. all the atoms in the conclusions Δ are *positive*.

We also call Bayesian a proof-net that is a sub-net of a Bayesian proof-net.

We write bpn for Bayesian proof-net. Because of condition (1), we denote each box in a bpn \mathcal{R} by the name of its (unique) positive conclusion X^+ , writing \mathbf{b}^X . We call **positive** a proof-net $\mathcal{R} : \Delta$ respecting condition (2) – all atomic (sub-)formulas in Δ are positive. We denote by $\text{Boxes}(\mathcal{R})$ the **set of all boxes** of \mathcal{R} . We call **main names** of \mathcal{R} (noted $\text{Main}(\mathcal{R})$) the set of names labelling the positive conclusion of boxes in \mathcal{R} .

3.3 Reduction, expansion, and normal forms

Fig. 4 sketches the cut-rewriting steps plus the structural rules for contraction and weakening. All these rules are standard, and preserve both the correctness and the conclusions of a proof-net.

Definition 3.3 (Reduction, expansion, and normal forms). The normalization rules for MLL^B proof-nets are given in Fig. 4. Each of these rewriting rules \mathbf{r} defines a binary relation $\xrightarrow{\mathbf{r}}$ on proof-nets, called a **reduction** step and written $\mathcal{R} \xrightarrow{\mathbf{r}} \mathcal{R}'$ (read \mathcal{R} *r-reduces to* \mathcal{R}'). The inverse step is called an **expansion**. So if $\mathcal{R} \xrightarrow{\mathbf{r}} \mathcal{R}'$, then \mathcal{R} is an *r-expansion* of \mathcal{R}' . We write $\xrightarrow{\mathbf{R}}$ for a reduction according to any rule in Fig. 4. \mathcal{R} is in **normal form** (or just **normal**) if there is no \mathcal{R}' such that $\mathcal{R} \xrightarrow{\mathbf{R}} \mathcal{R}'$.

Proposition 3.1. The reduction $\xrightarrow{\mathbf{R}}$ is terminating and confluent.

Normal Forms and Atomic proof-nets. Please notice that, because of boxes, a proof-net \mathcal{N} in normal form can still contain cuts. However, \mathcal{N} has a special shape, for it can be decomposed as a proof-net whose edges are all labelled by atoms, on top of the formula trees of its conclusions.

Atomic proof-nets. A proof-net \mathcal{N} is said **atomic** if all formulas labelling its edges are atoms. We write that e is labelled by X if its label is either X^+ or X^- .

Property 3.1 (Normal forms). Let $\mathcal{N} : F$ be a *normal* proof-net of conclusion F . Then \mathcal{N} can be decomposed in two subgraphs \mathcal{N}^{at} and \mathcal{N}^F , where $\mathcal{N}^{\text{at}} : \Gamma$ is an atomic sub-net whose conclusions Γ is the sequence of the atomic subformula of F , while \mathcal{N}^F is a typed graph with premises Γ , consisting of the syntax tree of F . A similar property holds if \mathcal{N} has conclusions F_1, \dots, F_k .

3.4 Bayesian Networks and Bayesian Proof-Nets

We prove that every Bayesian Network is associated to a positive Bayesian proof-net and vice versa. To formalize this result, we need the notion of polarized order.

The polarized order. Let \mathcal{R} be an atomic proof-net (which is a simple case of *polarized* proof-nets [20]). We write $\text{Pol}(\mathcal{R})$ the graph which has the same nodes and edges as \mathcal{R} , but where the orientation follows the polarity of the labels: downwards if positive, upwards if negative. The following easy property is well known for all polarized proof-nets.

Lemma 3.1 (Polarized correctness [19]). *Assume that \mathcal{R} is a typed graph (Def. 3.1, point 1) whose edges are all labelled by atoms. Then \mathcal{R} is correct if and only if $\text{Pol}(\mathcal{R})$ is a DAG.*

Polarized order. The polarized orientation induces a partial order $<_{\text{pol}}$ on the nodes of \mathcal{R} . In particular, if \mathbf{b}_1 and \mathbf{b}_2 are boxes, $\mathbf{b}_1 <_{\text{pol}} \mathbf{b}_2$ if there is a path in $\text{Pol}(\mathcal{R})$ from \mathbf{b}_1 to \mathbf{b}_2 . We define $\text{dag}(\mathcal{R})$ to be the DAG associated to $(\text{Boxes}(\mathcal{R}), <_{\text{pol}})$.

From Bayesian Networks to Bayesian proof-nets. To every Bayesian Network \mathcal{B} is associated a proof-net $\mathcal{N}_{\mathcal{B}}$, as sketched in Fig. 2. The only delicate point is to check that the typed graph produced by the translation is correct. This is a consequence of Lemma 3.1, the fact that $\mathcal{N}_{\mathcal{B}}$ is atomic, and that $\text{Pol}(\mathcal{N}_{\mathcal{B}})$ is a DAG, because \mathcal{B} is. That $\mathcal{N}_{\mathcal{B}}$ is Bayesian is immediate.

From Bayesian proof-nets to Bayesian Networks. Remarkably, we can associate a Bayesian Network $\mathcal{B}(\mathcal{R})$ to the normal form of any positive **bpn** \mathcal{R} . Let \mathcal{N} be its normal form; recalling Property 3.1, let \mathcal{N}^{at} be the largest atomic sub-net of \mathcal{N} . Since each box has exactly one main name, there is an immediate correspondence between $(\text{Boxes}(\mathcal{N}), <_{\text{pol}})$ and the DAG of a Bayesian Network over $\text{Main}(\mathcal{R}) = \{X_1, \dots, X_n\}$.

Example 3.1. Consider the proof-net \mathcal{R} in Fig. 2. It is clear that the polarized order exactly describes the DAG of the BN in Fig. 1.

Notice that the Bayesian Network associated to a **bpn** \mathcal{R} is independent from the conclusions of \mathcal{R} .

Queries. A fine point in the correspondence between BN's and proof-nets deserves discussion. A positive **bpn** $\mathcal{R} : \Gamma$ encodes both a Bayesian Network (the probabilistic model) and a *query* to the model: the query is expressed by the conclusions Γ . As will be formalized in Section 5.2, $\mathcal{R} : \Gamma$ corresponds to a Bayesian Network $\mathcal{B}_{\mathcal{R}}$ over $\text{Nm}(\mathcal{R})$. While $\mathcal{B}_{\mathcal{R}}$ defines a probability distribution Pr over $\text{Nm}(\mathcal{R})$, the semantics of $\mathcal{R} : \Gamma$ is the *marginal distribution* of Pr over $\text{Nm}(\Gamma) \subseteq \text{Nm}(\mathcal{R})$.

4 Graphs Decomposition

Trees (such as proofs, terms, and type derivations) decompose accordingly to their inductive structure. A proof-net being the image of a proof-tree π , the decomposition reflecting π is always possible. However, the fact that a **bpn** is a graph, it offers much more flexibility in term of decompositions— we are more free in the choice of the subgraphs.

Still, there are some subtleties. When factorizing a **bpn** \mathcal{N} , we wish to decompose it in several sub-nets connected by (any number of) **cut-nodes**. That may not be immediately possible for \mathcal{N} , but the issue is easily solved by first performing an *expansion* of \mathcal{N} , as described below.

Remark 4.1 (Cutting edges). Observe that **ax-expansion** (the reverse of **ax-reduction**) introduces a **cut-node**, which allows to *split* the edge in two parts.

Definition 4.1 (Splitting). We write $\mathcal{N} = \text{Cut}(\mathcal{R}, \mathcal{S})$ if \mathcal{N} can be decomposed in two sub-nets \mathcal{R} and \mathcal{S} connected by (any number of) **cut-nodes**.

Let \mathcal{N} be a proof-net, and $\mathcal{R} \subseteq \mathcal{N}$ an atomic sub-net. The **splitting of \mathcal{N} induced by \mathcal{R}** is performed by replacing with its **ax-expansion** each edge which is both a conclusion of \mathcal{R} and a premise of a node outside \mathcal{R} . We call the resulting proof-net $\text{Split}_{\mathcal{R}}(\mathcal{N})$. It is an expansion of \mathcal{N} which decomposes as $\text{Split}_{\mathcal{R}}(\mathcal{N}) = \text{Cut}(\mathcal{R}, \mathcal{S})$, where \mathcal{S} is the sub-net of $\text{Split}_{\mathcal{R}}(\mathcal{N})$ obtained by removing \mathcal{R} and the newly introduced **cut-nodes**. (See Fig. 6 for an illustration.)

Whereas such a decomposition is very natural from a graphical perspective, it has no direct correspondence in the inductive syntax of sequent calculus. In particular, while $\text{Split}_{\mathcal{R}}(\mathcal{N})$, \mathcal{R} and \mathcal{S} all have corresponding proof-trees, there is no reason that the proof-tree associated to $\text{Split}_{\mathcal{R}}(\mathcal{N})$ can be obtained from those of \mathcal{R} and \mathcal{S} . Indeed, there is no rule in sequent calculus allowing to compose two given proof-trees by multiple cuts. Thus, more decompositions are allowed in proof-nets than in proof-trees.

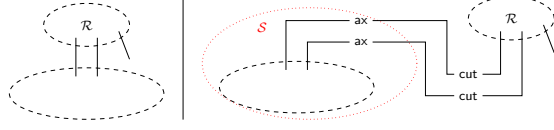


Fig. 6. Illustration of Def. 4.1 with \mathcal{N} on the left and $\text{Split}_{\mathcal{R}}(\mathcal{N})$ on the right

5 Semantics and Compositionality

Following [8], we adopt the same semantics as that of Bayesian Networks. After recalling the main ingredients, we extend the proof of compositionality of [8], by adopting a notion of “component” which is *specific to graphs*, and hence does not appear in previous work.

5.1 Factors, and the semantics of Bayesian Networks

Inference algorithms rely on basic operations on a class of functions known as *factors*, which generalize the notions of probability distribution and of conditional distribution. Factors will be the key ingredients also in our semantics.

Definition 5.1 (Factor). A factor $\phi^{\mathbf{X}}$ over a set of r.v.s \mathbf{X} is a function $\phi^{\mathbf{X}} : \text{Val}(\mathbf{X}) \rightarrow \mathbb{R}_{\geq 0}$ mapping each tuple $\mathbf{x} \in \mathbf{X}$ to a non-negative real.

Letters ϕ, ψ range over factors. When \mathbf{X} is clear from the context, we simply write ϕ (omitting the superscript \mathbf{X}); then $\text{Nm}(\phi)$ denotes \mathbf{X} . In the literature about BNs, $\phi(\mathbf{x})$ is often written $\phi_{\mathbf{x}}$. We adopt this convenient notation in explicit calculations. Factors come with two important operations: sum (out) and product. Product of factors is defined in such a way that only “compatible” instantiations are multiplied.

Given a subset $\mathbf{Y} \subseteq \mathbf{X}$, we denote by $\mathbf{x}|_{\mathbf{Y}}$ the restriction of \mathbf{x} to \mathbf{Y} (so, $\mathbf{x}|_{\mathbf{Y}} \in \text{Val}(\mathbf{Y})$). Given two sets of names \mathbf{X} and \mathbf{Y} , the instantiations $\mathbf{x} \in \text{Val}(\mathbf{X})$ and $\mathbf{y} \in \text{Val}(\mathbf{Y})$ are *compatible* ($\mathbf{x} \sim \mathbf{y}$ for short) whenever $\mathbf{x}|_{\mathbf{X} \cap \mathbf{Y}} = \mathbf{y}|_{\mathbf{X} \cap \mathbf{Y}}$, *i.e.* they agree on the common names.

- The **sum out** of $\mathbf{Z} \subseteq \mathbf{X}$ from $\phi^{\mathbf{X}}$ is a factor $\sum_{\mathbf{Z}} \phi$ over $\mathbf{Y} \stackrel{\text{def}}{=} \mathbf{X} - \mathbf{Z}$, defined as:

$$\left(\sum_{\mathbf{Z}} \phi \right) (\mathbf{y}) \stackrel{\text{def}}{=} \sum_{\mathbf{z} \in \text{Val}(\mathbf{Z})} \phi(\mathbf{z}\mathbf{y})$$

- The **product** of $\phi_1^{\mathbf{X}}$ and $\phi_2^{\mathbf{Y}}$ is a factor $\phi_1 \odot \phi_2$ over $\mathbf{Z} \stackrel{\text{def}}{=} \mathbf{X} \cup \mathbf{Y}$, defined as:

$$(\phi_1 \odot \phi_2)(\mathbf{z}) \stackrel{\text{def}}{=} \phi_1(\mathbf{x})\phi_2(\mathbf{y}) \quad \text{where } \mathbf{x} = \mathbf{z}|_{\mathbf{X}} \text{ and } \mathbf{y} = \mathbf{z}|_{\mathbf{Y}}.$$

We denote n -ary products by $\odot_n \phi_n$. We denote by $\mathbf{1}_{\mathbf{Y}} \stackrel{\text{def}}{=} \mathbf{1}^{\mathbf{Y}}$ the factor over the set of names \mathbf{Y} , sending every tuple of $\text{Val}(\mathbf{Y})$ to 1. Observe that $\phi \odot \mathbf{1}^{\mathbf{Y}} = \phi$ if $\mathbf{Y} \subseteq \mathbf{X}$. Factors over an empty set of variables are allowed, and called trivial. In particular, we write $\mathbf{1}_{\emptyset} \stackrel{\text{def}}{=} \mathbf{1}^{\emptyset}$ for the trivial factor assigning 1 to the empty tuple. Product and summation are both commutative, product is associative, and—crucially—they distribute *under suitable conditions*:

$$\text{If } \mathbf{Z} \cap \text{Nm}(\phi_1) = \emptyset \text{ then } \sum_{\mathbf{Z}} (\phi_1 \odot \phi_2) = \phi_1 \odot \left(\sum_{\mathbf{Z}} \phi_2 \right) \quad (1)$$

This distributivity is the key property on which exact inference algorithms rely. CPT's being factors, they admit sum and product operations. Please notice that the result of such operations is not necessarily a CPT, but, of course, it is a factor.

Remark 5.1 (Cost of Operations on Factors). Summing out any number of variables from a factor ϕ demands $\mathbf{O}(2^w)$ time and space, with w the number of variables over which ϕ is defined. Multiplying k factors requires $\mathbf{O}(k \cdot 2^w)$ time and space, where w is the number of variables in the resulting factor.

The Semantics of Bayesian Networks. The CPT assigned to each node of a Bayesian Network is a factor ϕ^X over variables $\{X\} \cup \text{Pa}(X)$, where $\text{Pa}(X)$ denotes the set of parents of X in \mathcal{G} . Independence assumptions on BNs yield:

Theorem 5.1 ([22]). *A Bayesian Network \mathcal{B} over the set of r.v.s \mathbf{X} defines a unique probability distribution over \mathbf{X} (its semantics): $\langle \mathcal{B} \rangle \stackrel{\text{def}}{=} \odot_{X \in \mathbf{X}} \phi^X$.*

Notice that, the *marginal distribution* of $\langle \mathcal{B} \rangle$ over a subset $\mathbf{Y} \subseteq \mathbf{X}$ is $\sum_{\mathbf{X}-\mathbf{Y}} \langle \mathcal{B} \rangle$.

5.2 Semantics of Bayesian proof-nets

The semantics of a bpn $\mathcal{R} : \Delta$ is given in a similar way to that of a Bayesian Network.

Semantics of boxes. We have seen that to each (name of an) atom we associate a boolean r.v., and to each box $\mathbf{b}^X : X^+, Y_1^-, \dots, Y_k^-$ we associate $\Pr(X|Y_1, \dots, Y_k)$, which is a factor, from now on simply noted ϕ^X . The semantics of \mathbf{b}^X is hence clear:

$$\langle \mathbf{b}^X \rangle \stackrel{\text{def}}{=} \phi^X$$

Semantics of a bpn. A positive proof-net $\mathcal{R} : \Delta$ defines a marginal distribution over $\text{Nm}(\Delta)$. The product of the CPT's associated to the boxes is the joint probability distribution of the underlying model; finally, the sum out all the names not appearing in the conclusion provides the desired marginal distribution.

Definition 5.2 (Semantics of bpn's). Let $\mathcal{R} : \Delta$ be a bpn. Its semantics is

$$\llbracket \mathcal{R} \rrbracket \stackrel{\text{def}}{=} \sum_{\mathbf{X} - \text{Nm}(\Delta)} \left(\bigodot_{\mathbf{b} \in \text{Boxes}(\pi)} \llbracket \mathbf{b} \rrbracket \right)$$

for $\mathbf{X} = \bigcup_{\mathbf{b} \in \text{Boxes}(\pi)} \text{Nm}(\mathbf{b})$.

Remark 5.2. If \mathcal{R} is a proof-net such that $\text{Boxes}(\pi) = \emptyset$, then $\llbracket \pi \rrbracket = \mathbf{1}_\emptyset$.

5.3 Invariance and compositionality

Such a definition of the semantics has two clear advantages:

- the correspondence with Bayesian Networks semantics is immediate, yielding an efficient representation of the probabilistic model;
- the invariance of the semantics via reduction is immediate, because both the boxes and the conclusions are invariant.

The crucial question however is *compositionality*. It is common in denotational semantics to define the interpretation inductively; compositionality is then intrinsic, while the difficulty is to prove that the semantics is invariant via reduction and expansion. By adopting a definition which is global, invariance is for free, but compositionality needs to be proved.

Is such a semantics compatible with a modular definition, in terms of components? The answer is positive, and in a stronger sense than in previous work [8], where compositionality follows the inductive, tree-like definition of the type derivation.

Proof-trees compositionality. By Thm. 3.1, each proof-net is the image of a sequent-calculus proof-tree, as summarized in Fig. 11. Adapting [8], given a proof-net π obtained from the composition of π_1, \dots, π_n , we obtain $\llbracket \pi \rrbracket$ from $\llbracket \pi_1 \rrbracket, \dots, \llbracket \pi_n \rrbracket$, as follows

$$\llbracket \pi \rrbracket = \sum_{\mathbf{Z}} \left(\bigodot_i \llbracket \pi_i \rrbracket \right) \quad \text{where } \mathbf{Z} = \bigcup_i \text{Nm}(\llbracket \pi_i \rrbracket) - \text{Nm}(\Delta) \quad (2)$$

Composition is obtained by *first* performing the product $\bigodot_i \llbracket \pi_i \rrbracket$ —which yields a factor over the names $\bigcup_i \text{Nm}(\llbracket \pi_i \rrbracket)$ —and *then* marginalizing, by summing out the names which do not appear in the conclusion Δ . Such a notion of composition can be thought of as *composition = parallel composition + hiding*.

Notice that—as stressed in [8], equation 2 is not trivial, because sum out and product do not distribute in general, but only under suitable conditions.

Graph compositionality. In this paper, we demand a notion of compositionality which is stronger than in [8], because we wish to adopt a more general notion of “component”, which is (only) natural in a graph-theoretical setting. As seen above, since a proof-net \mathcal{N} is the image of a proof-tree, it can surely be inductively decomposed following the rules in table Fig. 11. However, a proof-net is first of all a graph, which we may want to manipulate in terms of *arbitrary* sub-graphs. We prove that the semantic of a proof-net \mathcal{R} can be defined compositionally whatever is the decomposition of the proof-net in sub-nets. In particular, as in Def. 4.1, we may decompose a proof-net \mathcal{R} in two *components which are connected by an arbitrary number of cuts*. Such a decomposition has no correspondence in the inductive world of type derivations ([8]), or of sequent calculus (where two proof-tree can be connected at most by a *single* cut)

In Section 8.3 we will prove that we can always type such a decomposition in such a way that the semantics is invariant, and the chosen decomposition can be inductively defined.

5.4 Graphs compositionality

The proof of graph compositionality relies on the fact that atomic **bpn**’s satisfy a crucial property which makes them akin to jointrees, the data structure underlying message passing, the most used algorithm for exact inference on Bayesian Networks. Namely, in each atomic **bpn** the edges labelled by a same atom X form a tree, hence any two edges labelled by the same atom X are connected by a path in which all edges have label X .

Lemma 5.1 (Jointree-like property). *Let $\mathcal{R} : \Delta$ be a positive bpn.*

- *The restriction of \mathcal{R} to the edges labelled by a same atom X is a directed tree, with root the main conclusion of the box \mathbf{b}^X .*
- *Every $X \in \text{Nm}(\mathcal{R})$ is introduced by a box \mathbf{b}^X .*

The proof is in Section B. As a consequence, the following holds for *every* bpn.

Corollary 5.1 (Internal names). *Let \mathcal{N} be a bpn such that $\mathcal{N} = \text{Cut}(\mathcal{N}_1, \mathcal{N}_2)$, with $\mathcal{N}_i : \Gamma_i$. Then*

$$Z \in \text{Nm}(\mathcal{N}_j) \text{ and } Z \notin \text{Nm}(\Gamma_j) \quad \Rightarrow \quad Z \notin \text{Nm}(\mathcal{N}_i) \text{ for } i \neq j.$$

Using this fact, we are able to prove that the semantics can indeed be computed compositionally, validating Eq. (2), also for a graph-theoretical notion of component.

Theorem 5.2 (Graphs compositionality). *Let $\mathcal{R} = \text{Cut}(\mathcal{R}_1, \mathcal{R}_2) : \Delta$ be a bpn. Then $\llbracket \mathcal{R} \rrbracket = \sum_{\mathbf{Z}} (\llbracket \mathcal{R}_1 \rrbracket \odot \llbracket \mathcal{R}_2 \rrbracket)$ where $\mathbf{Z} = (\text{Nm}(\llbracket \mathcal{R}_1 \rrbracket) \cup \text{Nm}(\llbracket \mathcal{R}_2 \rrbracket)) - \text{Nm}(\Delta)$.*

The proof is in Section B.

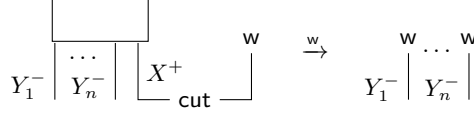


Fig. 7. box/w reduction

6 Weakening: pruning the graph

Recall that, given a Bayesian Network \mathcal{B} defining a probability distribution Pr over \mathbf{X} , we obtain the *marginal distribution* of Pr over the variables of interest $\mathbf{W} \subseteq \mathbf{X}$ by summing out the other variables. If we are interested only in the subset \mathbf{W} , it is possible to work with a smaller \mathcal{B} without losing information, by *pruning* nodes corresponding to r.v.s which will not be used: that is, restricting \mathcal{B} to ancestors of \mathbf{W} .

On the logical side, it is well understood (and we used extensively) that marginalization is logically obtained by weakening. For example in Fig. 2, to marginalize E it suffices to cut the edge with a w -node. Pruning corresponds to *actually performing* the standard box/w reduction described on Fig. 7. This new rewriting system is well-behaved with respect to previous reductions as well as the semantics.

Lemma 6.1. *Reduction \xrightarrow{w} is terminating and confluent. What is more, $\xrightarrow{R} \cup \xrightarrow{w}$ is terminating and confluent.*

Lemma 6.2. *Given a positive bpn \mathcal{R} , if $\mathcal{R} \xrightarrow{w} \mathcal{S}$ then $\llbracket \mathcal{R} \rrbracket = \llbracket \mathcal{S} \rrbracket$.*

Lemma 6.1 is immediate, while the proof of Lemma 6.2 is in Section C.

7 Graphical reasoning on Conditional Independence

We demonstrate here how to graphically reason with bpn's. As for BNs, a simple and intuitive graphical criterion allows to establish conditional independence between sets of r.v.s. Our contribution is a *direct* and immediate graphical proof of soundness.

Bayesian Networks allow to deduce conditional independences by a graphical criterion known as *d-separation*, first introduced by Pearl [23]. Here we adapt the reformulation of d-separation in terms of pruning and disconnectedness given by Darwich in [4] (Thm. 4.1) as a test which can be decided in time and space that are linear in the size of the DAG. A similar graphical criterion is used in the string diagram setting [9].

Conditional Independence. Conditional independence is a fundamental property in probability theory. It is extremely useful in Bayesian modeling: it *simplifies reasoning* about groups of random variables, and is central to several inference algorithms.

Intuitively, two random variables are independent if information about one gives no information about the other. Independence may be *conditioned* on information coming from a third variable. *Formally*, let \Pr be a probability distribution over r.v.s \mathbf{W} and $\mathbf{X}, \mathbf{Y}, \mathbf{Z} \subseteq \mathbf{W}$ three disjoint sets of r.v.s.

- \mathbf{X} and \mathbf{Y} are **independent**, written $\mathbf{X} \perp \mathbf{Y}$, if $\Pr(\mathbf{X}, \mathbf{Y}) = \Pr(\mathbf{X}) \odot \Pr(\mathbf{Y})$.
- \mathbf{X} and \mathbf{Y} are **conditionally independent** given \mathbf{Z} , written $\mathbf{X} \perp \mathbf{Y} \mid \mathbf{Z}$, if $\Pr(\mathbf{X}, \mathbf{Y} \mid \mathbf{Z}) = \Pr(\mathbf{X} \mid \mathbf{Z}) \odot \Pr(\mathbf{Y} \mid \mathbf{Z})$.

d-Separation on bpn's. Take $\mathcal{M} : \Gamma$ an arbitrary *positive* bpn in normal form with respect to both $\xrightarrow{\mathbf{R}}$ and $\xrightarrow{\mathbf{W}}$. Recall it has an atomic sub-net \mathcal{M}^{at} with the same semantic (Property 3.1). The following graphical criterion allows to establish conditional independence in the probability distribution $\langle \mathcal{M} \rangle = \langle \mathcal{M}^{\text{at}} \rangle$ among r.v.s $\text{Nm}(\Gamma)$.

Definition 7.1 (Disconnection). For $\mathcal{M} : \Gamma$ a positive bpn in $\xrightarrow{\mathbf{R}, \mathbf{W}}$ -normal form, let $\{\mathbf{X}, \mathbf{Y}, \mathbf{Z}\}$ be a partition of $\text{Nm}(\Gamma)$. We say that \mathbf{X} and \mathbf{Y} are **disconnected** by \mathbf{Z} if there is no path between \mathbf{b}^X and \mathbf{b}^Y (for any $X \in \mathbf{X}$ and $Y \in \mathbf{Y}$) in the graph obtained from \mathcal{M}^{at} by removing all the edges labeled by \mathbf{Z} .

Disconnection implies that \mathbf{X} and \mathbf{Y} are conditionally independent given \mathbf{Z} .

Theorem 7.1 (Soundness of the criterion). With the same assumptions as in Def. 7.1, if \mathbf{X} and \mathbf{Y} are disconnected by \mathbf{Z} then $\mathbf{X} \perp \mathbf{Y} \mid \mathbf{Z}$ in the distribution $\langle \mathcal{M} \rangle$.

We give an immediate, direct proof, by using a graphical decomposition together with compositionality of the semantics.

Proof. Call \Pr the probability distribution associated to $\langle \mathcal{M} \rangle$. We want $\Pr(\mathbf{X}, \mathbf{Y} \mid \mathbf{Z}) = \Pr(\mathbf{X} \mid \mathbf{Z}) \odot \Pr(\mathbf{Y} \mid \mathbf{Z})$.

Setting the ingredients. Let \mathcal{R} be the sub-graph whose nodes are those connected to a box \mathbf{b}^X (for $X \in \mathbf{X}$) in the graph obtained from \mathcal{M}^{at} by removing all edges labelled by \mathbf{Z} . It is easy to check that \mathcal{R} is a sub-net. We expand \mathcal{M}^{at} into $\text{Split}_{\mathcal{R}}(\mathcal{M}^{\text{at}}) = \text{Cut}(\mathcal{R}, \mathcal{S})$ which has the same semantic as \mathcal{M}^{at} , and so as \mathcal{M} .

Please notice that $\text{Nm}(\mathcal{R}) \cap \mathbf{Y} = \emptyset$: otherwise, Lemma 5.1 yields a path labelled by $Y \in \mathbf{Y}$ between an edge of \mathcal{R} and \mathbf{b}^Y in \mathcal{S} ; contradiction as edges between \mathcal{R} and \mathcal{S} are all labelled by \mathbf{Z} . Similarly, $\text{Nm}(\mathcal{S}) \cap \mathbf{X} = \emptyset$.

Graphical proof. We consider four bpn's in this proof, see Fig. 8 for an illustration: first $\text{Cut}(\mathcal{R}, \mathcal{S})$, then $\text{Cut}(\mathcal{R}', \mathcal{S})$ the weakening of $\text{Cut}(\mathcal{R}, \mathcal{S})$ by \mathbf{X} , next $\text{Cut}(\mathcal{R}, \mathcal{S}')$ the weakening of $\text{Cut}(\mathcal{R}, \mathcal{S})$ by \mathbf{Y} , and finally $\text{Cut}(\mathcal{R}', \mathcal{S}')$ the weakening by both \mathbf{X} and \mathbf{Y} . In the following, we denote \mathcal{R} , \mathcal{R}' , \mathcal{S} and \mathcal{S}' by the corresponding drawings from Fig. 8 (e.g. $\text{w}_{\text{cut}}^{\mathbf{X}} \text{ } \begin{array}{c} \text{---} \text{ } \text{---} \\ \text{Z}_1^+ \text{ } \text{Z}_2^+ \text{ } \text{Z}_1^+ \end{array}$ is \mathcal{R}').

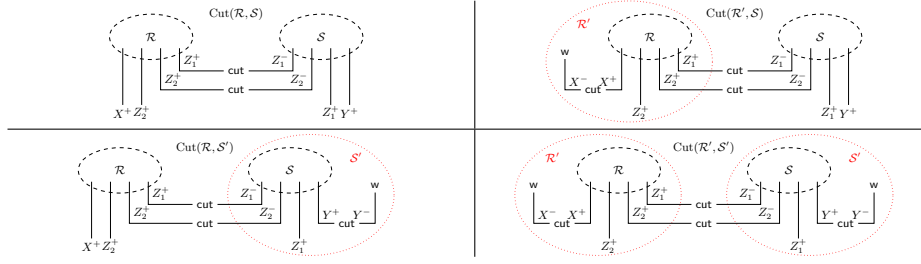


Fig. 8. bnp's considered in the proof of Thm. 7.1

By compositionality of the semantic (Thm. 5.2) on each of the four bnp's:

$$\begin{aligned}
 \Pr(\mathbf{X}, \mathbf{Y}, \mathbf{Z}) &= \langle \langle \text{bnp}_{\mathcal{R}} \rangle \rangle \odot \langle \langle \text{bnp}_{\mathcal{S}} \rangle \rangle \\
 \Pr(\mathbf{X}, \mathbf{Z}) &= \sum_{\mathbf{Y}} \Pr(\mathbf{X}, \mathbf{Y}, \mathbf{Z}) = \langle \langle \text{bnp}_{\mathcal{R}} \rangle \rangle \odot \langle \langle \text{bnp}_{\mathcal{S}} \rangle \rangle_{Y^+ \text{ cut } Y^-} \\
 \Pr(\mathbf{Y}, \mathbf{Z}) &= \sum_{\mathbf{X}} \Pr(\mathbf{X}, \mathbf{Y}, \mathbf{Z}) = \langle \langle \text{bnp}_{\mathcal{R}} \rangle \rangle_{X^- \text{ cut } X^+} \odot \langle \langle \text{bnp}_{\mathcal{S}} \rangle \rangle \\
 \Pr(\mathbf{Z}) &= \sum_{\mathbf{X}, \mathbf{Y}} \Pr(\mathbf{X}, \mathbf{Y}, \mathbf{Z}) = \langle \langle \text{bnp}_{\mathcal{R}} \rangle \rangle_{X^- \text{ cut } X^+} \odot \langle \langle \text{bnp}_{\mathcal{S}} \rangle \rangle_{Y^+ \text{ cut } Y^-}
 \end{aligned}$$

(because summing out corresponds to weakening, this follows from compositionality).

Fix values \mathbf{x} , \mathbf{y} and \mathbf{z} . Call \mathbf{z}_r the (values of the) variables of \mathbf{z} appearing in the conclusions of \mathcal{R} , and \mathbf{z}_s those appearing in the conclusions of \mathcal{S} . Then:

$$\begin{aligned}
 \Pr(\mathbf{x} \mid \mathbf{z}) \Pr(\mathbf{y} \mid \mathbf{z}) &= \frac{\Pr(\mathbf{x}, \mathbf{z})}{\Pr(\mathbf{z})} \frac{\Pr(\mathbf{y}, \mathbf{z})}{\Pr(\mathbf{z})} \\
 &= \frac{\langle \langle \text{bnp}_{\mathcal{R}} \rangle \rangle_{\mathbf{x}, \mathbf{z}_r} \langle \langle \text{bnp}_{\mathcal{S}} \rangle \rangle_{\mathbf{y}, \mathbf{z}_s}}{\langle \langle \text{bnp}_{\mathcal{R}} \rangle \rangle_{\mathbf{z}_r} \langle \langle \text{bnp}_{\mathcal{S}} \rangle \rangle_{\mathbf{z}_s}} \\
 &= \frac{\langle \langle \text{bnp}_{\mathcal{R}} \rangle \rangle_{\mathbf{x}, \mathbf{z}_r} \langle \langle \text{bnp}_{\mathcal{S}} \rangle \rangle_{\mathbf{y}, \mathbf{z}_s}}{\langle \langle \text{bnp}_{\mathcal{R}} \rangle \rangle_{\mathbf{z}_r} \langle \langle \text{bnp}_{\mathcal{S}} \rangle \rangle_{\mathbf{z}_s}} \\
 &= \frac{\Pr(\mathbf{x}, \mathbf{y}, \mathbf{z})}{\Pr(\mathbf{z})} = \Pr(\mathbf{x}, \mathbf{y} \mid \mathbf{z})
 \end{aligned}$$

Hence $\Pr(\mathbf{X}, \mathbf{Y} \mid \mathbf{Z}) = \Pr(\mathbf{X} \mid \mathbf{Z}) \odot \Pr(\mathbf{Y} \mid \mathbf{Z})$ as wished.

8 Computing the Semantics, efficiently

Let us consider the cost of computing the semantics of a bnp \mathcal{R} as defined in Def. 5.2. Denote by m is the number of boxes in \mathcal{R} and n the cardinality of

$Nm(\text{Boxes}(\mathcal{R}))$. Recalling Rem. 5.1, computing $\langle\!\langle\mathcal{R}\rangle\!\rangle$ according to the formula of Def. 5.2 requires to compute and store $\mathbf{O}(m \cdot 2^n)$ values. However, *we can do better* if we are able to *factorize* a bpn in the composition of smaller nets, whose interpretations have a smaller cost.

In proof-theory, the natural way to factorize a proof in smaller components is to factorize it in sub-proofs which are composed together via cuts.

Example 8.1 (Roadmap). Take the bpn \mathcal{R}_D in Fig. 9. To interpret it via Def. 5.2, we need to compute 2^5 values, and then to marginalize. However, simply by ax-expansion, we can rewrite \mathcal{R}_D into \mathcal{R}'_D of Fig. 10, which (because of compositionality) we are able to interpret at a smaller cost, as we show in this section. Notice that $\langle\!\langle\mathcal{R}'_D\rangle\!\rangle = \langle\!\langle\mathcal{R}_D\rangle\!\rangle$.

8.1 Cut-nets

In the literature of linear logic, the decomposition of a proof-net in sub-nets linked together by cut-nodes is called a *cut-net* [14].

Definition 8.1 (Cut-net). We write $\mathcal{R} = \text{Cut}(\mathcal{R}_1, \dots, \mathcal{R}_n)$ to denote a proof-net \mathcal{R} for which is given a partition into sub-nets $\mathcal{R}_1, \dots, \mathcal{R}_n$ and cut-nodes which separate the sub-nets (the edges of each such cut are conclusions of distinct sub-nets).

$\text{Cut}(\mathcal{R}_1, \dots, \mathcal{R}_n)$ is a **cut-net** if the skeleton graph which has nodes $\{\mathcal{R}_1, \dots, \mathcal{R}_n\}$ and an edge $(\mathcal{R}_i, \mathcal{R}_j)$ exactly when there is at least one cut between \mathcal{R}_i and \mathcal{R}_j is a tree.

Example 8.2 (Cut-net). The bpn in Fig. 10 can be partitioned as a cut-net with 3 components (and 4 cuts). The bpn \mathcal{R}_D in Fig. 9 is a (trivial) cut-net which has a single component.

A cut-net is a way to organize a proof-net into a *tree-like* structure. Please notice that the choice of the sub-nets is fully arbitrary: each sub-net may itself be a cut-net. When we need an explicit tree-structure, we use the following notation to indicate which sub-net is chosen as the root, and call the cut-net *rooted*. The choice of a root is arbitrary: every sub-net can play such a role.

Notation 8.1 (Rooted cut-net). We write $\mathcal{N} = \mathcal{R}(\mathcal{M}_1, \dots, \mathcal{M}_h)$ to denote a factorization of \mathcal{N} as a cut-net where the sub-net \mathcal{R} , the root, is connected to each \mathcal{M}_i , these \mathcal{M}_i being themselves cut-nets (with a root).

Example 8.3 (Rooted cut-net). Consider the cut-net $\mathcal{R}'_D = \text{Cut}(\mathcal{M}_1, \mathcal{M}_2, \mathcal{M}_3)$ in Fig. 10. By choosing \mathcal{M}_1 (resp. $\mathcal{M}_2, \mathcal{M}_3$) as root, we can write this cut-net as

$$\begin{aligned} \mathcal{R}'_D = \mathcal{M}_1(\mathcal{M}_2(\mathcal{M}_3)) \quad \text{or} \quad \mathcal{R}'_D = \mathcal{M}_2(\mathcal{M}_1, \mathcal{M}_3) \quad \text{or} \\ \mathcal{R}'_D = \mathcal{M}_3(\mathcal{M}_2(\mathcal{M}_1)) \end{aligned}$$

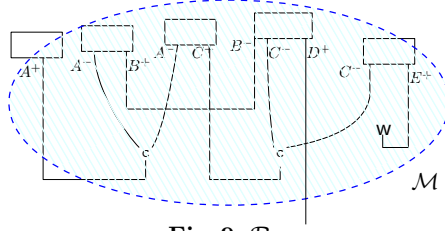


Fig. 9. \mathcal{R}_D

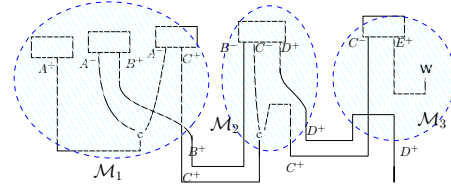


Fig. 10. \mathcal{R}'_D . Notice $\langle\!\langle \mathcal{R}_D \rangle\!\rangle = \langle\!\langle \mathcal{R}'_D \rangle\!\rangle$

8.2 Inference by Interpretation, efficiently

Thanks to compositionality, we can inductively interpret a rooted cut-net by following its tree-shape.

Theorem 8.1 (Inductive interpretation). *Let $\mathcal{R}(\mathcal{N}_1, \dots, \mathcal{N}_n) : \Delta$ be a rooted cut-net. Noting $\mathbf{X} = \bigcup_{b \in \text{Boxes}(\pi)} \text{Nm}(b)$, we have:*

$$\langle\!\langle \mathcal{R}(\mathcal{N}_1, \dots, \mathcal{N}_n) : \Delta \rangle\!\rangle = \sum_{\mathbf{X} = \text{Nm}(\Delta)} \left(\langle\!\langle \mathcal{R} \rangle\!\rangle \odot \bigodot_{i=1}^n \langle\!\langle \mathcal{N}_i \rangle\!\rangle \right)$$

Example 8.4 (Factorized Interpretation). Let us compute the interpretation of the cut-net $\langle\!\langle \mathcal{R}'_D \rangle\!\rangle$ in Fig. 10 rooted on \mathcal{M}_3 as $\mathcal{M}_3(\mathcal{M}_2(\mathcal{M}_1))$.

cut-net	computations	resulting factor	Names
\mathcal{M}_1	$\sum_A \phi^A \odot \phi^B \odot \phi^C$	$\phi^1(B, C)$	ABC
$\mathcal{M}_2(\mathcal{M}_1)$	$\sum_B \phi^D \odot \phi^1(B, C)$	$\phi^2(C, D)$	BCD
$\mathcal{M}_3(\mathcal{M}_2(\mathcal{M}_1))$	$\sum_{C, E} \phi^E \odot \phi^2(C, D)$	$\phi^3(D)$	CDE

Computing this way the semantics of \mathcal{R}'_D , the size of the largest intermediary factor that is computed is 2^3 . This is to be contrasted with the size of 2^5 in Example 8.1.

Cost Analysis. The crucial parameter to determine the cost of the interpretation is the number of names in each components, which we call width (in analogy with similar notions in BN's.). Given a cut-net $\mathcal{N} = \text{Cut}(\mathcal{R}_1, \dots, \mathcal{R}_n)$, we define $\text{Width}(\mathcal{N})$ as the largest cardinality $|\text{Nm}(\mathcal{R}_i)|$ of any of its sub-nets, minus one.

Example 8.5. The cut-net in Fig. 9 has width 4, the cut-net in Fig. 10 has width 2.

Theorem 8.2 (Cost of interpreting a cut-net). *Let \mathcal{N} be a positive cut-net and $n = |\text{Nm}(\mathcal{N})|$, the number of names appearing in \mathcal{N} . The time and space cost of inductively computing $\langle\!\langle \mathcal{N} \rangle\!\rangle$ is $\mathcal{O}(n \cdot 2^{\text{Width}(\mathcal{N})})$.*

Factorizing a bpn, and factorized algorithms. We can create a cut-net starting from any proof-net by repeated applications of splitting (Def. 4.1). From there, we can mimic in bpn exact inference algorithms from Bayesian Networks, by building a cut-net whose interpretation using Thm. 8.1 behaves as the wished computation. For example, the proof-net on Fig. 9 can be expanded as the one on Fig. 10, that has a smaller cost, by doing the splitting induced by \mathcal{M}_1 and then the one induced by \mathcal{M}_2 – and this corresponds to the *variable elimination* algorithm [4] (Chapter 6) with the elimination order (A, B, C) . In Section D is sketched how to mimic variable elimination on bpn's.

8.3 Cut-Nets and Typing

In this paper, we extensively used splitting (Def. 4.1) to decompose a bpn \mathcal{R} into a cut-net $\text{Cut}(\mathcal{R}_1, \dots, \mathcal{R}_n)$ made of several sub-nets \mathcal{R}_i joined by (possibly many) cut-nodes (recall Def. 8.1). This graphical decomposition has *a priori* no correspondance in proof-trees of sequent calculus. Indeed, while each of the \mathcal{R}_i is the image of a proof-tree π_i , there is no sequent calculus rule allowing to do multiple cuts at once in sequent calculus, whereas it is quite natural in proof-nets. In other words, while \mathcal{R} is for sure the image of a proof-tree π , the inductive shape of proof-trees bears no similarity with the decomposition: there may be no π whose image is \mathcal{R} and which contains all π_i as sub-proofs.

We prove here that the decomposition of \mathcal{R} as $\text{Cut}(\mathcal{R}_1, \dots, \mathcal{R}_n)$ can be translated back in sequent calculus, *up to some rewriting on \mathcal{R}* : \mathcal{R} is the image of a proof-tree π containing as sub-trees the π_i whose images are the sub-nets \mathcal{R}_i . This gives a proof-theoretic counterpart to the diagrammatic reasoning. The crucial technical result allowing this translation is the following: by \otimes/\wp -expansion (the reverse of the \otimes/\wp -rule in Fig. 4), we transform the cut-net \mathcal{R} in an equivalent one, where there is at most *one* cut-node between any two sub-nets. This is obtained by a typing procedure which progressively turns n cut-nodes on the formulas A_1, \dots, A_n into a single cut on a large formula built over A_1, \dots, A_n . As an example, consider \mathcal{R}'_D on Fig. 10: it has two cuts between \mathcal{M}_1 and \mathcal{M}_2 , on formulas B^+ and C^+ , and two cuts between \mathcal{M}_2 and \mathcal{M}_3 , on formulas C^+ and D^+ . Performing two \otimes/\wp -expansions, we can obtain a *correct* cut-net with one cut between \mathcal{M}_1 and \mathcal{M}_2 , on the formula $B^+ \otimes C^+$, and one cut between \mathcal{M}_2 and \mathcal{M}_3 , on $C^+ \wp D^+$.

Given a cut-net with at most one cut between any two sub-nets, its translation as a proof-tree is immediate, because the tree-structure of the cut-net is explicit: it suffices to take proof-trees corresponding to its sub-nets, and compose them by cut-rules corresponding to each cut-node. Going back on our example, here is the start of a proof-tree corresponding to the expansion of \mathcal{R}'_D , with π_i a proof-tree corresponding to \mathcal{M}_i (with additional \otimes and \wp added during the expansion):

$$\frac{\frac{\pi_1}{\vdash B^+ \otimes C^+} \quad \frac{\pi_2}{\vdash B^- \wp C^-, C^+ \wp D^+}}{\vdash C^+ \wp D^+} \text{cut}(B^+ \otimes C^+) \quad \frac{\pi_3}{\vdash C^- \otimes D^-, D^+} \text{cut}(C^+ \wp D^+)}{\vdash D^+}$$

Theorem 8.3. *Given a cut-net $\mathcal{R} = \text{Cut}(\mathcal{R}_1, \dots, \mathcal{R}_n)$, there is a sequence of \otimes/\wp -expansions (the reverse of the \otimes/\wp -rule in Fig. 4) on the cuts between the pairs $(\mathcal{R}_i, \mathcal{R}_j)$ such that the result is a cut-net $\mathcal{R}' = \text{Cut}(\mathcal{R}'_1, \dots, \mathcal{R}'_n)$ with **at most one cut** between each pair $(\mathcal{R}'_i, \mathcal{R}'_j)$.*

The proof (in Section E) is constructive, and yields a linear algorithm for turning a cut-net into one with at most one cut between each pair of sub-nets. Between each pair $(\mathcal{R}'_i, \mathcal{R}'_j)$, the type of the obtained unique cut (*i.e.* the formula labelling it) is obtained from the types of the starting cuts between R_i and R_j by means of \wp and \otimes .

References

1. Coecke, B., Spekkens, R.W.: Picturing classical and quantum bayesian inference. *Synth.* **186**(3), 651–696 (2012). <https://doi.org/10.1007/S11229-011-9917-5>, <https://doi.org/10.1007/s11229-011-9917-5>
2. Danos, V., Regnier, L.: The structure of multiplicatives. *Archive for Mathematical Logic* **28**, 181–203 (1989)
3. Darwiche, A.: Bayesian networks. In: van Harmelen, F., Lifschitz, V., Porter, B.W. (eds.) *Handbook of Knowledge Representation, Foundations of Artificial Intelligence*, vol. 3, pp. 467–509. Elsevier (2008). [https://doi.org/10.1016/S1574-6526\(07\)03011-8](https://doi.org/10.1016/S1574-6526(07)03011-8)
4. Darwiche, A.: *Modeling and Reasoning with Bayesian Networks*. Cambridge University Press (2009)
5. Ehrhard, T., Faggian, C., Pagani, M.: The sum-product algorithm for quantitative multiplicative linear logic. In: Gaboardi, M., van Raamsdonk, F. (eds.) *8th International Conference on Formal Structures for Computation and Deduction, FSCD 2023, July 3-6, 2023, Rome, Italy. LIPIcs*, vol. 260, pp. 8:1–8:18. Schloss Dagstuhl - Leibniz-Zentrum für Informatik (2023). <https://doi.org/10.4230/LIPICS.FSCD.2023.8>, <https://doi.org/10.4230/LIPICS.FSCD.2023.8>
6. Ehrhard, T., Faggian, C., Pagani, M.: Variable elimination as rewriting in a linear lambda calculus. In: Vafeiadis, V. (ed.) *Programming Languages and Systems - 34th European Symposium on Programming, ESOP 2025, Held as Part of the International Joint Conferences on Theory and Practice of Software, ETAPS 2025, Hamilton, ON, Canada, May 3-8, 2025, Proceedings, Part I. Lecture Notes in Computer Science*, vol. 15694, pp. 292–321. Springer (2025). https://doi.org/10.1007/978-3-031-91118-7_12, https://doi.org/10.1007/978-3-031-91118-7_12
7. Ehrhard, T., Tasson, C.: Probabilistic call by push value. *Log. Methods Comput. Sci.* **15**(1) (2019). [https://doi.org/10.23638/LMCS-15\(1:3\)2019](https://doi.org/10.23638/LMCS-15(1:3)2019), [https://doi.org/10.23638/LMCS-15\(1:3\)2019](https://doi.org/10.23638/LMCS-15(1:3)2019)
8. Faggian, C., Pautasso, D., Vanoni, G.: Higher order bayesian networks, exactly. *Proc. ACM Program. Lang.* **8**(POPL), 2514–2546 (2024). <https://doi.org/10.1145/3632926>, <https://doi.org/10.1145/3632926>
9. Fritz, T., Klingler, A.: The d-separation criterion in categorical probability. *J. Mach. Learn. Res.* **24**, 46:1–46:49 (2023), <https://jmlr.org/papers/v24/22-0916.html>
10. Girard, J.Y.: Linear logic. *Theor. Comput. Sci.* **50**, 1–102 (1987)

11. Girard, J.Y.: Geometry of interaction I: an interpretation of system F . In: Ferro, Bonotto, Valentini, Zanardo (eds.) Logic Colloquium '88. North-Holland (1988)
12. Girard, J.Y.: Towards a geometry of interaction. In: Categories in Computer Science and Logic. pp. 69–108. AMS, Providence (1989), proceedings of Symposia in Pure Mathematics n°92
13. Girard, J.Y.: Linear logic: its syntax and semantics. In: Girard, J.Y., Lafont, Y., Regnier, L. (eds.) Advances in Linear Logic. London Math. Soc. Lect. Notes Ser., vol. 222, pp. 1–42 (1995)
14. Girard, J.Y.: Locus solum: From the rules of logic to the logic of rules. Math. Struct. Comput. Sci. **11**(3), 301–506 (Jun 2001)
15. Guerrini, S., Masini, A.: Parsing MELL proof nets. Theor. Comput. Sci. **254**(1-2), 317–335 (2001)
16. Jacobs, B.: Structured probabilistic reasoning. Book in preparation (2025), <http://www.cs.ru.nl/B.Jacobs/PAPERS/ProbabilisticReasoning.pdf>
17. Jacobs, B., Zanasi, F.: A predicate/state transformer semantics for bayesian learning. In: Birkedal, L. (ed.) The Thirty-second Conference on the Mathematical Foundations of Programming Semantics, MFPS 2016, Carnegie Mellon University, Pittsburgh, PA, USA, May 23-26, 2016. Electronic Notes in Theoretical Computer Science, vol. 325, pp. 185–200. Elsevier (2016). <https://doi.org/10.1016/j.entcs.2016.09.038>, <https://doi.org/10.1016/j.entcs.2016.09.038>
18. Jacobs, B., Zanasi, F.: The logical essentials of bayesian reasoning. In: Foundations of Probabilistic Programming, pp. 295 – 332. Cambridge University Press (2020)
19. Laurent, O.: Étude de la polarisation en logique. Thèse de doctorat, Université Aix-Marseille II (Mar 2002)
20. Laurent, O.: Polarized proof-nets and lambda- μ -calculus. Theor. Comput. Sci. **290**(1), 161–188 (2003). [https://doi.org/10.1016/S0304-3975\(01\)00297-3](https://doi.org/10.1016/S0304-3975(01)00297-3)
21. Neapolitan, R.: Learning Bayesian Networks. Prentice Hal (2003)
22. Pearl, J.: Fusion, propagation, and structuring in belief networks. Artif. Intell. **29**(3), 241–288 (1986). [https://doi.org/10.1016/0004-3702\(86\)90072-X](https://doi.org/10.1016/0004-3702(86)90072-X)
23. Pearl, J.: Probabilistic reasoning in intelligent systems - networks of plausible inference. Morgan Kaufmann (1988)

APPENDIX

A Multiplicative Linear Logic with Boxes

Fig. 11 gives the rules to generate the sequent calculus proof-trees for MLL^{B} . It also gives, for each proof-tree π its image \mathcal{N} as a proof-net. Reading the figure right to left, we have a sequentialization of the proof-net \mathcal{N} .

$\frac{}{\vdash X^+, X_1^-, \dots, X_k^-} \text{box} \quad X^+ \boxed{X_1^- \dots X_k^-}$	$\frac{}{\vdash X^+, X^-} \text{ax} \quad X^+ \text{ax}^- X^-$
$\frac{\frac{\pi}{\vdash \Delta, F} \quad \frac{\pi'}{\vdash \Delta', F^\perp}}{\vdash \Delta, \Delta'} \text{cut} \quad \begin{array}{c} \mathcal{N} \quad \mathcal{N}' \\ \vdots \quad \vdots \\ \Delta \quad \Delta' \end{array}$	$\frac{}{\vdash 1} \text{one} \quad \frac{}{\vdash 1} \text{one}$
$\frac{\frac{\pi}{\vdash \Delta, F} \quad \frac{\pi'}{\vdash \Delta', G}}{\vdash \Delta, \Delta', F \otimes G} \otimes \quad \begin{array}{c} \mathcal{N} \quad \mathcal{N}' \\ \vdots \quad \vdots \\ \Delta \quad \Delta' \end{array}$	$\frac{\frac{\pi}{\vdash \Delta} \quad \frac{\pi'}{\vdash \Delta'}}{\vdash \Delta, \Delta'} \text{mix} \quad \begin{array}{c} \mathcal{N} \quad \mathcal{N}' \\ \vdots \quad \vdots \\ \Delta \quad \Delta' \end{array}$
$\frac{\frac{\pi}{\vdash \Delta, F^\perp, G^\perp}}{\vdash \Delta, F^\perp \wp G^\perp} \wp \quad \begin{array}{c} \mathcal{N} \\ \vdots \\ \Delta \end{array}$	$\frac{\frac{\pi}{\vdash \Delta, X^-, X^-}}{\vdash \Delta, X^-} \text{c} \quad \begin{array}{c} \mathcal{N} \\ \vdots \\ \Delta \end{array}$
$\frac{\frac{\pi}{\vdash \Delta}}{\vdash \Delta, \perp} \text{bot} \quad \begin{array}{c} \mathcal{N} \\ \vdots \\ \Delta \end{array}$	$\frac{\frac{\pi}{\vdash \Delta}}{\vdash \Delta, X^-} \text{w} \quad \begin{array}{c} \mathcal{N} \\ \vdots \\ \Delta \end{array}$

Fig. 11. Sequent Calculus, Proof-Nets, and Sequentialization

B Proofs of Section 5.2

Lemma B.1 (Lemma 5.1, Named paths). *Let $\pi : \Delta$ be a proof-net and let X^+ be the main name of a box \mathbf{b}^X . Then in π , each edge with name X is connected either to the main conclusion of \mathbf{b}^X or to a negative conclusion X^- by a directed path in which all edges have name X . There exists a unique such path.*

Proof. Let us start with two easy observations.

1. By inspecting the grammar of proof-net Fig. 3 and taking into account the polarized orientation of the edges, we realize that in π each edge has at

most one parent with the same underlying name. Observe that the only edges which do not have any parent with the same name (resp., the same atom), are either the main edge of a box, or the negative conclusions of π .

2. From (1), by recalling that a DAG where each node has at most one parent is a tree, we have the following key observation: if we partition π into maximal connected subgraphs whose vertices are *edges with the same name* X , then each such subgraph is a *directed tree*, whose root corresponds either to the main type of a box, or to a edge in the context Δ of the conclusion.

Now let X be the main name of a box. Since π is positive, there is no negative conclusion labelled by X^- . Since we require the main names of π to be pairwise distinct, we conclude that in π there is *exactly one* connected component of edges with the same name X .

An immediate consequence is that if a name X is summed out, then necessarily it is a main name.

??

Theorem B.1 (Thm. 5.2, Graphs compositionality). *Let $\mathcal{R} = \text{Cut}(\mathcal{R}_1, \mathcal{R}_2) : \Delta$ be a bpn. Then*

$$\llbracket \mathcal{R} \rrbracket = \sum_{\mathbf{Z}} (\llbracket \mathcal{R}_1 \rrbracket \odot \llbracket \mathcal{R}_2 \rrbracket) \quad \text{where } \mathbf{Z} = (\text{Nm}(\llbracket \mathcal{R}_1 \rrbracket) \cup \text{Nm}(\llbracket \mathcal{R}_2 \rrbracket)) - \text{Nm}(\Delta)$$

Proof. Let us set $\Phi_{\mathcal{M}} \stackrel{\text{def}}{=} \bigodot_{b \in \text{Boxes}(\mathcal{M})} \llbracket b \rrbracket$ for each \mathcal{M} . We assume that every \mathcal{R}_i has conclusions Δ_i . By Def. 5.2, we can write $\llbracket \mathcal{R}_i \rrbracket = \sum_{\mathbf{W}_i} \Phi_{\mathcal{R}_i}$, where $\mathbf{W}_i = \text{Nm}(\Phi_{\mathcal{R}_i}) - \text{Nm}(\Delta_i)$ ($i \in \{1, 2\}$). Crucially, by Cor. 5.1, $\mathbf{W}_1 \cap \text{Nm}(\mathcal{R}_2) = \emptyset$ and $\mathbf{W}_2 \cap \text{Nm}(\mathcal{R}_1) = \emptyset$. Hence, by Eq. (1), sum and product distribute, and we have:

$$\llbracket \mathcal{R}_1 \rrbracket \odot \llbracket \mathcal{R}_2 \rrbracket = \sum_{\mathbf{W}_1} \Phi_{\mathcal{R}_1} \odot \sum_{\mathbf{W}_2} \Phi_{\mathcal{R}_2} = \sum_{\mathbf{W}_1} \sum_{\mathbf{W}_2} (\Phi_{\mathcal{R}_1} \odot \Phi_{\mathcal{R}_2}) = \sum_{\mathbf{W}_1} \sum_{\mathbf{W}_2} \Phi_{\mathcal{R}} \quad (3)$$

where we used the fact that $\text{Boxes}(\mathcal{R}) = \text{Boxes}(\mathcal{R}_1) \cup \text{Boxes}(\mathcal{R}_2)$. Now let $\mathbf{Y}_i \stackrel{\text{def}}{=} \text{Nm}(\llbracket \mathcal{R}_i \rrbracket)$; since $\text{Nm}(\Phi_{\mathcal{R}_i}) = \mathbf{Y}_i \uplus \mathbf{W}_i$ and, by Cor. 5.1, $\mathbf{W}_i \cap \text{Nm}(\Phi_{\mathcal{R}_j}) = \emptyset$ for $i \neq j$, we have

$$\text{Nm}(\Phi_{\mathcal{R}}) = (\mathbf{Y}_1 \cup \mathbf{Y}_2) \uplus (\mathbf{W}_1 \uplus \mathbf{W}_2). \quad (4)$$

Let $\mathbf{Z} \stackrel{\text{def}}{=} (\mathbf{Y}_1 \cup \mathbf{Y}_2) - \text{Nm}(\Delta)$; by Eq. (4) and Cor. 5.1, $\text{Nm}(\Phi_{\mathcal{R}}) - \text{Nm}(\Delta) = \mathbf{Z} \uplus \mathbf{W}_1 \uplus \mathbf{W}_2$. Therefore

$$\sum_{\mathbf{Z}} (\llbracket \mathcal{R}_1 \rrbracket \odot \llbracket \mathcal{R}_2 \rrbracket) = \sum_{\mathbf{Z}} \sum_{\mathbf{W}_1} \sum_{\mathbf{W}_2} \Phi_{\mathcal{R}} = \sum_{\text{Nm}(\Phi_{\mathcal{R}}) - \text{Nm}(\Delta)} \Phi_{\mathcal{R}} \stackrel{\text{def}}{=} \llbracket \mathcal{R} \rrbracket$$

where we sum out \mathbf{Z} from both sides of Eq. (3).

C Proofs of Section 6

Lemma C.1 (Lemma 6.2). *Given a positive bpn \mathcal{R} , if $\mathcal{R} \xrightarrow{w} \mathcal{S}$ then $\langle \mathcal{R} \rangle = \langle \mathcal{S} \rangle$.*

Proof. By definition, \mathcal{R} has a sub-net \mathcal{N} of the shape depicted on the left of Fig. 7, and \mathcal{S} is the same graph with \mathcal{N} replaced by \mathcal{M} the shape depicted on the right of Fig. 7. We now use Def. 4.1: we have $\text{Split}_{\mathcal{N}}(\mathcal{R}) = \text{Cut}(\mathcal{D}, \mathcal{N})$ and $\text{Split}_{\mathcal{M}}(\mathcal{S}) = \text{Cut}(\mathcal{D}, \mathcal{M})$ for some proof-net \mathcal{D} , as these two graphs differ only on \mathcal{N} and \mathcal{M} . By compositionality (Thm. 5.2), we obtain:

$$\begin{aligned}\langle \mathcal{R} \rangle &= \langle \text{Split}_{\mathcal{N}}(\mathcal{R}) \rangle = \langle \mathcal{D} \rangle \odot \langle \mathcal{N} \rangle \\ \langle \mathcal{S} \rangle &= \langle \text{Split}_{\mathcal{M}}(\mathcal{S}) \rangle = \langle \mathcal{D} \rangle \odot \langle \mathcal{M} \rangle\end{aligned}$$

We compute by Def. 5.2 $\langle \mathcal{M} \rangle = \mathbf{1}_{\emptyset}$ and $\langle \mathcal{N} \rangle = \sum_X \phi$ with ϕ the CPT associated to the box of \mathcal{N} . But, ϕ being a CPT on X , $\sum_X \phi = \mathbf{1}_{\{Y_1, \dots, Y_n\}}$. Thus:

$$\langle \mathcal{R} \rangle = \langle \mathcal{D} \rangle \odot \mathbf{1}_{\{Y_1, \dots, Y_n\}} = \langle \mathcal{D} \rangle = \langle \mathcal{D} \rangle \odot \mathbf{1}_{\emptyset} = \langle \mathcal{S} \rangle$$

D Variable Elimination in bpn's

We sketch here an analog in bpn's of the well-known *variable elimination* algorithm [4] (Chapter 6) used to compute efficiently the semantic of a Bayesian Network. The idea the following. Assume given a positive and atomic bpn $\mathcal{C} : \Gamma$ and an elimination order (X_1, X_2, \dots, X_n) of all the r.v.s in $\text{Nm}(\mathcal{C}) - \text{Nm}(\Gamma)$. We wish to compute in a specific way the semantic of \mathcal{C} which is $\langle \mathcal{C} \rangle = \sum_{X_1, X_2, \dots, X_n} \left(\bigodot_{b \in \text{Boxes}(\mathcal{D})} \langle b \rangle \right)$. In this computation, we want to sum out first X_1 by distributing the sum out on X_1 exactly on factors containing it. This means we first compute $\sum_{X_1} \left(\bigodot_{b \in \text{Boxes}(\mathcal{C}) \text{ s.t. } X_1 \in \text{Nm}(b)} \langle b \rangle \right)$, which gives us a new factor. Please remark this is less costly than computing the sum out of X_1 over all boxes. We then iterate, summing out X_2 by again distributing its sum out only on factors containing it (so possibly on the new factor created by the summing out of X_1), and so on and so forth until summing out the last variable X_n . As an example, look at Figs. 9 and 10: \mathcal{R}'_D is a factorization of \mathcal{R}_D with the order (A, B, C) .

To this aim, we expand \mathcal{C} into a cut-net \mathcal{C}' such that computing the interpretation of \mathcal{C}' using Thm. 8.1 does exactly that. Such a \mathcal{C}' is obtained simply by repeated splittings (Def. 4.1) on well-chosen sub-nets.

Lemma D.1. *Take $\mathcal{C} : \Gamma$ a positive and atomic bpn and an elimination order (X_1, \dots, X_n) of all the r.v.s in $\text{Nm}(\mathcal{C}) - \text{Nm}(\Gamma)$. There is an expansion \mathcal{C}' of \mathcal{C} such that computing $\langle \mathcal{C}' \rangle$ with Thm. 8.1 does exactly variable elimination for the given order.*

Proof. The result follows by applying successively on X_1, \dots, X_n the following claim, that corresponds to separating exactly the part of the net containing a given r.v. X , while keeping track of all previous computations.

Claim Take a r.v. X and a positive and atomic cut-net $\mathcal{D} = \mathcal{R}(\mathcal{M}_1, \dots, \mathcal{M}_k, \mathcal{N}_1, \dots, \mathcal{N}_l)$ such that X is in the conclusions of all the \mathcal{M}_i and none of the \mathcal{N}_j . Then, there is a cut-net $\mathcal{D}' = \mathcal{R}_1(\mathcal{M}', \mathcal{N}_1, \dots, \mathcal{N}_l)$ such that $\mathcal{D}' \xrightarrow{R^*} \mathcal{D}$, $\mathcal{M}' = \mathcal{R}_2(\mathcal{M}_1, \dots, \mathcal{M}_k)$, $X \notin \text{Nm}(\mathcal{R}_1)$ and for all box-node \mathbf{b} in \mathcal{R}_2 , $X \in \text{Nm}(\mathbf{b})$.

Intuitively, the sub-nets $\mathcal{M}_1, \dots, \mathcal{M}_k, \mathcal{N}_1, \dots, \mathcal{N}_l$ correspond to already done computations, with the $\langle \mathcal{M}_i \rangle$ being those factors on (at least) X . Meanwhile, the root \mathcal{R} contains factors that we still have not used. Our next computation is the summing out of X in the product of all the factors $\langle \mathcal{M}_i \rangle$ – as well as the factors using X among those of \mathcal{R} .

Thus, one can get the cut-net corresponding to the computation associated to variable elimination by starting from the full **bpn** \mathcal{C} seen as a cut-net with a single sub-net (*i.e.* all factors have not been used yet, everything is in the root), and apply the above result successively on X_1 , then X_2 , and so on until X_n .

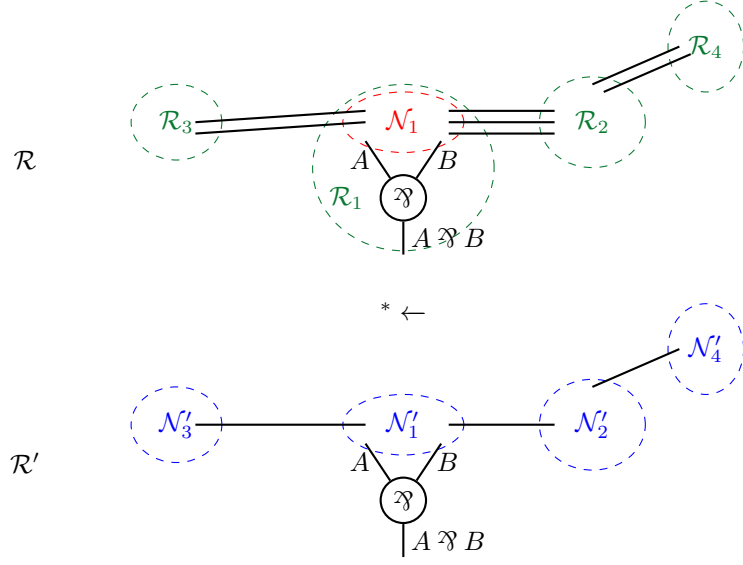
We now prove our Claim. Set \mathcal{R}_2 the minimal sub-net of \mathcal{R} containing all its edges labelled by X : it is made of all cut, **ax** and **c** on X , and all boxes with input or output X . Define $\mathcal{M}' \stackrel{\text{def}}{=} \mathcal{R}_2(\mathcal{M}_1, \dots, \mathcal{M}_k)$ (with the involved cut-nodes of \mathcal{D} in-between). We set \mathcal{D}' as the cut-net $\mathcal{D}' \stackrel{\text{def}}{=} \text{Split}_{\mathcal{M}'}(\mathcal{D}) = \mathcal{R}_1(\mathcal{M}', \mathcal{N}_1, \dots, \mathcal{N}_l)$ whose root \mathcal{R}_1 is made of the nodes of \mathcal{R} not in \mathcal{R}_2 (along the **ax**-nodes added during the splitting). By construction, we have all the required properties.

E Proofs of Section 8.3

Theorem E.1 (Thm. 8.3). *Given a cut-net $\mathcal{R} = \text{Cut}(\mathcal{R}_1, \dots, \mathcal{R}_n)$, there is a sequence of \otimes/\mathfrak{A} -expansions (the reverse of the \otimes/\mathfrak{A} -rule in Fig. 4) on the cuts between the pairs $(\mathcal{R}_i, \mathcal{R}_j)$ such that the result is a cut-net $\mathcal{R}' = \text{Cut}(\mathcal{R}'_1, \dots, \mathcal{R}'_n)$ with **at most one cut** between each pair $(\mathcal{R}'_i, \mathcal{R}'_j)$.*

Proof. We will proceed by induction on a sequentialization π of \mathcal{R} . Call **proper** a cut-net with at most one cut-node between each of its sub-nets. We illustrate with a drawing each case, corresponding to what kind the last rule of π is. On these drawings, ellipses represent sub-graphs such as $\mathcal{R}_1, \dots, \mathcal{R}_n$ while bold edges between those represent cut-nodes. Up to commuting rules, we can assume π has above a *mix*-rule only **ax**-, **1**-, **box**- or *mix*-rules, so that the last rule of π – provided it is not already proper – is either a \mathfrak{A} -, \perp -, **c**-, **w**-, \otimes - or cut-rule.

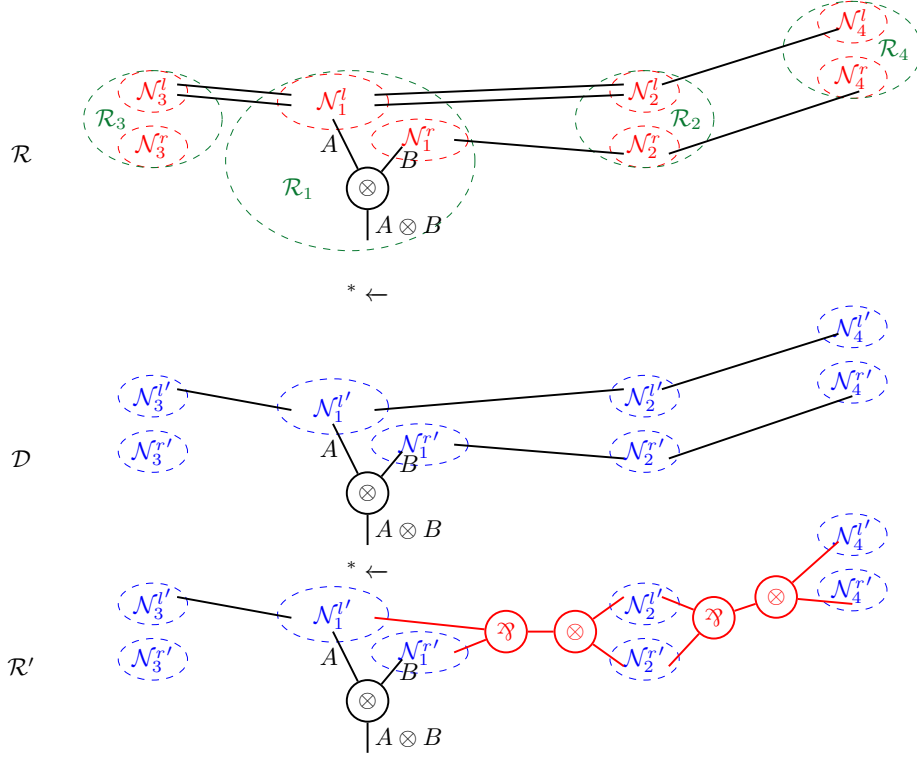
- Assume π is a proof ρ followed by a \mathfrak{A} -rule, which corresponds in \mathcal{R} to a node v . Without loss of generality, v is in \mathcal{R}_1 . Call \mathcal{N}_1 the removal of v in \mathcal{R}_1 . By induction hypothesis on the cut-net $\mathcal{N} = \text{Cut}(\mathcal{N}_1, \mathcal{R}_2, \dots, \mathcal{R}_n)$ of sequentialization ρ , there is a proper cut-net $\mathcal{N}' = \text{Cut}(\mathcal{N}'_1, \mathcal{N}'_2, \dots, \mathcal{N}'_n)$ such that $\mathcal{N}' \rightarrow^* \mathcal{N}$. Set $\mathcal{R}' \stackrel{\text{def}}{=} \text{Cut}(\mathcal{N}'_1 \cup \{v\}, \mathcal{N}'_2, \dots, \mathcal{N}'_n)$ with $\mathcal{N}'_1 \cup \{v\}$ the graph obtained by adding v to \mathcal{N}'_1 with the same edges it had in \mathcal{R}_1 . Then \mathcal{R}' is a proper cut-net and $\mathcal{R}' \rightarrow^* \mathcal{R}$ using the same elimination steps as in $\mathcal{N}' \rightarrow^* \mathcal{N}$.



- The cases where the last rule of π is a \perp -, c -, or w -rule are similar to the previous one.

- Suppose now the last rule of π is a \otimes -rule between proofs ρ^l and ρ^r , whose corresponding node in \mathcal{R} we call v . By symmetry, assume v belongs to R_1 . Dividing \mathcal{R} according to ρ^l and ρ^r , we have $\mathcal{R} = \text{Cut}(\mathcal{N}_1^l \cup \mathcal{N}_1^r \cup \{v\}, \mathcal{N}_2^l \cup \mathcal{N}_2^r, \dots, \mathcal{N}_n^l \cup \mathcal{N}_n^r)$. By induction hypothesis on the cut-net $\mathcal{N}^l \stackrel{\text{def}}{=} \text{Cut}(\mathcal{N}_1^l, \mathcal{N}_2^l, \dots, \mathcal{N}_n^l)$ of sequentialization ρ^l , there is a proper cut-net $\mathcal{N}^{l'} = \text{Cut}(\mathcal{N}_1^{l'}, \mathcal{N}_2^{l'}, \dots, \mathcal{N}_n^{l'})$ such that $\mathcal{N}^{l'} \rightarrow^* \mathcal{N}^l$; and similarly with ρ^r , one gets $\mathcal{N}^{r'} = \text{Cut}(\mathcal{N}_1^{r'}, \mathcal{N}_2^{r'}, \dots, \mathcal{N}_n^{r'}) \rightarrow^* \mathcal{N}^r \stackrel{\text{def}}{=} \text{Cut}(\mathcal{N}_1^r, \mathcal{N}_2^r, \dots, \mathcal{N}_n^r)$.

The wished cut-net \mathcal{R}' is obtained from $\mathcal{N}^{l'}$ and $\mathcal{N}^{r'}$ as follows. Consider $\mathcal{D} \stackrel{\text{def}}{=} \text{Cut}(\mathcal{N}_1^{l'} \cup \mathcal{N}_1^{r'} \cup \{v\}, \mathcal{N}_2^{l'} \cup \mathcal{N}_2^{r'}, \dots, \mathcal{N}_n^{l'} \cup \mathcal{N}_n^{r'})$. While \mathcal{D} is a cut-net such that $\mathcal{D} \rightarrow^* \mathcal{R}$ (e.g. by doing the steps in $\mathcal{N}^{l'} \rightarrow^* \mathcal{N}^l$ first then the ones in $\mathcal{N}^{r'} \rightarrow^* \mathcal{N}^r$), it may not be proper. Indeed, there may be two cut between some $\mathcal{N}_i^{l'} \cup \mathcal{N}_i^{r'}$ and $\mathcal{N}_j^{l'} \cup \mathcal{N}_j^{r'}$, with one cut coming from $\mathcal{N}^{l'}$ and the other from $\mathcal{N}^{r'}$. As the skeleton graph of \mathcal{D} is a tree, say by symmetry that the component i is closer to the first component – the one containing v – than j . For each such pair, we apply a $\mathfrak{A} - \otimes$ cut-expansion, putting a \mathfrak{A} -node in the component i and a \otimes -node in the component j . The resulting components are correct since in \mathcal{D} the only way to go from $\mathcal{N}_j^{l'}$ to $\mathcal{N}_j^{r'}$ passes through v , so through the two identified cut. Doing so for all possible i and j yields the wished \mathcal{R}' , with $\mathcal{R}' \rightarrow^* \mathcal{D} \rightarrow^* \mathcal{R}$.



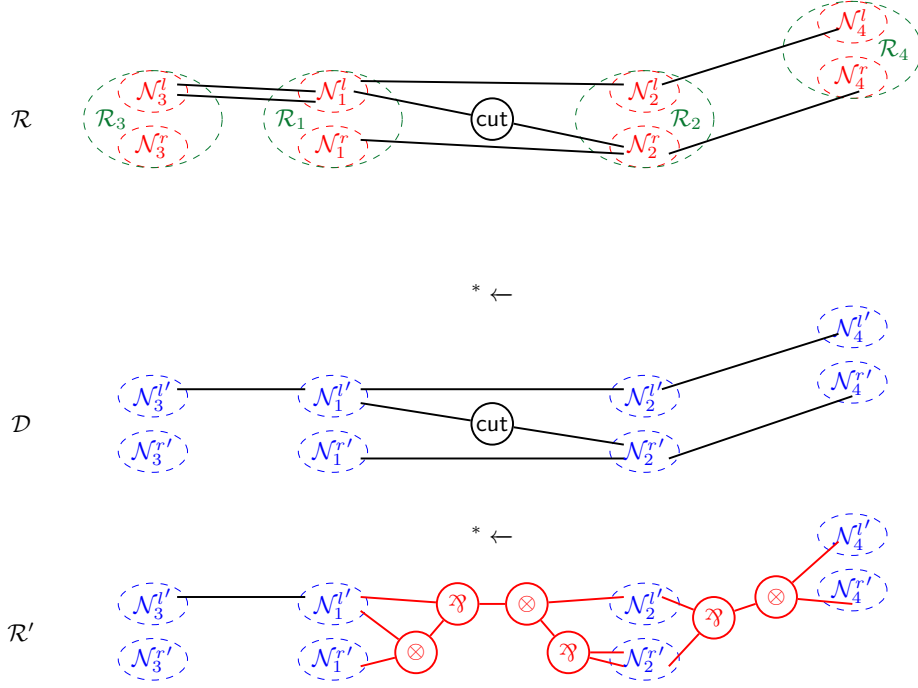
- The case where the last rule of π is a cut-rule *whose corresponding node is not a cut between some \mathcal{R}_i and \mathcal{R}_j* is similar to the \otimes case.
- The last case is the one where the last rule of π is a cut-rule between proofs ρ^l and ρ^r , with the node v corresponding to this cut being, by symmetry, between \mathcal{R}_1 and \mathcal{R}_2 . Our reasoning is similar to the \otimes case, with an additional step at the end. Dividing \mathcal{R} according to ρ^l and ρ^r , we have $\mathcal{R} = \text{Cut}(\mathcal{N}_1^l \cup \mathcal{N}_1^r, \mathcal{N}_2^l \cup \mathcal{N}_2^r, \dots, \mathcal{N}_n^l \cup \mathcal{N}_n^r)$. In particular, v is a cut with a premise in \mathcal{N}_1^l and the other in \mathcal{N}_2^r . By induction hypothesis on the cut-net $\mathcal{N}^l \stackrel{\text{def}}{=} \text{Cut}(\mathcal{N}_1^l, \mathcal{N}_2^l, \dots, \mathcal{N}_n^l)$ of sequentialization ρ^l , there is a proper cut-net $\mathcal{N}^{l'} = \text{Cut}(\mathcal{N}_1^{l'}, \mathcal{N}_2^{l'}, \dots, \mathcal{N}_n^{l'})$ such that $\mathcal{N}^{l'} \rightarrow^* \mathcal{N}^l$; and similarly one gets $\mathcal{N}^{r'} = \text{Cut}(\mathcal{N}_1^{r'}, \mathcal{N}_2^{r'}, \dots, \mathcal{N}_n^{r'}) \rightarrow^* \mathcal{N}^r \stackrel{\text{def}}{=} \text{Cut}(\mathcal{N}_1^r, \mathcal{N}_2^r, \dots, \mathcal{N}_n^r)$.

The wished cut-net \mathcal{R}' is obtained from $\mathcal{N}^{l'}$ and $\mathcal{N}^{r'}$ as follows. Consider $\mathcal{D} \stackrel{\text{def}}{=} \text{Cut}(\mathcal{N}_1^{l'} \cup \mathcal{N}_1^{r'}, \mathcal{N}_2^{l'} \cup \mathcal{N}_2^{r'}, \dots, \mathcal{N}_n^{l'} \cup \mathcal{N}_n^{r'})$. This cut-net indeed reduces to \mathcal{R} , but it may not be proper: not only may there be two cut between some $\mathcal{N}_i^{l'} \cup \mathcal{N}_i^{r'}$ and $\mathcal{N}_j^{l'} \cup \mathcal{N}_j^{r'}$ with one cut coming from $\mathcal{N}^{l'}$ and the other from $\mathcal{N}^{r'}$, but the cut-node v may introduce a second or third cut between $\mathcal{N}_1^{l'} \cup \mathcal{N}_1^{r'}$ and $\mathcal{N}_2^{l'} \cup \mathcal{N}_2^{r'}$. The first case, which may happen for a pair $(i, j) \neq (1, 2)$, is solved exactly as in the \otimes case above. Thus, let us focus on the case where there already are cut between the first two components in $\mathcal{N}^{l'}$ and $\mathcal{N}^{r'}$. We have two

sub-cases: either only one of $\mathcal{N}^{l'}$ and $\mathcal{N}^{r'}$, say $\mathcal{N}^{l'}$, has such a cut; or both have one.

If only $\mathcal{N}^{l'}$ has a cut-node between $\mathcal{N}_1^{l'}$ and $\mathcal{N}_2^{l'}$, then the only way to go from $\mathcal{N}_2^{l'}$ to $\mathcal{N}_2^{r'}$ passes through v . We can thus apply a $\mathfrak{V} - \otimes$ cut-expansion, putting a \mathfrak{V} -node in $\mathcal{N}_1^{l'}$ and a \otimes -node in $\mathcal{N}_2^{l'} \cup \mathcal{N}_2^{r'}$, which yields the wished \mathcal{R}' .

Now, suppose there are cut-nodes u_l between $\mathcal{N}_1^{l'}$ and $\mathcal{N}_2^{l'}$ and a u_r between $\mathcal{N}_1^{r'}$ and $\mathcal{N}_2^{r'}$. In this case, we do the two following $\mathfrak{V} - \otimes$ cut-expansion steps. First, we expand the cut v with u_r by putting a \otimes -node in $\mathcal{N}_1^{l'} \cup \mathcal{N}_1^{r'}$ and a \mathfrak{V} -node in $\mathcal{N}_2^{r'}$, with a new cut-node v' . The result is correct as paths from $\mathcal{N}_1^{l'}$ to $\mathcal{N}_1^{r'}$ must go through v . Then, we expand v' with u_l by putting a \mathfrak{V} -node in $\mathcal{N}_1^{l'} \cup \mathcal{N}_1^{r'} \cup \{\otimes\}$ and a \otimes -node in $\mathcal{N}_2^{l'} \cup (\mathcal{N}_2^{r'} \cup \{\mathfrak{V}\})$. Again, the result is correct as paths from $\mathcal{N}_2^{l'}$ to $\mathcal{N}_2^{r'} \cup \{\mathfrak{V}\}$ must go through v' . This gives us a proper cut-net \mathcal{R}' such that $\mathcal{R}' \rightarrow^* \mathcal{D}$, and concludes the proof.³



³ The apparent asymmetry between u_l and u_r is not relevant: it is also possible to expand v first with u_l and then with u_r , getting another proper cut-net reducing to \mathcal{R} .

F BPN artifact criterion

By proof-net we always mean a proof-net with probabilistic boxes which is *well-named*, i.e. the atoms labelling the positive conclusions of the boxes are pairwise distinct.

TODO: change also in the body

We recall Lemma 5.1

Lemma F.1 (Jointree-like property). *Let $\mathcal{R} : \Delta$ be a positive atomic proof-net. The restriction of \mathcal{R} to the edges labelled by a same atom X is a directed tree, where*

1. *the root is the main conclusion of the box \mathbf{b}^X ;*
2. *the leaves are either positive conclusion of \mathcal{R} , or inputs of a box.*

F.1 Properties of directed paths

We will use some technical properties of directed paths that we collect below.

By Polarized Correctness (Lemma 3.1), the following holds

A direct proof is easy to give, and probably is better to do so

Proposition F.1 (directed cycles). *Let \mathcal{R} be an atomic net. \mathcal{R} has a switching cycle iff \mathcal{R} has a directed cycle (following the orientation of the edges).*

Lemma F.2 (directed paths). *Let \mathcal{R} be an atomic net (not necessarily correct).*

- *An X -path with source \mathbf{b}^X cannot enter a cycle.*
- *Given an X -path, only its source and target nodes may be boxes.*
- *Any two consecutive edges $\xrightarrow{e_1} \xrightarrow{e_2}$ have different names iff the common vertex is a box. In this case, e_2 is the main conclusion of the box.*

As a consequence:

Corollary F.1 (boxes cycle). *Let \mathcal{R} be an atomic net with a directed cycle r . If r visits at least one box, then r necessarily consists in a concatenation of $k > 1$ directed paths $r^{X_1} r^{X_2} \dots r^{X_k}$ where each r^{X_i} is an X_i -path with source \mathbf{b}^{X_i} and target $\mathbf{b}^{X_{i+1}}$ (where $X_{k+1} = X_1$).*

F.2 Artifact criterion for atomic bpn's

Definition F.1 (Bayesian proof-net (bpn)). *A proof-net $\mathcal{R} : \Delta$ is Bayesian if*

1. *all the atoms in the conclusion Δ are positive, or*
2. *\mathcal{R} is sub-net of a proof-net which satisfies (1).*

Remark F.1. Observe that if no negative conclusions of \mathcal{R} has a name which is also the main name of a box, then \mathcal{R} is a bpn. Indeed, we can always obtain a positive proof-net of which \mathcal{R} is a sub-net. If all conclusions of \mathcal{R} are atomic, we perform the following:

- collect together all the negative conclusions $e_1 : X^-, \dots, e_k : X^-$ labelled by the same X^- as premises of a contraction of single conclusion $e : X^-$.
- add a box \mathbf{b}^X of single conclusion $f : X^+$, and a cut between $f : X^+$ and $e : X^-$.

If \mathcal{R} has any non-atomic conclusion F , we first cut every such F with the expansion of F^\perp , then proceed as above.

It may be worth (or not) to define the atomization of a conclusion

Definition F.2 (Artifact). *Given an atomic proof-net \mathcal{R} of conclusions Δ , its artifact closure $\widehat{\mathcal{R}}$ is defined by performing the following for each name X such that $X^- \in \Delta$ and \mathbf{b}^X belongs to \mathcal{R} :*

- *contract together all the negative conclusions $e_1 : X^-, \dots, e_k : X^-$ labelled by X^- . Let $e : X^-$ be the conclusion of the contraction.*
- *if there exists (at least) one positive conclusion $f : X^+ \in \Delta$ which is connected to \mathbf{b}^X by an X -path, add a cut between $e : X^-$ and $f : X^+$. Otherwise, $\widehat{\mathcal{R}}$ is not defined.*

\mathcal{R} satisfies the artifact test if $\widehat{\mathcal{R}}$ is defined, and it is a proof-net.

Proposition F.2. *An atomic proof-net \mathcal{R} satisfies the artifact test if and only if \mathcal{R} is a bpn.*

Proof. Only if. By hypothesis, $\widehat{\mathcal{R}}$ is a proof-net. For all its negative conclusions, we proceed as in Rem. F.1, obtaining a positive proof-net which includes \mathcal{R} .

If. Assume that there exists a positive proof-net \mathcal{N} of which \mathcal{R} is a subnet. We prove that if $\widehat{\mathcal{R}}$ has a switching cycle, so has \mathcal{N} , contradicting the fact that it is a proof-net.

By Prop. F.1, $\widehat{\mathcal{R}}$ contains a directed cycle r , which (since \mathcal{R} is a proof-net) necessarily uses one of the artifact cuts. Let $f : X^+$ be the positive edge of such a cut. By construction, there is an X -path from \mathbf{b}^X to $f : X^+$. Hence, by Cor. F.1, the directed cycle visits $k > 1$ boxes. Assume that the order of visit is $\mathcal{C} = \mathbf{b}^{X_1} \rightarrow \dots \rightarrow \mathbf{b}^{X_k} \rightarrow \mathbf{b}^{X_1}$. Observe that each \mathbf{b} in the cycle has a negative edge with the same name as the previously visited box.

In \mathcal{N} , we have the same boxes. Observe that for every pair in \mathcal{C} of consecutive boxes $\mathbf{b}^X \rightarrow \mathbf{b}^Y$, by the jointree property (Lemma 5.1) in \mathcal{N} there is an X -path connecting the negative conclusion $e : X^-$ of \mathbf{b}^Y with \mathbf{b}^X . The concatenation of all such paths gives a directed cycle in \mathcal{N} .