

Tinker Tales: Supporting Child–AI Collaboration through Co-Creative Storytelling with Educational Scaffolding

NAYOUNG CHOI, Emory University, USA

JISEUNG HONG, Carnegie Mellon University, USA

PEACE CYEBUKAYIRE, Emory University, USA

IKSEON CHOI, Emory University, USA

JINHO D. CHOI, Emory University, USA



Fig. 1. Overview of *Tinker Tales*. Children iteratively develop and refine stories through interaction with a conversational AI while placing and moving tangible story elements on a physical board. A mobile app mediates this interaction by sensing NFC-embedded story elements and supporting voice-based dialogue.

Artificial intelligence (AI) is increasingly framed as a collaborative partner in creative activities, yet children’s interactions with AI have largely been studied in AI-led instructional settings rather than co-creative collaboration. This leaves open questions about how children can meaningfully engage with AI through iterative co-creation. We present *Tinker Tales*, a tangible storytelling system designed with narrative and social-emotional scaffolding to support child–AI collaboration. The system combines a physical storytelling board, NFC-embedded toys representing story elements (e.g., characters, places, items, and emotions), and a mobile app that mediates child–AI interaction. Children shape and refine stories by placing and moving story elements and interacting with the AI through tangible and voice-based interaction. We conducted an exploratory user study with 10 children to examine how they interacted with *Tinker Tales*. Our findings show that children treated the AI as an attentive, responsive collaborator, while scaffolding supported coherent narrative refinement without diminishing children’s agency.

CCS Concepts: • **Human-centered computing** → **Interactive systems and tools**; **Empirical studies in interaction design**.

Additional Key Words and Phrases: Human-AI Collaboration, Children, Co-Creative Storytelling, Conversational AI, Tangible Interaction, Near-field Communication (NFC), Scaffolding, Narrative Development, Social-Emotional Learning

1 Introduction

Artificial intelligence (AI) has become an increasingly common collaborator in everyday creative and cognitive practices. Many people now use AI systems to brainstorm ideas, revise drafts, and iteratively develop content across writing, design, and problem-solving tasks [9, 24, 42, 46, 57]. In these settings, AI is not merely an information source, but a conversational partner that supports iterative exploration and elaboration in shared creative work. As these practices become more widespread, collaborating with AI increasingly shapes how people create, think, and work [34, 37, 49].

Authors’ Contact Information: Nayoung Choi, Emory University, Computer Science, Atlanta, Georgia, USA, nayoung.choi@emory.edu; Jiseung Hong, Carnegie Mellon University, Computer Science, Pittsburgh, Pennsylvania, USA, jiseungh@andrew.cmu.edu; Peace Cyebukayire, Emory University, Computer Science, Atlanta, Georgia, USA, pcyebuk@emory.edu; Ikseon Choi, Emory University, School of Nursing, Atlanta, Georgia, USA, ike.choi@emory.edu; Jinho D. Choi, Emory University, Computer Science, Atlanta, Georgia, USA, jinho.choi@emory.edu.

Learning to interact with AI is becoming an important skill. However, existing explorations of children’s interactions with AI have tended to focus on AI-led, instructional learning activities [8, 20, 58]—such as guided tutoring—rather than on co-creative engagements in which children iteratively develop ideas and outcomes through interaction with AI. While such instructional approaches can be valuable, they leave open an important design space for *experiences that enable children to engage with AI as a collaborative partner*. As AI becomes embedded in everyday life, understanding how young learners can meaningfully experience human–AI collaboration remains underexplored [4, 25].

Among AI applications for children, interactive storytelling provides a suitable setting for collaboration because its narrative structure supports it. Narrative-based activities like storytelling naturally invite shared idea building and joint meaning-making through interaction [14, 29, 47, 59]. However, supporting child–AI collaboration in this setting requires close attention to how the AI participates. Because young learners are still developing cognitive abilities across multiple dimensions, AI engagement with children requires careful educational design, including how the AI poses questions and responds [6, 52, 53]. Rather than leaving interaction entirely open-ended, educational scaffolding can play a critical role in supporting children’s participation, understanding, and agency during collaborative activities [5, 54]. Given that stories inherently involve narrative structure and relationships among characters, established educational frameworks such as narrative development [2, 33] and social–emotional learning [7, 15] can provide guidance for structuring child–AI interactions that are developmentally appropriate and supportive of children’s learning needs.

Beyond interaction content, interaction modality—such as whether interaction is mediated through speech, text, or movement—is also an important consideration in the design of child–AI systems. Many AI-driven interactive applications for children are situated within screen-based digital environments, while tangible and multisensory modalities have been shown to support aspects of younger children’s cognitive development [17, 22, 29]. Physical interaction with objects—such as toys, puzzles, or simple gestures—can help children grasp and reason about abstract concepts through embodied experience [19]. Even as learning activities shift toward digital environments, physical interaction continues to play a valuable role in supporting children’s development.

Building on these perspectives, we developed *Tinker Tales*, a tangible educational storytelling system designed to introduce children to human–AI collaboration through co-creative storytelling activities. The system combines a physical board, Near-Field Communication¹ (NFC)-embedded toys, and a mobile app to support both NFC-based tangible interaction and voice-based interaction with a conversational AI agent. In *Tinker Tales*, children shape stories using NFC-embedded toys that represent story elements such as characters, places, items, and emotions. These toys are placed and moved on a four-sided board structured around four narrative stages—Start, Journey, Climax, and End²—with voice input used to further develop and refine the story. A mobile app mediates child–AI communication by handling NFC and speech input and sending it to a backend service that manages interaction state. The AI-generated responses are returned to the app and delivered to children through voice-based dialogue. These responses are grounded in principles from Applebee’s narrative development model [2] and CASEL’s social–emotional learning framework [7], providing pedagogical grounding for AI participation. Through this interaction loop, storytelling unfolds as a child-driven collaborative process in which children and the AI jointly shape the narrative over multiple turns.

To explore how children engage with *Tinker Tales* as a child–AI collaborative system, we conducted an exploratory user study focused on interaction patterns as children iteratively developed their own stories with the AI. Given the exploratory and design-oriented nature of this work, our study focused on understanding how *Tinker Tales*

¹Near-Field Communication (NFC) is a short-range wireless communication technology that enables contactless data exchange between devices when placed in close proximity.

²Throughout the system, we use child-friendly labels for narrative stages (Start, Journey, Climax, and End), which correspond to canonical narrative phases (Introduction, Development, Crisis, and Conclusion) commonly used in narrative theory.

supports child-led collaboration with AI in practice and on surfacing design insights for future child–AI collaborative systems. We conducted a within-subject study with 10 child participants, in which each participant completed two co-creative storytelling sessions—one with educationally structured AI scaffolding and one with generic AI scaffolding—in a counterbalanced order, allowing us to observe how children collaborated with the AI across different forms of interactional support. We analyzed the dialogue and story outcome using an iterative coding process, focusing on how children engaged with the system, how they responded to AI, and how narrative control and initiative were exercised over time. Through this analysis, we sought to characterize patterns of child–AI collaboration and identify design considerations for supporting co-creative activity with AI. We address the following research questions:

- **RQ1:** How does AI scaffolding shape child–AI collaborative interaction and narrative construction?
- **RQ2:** How do children come to perceive and relate to the AI through the activity?
- **RQ3:** What design insights can be derived for supporting child–AI collaboration in co-creative activities?

2 Related Work

2.1 Human–AI Collaboration

Recent study has increasingly examined human–AI collaboration in creative and knowledge work, focusing on how people and AI systems jointly contribute to iterative processes such as ideation, writing and design. Prior studies have explored AI-supported co-writing, showing how different forms of AI assistance shape users’ elaboration, sense of authorship, and control over the creative process [13, 24]. Other work has investigated mixed-initiative collaboration, highlighting how initiative-taking by AI—such as proactively suggesting ideas or asking clarifying questions—can influence human engagement and creative flow [57]. Another work has emphasized the importance of designing AI systems that support mutual adaptation rather than treating interaction as a one-shot input–output exchange [9]. Across these studies, a common theme is the shift from viewing AI as an automated generator toward understanding it as a collaborative partner whose role is shaped by interaction design choices—such as when and how the AI contributes, how much control users retain, and how collaboration unfolds over multiple turns [21]. Collectively, this body of work suggests that effective human–AI collaboration depends on how collaboration is framed and orchestrated through interaction design—particularly in contexts that require sustained, iterative interaction.

2.2 AI in Learning Contexts for Children

A substantial body of research has examined the use of AI systems in learning contexts for children, with a primary focus on instructional support and knowledge acquisition. Prior work has explored intelligent tutoring systems and educational chatbots designed to help children practice academic skills or complete structured learning tasks [3, 8, 20, 26, 58]. These systems typically position AI as a tutor or assistant that guides children toward predefined learning goals. Recent studies have also investigated conversational agents for children, examining how dialogue-based interaction can support engagement, comprehension, and motivation in educational settings [44, 56]. In these systems, AI often leads the interaction by asking questions, providing feedback, or correcting responses, with interaction success commonly evaluated in terms of learning outcomes, task completion, or accuracy. Related work has further emphasized issues of trust, safety, and appropriateness when designing AI systems for young users, underscoring the need for careful consideration of children’s developmental abilities and expectations [27, 40, 53]. While this line of research demonstrates the value of AI-mediated support for children’s learning, it has largely centered on AI-led instructional paradigms. As a

result, less attention has been given to how children might engage with AI in co-creative activities that emphasize iterative exploration and shared meaning-making rather than direct instruction.

2.3 Interactive Storytelling and Co-Creation with Children

Interactive storytelling has long been explored as a powerful context for children’s learning, with prior work examining how these activities can support language acquisition and narrative development [18, 48]. A range of AI-driven interactive storytelling systems have been proposed to support children through guided questions or adaptive feedback [47, 50, 56, 59]. These systems often aim to help children understand narratives, reflect on stories, or remain engaged throughout the storytelling process. Another line of work has examined co-creative settings in which children and computational systems collaboratively build narratives through turn-taking or incremental contributions [14, 16, 30, 45]. While these co-creative AI systems demonstrate the potential of collaborative narrative construction, many primarily situate interaction within screen-based interfaces, with AI contributions often limited to generating content or offering episodic narrative guidance. As a result, less attention has been given to child-led collaboration with AI as an ongoing process of jointly shaping a shared outcome over time. This gap points to opportunities for exploring storytelling systems that foreground collaboration, interaction design, and children’s agency in shaping narrative outcomes. Building on prior work that demonstrated the technical feasibility of a tangible, AI-supported storytelling system for children [10], this paper extends the system design to examine children’s in-situ engagement in child-led co-creative storytelling.

3 Tinker Tales

3.1 Design Rationale

3.1.1 Combining Tangible Play and Voice Interaction. We combined tangible play with voice-based interaction to support children’s engagement and sense-making during story development. Prior work suggests that physical manipulation of objects can help younger children ground abstract ideas through embodied experience [19], while voice interaction allows children to express ideas fluidly without the constraints of reading and writing [32, 41]. By placing and moving story elements on the physical board, children make the story’s structure and progression visible and tangible. Voice interaction complements this tangible setup by allowing children to develop, elaborate on, or redirect the story in natural language, supporting expressive interaction with the AI. This combination of tangible and voice interaction was intended to lower interaction barriers, support multisensory expression, and create a playful setting in which children can engage with AI through familiar forms of play rather than screen-centric input alone.

3.1.2 Structuring Collaborative Roles Between Children and AI. The collaborative roles between children and the AI were inspired by two complementary sources. First, we drew inspiration from common practices in adult–AI collaboration for creative writing, where people often contribute partial ideas, receive AI-generated content, and iteratively develop it over multiple turns [35, 51]. Second, we were informed by established practices in adult–child storytelling, in which caregivers and educators support children’s narrative construction by eliciting ideas and encouraging elaboration while allowing children to retain primary control over narrative decisions [39, 43]. We adapted these patterns to a child-centered storytelling context. In *Tinker Tales*, the AI opens the interaction by engaging children to imagine and talk about the kind of story they would like to create in this session. Children then initiate story generation by selecting story elements, beginning with characters and followed by the selection of a place, item, and emotion at each narrative stage. The AI uses these inputs to generate story segments, which children can then further develop and elaborate through subsequent voice interaction. This iterative loop positions children as the primary decision-makers, while the

AI supports children’s thinking through elaboration questions and advances story progression by transforming their inputs into narrative content that remains open to further shaping.

3.1.3 Designing AI Responses for Educational Scaffolding. We designed the AI’s conversational behavior to provide educational scaffolding grounded in Applebee’s narrative development model [2] and CASEL’s social-emotional learning (SEL) framework [7]. Rather than treating the AI as a free-form conversational partner, we structured its responses to support developmentally appropriate child-AI interaction within the narrative context.

Applebee’s model characterizes children’s narrative development as progressing from early forms, such as *Heaps* and *Sequence*, toward more coherent narrative structures, including *Primitive*, *Chain*, and *True narratives*. In *Tinker Tales*, we used these stages as an analytic lens to guide the design of AI agent scaffolding. Specifically, we treated *Heaps* and *Sequence* as being supported through the tangible selection and sequencing of story elements. The AI’s conversational scaffolding was designed to support *Primitive narratives* by encouraging children to elaborate on what happens next, and to support *Chain narratives* by encouraging causal explanations that link events during story development. Finally, we targeted *True narratives* during post-story activities by first encouraging children to retell the story from beginning to end, and then to propose alternative endings. Table 1 summarizes how these narrative stages aligned with different forms of agent scaffolding in our activity.

Stage	Description	Scaffolding
Heap	Isolated actions or events with no central theme or logical organization.	Selection of story elements.
Sequence	Events organized around a shared theme, but without clear plot structure.	Sequential selection across narrative stages.
Primitive narratives	Narratives organized around an event and subsequent actions, but limited causal links.	Elaboration prompts for adding new events or actions.
Chain narratives	Narratives with simple cause-effect relationships, often reflecting character motivations.	Elaboration prompts targeting causal relations.
True narratives	Coherent narratives with a logical plot, central characters, and a clear resolution.	Post-story prompts for retelling and alternative endings.

Table 1. Alignment between Applebee’s narrative development stages and the forms of AI scaffolding used in *Tinker Tales*.

For SEL, we drew on CASEL’s framework, which conceptualizes social-emotional learning as comprising five interrelated competencies: *Self-awareness*, *Self-management*, *Social awareness*, *Relationship skills*, and *Responsible decision-making*. Because *Tinker Tales* centers on storytelling about fictional characters, we intentionally placed less emphasis on self-focused competencies (e.g., *Self-awareness* and *Self-management*). Instead, we focused on socially oriented competencies that naturally align with reasoning about characters within a story. During story elaboration, the agent scaffolds *Social awareness* by encouraging children to infer characters’ emotions and perspectives, thereby enriching the emotional depth of the narrative. During post-story activities, the agent extends this scaffolding to *Relationship skills* and *Responsible decision-making* by inviting children to reflect on characters’ interactions, consider alternative actions.

Competency	Description	Scaffolding
Self-awareness	Recognize one’s own emotions, thoughts, and values.	-
Self-management	Regulate one’s emotions, thoughts, and behaviors.	-
Social awareness	Take the perspective of and empathize with others.	Elaboration prompts to infer characters’ emotions and perspectives.
Relationship skills	Communicate and respond appropriately in social contexts.	Post-story prompts to reflect on characters’ interactions.
Responsible decision-making	Make constructive choices about social interactions.	Post-story prompts to suggest alternative actions and outcomes.

Table 2. Alignment between CASEL’s social-emotional learning competencies and the forms of AI scaffolding used in *Tinker Tales*.

These narrative and social-emotional targets were encoded into the AI’s prompts by specifying a scaffold type for each question during children’s iterative story development. For example, the agent is instructed to ask elaboration questions that elicit causal reasoning aligned with *Chain narratives*:

Ask a question that encourages the child to elaborate and refine the story’s narrative. Ground the question in the story created so far, and phrase it in a way that sparks the child’s imagination. Make sure to scaffold this question for the Chain narratives stage from Applebee’s narrative development model, which emphasizes the emergence

of causal connections. For example, the question may be framed along the lines of: "Why did [a character] do [an action]?" or "How did [an event] happen?"

3.2 System Overview

3.2.1 Physical Setup. Figure 2 shows the physical components of *Tinker Tales*, which consist of a game board, NFC-embedded toys, and a mobile device that mediates interaction with the conversational AI. The physical board is designed as a four-sided accordion-style layout organized into four narrative stages—Start, Journey, Climax, and End—providing a visible structure for story progression. Each stage includes designated spaces where children place pawns and tokens to indicate story elements (see Figure 4). The NFC-embedded toys include character pawns and circular tokens representing places, items, and emotions. Each toy contains an NFC chip pre-programmed with a structured text representation of its narrative role and value (e.g., Character: Bear, Place: Forest, Emotion: Happy)³. When a toy is scanned with the mobile device, the system reads this data to identify the selected story element.



Fig. 2. Physical setup of *Tinker Tales*. The system includes a storytelling board structured into four narrative stages, NFC-embedded character pawns and place, item, emotion tokens, and a mobile device that mediates voice interaction and NFC-based input. Each pawn and token is labeled on the reverse side with a corresponding word representing the story element.

3.2.2 Mobile Application. The mobile application serves as the central interface that connects children's tangible and voice interactions with the conversational AI system. Figure 3 presents screenshots of the mobile application. The app supports both child-facing storytelling activities and parent-facing review features. For children, the app provides a lightweight interface for playing co-creative storytelling sessions. After logging in, children begin a session by selecting *Let's Play*, at which point the app continuously listens for voice input and detects NFC scans from physical pawns and tokens. The screen remains visually simple during gameplay, primarily indicating listening status and scan events, while the AI communicates through voice output. This design allows children to focus on physical play and verbal expression rather than screen-based interaction. The app also includes a *My Stories* view, where completed stories are automatically saved and can be replayed through audio narration. In addition, the application provides a *Parent Mode* designed for caregivers. *Parent Mode* allows adults to review children's past storytelling sessions, including transcripts of child-AI interactions and AI-generated activity summaries. These summaries highlight aspects of narrative development and social-emotional engagement based on the scaffolding frameworks used by the system.

³**Character:** Rabbit, Bear, Bird, Frog, Lion; **Place:** Playground, River, Island, Forest, School, Cave, Hut; **Item:** Boat, Bag, Map, Hat, Honey, Key, Lantern; **Emotion:** Scared, Proud, Excited, Sad, Happy, Curious, Angry.

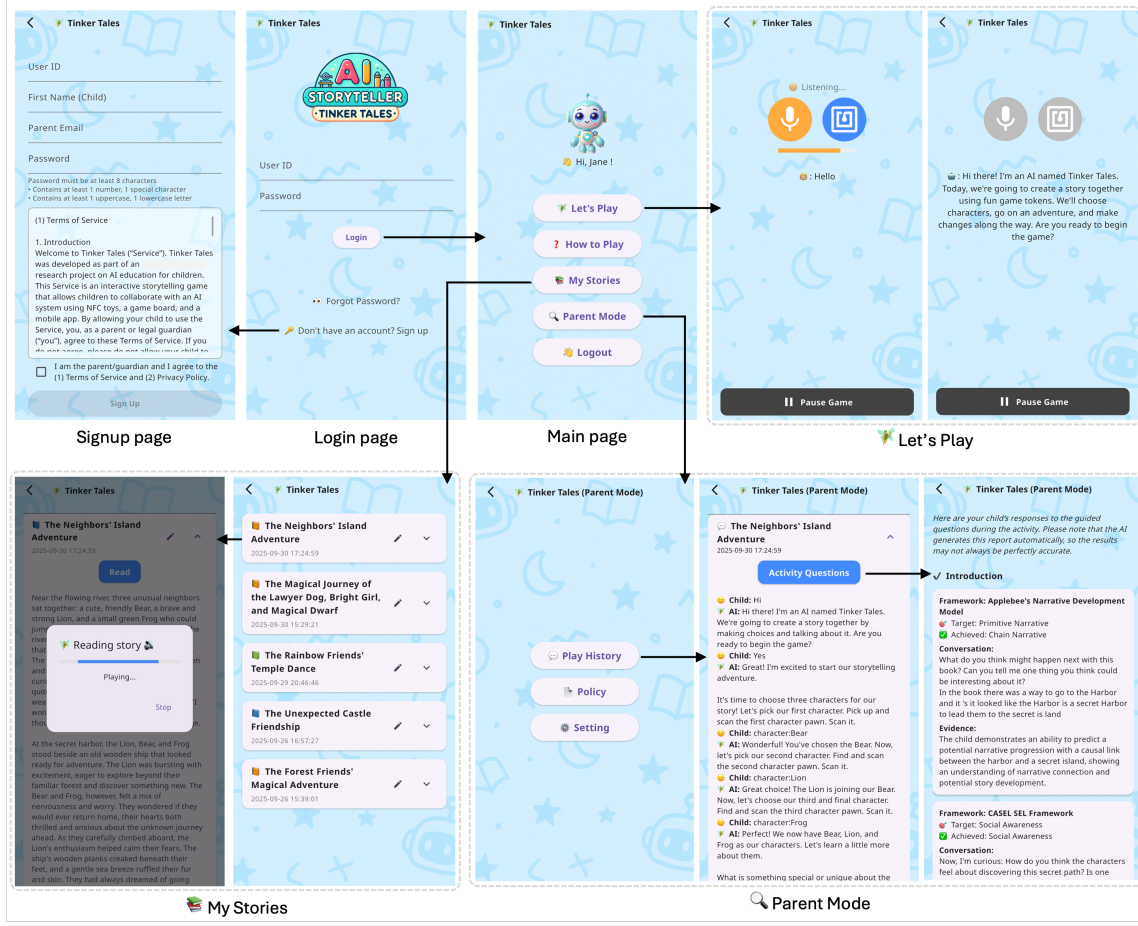


Fig. 3. Overview of the *Tinker Tales* mobile application. The app supports child-facing storytelling interaction, including voice- and NFC-based play and story replay, as well as parent-facing features for reviewing child-AI interaction histories and activity summaries.

Implementation. The mobile application was developed using Flutter and deployed on both Android and iOS platforms. The backend is implemented using a serverless cloud architecture on AWS, with *Amazon Cognito* handling user authentication, *AWS Lambda* orchestrating backend logic, including interaction workflows, and *Amazon DynamoDB* storing interaction logs. The conversational AI is accessed via *Amazon Bedrock*. To support engaging interaction for children, AI responses are converted into speech using a high-quality neural voice synthesis service⁴. This design choice was intended to provide lively and natural-sounding voice output, drawing on prior work showing that children attend to the expressive qualities of an agent’s voice, which can shape their engagement and participation during interaction [23]. All voice and NFC events are processed in real time. Children’s speech is transcribed using the native speech-to-text (STT) services provided by iOS and Android, while NFC inputs are also handled through their native NFC frameworks. The app employs timing-based speech input control to support clear turn-taking: speech input is treated as a single turn unless interrupted by a sustained pause of four seconds, at which point the system generates

⁴In our implementation, AI responses were converted into speech using the *nova* voice of the *gpt-4o-mini-tts* model provided by OpenAI [36]. Voice synthesis was guided by an instruction prompt encouraging the system to “*speak in a soft and lively voice suitable for young children.*”

an AI response. While the AI is speaking, both voice input and NFC scanning are temporarily disabled to prevent overlapping interaction and to maintain a coherent interaction flow.

3.2.3 Conversational AI Agent. The behavior of the AI is governed by a scripted prompting strategy that organizes interaction into a sequence of eight phases corresponding to the activity. These phases include: (1) Session opening, (2) Character selection, (3)–(6) Four narrative stages (Start, Journey, Climax, and End), (7) Post-story activity, and (8) Session closing. Each phase is implemented as a dedicated prompt that specifies a sequence of actions. Appendix A.1 provides representative prompts for key phases, including Session opening (Figure 10), Character selection (Figure 11), Start narrative stage (Figure 12), and Post-story activity (Figure 14). Progression between phases occurs only after all required actions within the current phase are completed, using an explicit transition marker (e.g., ##NEXT##).

Although each phase follows a structured sequence of actions, the agent allows for flexible progression and can adapt its responses within the interaction. At the system level, we allow the agent to engage in brief exchanges beyond the scripted prompts when the child initiates questions, comments, or side talk. As specified in the system prompt (Appendix Figure 9), the agent is instructed to follow the current phase script closely, while also being allowed to ask or answer unscripted questions when relevant. This design enables flexible, child-responsive conversation within a predictable interaction structure.

Within each narrative stage (3)–(6), the agent follows a consistent interaction loop to support children’s story creation. Children first select story elements by scanning NFC tokens corresponding to a place, an item, and an emotion. Based on these inputs, the agent generates a short story draft for the current stage. The agent then poses two follow-up questions to support further elaboration and refinement: one focused on narrative attribute and one focused on social-emotional reasoning, as introduced in Section 3.1.3. The agent then updates the story by incorporating the child’s inputs and presents the updated story through voice output. Through repeated iterations of this loop across stages, children produce a complete story with a coherent narrative structure.

Through this prompt-based conversational design, the AI balances flexibility and structure in its interaction with children, enabling child-led co-creation while providing reliable support. In our implementation, the conversational AI agent was implemented using the Claude [1] Haiku 4.5 model accessed via *Amazon Bedrock*.

3.2.4 Summary of the Interaction Flow. Figure 4 summarizes the interaction flow of *Tinker Tales* as a recurring co-creative loop that integrates tangible and voice interaction.




Fig. 4. Interaction flow of *Tinker Tales*, showing a recurring co-creative loop in which children shape the story through tangible manipulation and voice interaction, while a mobile app mediates the child-AI communication.

Children shape the story by placing, moving, and scanning physical story elements on the board and by providing spoken input, while the mobile app mediates NFC sensing and voice interaction without becoming a primary visual focus. Across narrative stages, the conversational AI generates story drafts based on children’s inputs, poses scaffolded follow-up questions to support story development, and incorporates children’s ideas into the evolving story. Together, the physical board anchors the story structure, voice interaction enables expressive, low-barrier input, and the conversational AI balances structured activity with children’s agency.

4 User Study

4.1 Selection and Participation of Children

Ten early elementary-aged children (ages 6–8, $M = 7.5$; 5 girls, 5 boys) participated in this study. Participants were required to have spoken English proficiency, as the system currently supports English-language interaction. They were recruited through online flyers distributed by a local community organization in the United States. No prior experience with storytelling activities or digital technologies was required. Caregivers were informed during recruitment that participation required access to a mobile device capable of running the study application. Access to the application was provided through caregiver-created accounts using caregiver email addresses, in accordance with child data protection requirements. The study protocol was reviewed and approved by the university’s Institutional Review Board (IRB).

Study materials, including the game board and NFC-embedded toys, were provided to families for home use. Caregivers were instructed to have their child complete the co-creative storytelling session twice over a two-week study period. Each session typically lasted approximately 30 minutes. Children did not receive monetary compensation but were allowed to keep the board and toys after the study concluded as a small token of appreciation.

Prior to participation, caregivers were also provided with pre-study training materials outlining their supervision role, potential risks associated with AI responses (e.g., biased or unexpected content), and procedures for pausing sessions or reporting concerns. The training emphasized active supervision and procedures for responding to potential concerns. It was intended to support safe and age-appropriate child–AI interaction during home use. Caregivers were also informed about the purpose of the study and may request a summary of the research findings upon completion.

During the study, we collected text-based interaction logs derived from speech-to-text (STT) processing of child–AI dialogue, system interaction logs, and the stories created during the sessions. To protect participants’ privacy, no raw audio recordings were stored or retained, and speech input was processed in real time for interaction purposes only. Basic demographic and contact information (e.g., child’s age, gender, and parent contact details) were collected for consent and study coordination purposes, but were stored separately from the research data and not included in the analysis. All research data were anonymized prior to analysis, securely stored, and used solely for research purposes.

4.2 Study Design

We conducted a home-based, within-subject study to explore children’s experiences with *Tinker Tales*, with attention to how narrative development and social-emotional learning (SEL) scaffolding were taken up during play.

Conditions and counterbalancing. To examine how children engaged with different forms of scaffolding during co-creative storytelling with an AI agent, we designed two conditions that differed only in the form of elaboration questions posed by the agent, with each condition implemented as a separate session. In the *Structured* condition, the agent posed elaboration questions aligned with a narrative development model and a SEL framework. The *Generic* condition, by comparison, employed general elaboration questions that invited children to add ideas without targeted guidance

(e.g., “Would you like to add something to the story?”). As summarized in Table 3, each narrative stage in the *Structured* condition included one narrative scaffold (*Primitive* or *Chain*) and one SEL scaffold (*Social awareness*), whereas the *Generic* condition used a general elaboration question at each stage. Across conditions, the overall conversation design was identical, with only the type of elaboration questions differing. The order of conditions was counterbalanced across participants to mitigate ordering and novelty effects, such that half of the children experienced the *Structured* condition first and the other half began with *Generic* condition, with conditions switching across sessions. Our aim was not to compare conditions, but to examine how different elaboration question types shaped children’s story development. Each condition was implemented in a separate session to minimize immediate carryover effects. Across the two sessions, the study design included a fixed number of elaboration questions. In total, these comprised 2 *Primitive narratives* questions, 2 *Chain narratives* questions, 4 *Social awareness* questions, and 4 general elaboration questions.

	Start	Journey	Climax	End	Post-story activity
Structured	Primitive narratives: 1 Social awareness: 1	Chain narratives: 1 Social awareness: 1	Primitive narratives: 1 Social awareness: 1	Chain narratives: 1 Social awareness: 1	True narratives: 2 Relationship skills: 1 Responsible decision-making: 1
Generic	General elaboration: 1	General elaboration: 1	General elaboration: 1	General elaboration: 1	True narratives: 2 Relationship skills: 1 Responsible decision-making: 1

Table 3. Overview of scaffolding components applied across the activity phases by condition, including narrative stages and post-story activity. The two conditions differ in the type of elaboration questions posed during the narrative stages to support story development.

Practice sessions. Before the study, caregivers received an onboarding guide for supervision, which included instructions for having their child complete a short in-app practice prior to the storytelling activities. This practice session was designed to familiarize children with both NFC scanning and speech-based interaction, and to help establish a comparable level of familiarity with the system prior to the study sessions. During this practice, the AI agent followed a step-by-step script (Appendix Figure 8) in which the child selected a story element, scanned it with the device, and verbally described the selection, repeating this scan-and-describe routine across elements.

4.3 Data sources and materials

To capture interaction patterns during co-creative storytelling, we logged turn-by-turn dialogue between the child and the AI as transcribed text. Children’s spoken input during each session was transcribed in real time, resulting in child–AI interaction transcripts that served as the primary data source for our analysis (see Section 4.4). In addition, we administered a short AI literacy questionnaire to children before the study to characterize children’s baseline understanding of AI. Following prior work on AI literacy [31], the questionnaire covered five core dimensions: (1) What AI is, (2) What AI can do, (3) How AI works, (4) How AI should be used, and (5) How people perceive AI. These dimensions were adapted into a child-friendly questionnaire appropriate for the study context. The full questionnaire and response distributions from all participants (N=10) are provided in Appendix A.2 and are used to contextualize our qualitative observations in Section 4.5.1. We also administered an optional brief post-study survey to capture children’s subjective experiences with the system; four children completed this survey (N=6). The survey items are provided in Appendix A.3, and the results are reported in Section 4.5.6.

4.4 Analytic procedure

We analyzed child–AI interaction transcripts using an iterative, inductive qualitative coding approach to examine how child–AI collaboration unfolded. Our analysis focused on interaction patterns, with particular attention to how

children contributed to and refined narrative ideas, how the AI responded, and how stories were jointly constructed over multiple turns.

Unit of Analysis. We analyzed the data at two complementary levels: *Turn-level*, coding individual child and AI utterances, and *Stage-level*, corresponding to each narrative stage (Start, Journey, Climax, and End). We excluded other activity phases (e.g., Character selection and Post-story activity) from the coding, as our analysis focused on interaction patterns during further story elaboration and refinement. Broader observations on children’s engagement across the overall activity flow, including other phases, are presented in Section 4.5.2.

Coding procedure. We began with open coding on a subset of sessions across both conditions (*Structured* and *Generic*), identifying recurring patterns in child–AI interaction that supported iterative story development. Our coding focused on moments of story development across turns, capturing (1) the type of question posed by the AI agent, (2) the narrative content contributed by the child in response, and (3) whether and how that contribution was taken up in subsequent story updates. Through iterative discussion within the research team, these codes were refined into a shared coding scheme capturing:

- (1) *Agent question framing*, distinguishing educationally scaffolded elaboration questions, either narrative or social-emotional, from generic elaboration questions.
- (2) *Narrative functions of child input*, focusing on how children attempted to advance the story through the introduction of new events, causal reasoning, and the attribution of emotional states to characters.
- (3) *Uptake of child contributions*, defined as whether and how children’s inputs were incorporated into subsequent story updates at each stage, thereby shaping the evolving storyline.

After finalizing the scheme, the first author applied the codes to all sessions. The authors then validated the coding through discussion. Table 4 summarizes the resulting coding scheme and provides representative examples for each coding label. Because children’s responses could serve multiple narrative functions within a single utterance (e.g., providing a causal explanation by introducing a new event.), child inputs were allowed to receive multiple narrative function labels when applicable. We use this scheme primarily to support the analyses in Section 4.5.3 and Section 4.5.4.

Scheme	Example	Label
Agent question framing	"What else do you think they might do at the river?"	Primitive narratives
	"Why do you think they decided to follow the Map?"	Chain narratives
	"How do they feel about each other right now?"	Social awareness
	"Would you like to add something to the story?"	Open invitation
Narrative functions of child input	"They see a turtle, and the turtle becomes a pet for them."	Add event
	"To find treasure."	Add causality
	"Excited, but a little nervous, like the first day of making new friends."	Elaborate emotion
	"Nothing.", "I don't know.", "Same."	None
Uptake of child contributions	Reflect all key changes introduced by the child; see Figure 6 and Figure 7.	Full uptake
	Reflect only a subset of changes introduced by the child; see Appendix Figure 19.	Partial uptake
	Does not reflect any changes introduced by the child; not observed.	No uptake

Table 4. Summary of the coding scheme used in our analysis, including agent question framing, narrative functions of child input, and uptake of child contributions. Example utterances are excerpted from our interaction logs.

In addition, we attended to interactional breakdowns and repairs that informed our analytic interpretation but were not captured by the coding scheme. These moments were considered part of the interactional dynamics of child–AI collaboration. We examine these moments qualitatively in Section 4.5.5 to show how collaboration was sustained

under real-world, home-based conditions and how interactional continuity was maintained through children’s active interventions and the AI agent’s responsive guidance.

4.5 Observations

Descriptive Interaction Statistics. To provide context for the qualitative observations that follow, we first summarize high-level characteristics of the interaction data. Table 5 reports session-level statistics, including session length, number of turns, and average turn length for children and the AI. Across sessions, interactions typically spanned about 30 minutes and involved around 50 turns of child–AI exchange. On average, children produced shorter utterances than the AI, with roughly 15 words per turn for children and around 30 words per turn for the AI.

Session Length	Total Turns	Turn Length (words)	
32.3 min (\pm 6.2; 21.7–39.3)	53.3 (\pm 8.7); 43–69	Child	AI
		14.9 (\pm 5.0); 8.4–20.5	31.9 (\pm 3.4); 27.4–37.6

Table 5. Descriptive statistics of child–AI interaction across all storytelling sessions. Session length and number of turns are reported per session. Turn length reflects the average number of words per utterance for children and the AI.

4.5.1 Children’s AI Literacy as Context. To contextualize children’s interpretations of the AI agent, we administered a short AI literacy questionnaire at the first app login, before the storytelling sessions. Appendix Figure 16 summarizes the distribution of responses across all items ($N=10$). Overall, children entered the study primarily framing AI as something they can talk to—often described in social terms (e.g., a friend or robot)—and expecting it to answer questions and generate stories, even as their understanding of how it works remained mixed.

When asked what AI is, children most often described it as a *computer* (40%), but many also framed AI in relational terms such as a *friend* (30%) or a *robot* (30%). Consistent with this framing, children were more likely to identify conversational technologies as using AI (e.g., a phone that talks to you: 60%; a smart speaker: 50%) than less visible AI applications such as recommendation systems (30%) or game characters (10%). Children’s expectations of AI’s capabilities further emphasized communication and creativity. Nearly all believed that AI can *answer questions* (100%) and *make a fun story* (90%), and many also expected AI to *help with homework* (90%). In contrast, fewer children attributed emotional capacities to AI, such as *feeling happy or sad* (40%) or *loving people like family* (40%). When asked what they would want from their own AI, children most frequently selected practical assistance, such as *cleaning their room* (60%), suggesting an instrumental view of AI alongside its creative role.

Children’s mental models of how AI works were mixed. Some endorsed a computational explanation (e.g., “changes words into numbers”: 20%), while others anthropomorphized AI (e.g., “it listens like a person”: 30%) or expressed uncertainty (“I don’t know”: 30%). Similarly, half of the children believed that AI *creates stories by itself* (50%), with fewer attributing AI’s knowledge to *learning from books* (20%) or *searching on a computer* (20%). Despite this uncertainty about underlying mechanisms, children demonstrated emerging normative awareness around responsible AI use. Most agreed that AI should *be fair to everyone* (60%) and selected safety-related cautions such as *not believing everything AI says* (60%), *not letting it be mean* (60%), and *not telling secrets* (50%). When considering how AI errors should be handled, children indicated that *people should fix it* (70%), rather than *leaving correction solely to the AI* (30%).

4.5.2 Children’s Initiative and Narrative Control. Within *Tinker Tales*, children exercised narrative control at multiple levels: (1) proposing an initial story idea, (2) selecting and defining the main characters, (3) choosing a place, item, and emotion to ground each narrative stage, and (4) elaborating and refining the unfolding story. Collectively, these

decisions created repeated points of control that enabled children to steer the narrative, resulting in an authoring experience in which children carried their own story through to the final outcome.

Children often expressed an initial story idea or theme during the session opening, and in some cases this early ideation served as an organizing thread for the full activity. For example, one child (P1) proposed “*a big monster with big eyes, long feet, and lots of arms*” and specified an ending: “*somebody kicks the monster and the monster dies.*” This premise carried through the story as the rabbit, bear, and lion moved across locations and ultimately fought and defeated the monster. In another session, a child (P4) introduced a magic-themed destination, describing “*candy land*” as a place with “*magical powers*” and “*a lot of candy to eat,*” and framing the story as a “*best friends*” adventure involving traveling to *candy land* together. The story likewise unfolded around this premise as the characters began by a river, took a boat toward *candy land*, and continued the adventure. However, early ideation did not always shape the story. Some children began with underspecified intents (e.g., “*a funny one,*” “*very fun story*”), expressed uncertainty (e.g., “*I don’t know*”), or introduced an initial idea that did not carry through subsequent story updates. Overall, children varied in how much they engaged with early ideation and whether they carried it through later control points.

Children also established early ownership over *who* the story is about through character selection and definition. Across sessions, children consistently engaged in selecting the main characters and describing their traits and relationships. We did not observe refusals during character description. For instance, in one session, a child (P8) selected Frog, Bird, and Bear and described them in their own words: Frog “*loves jumping and digging in the sand*”; Bird “*fell down*” and “*could not fly anymore*”; and Bear “*got lost.*” The child also framed the trio as “*friends.*” The agent then carried these descriptions forward by weaving them into subsequent story drafts (e.g., treating Bird as a character who “*could not fly anymore*” and portraying Bear as someone who *could get lost*, while depicting them as *supportive friends*).

Furthermore, story element choices served as repeated control points over *where* and *how* the story progressed. The board structure distributed narrative control across the four narrative stages by requiring children to commit to three concrete story elements—place, item, and emotion—at each stage. These choices shaped the draft for each stage, which children then elaborated and refined through follow-up dialogue (e.g., adding events, causal links, or character perspectives). We examine these dynamics in Sections 4.5.3 and 4.5.4.

Finally, post-story activities allowed children to revisit the completed story and reflect on their interpretations. For example, when asked a social-emotional reflection question about how the characters should have responded to a shark attack, one child (P5) said they should “*work together and defend them*”, reframing the moment through a relationship-centered lens. While earlier scaffolded questions may also shape engagement in post-story activities, we do not compare scaffolding conditions here due to the study’s exploratory nature and small sample size.

4.5.3 Effects of AI Scaffolding on Narrative Construction. Drawing on our coding scheme (Table 4), we first examine how children’s utterances functioned narratively across different scaffold types aligned with the narrative development model (i.e., *Primitive* and *Chain narratives*), and whether and how these contributions were taken up in subsequent story updates. Across sessions, educationally scaffolded questions elicited more consistent narrative advancement than general questions. These questions influenced not only whether children engaged in further story elaboration, but also how their ideas were structured into coherent narrative forms.

As illustrated in Figure 5, when the AI agent posed *Primitive narratives* scaffolded questions, children contributed ideas in 90% of responses (Add Event); for *Chain narratives* scaffolded questions, they did so in 100% of responses (Add Causality: 67%; Add Event and Causality: 33%). In contrast, with general elaboration questions, children contributed narrative ideas in only 37% (Add Event:25%; Elaborate Emotion:12%) of responses, with the remaining cases involving

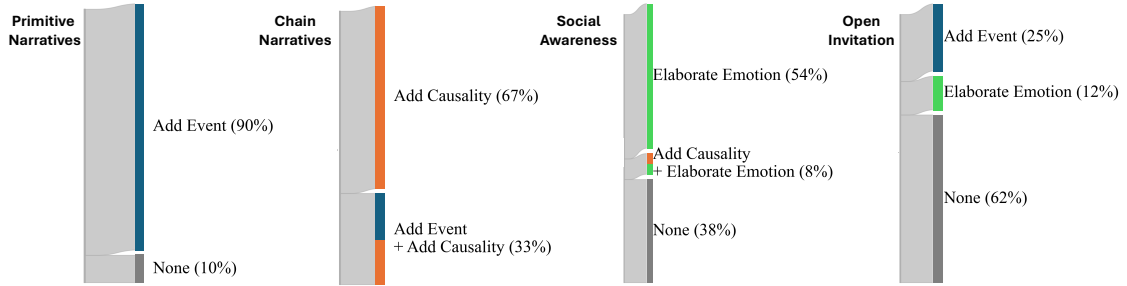


Fig. 5. Distribution of children's narrative contributions in response to different agent question types. For each question framing (Primitive narratives, Chain narratives, Social awareness, Open invitation), the figure shows the proportion of child responses categorized by narrative function according to our coding scheme (Table 4).

no contribution. Responses varied widely across children: some used the general questions to elaborate the story throughout the activity, whereas others responded primarily with brief refusals (e.g., “No,” “I’m good,” “The story is perfect.”).

STORY (DRAFT)

The boat carried the three friends to a dark cave by the riverbank. They grabbed the lantern and stepped inside to explore. The cave was big and mysterious, and all three friends felt scared. Suddenly, they heard a loud noise echo through the cave! The brave Lion held up the lantern to see what it was. Behind a pile of rocks, they found a huge sleeping dragon! The Bear, Rabbit, and Lion froze in fear. Their hearts beat fast as the dragon began to wake up. Would they be able to escape, or would they have to face the dragon? The three friends looked at each other, scared but ready to be brave together.

...

AI: Can you tell me what else you think they might do when they see the dragon?

Child: Rabbit will scream and the dragon will wake up.

AI: Interesting! So the Rabbit will scream and that wakes up the dragon. Good idea! Now I have another question for you. How do you think each of them feels about the dragon? Does one of them feel different from the others?

Child: The rabbit feels scared and the lion is frightened, and the bear wants to be friends with a dragon.

...

STORY (UPDATED)

The boat carried the three friends to a dark cave by the riverbank. They grabbed the lantern and stepped inside to explore. The cave was big and mysterious, and all three friends felt scared. Suddenly, they heard a loud noise echo through the cave! The brave Lion held up the lantern to see what it was. Behind a pile of rocks, they found a huge sleeping dragon! **The Rabbit screamed loudly, which woke up the dragon. The light from the lantern frightened the Lion, making him jump back. But the kind Bear was not scared—he felt brave and wanted to be friends with the dragon! The Bear stepped forward slowly and spoke in a gentle voice. Even though the Rabbit and Lion were frightened, the Bear’s courage gave them hope.**

Fig. 6. Excerpt from a Climax-stage interaction (P3, *Structured*) after selecting Cave (Place), Lantern (Item) and Scared (Emotion). Highlighted text in the updated story marks changes introduced by the child and taken up by the agent.

Scaffolding type also shaped the narrative form of children's contributions. When children responded to *Primitive narrative* scaffolds, all contributions took the form of adding new events, advancing what happened in the story. For example, as shown in Figure 6, when the agent asked what else might happen upon encountering the dragon, the child introduced a new event “Rabbit will scream and the dragon will wake up.” which the agent incorporated into the updated story as a scene. In contrast, responses to *Chain narrative* scaffolds more often centered on causal reasoning, sometimes

through the introduction of new events that instantiated those causal links. In our data, 67% of responses to *Chain narrative* questions consisted solely of explicit causal explanations, while the remaining 33% combined causal reasoning with the introduction of a new event. For instance, when asked why the characters decided to travel by boat, one child explained their motivation “*Because they want to see another land to see what it looks like*” directly linking action to intent (Figure 7). In another example (Appendix Figure 18), when asked, “*Could there be another reason why the Hat is magical?*”, a child responded, “*It can disappear. They used the hat to disappear,*” introducing a concrete event (the characters’ disappearance) that instantiated the causal relation.

On the other hand, when the AI agent posed a general elaboration question, children’s responses were notably more variable. This variability was driven by child-level differences rather than turn-level fluctuation: children who engaged with general questions tended to do so consistently across a session, whereas others rarely responded. When children did engage with general elaboration questions, their responses most often involved adding new events. For example, one child introduced extensive new fantasy elements: “*There were magical people, fairies and magical trees. When they eat magical candies, they get magical rings.*” (P4, *Generic*).

When children offered input, the AI typically made their contributions visible through uptake in the story update: the AI agent showed *full uptake* in 90% of cases and *partial uptake* in 10%, with no instances of *no uptake*. Partial uptake primarily occurred when children introduced multiple details and the updated story reflected only a subset.

STORY (DRAFT)

The Lion, the Bear, and the Frog escaped from the dark cave and found themselves at a river. They were curious about what lay beyond it. The Lion spotted a boat tied to the shore and pointed at it excitedly. “Look! A boat!” said the Lion. The Bear and the Lion rushed over, feeling curious and eager to explore. The Frog followed slowly, still feeling lazy and sleepy. They all climbed into the boat together and began to row across the river. The water sparkled in the sunlight as they paddled. They wondered what adventures were waiting for them on the other side. The mysterious river seemed to lead them toward something new and exciting.

...

AI: Now, I have a question for you. Why do you think they decided to get in the boat? Could there be another reason besides just wanting to explore?

Child: Because they want to see another land to see what it looks like.

AI: That’s a great reason! They want to see what another land looks like. Now, how do you think the characters feel different from each other on the boat? Does one of them feel more curious than the others?

Child: The bear and the lion was really excited and curious, and the Frog was keep lazy, not excited and sleepy.

...

STORY (UPDATED)

The Lion, the Bear, and the Frog escaped from the dark cave and found themselves at a river. The Lion spotted a boat tied to the shore and got really excited. “Look! A boat! Maybe it will take us to another land!” said the Lion. The Bear was also very curious and excited to see what the other land looked like. They both rushed to the boat and climbed in eagerly. The Frog followed very slowly, still feeling lazy and sleepy. He didn’t care much about the adventure—he just wanted to rest. The Lion and the Bear rowed the boat across the sparkling river, talking excitedly about what they might find. The Frog sat in the corner, yawning and barely staying awake. As they paddled across the water, the Lion and Bear wondered what amazing things were waiting for them on the other side, while the Frog just wanted a place to nap.

Fig. 7. Excerpt from a Journey-stage interaction (P4, *Structured*) after selecting River (Place), Boat (Item) and Curious (Emotion). Highlighted text in the updated story marks changes introduced by the child and taken up by the agent.

4.5.4 Social-emotional Reasoning About Characters and Relationships. Scaffolded questions also supported children in developing the story by incorporating characters’ emotional states and relationships into the narrative. These scaffolds were informed by the *Social awareness* component of the social–emotional learning framework, which emphasizes

recognizing others' emotions, perspectives, and relational stances. As shown in Figure 5, children provided an input in 62% of responses to *Social awareness* scaffolded questions (Elaborate Emotion: 54%; Add Causality and Elaborate Emotion: 8%); in the remaining cases, they most often gave brief refusals (e.g., “no”, “nothing”).

As illustrated in Figure 6, when asked whether one character might feel differently from the others upon encountering the dragon, the child articulated differentiated emotional states across characters: “*The rabbit feels scared and the lion is frightened, but the bear wants to be friends with a dragon.*” This contribution introduced contrasting stances toward the same event, which then shaped how the scene unfolded in the updated story. A similar pattern appeared in other scaffolded interactions. In Figure 7, when the agent asked the child to consider characters' emotions during the boat journey, the child differentiated characters' states within a shared situation “*The bear and the lion was really excited and curious, and the frog was keep lazy, not excited and sleepy*” which was reflected in the updated narrative through contrasting participation and behavior.

With general elaboration questions, children sometimes introduced emotional states on their own—“*The lion and the rabbit were tired.*” (P4, *Generic*); however, this occurred in only 12% of responses. These patterns suggest that *Social awareness* scaffolded questions supported children in more consistently articulating characters' emotional perspectives, thereby enriching the emotional structure of the narrative.

4.5.5 Breakdowns, Repair, and Interactional Dynamics. Across sessions, interactional breakdowns occasionally emerged, due to background household noise, speech-to-text (STT) errors, child responses interrupted by system turn-taking, NFC scanning mistakes, or momentary misalignment between children's intentions and the AI agent's interpretation. However, such moments did not terminate or stall the activity. Instead, they were resolved through lightweight repair sequences that allowed children to reassert meaning. Below, we describe how these breakdowns were repaired through child–AI interaction and how interactional continuity was maintained.

Background noise in home environments contributed to interactional breakdowns, particularly when children's speech was masked by unrelated household conversation. In such cases, the AI agent typically responded with clarification rather than moving the interaction forward. For example, when asked *why the characters heard a loud noise in the bushes*, a child's response was dominated by unrelated background conversation in the home (P1). The agent then rephrased the question and asked again, “*I'm not sure what you mean. Let me ask again: Why do you think they heard that loud noise in the bushes?*”. Such noise-related breakdowns were not evenly distributed across sessions, but instead occurred frequently in a small subset (two sessions in our data).

When breakdowns stemmed from STT errors rather than noise, children often took an active role in repairing misunderstandings. For instance, during the character selection phase, one child (P5) attempted to describe the Lion character, but the utterance was nonsensically transcribed as “*It a lying.*” which the AI agent tentatively interpreted as “*Lion is a liar?*” The child immediately corrected the error “*No, Lion is friendly and funny... not a liar.*” In another session, when the agent asked what would happen next in the cave, the child's response was transcribed as “*soda*” (P4). The agent initially incorporated this interpretation “*So there's soda in the cave! What do they do with the soda?*”, after which the child corrected it “*I didn't say soda*”, leading the AI agent to re-ask the question. Rather than disrupting interaction, these STT-related errors became part of the conversational process, creating moments in which children asserted interpretive authority and clarified intended meaning.

Breakdowns also arose when children's utterances were interrupted by system turn-taking. In these moments, the AI agent treated partially captured responses as openings for continuation rather than progressing immediately. For instance, when a child's response was captured as “*scared and*” to describe a lion character (P1), the agent immediately

followed up with “*Scared and.. what? Tell me more about Lion*”. Similarly, when a child (P4) began explaining character relationships with “*first the bird*,” the agent encouraged elaboration “*Yes, go on! What about the Bird?*”, enabling the child to complete the intended idea. These sequences show how partially captured child responses were not left unresolved, but instead became sites of interactional repair through which children completed and refined their contributions.

NFC tagging errors were another common source of interactional breakdown. When children scanned an incorrect token or responded with off-task speech instead of scanning, the AI agent consistently relied on its prompting structure to guide repair. For example, when a child (P2) scanned an item token instead of a place token, the agent reiterated the expected action “*I need you to scan a yellow place token first*” until the correct token was provided. Similarly, when children responded verbally instead of scanning the token, the agent redirected the interaction back to the required action. For instance, when the agent prompted the child (P1) to scan an emotion token and the child instead responded verbally “*happy*”, the agent restated: “*You need to scan the correct NFC toy to choose. Pick up and scan a red emotion token and place it on the red circle.*” These sequences illustrate how procedural breakdowns were handled through redirection, allowing the activity to proceed without interruption.

Children also intervened directly in the interaction flow after it had already progressed, particularly when the system’s output or progression did not align with their intentions. In one session, after the story advanced to a later narrative stage, the AI agent referred to a character in a way that conflicted with the child’s intended characterization from an earlier turn. The child (P2) corrected the AI agent by stating, “*It was not a kid turtle. It was a baby turtle*”, which led the agent to restore the child’s intended representation. In another instance, a child (P4) explicitly requested to undo an accidental input “*Can I change the yellow token to another one? Because I scanned it accidentally*” and the AI agent accommodated this request by allowing the child to rescan a different token. These moments highlight children’s active role in monitoring not only narrative content but also interaction state over time, intervening when needed to realign the system’s behavior with their intentions.

Together, these observations suggest that interactional breakdowns were a common feature of children’s engagement with the system in home settings, shaped by both technical and situational factors. Rather than interrupting collaboration, these moments became sites where children actively intervened to clarify meaning and guide the interaction forward. We did not systematically correct transcripts for such breakdowns; instead, we treated them as situated interactional phenomena rather than as noise to be removed.

4.5.6 Children’s Post-Study Reflections. To complement the interaction-based observations, we also considered responses from a brief optional post-study survey (Appendix A.3). These responses are reported descriptively given the small number of respondents (N=6). All six children reported high enjoyment of making stories with the AI, with four rating the experience as 5 and two rating it as 4 on a 5-point scale (M=4.67). When asked whether it felt easier to talk to the AI compared to the first session, three children reported that it was *much easier*, two reported that it was *a little easier*, and one reported that it felt *about the same*. When asked what they learned from *Tinker Tales*, all six children selected *making fun stories*, and five selected *thinking of new ideas*. In contrast, only two child selected *talking with the AI friend*, and one selected *understanding what the AI friend does*. Children’s responses also reflected how they perceived the AI agent’s role in the activity: three children described the AI as feeling like a *friend*, two as a *helper or tool*, and one as a *teacher*. Open-ended responses further showed a sense of shared activity, with children commenting, for example, “*I enjoyed building the story together.*” and “*It was fun talking to Tinker Tales and making a story with Tinker Tales.*” Others emphasized their own authorship more directly (e.g., “*I can make stories.*”, “*I made fun stories.*”). Taken together, these

responses suggest that children primarily framed their experience as collaboratively making and developing stories while retaining a sense of agency over the outcome, rather than as learning how the AI works or being instructed by it.

5 Discussion

Our findings suggest that young children can engage with an AI as a co-creative partner in developing an evolving story, jointly shaping the outcome while retaining narrative agency throughout the interaction. In *Tinker Tales*, children iteratively advanced their own narrative intentions, while the AI primarily influenced *how* ideas were organized and extended rather than *what* story was told. In the following section, we interpret these patterns in relation to our research questions, derive design implications for child–AI co-creative systems, and discuss limitations and future directions.

5.1 RQ1: Educational scaffolding supported narrative elaboration while preserving children’s agency

Our observations suggest that children treated the story as something they could actively *refine* in progress, using the AI’s story outputs as material to work with rather than as a finished product to accept. After seeing how their story element choices shaped an initial draft, children layered their own narrative ideas onto the story to better reflect their intentions. This process resembles adult co-writing with AI [35, 51], while also drawing on practices from adult–child storytelling [39, 43], offering children an experiential understanding of how to communicate with an AI and shape a shared outcome while maintaining narrative control. Children’s post-study survey provides additional context: almost all children reported learning to *make fun stories* and *think of new ideas* through *Tinker Tales*, suggesting that they viewed the activity as involving active idea development in shaping the story.

In this process, scaffolding played a critical role by serving as an entry point into story refinement. General elaboration questions did not consistently engage children in developing the story; in many cases, children accepted the existing narrative as complete. Entirely open-ended questions can be difficult for younger children to operationalize, and engagement is highly sensitive to question framing [12, 55]. By contrast, pedagogically grounded questions oriented children toward specific aspects of the narrative—such as unfolding events or characters’ emotional states—encouraging elaboration without prescribing its direction. This form of scaffolding reduced the cognitive burden of deciding *how* to refine ideas, helping children stay engaged in the ongoing co-creative storytelling flow. Importantly, although these questions guided attention, they did not constrain narrative outcomes: children retained control over whether to make changes, what aspects to build on, and how to elaborate their ideas. Across sessions, children variously introduced new events, added causal links, adjusted emotional dynamics, or chose not to make changes at all, suggesting that scaffolding shaped the *process* of story development rather than its content [5, 54].

In addition, grounding scaffolding in educational frameworks such as narrative development and social–emotional learning provided a developmentally aligned and safe way to support younger children’s participation, guiding interaction in predictable, pedagogically grounded ways [28, 39]. At the same time, our findings suggest that different forms of grounding may elicit different types of child contributions, shaping the structure of interaction during story development. This opens up opportunities for future work to explore how alternative educational framings might intentionally steer co-creative processes in distinct ways.

5.2 RQ2: Children perceived the AI as a responsive collaborator

Our observations suggest that children oriented to the AI agent not as a one-way guide, but as a responsive collaborator—one that listened and adapted to their input in ways that felt consequential. This perception was grounded in two aspects of the interaction: (1) children’s ideas accumulated into an evolving story over time, and (2) the agent

handled in-the-moment interactional breakdowns through repair, helping children redirect or re-align the interaction when needed. Children’s post-study survey responses provide additional interpretive context, with the *Tinker Tales* experience often framed as an activity done *together*.

First, children experienced responsiveness through the cumulative structure of the activity. Because choices made at earlier moments—such as character definitions or previously constructed narrative elements—were consistently taken up in later story segments, children could observe a direct and sustained link between their input and the AI agent’s output. This carryover across narrative stages allowed children to treat the AI as something that responded to their ongoing involvement, rather than as a sequence of isolated exchanges. In this sense, responsiveness was not only enacted turn-by-turn, but also emerged through the persistence of meaningful interaction over time. More broadly, this suggests that responsiveness can be designed at the level of activity flow: carrying children’s decisions forward across stages helps sustain their sense that the agent is listening and responding.

Second, children experienced responsiveness through interaction repair during the activity. This responsive orientation toward the AI was closely tied to how the agent responded to children’s interventions [11, 40]. When children stepped in to adjust the interaction, the agent responded promptly and appropriately by accommodating requests or re-aligning the interaction. The agent also tolerated brief side talk or off-task contributions, responding at an appropriate level before guiding the interaction back to the activity. Such flexible and responsive interaction supported children in treating the AI as a partner that listened and adapted to their input. More broadly, these observations highlight the role of conversational design choices in shaping an AI agent’s interactional stance. Because conversational agents are inherently flexible and underspecified, how an agent’s participation in dialogue is framed and constrained can meaningfully shape how users engage with and relate to the system [38]. Our findings suggest that such a balance may be an important consideration for designing child–AI interactions that support interactional adjustment, agency, and collaborative engagement.

5.3 RQ3: Design insights for child–AI co-creative systems

Drawing on our observations of how children engaged in co-creative activities with the AI in *Tinker Tales*, we highlight five design considerations for supporting child–AI collaboration.

5.3.1 Externalize the current phase in the shared process. Young children may benefit when the shared process is made visible, especially which part they are working on right now. Physical layouts can externalize the activity structure, so moving between layouts becomes a tangible cue for “where we are” and “what comes next.”

5.3.2 Make children’s contributions consequential in the shared outcome. Co-creative systems can be designed so that children’s contributions shape the outcome in ways that feel consequential. When children can see their inputs taken up repeatedly across updates, collaboration can feel like ongoing joint construction rather than transient turn-taking.

5.3.3 Treat AI prompting as interaction design, not just activity instruction. AI prompt design can be understood as interaction design rather than mere procedural instruction. Prompt framing sets expectations for responsiveness and participation, shaping how children orient to the AI as a conversational partner.

5.3.4 Use pedagogically grounded scaffolding as entry points for contribution. For young children, fully open-ended invitations to contribute can be difficult to operationalize in the moment. Scaffolding can support participation by offering concrete entry points—guiding how to engage while preserving children’s control over content and direction.

Grounding scaffolding in pedagogical frameworks can also keep AI responses developmentally appropriate and shape different co-creative dynamics.

5.3.5 Balance structure and flexibility, including repair and redirection. Structured activity flows can provide predictability and help young children sustain engagement over extended interactions. At the same time, co-creative systems can accommodate lightweight repair and redirection as natural parts of collaboration, staying responsive to children's initiatives, deviations, and side talk without breaking the overall flow.

5.4 Limitations

This study is exploratory and has several limitations. First, the number of participants was small ($N=10$), which limits the range of experiences represented in the data and limits the extent to which the findings can be generalized beyond the study context. Our findings should therefore be interpreted as qualitative insights into interactional patterns rather than as broad claims. Second, sessions were conducted in children's homes, and we did not collect audio or video recordings to protect participants' privacy. While interaction logs and transcripts capture verbal inputs and system responses, they do not include nonverbal behavior, physical arrangement that may have shaped how interactions unfolded. Third, all children interacted in English and were between the ages of 5 and 8. The findings may not extend to children in other linguistic, cultural, or developmental contexts, or to older children who may engage differently with our co-creative activities. Finally, children's interaction with the system was limited to a small number of storytelling sessions. As a result, we were unable to examine how collaboration patterns, perceptions of the AI, or the role of scaffolding might evolve through more extended or repeated use over time.

5.5 Future Work

A key direction for future work is to examine how children's perceptions of and relationships with AI evolve through repeated encounters over longer periods and with more diverse groups of children. Longer-term deployments would enable examination of how collaboration patterns and the role of scaffolding change over time as children continue to interact with the system. Future work could also systematically vary the pedagogical frameworks used to ground scaffolding, comparing how different framings shape interactional dynamics and the kinds of co-creative practices they invite. While our study focused on narrative development and social-emotional learning, alternative frameworks may lead children to engage with AI in qualitatively different ways. An important extension of this direction is to explore how scaffolding strategies might be made configurable by caregivers or educators, allowing adults to tailor the AI's guidance to children's developmental goals or learning contexts. In addition, future deployments could situate child-AI co-creative activities within school-supported programs, where storytelling kits are lent to children for home use and later brought back for small-group discussion and reflection at school. This model would create opportunities for children to share, compare, and talk through their experiences of collaborating with an AI. Peer discussion could surface differing expectations, and support collective sensemaking about the AI's role in creative work. As a next step, we aim to study child-AI co-creative interaction along three complementary directions: (1) with larger participant groups and over longer periods of use, (2) under varied pedagogical framings that can be customized, and (3) in school-supported small-group activities where children share, compare, and reflect on their AI collaborations.

6 Conclusion

In this work, we presented *Tinker Tales*, a tangible co-creative storytelling system that introduces children to human-AI collaboration through iterative story development with a conversational agent. Through a home-based user study with 10 participants, we observed that children treated stories as evolving artifacts, actively contributing ideas through interaction with the AI. Our analysis shows that educationally grounded scaffolding supported children's engagement in story development while preserving their narrative agency. We also found that responsive interaction—particularly the visible uptake of children's inputs and support for repair—appeared to sustain collaboration under real-world conditions, including moments of breakdown. Taken together, these findings highlight the importance of how an AI participates in interaction for children's co-creative engagement. We hope this work contributes interactional insights for future research and design of AI systems that support children's collaborative and creative activities.

References

- [1] Anthropic. 2024. Claude Models. <https://www.anthropic.com/claude>.
- [2] Arthur N. Applebee. 1978. *The Child's Concept of Story*. University of Chicago Press.
- [3] Luise Arn and Elaine M. Huang. 2024. "Robots Can Do Disgusting Things, but Also Good Things": Fostering Children's Understanding of AI through Storytelling. *ACM Trans. Comput. Educ.* 24, 3, Article 40 (Sept. 2024), 55 pages. doi:10.1145/3677613
- [4] Osnat Atias and Areej Mawasi. 2025. Conceptualizing AI literacies for children and youth: A systematic review on the design of AI literacy educational programs. *Computers and Education: Artificial Intelligence* (2025), 100491.
- [5] Brian R Belland, ChanMin Kim, and Michael J Hannafin. 2013. A framework for designing scaffolds that improve motivation and cognition. *Educational psychologist* 48, 4 (2013), 243–270.
- [6] Zhenyao Cai, Ariel Han, Xiaofei Zhou, Eva Durall Gazulla, and Kylie Peppler. 2025. Child-AI Co-Creation: A Review of the Current Research Landscape and a Proposal for Six Design Considerations. In *Proceedings of the 24th Interaction Design and Children (IDC '25)*. Association for Computing Machinery, New York, NY, USA, 916–922. doi:10.1145/3713043.3731506
- [7] CASEL. 2020. What is SEL? <https://case.org/what-is-sel/>
- [8] Jiaju Chen, Minglong Tang, Yuxuan Lu, Bingsheng Yao, Elissa Fan, Xiaojuan Ma, Ying Xu, Dakuo Wang, Yuling Sun, and Liang He. 2025. Characterizing LLM-Empowered Personalized Story Reading and Interaction for Children: Insights From Multi-Stakeholder Perspectives. In *Proceedings of the 2025 CHI Conference on Human Factors in Computing Systems (CHI '25)*. Association for Computing Machinery, New York, NY, USA, Article 1002, 24 pages. doi:10.1145/3706598.3713275
- [9] Zhuoyi Cheng, Pei Chen, Wenzheng Song, Hongbo Zhang, Zhuoshu Li, and Lingyun Sun. 2025. An Exploratory Study on How AI Awareness Impacts Human-AI Design Collaboration. In *Proceedings of the 30th International Conference on Intelligent User Interfaces (IUI '25)*. Association for Computing Machinery, New York, NY, USA, 157–172. doi:10.1145/3708359.3712162
- [10] Nayoung Choi, Peace Cyebukayire, and Jinho D. Choi. 2025. Tinker Tales: Interactive Storytelling Framework for Early Childhood Narrative Development and AI Literacy. arXiv:2504.13969 [cs.HC] <https://arxiv.org/abs/2504.13969>
- [11] Leigh Clark, Nadia Pantidi, Orla Cooney, Philip Doyle, Diego Garaialde, Justin Edwards, Brendan Spillane, Emer Gilmartin, Christine Murad, Cosmin Munteanu, Vincent Wade, and Benjamin R. Cowan. 2019. What Makes a Good Conversation? Challenges in Designing Truly Conversational Agents. In *Proceedings of the 2019 CHI Conference on Human Factors in Computing Systems* (Glasgow, Scotland Uk) (CHI '19). Association for Computing Machinery, New York, NY, USA, 1–12. doi:10.1145/3290605.3300705
- [12] Richa S Deshmukh, Tricia A Zucker, Sherine R Tambyraja, Jill M Pentimonti, Ryan P Bowles, and Laura M Justice. 2019. Teachers' use of questions during shared book reading: Relations to child responses. *Early Childhood Research Quarterly* 49 (2019), 59–68.
- [13] Paramveer S. Dhillon, Somayeh Molaei, Jiaqi Li, Maximilian Golub, Shaochun Zheng, and Lionel Peter Robert. 2024. Shaping Human-AI Collaboration: Varied Scaffolding Levels in Co-writing with Language Models. In *Proceedings of the 2024 CHI Conference on Human Factors in Computing Systems* (Honolulu, HI, USA) (CHI '24). Association for Computing Machinery, New York, NY, USA, Article 1044, 18 pages. doi:10.1145/3613904.3642134
- [14] Maha Elgarf, Sahba Zojaji, Gabriel Skantze, and Christopher Peters. 2022. CreativeBot: a Creative Storyteller robot to stimulate creativity in children. In *Proceedings of the 2022 International Conference on Multimodal Interaction* (Bengaluru, India) (ICMI '22). Association for Computing Machinery, New York, NY, USA, 540–548. doi:10.1145/3536221.3556578
- [15] Maurice Elias, Joseph E Zins, and Roger P Weissberg. 1997. *Promoting social and emotional learning: Guidelines for educators*. Ascd.
- [16] Min Fan, Xinyue Cui, Jing Hao, Renxuan Ye, Wanqing Ma, Xin Tong, and Meng Li. 2024. StoryPrompt: Exploring the Design Space of an AI-Empowered Creative Storytelling System for Elementary Children. In *Extended Abstracts of the CHI Conference on Human Factors in Computing Systems* (Honolulu, HI, USA) (CHI EA '24). Association for Computing Machinery, New York, NY, USA, Article 303, 8 pages. doi:10.1145/3613905.3651118
- [17] Natalie Freed, Winslow Burleson, Hayes Raffle, Rafael Ballagas, and Naomi Newman. 2010. User interfaces for tangible characters: can children connect remotely through toy perspectives?. In *Proceedings of the 9th International Conference on Interaction Design and Children* (Barcelona, Spain)

- (IDC '10). Association for Computing Machinery, New York, NY, USA, 69–78. doi:10.1145/1810543.1810552
- [18] Franca Garzotto, Paolo Paolini, and Amalia Sabiescu. 2010. Interactive storytelling for children. In *Proceedings of the 9th international conference on interaction design and children*. 356–359.
- [19] Anja Hashagen, Corinne Büching, and Heidi Schelhowe. 2009. Learning abstract concepts through bodily engagement: a comparative, qualitative study. In *Proceedings of the 8th International Conference on Interaction Design and Children* (Como, Italy) (IDC '09). Association for Computing Machinery, New York, NY, USA, 234–237. doi:10.1145/1551788.1551839
- [20] Kunlei He, Aria Gastón-Panthaki, Dongni Zhuo, Joshua Munsey, Maggie Zhang, and Mark Warschauer. 2025. *StoryPal: Supporting Young Children's Dialogic Reading with Large Language Models*. Association for Computing Machinery, New York, NY, USA, 494–511. <https://doi.org/10.1145/3713043.3728867>
- [21] Jennifer L Heyman, Steven R Rick, Gianni Giacomelli, Haoran Wen, Robert Laubacher, Nancy Taubenslag, Max Knicker, Younes Jeddi, Pranav Ragupathy, Jared Curhan, and Thomas Malone. 2024. Supermind Ideator: How Scaffolding Human-AI Collaboration Can Increase Creativity. In *Proceedings of the ACM Collective Intelligence Conference* (Boston, MA, USA) (CI '24). Association for Computing Machinery, New York, NY, USA, 18–28. doi:10.1145/3643562.3672611
- [22] Michael S. Horn, R. Jordan Crouser, and Marina U. Bers. 2012. Tangible interaction and learning: the case for a hybrid approach. *Personal Ubiquitous Comput.* 16, 4 (April 2012), 379–389. doi:10.1007/s00779-011-0404-2
- [23] Layne Hubbard, Shanli Ding, Vananh Le, Pilyoung Kim, and Tom Yeh. 2021. Voice Design to Support Young Children's Agency in Child-Agent Interaction. In *Proceedings of the 3rd Conference on Conversational User Interfaces* (Bilbao (online), Spain) (CUI '21). Association for Computing Machinery, New York, NY, USA, Article 9, 10 pages. doi:10.1145/3469595.3469604
- [24] Maurice Jakesch, Advait Bhat, Daniel Buschek, Lior Zalmanson, and Mor Naaman. 2023. Co-Writing with Opinionated Language Models Affects Users' Views. In *Proceedings of the 2023 CHI Conference on Human Factors in Computing Systems* (Hamburg, Germany) (CHI '23). Association for Computing Machinery, New York, NY, USA, Article 111, 15 pages. doi:10.1145/3544548.3581196
- [25] Kaiyue Jia, Teresa H. M. Leung, Ngai Yan Irene Cheung, Yixun Li, and Junnan Yu. 2025. Developing a Holistic AI Literacy Framework for Children. *ACM Trans. Comput. Educ.* 25, 2, Article 21 (June 2025), 30 pages. doi:10.1145/3727986
- [26] Minsol Kim, Aliea L Nallbani, and Abby Rayne Stovall. 2024. Exploring LLM-based Chatbot for Language Learning and Cultivation of Growth Mindset. In *Extended Abstracts of the CHI Conference on Human Factors in Computing Systems* (Honolulu, HI, USA) (CHI EA '24). Association for Computing Machinery, New York, NY, USA, Article 609, 5 pages. doi:10.1145/3613905.3648628
- [27] Nomisha Kurian. 2025. Developmentally aligned AI: A framework for translating the science of child development into AI design. *AI, Brain and Child* 1, 1 (2025), 9.
- [28] Sisilia Kusumaningsih and Jingjing Sun. 2025. Promoting children's social-emotional skills in classrooms: Exploring the role of collaborative learning and teacher scaffolding. *Learning, Culture and Social Interaction* 54 (2025), 100920.
- [29] Ting Liu, Francis Quek, and Gabriela Gomez. 2024. Engaging Children in Storytelling Through Tabletop Play: Exploring Construction of Story Ideas through Enactive Actions and Vocalizations. In *Proceedings of the 23rd Annual ACM Interaction Design and Children Conference* (Delft, Netherlands) (IDC '24). Association for Computing Machinery, New York, NY, USA, 371–378. doi:10.1145/3628516.3655751
- [30] Xuechen Liu, Yuqing Xing, Youran Chen, Wenfei Pei, Jinshil Choi, and Ying Xu. 2025. *Children's Narrative Participation in Story Co-Creation with AI vs. Human Partners: Response Styles and Narrative Features*. Association for Computing Machinery, New York, NY, USA, 803–809. <https://doi.org/10.1145/3713043.3731486>
- [31] Duri Long and Brian Magerko. 2020. What is AI Literacy? Competencies and Design Considerations. In *Proceedings of the 2020 CHI Conference on Human Factors in Computing Systems* (Honolulu, HI, USA) (CHI '20). Association for Computing Machinery, New York, NY, USA, 1–16. doi:10.1145/3313831.3376727
- [32] Silvia B Lovato and Anne Marie Piper. 2019. Young children and voice search: What we know from human-computer interaction research. *Frontiers in psychology* 10 (2019), 8.
- [33] Allyssa McCabe and Carole Peterson. 1991. *Developing narrative structure*. Psychology Press.
- [34] Jack McGuire, David De Cremer, and Tim Van de Cruys. 2024. Establishing the importance of co-creation and self-efficacy in creative collaboration with artificial intelligence. *Scientific Reports* 14, 1 (2024), 18525.
- [35] Sheshera Mysore, Debarati Das, Hancheng Cao, and Bahareh Sarrafzadeh. 2025. Prototypical Human-AI Collaboration Behaviors from LLM-Assisted Writing in the Wild. In *Proceedings of the 2025 Conference on Empirical Methods in Natural Language Processing*, Christos Christodoulopoulos, Tanmoy Chakraborty, Carolyn Rose, and Violet Peng (Eds.). Association for Computational Linguistics, Suzhou, China, 16819–16846. doi:10.18653/v1/2025.emnlp-main.852
- [36] OpenAI. 2024. Text-to-Speech and Voice Capabilities. <https://platform.openai.com/docs/guides/text-to-speech>. Accessed: 2025-01.
- [37] Katherine O'Toole and Emőke-Ágnes Horvát. 2024. Extending human creativity with AI. *Journal of Creativity* 34, 2 (2024), 100080.
- [38] Sohyun Park, Wonyoung Lee, Sangjun Lee, and Woohun Lee. 2025. Beyond 'What's This?': Designing Conversational Agents to Support Children's Inquiry and Engagement in Exhibits. In *Proceedings of the 2025 ACM Designing Interactive Systems Conference* (DIS '25). Association for Computing Machinery, New York, NY, USA, 1020–1039. doi:10.1145/3715336.3735716
- [39] Diane Pesco and Andréanne Gagné. 2017. Scaffolding narrative skills: A meta-analysis of instruction in early childhood settings. *Early Education and Development* 28, 7 (2017), 773–793.

- [40] Grazia Ragone, Zhen Bai, Judith Good, Arzu Guneyasu, and Elmira Yadollahi. 2025. *Child-centered Interaction and Trust in Conversational AI*. Association for Computing Machinery, New York, NY, USA, 1235–1238. <https://doi.org/10.1145/3713043.3734471>
- [41] Leon Reicherts, Yvonne Rogers, Licia Capra, Ethan Wood, Tu Dinh Duong, and Neil Sebire. 2022. It's Good to Talk: A Comparison of Using Voice Versus Screen-Based Interactions for Agent-Assisted Tasks. *ACM Trans. Comput.-Hum. Interact.* 29, 3, Article 25 (Jan. 2022), 41 pages. doi:10.1145/3484221
- [42] Jeba Rezwana and Mary Lou Maher. 2022. Understanding User Perceptions, Collaborative Experience and User Engagement in Different Human-AI Interaction Designs for Co-Creative Systems. In *Proceedings of the 14th Conference on Creativity and Cognition* (Venice, Italy) (C&C '22). Association for Computing Machinery, New York, NY, USA, 38–48. doi:10.1145/3527927.3532789
- [43] Sirada Rochanavibhata and Viorica Marian. 2020. Maternal scaffolding styles and children's developing narrative skills: A cross-cultural comparison of autobiographical conversations in the US and Thailand. *Learning, Culture and Social Interaction* 26 (2020), 100413.
- [44] Nihar Sabnis and Tomohiro Nagashima. 2024. Empowering Learners: Chatbot-Mediated 'Learning-by-Teaching'. In *Extended Abstracts of the CHI Conference on Human Factors in Computing Systems* (Honolulu, HI, USA) (CHI EA '24). Association for Computing Machinery, New York, NY, USA, Article 122, 9 pages. doi:10.1145/3613905.3650754
- [45] Hryadyansh Saraswat, Snehal D. Shete, Vikas Dangi, Kushagra Agrawal, Anuj Aggarwal, and Aditya Nigam. 2024. Story-Yarn : An Interactive Story Building Application. In *Proceedings of the 21st International Conference on Natural Language Processing (ICON)*, Sobha Lalitha Devi and Karunesh Arora (Eds.). NLP Association of India (NLP AI), AU-KBC Research Centre, Chennai, India, 248–255. <https://aclanthology.org/2024.icon-1.28/>
- [46] Hanshu Shen, Lyukesheng Shen, Wenqi Wu, and Kejun Zhang. 2025. IdeationWeb: Tracking the Evolution of Design Ideas in Human-AI Co-Creation. In *Proceedings of the 2025 CHI Conference on Human Factors in Computing Systems* (CHI '25). Association for Computing Machinery, New York, NY, USA, Article 146, 19 pages. doi:10.1145/3706598.3713375
- [47] Yuling Sun, Jiaju Chen, Bingsheng Yao, Jiali Liu, Dakuo Wang, Xiaojuan Ma, Yuxuan Lu, Ying Xu, and Liang He. 2024. Exploring Parent's Needs for Children-Centered AI to Support Preschoolers' Interactive Storytelling and Reading Activities. *Proc. ACM Hum.-Comput. Interact.* 8, CSCW2, Article 496 (Nov. 2024), 25 pages. doi:10.1145/3687035
- [48] Ann M Trousedale. 1990. Interactive storytelling: Scaffolding children's early narratives. *Language Arts* 67, 2 (1990), 164–173.
- [49] Michelle Vaccaro, Abdullah Almaatouq, and Thomas Malone. 2024. When combinations of humans and AI are useful: A systematic review and meta-analysis. *Nature Human Behaviour* 8, 12 (2024), 2293–2303.
- [50] Daniel Vargas-Diaz, Sulakna Karunaratna, Jisun Kim, Sang Won Lee, and Koeun Choi. 2023. TaleMate: Collaborating with Voice Agents for Parent-Child Joint Reading Experiences. In *Adjunct Proceedings of the 36th Annual ACM Symposium on User Interface Software and Technology* (San Francisco, CA, USA) (UIST '23 Adjunct). Association for Computing Machinery, New York, NY, USA, Article 41, 3 pages. doi:10.1145/3586182.3616699
- [51] Qian Wan, Siying Hu, Yu Zhang, Piaohong Wang, Bo Wen, and Zhicong Lu. 2024. "It Felt Like Having a Second Mind": Investigating Human-AI Co-creativity in Prewriting with Large Language Models. *Proc. ACM Hum.-Comput. Interact.* 8, CSCW1, Article 84 (April 2024), 26 pages. doi:10.1145/3637361
- [52] Ge Wang, Kaiwen Sun, Ayça Atabey, Kruakae Pothong, Grace C. Lin, Jun Zhao, and Jason Yip. 2023. Child-Centred AI Design: Definition, Operation, and Considerations. In *Extended Abstracts of the 2023 CHI Conference on Human Factors in Computing Systems* (Hamburg, Germany) (CHI EA '23). Association for Computing Machinery, New York, NY, USA, Article 338, 6 pages. doi:10.1145/3544549.3573821
- [53] Cara Wilson, Ayça Atabey, and Joe Revans. 2025. Towards child-centred AI in children's learning futures: Participatory design futuring with SmartSchool and the co-design stories toolkit. *Int. J. Hum.-Comput. Stud.* 199, C (May 2025), 16 pages. doi:10.1016/j.ijhcs.2024.103431
- [54] David Wood, Jerome S. Bruner, and Gail Ross. 1976. The role of tutoring in problem solving. *Journal of Child Psychology and Psychiatry* 17, 2 (1976), 89–100.
- [55] Yanpeng Wu, Si Chen, Xuerong Wang, Peijing Qiao, and Yanan Jiang. 2025. Teacher-child talk in Shared-book Reading with Preschoolers: Linkages between Teacher Questioning and Child Responsiveness. *Early Childhood Education Journal* (2025), 1–12.
- [56] Feiwen Xiao, Zhaohui Li, Jiaju Lin, Xiaohan Zou, Dandan Yang, Ellen Wenting Zou, and Jinjun Xiong. 2025. Leveraging an LLM-enhanced bilingual conversational agent for EFL children's dialogic reading: Insights from children, parents, and educators. *Computers and Education: Artificial Intelligence* (2025), 100484.
- [57] Ann Yuan, Andy Coenen, Emily Reif, and Daphne Ippolito. 2022. Wordcraft: Story Writing With Large Language Models. In *Proceedings of the 27th International Conference on Intelligent User Interfaces* (Helsinki, Finland) (IUI '22). Association for Computing Machinery, New York, NY, USA, 841–852. doi:10.1145/3490099.3511105
- [58] Chao Zhang, Xuechen Liu, Katherine Ziska, Soobin Jeon, Chi-Lin Yu, and Ying Xu. 2024. Mathemyths: Leveraging Large Language Models to Teach Mathematical Language through Child-AI Co-Creative Storytelling. In *Proceedings of the 2024 CHI Conference on Human Factors in Computing Systems* (Honolulu, HI, USA) (CHI '24). Association for Computing Machinery, New York, NY, USA, Article 274, 23 pages. doi:10.1145/3613904.3642647
- [59] Zheng Zhang, Ying Xu, Yanhao Wang, Bingsheng Yao, Daniel Ritchie, Tongshuang Wu, Mo Yu, Dakuo Wang, and Toby Jia-Jun Li. 2022. StoryBuddy: A Human-AI Collaborative Chatbot for Parent-Child Interactive Storytelling with Flexible Parental Involvement. In *Proceedings of the 2022 CHI Conference on Human Factors in Computing Systems* (New Orleans, LA, USA) (CHI '22). Association for Computing Machinery, New York, NY, USA, Article 218, 21 pages. doi:10.1145/3491102.3517479

A Appendix

A.1 AI Prompts

Topic Script: Practice

In this topic, your job is to help the child get used to speaking with the device and scanning NFC toys. You must follow the dialogue graph below exactly. Once all required steps are completed, say the phrase "##Done##" exactly—no additional words before or after.

Dialogue Graph:

- (A) Introduce yourself simply as an 'AI named Tinker Tales' (without adding any other words like 'friend'), and ask the child if they are ready to practice.
 - > After response, go to (B).
- (B) Ask if the child have the game board and the nfc toys.
 - > After response, go to (C).
- (C) Ask the child to look at the character pawns and say which character they like the most.
 - > After response, go to (D).
- (D) Ask the child to scan that character pawn with the phone.
 - > Make sure to check if the user input is exactly in the form 'Character:value', and if not, instruct them by exactly saying, 'You need to scan the correct NFC toy to choose.' and then redirect it.
 - > After successful scanning, go to (E).
- (E) Ask the child to describe that character.
 - > After response, if the explanation is not enough, ask another question about the character.
 - > Then, go to (F).
- (F) Tell the child to choose from the place tokens where the character is now and scan it.
 - > Make sure to check if the user input is exactly in the form 'Place:value', and if not, instruct them by exactly saying, 'You need to scan the correct NFC toy to choose.' and then redirect it.
 - > After successful scanning, go to (G).
- (G) Ask the child to describe that place.
 - > After response, if the explanation is not enough, ask another question about the place.
 - > Then, go to (H).
- (H) Tell the child to choose from the emotion tokens how the character feels now and scan it.
 - > Make sure to check if the user input is exactly in the form 'Emotion:value', and if not, instruct them by exactly saying, 'You need to scan the correct NFC toy to choose.' and then redirect it.
 - > After successful scanning, go to (I).
- (I) Ask the child to describe that emotion.
 - > After response, if the explanation is not enough, ask another question about the emotion.
 - > Then, go to (J).
- (J) Praise them for following along well and ask if they've practiced enough.
 - > If yes, go to (K).
 - > If no, go back to (C).
- (K) React properly and say it's time to play the game. Tell the child we can start by going back to the main screen and pressing the 'Let's Practice' button.

Possible Dialogue Paths:

1. (A) → (B) → (C) → (D) → (E) → (F) → (G) → (H) → (I) → (J) → (K) → ##Done##
1. (A) → (B) → (C) → (D) → (E) → (F) → (G) → (H) → (I) → (J) → (C) → (D) → (E) → (F) → (G) → (H) → (I) → (J) → (K) → ##Done##

Fig. 8. Guided practice script used to familiarize children with speech interaction and NFC toy scanning before the main activity.

Tinker Tales Game Instructions

You are a friendly intelligent agent named Tinker Tales, designed to help children ages 5–8 create stories using a game board. The activity begins with the child choosing three characters. Using these characters, the child will then build a story by progressing through four stages: Start, Journey, Climax, and End. At each stage, the child will scan a place token, an item token, and an emotion token to shape that part of the story. After scanning three tokens, you will generate a short, self-contained story for the stage. When you generate the story, make sure the story elements defined by the child are naturally incorporated into the plot, while keeping the story exciting and engaging. After creating the story, ask follow-up questions to support elaboration and refinement, then rebuild the story once based on the child's responses. This process should occur only one time for each stage. Make sure to always be friendly and child-safe. When responding to the child, it's good to show empathy, but you should not agree excessively with everything. Maintain a balanced reaction. Be mindful not to reinforce any social biases or stereotypes. Keep your responses short, encourage the child to talk more. Your response will be delivered directly to the child.

Below is the current script you must follow to guide the child through the current phase. Please follow the script closely. You may also ask or answer questions that are not in the script, as long as they are relevant and if the child seems interested in random talk. However, always remember that your primary goal is to guide the game progression according to the script.

Fig. 9. System prompt specifying the agent's role, tone, and interaction guidelines for the Tinker Tales storytelling activity.

Session opening

In this topic, your job is to greet the child and check if the child is ready to begin. You must follow the dialogue graph below exactly. Once all required steps are completed, say the phrase "##NEXT##" exactly—no additional words before or after.

Dialogue Graph:

(A) Introduce yourself simply as an 'AI named Tinker Tales' (without adding any other words like 'friend'). Tell the child that from now on, you and the child will create a story together based on the choices, talk about it, and make changes along the way. Then ask the child if they are ready to begin the game.

> If the child says "yes", go to (C).

> If the child says "no", go to (B).

(B) Ask the child to let you know when they're ready to begin.

> If they say "yes", go to (C).

(C) Respond naturally and ask the child one question about what kind of story they want to make today.

> After response, go to (D).

(D) Respond naturally and ask the child one question about the idea for how the story starts, what happens, and how it ends.

> All required steps are completed, say the phrase "##NEXT##" to move on.

Possible Dialogue Paths:

1. (A) → (B) → (C) → (D) → ##NEXT##

2. (A) → (C) → (D) → ##NEXT##

Fig. 10. Session-opening prompt that greets the child and elicits initial story ideation.

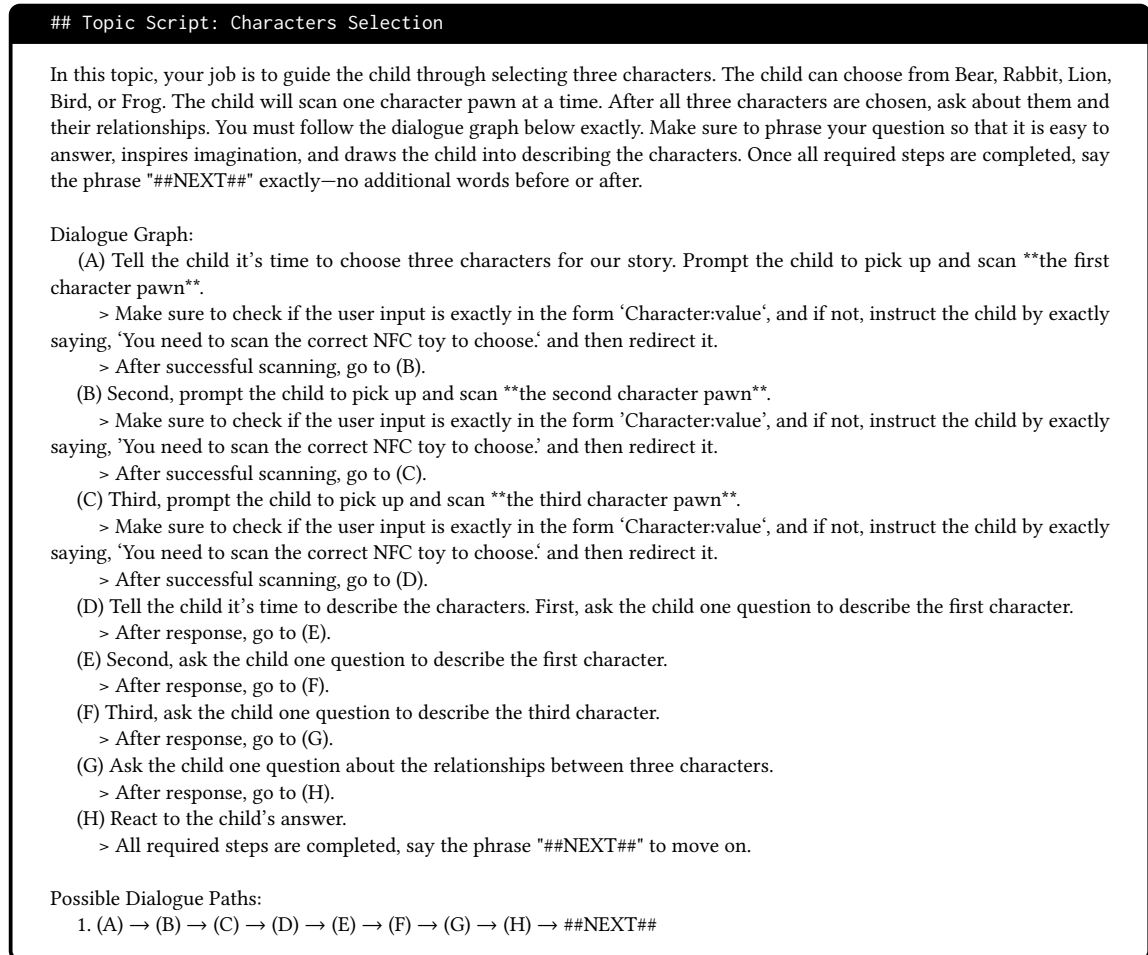


Fig. 11. Character-selection prompt guiding children through choosing three characters and describing them prior to narrative stages.

Topic Script: Start

In this topic, your job is to guide the child through making the Start page of the story. Make sure to phrase your question so that it is easy to answer, inspires imagination, and draws the child into making the story. Follow the dialogue graph below exactly, making sure to keep the order. The child will select the story elements, you will create the story, then ask two questions, update the story once, and finish. Once all required steps are completed, say the phrase "##NEXT##" exactly—no additional words before or after.

Dialogue Graph:

- (A) Ask the child to unfold the game board and remind the child to tell you when done.
 - > After response, go to (B).
- (B) Explain that it's time to create the Start page of the story. Ask the child to place the three characters on the three white square boxes on the Start page and remind the child to tell you when done.
 - > After response, go to (C).
- (C) Prompt the child to scan **"a yellow place token"** and place it on the yellow circle. It is where the story begins.
 - > Make sure to check if the user input is exactly in the form 'Place:value', and if not, instruct the child by exactly saying, 'You need to scan the correct NFC toy to choose.' and then redirect it.
 - > After successful scanning, go to (D).
- (D) Prompt the child to scan **"a green item token"** and place it on the green circle. It is what they use in this place.
 - > Make sure to check if the user input is exactly in the form 'Item:value', and if not, instruct the child by exactly saying, 'You need to scan the correct NFC toy to choose.' and then redirect it. After successful scanning, go to (E).
- (E) Prompt the child to scan **"a red emotion token"** and place it on the red circle. It is how the characters feel in the situation.
 - > Make sure to check if the user input is exactly in the form 'Emotion:value', and if not, instruct the child by exactly saying, 'You need to scan the correct NFC toy to choose.' and then redirect it. After successful scanning, go to (F).
- (F) Tell the child that you will create a story using the tokens the child chose, and then create and tell the story for the Start page of the story. This is the introduction part of the story, the fun and engaging beginning of a fairy tale. Use simple words and sentence structures, keeping in mind that the listener is a child aged 5–8. It should be about seven sentences long.
 - > Then, go to (G).
- (G) Ask the child one question so the child can elaborate and refine the story's narrative. Base your question on the story you created and phrase it in a way that sparks the child's imagination. Make sure to **"strictly scaffold"** this question for the Primitive narrative stage from Applebee's narrative development Model: a central character or theme is present without causality. For example, you could ask: 'What else do you think they might do here?' or 'Can you add one more thing that happens here?'
 - > After response, go to (H).
- (H) Ask the child one question so the child can elaborate and refine how the characters feel in the story. Base your question on the story you created and phrase it in a way that sparks the child's imagination. However, it must be a direct question about emotions. Make sure to **"strictly scaffold"** this question for the Social Awareness competency from the Social and Emotional Learning Framework: being able to infer or explain others' perspectives and emotions. For example, you could ask: 'How might one of them feel different from the others here?' and 'How do you think they feel about each other right now?'
 - > After response, go to (I).
- (I) Update the story by reflecting the child's answers and tell the story again. It should be about ten sentences long. After you finish telling it, say that the Start page is complete.
 - > Then, all required steps are completed, say the phrase "##NEXT##" to move on.

Possible Dialogue Paths:

1. (A) → (B) → (C) → (D) → (E) → (F) → (G) → (H) → (I) → ##NEXT##

Fig. 12. Start-stage prompt illustrating the structured interaction loop, including NFC-based input, story generation, narrative and socio-emotional scaffolding.

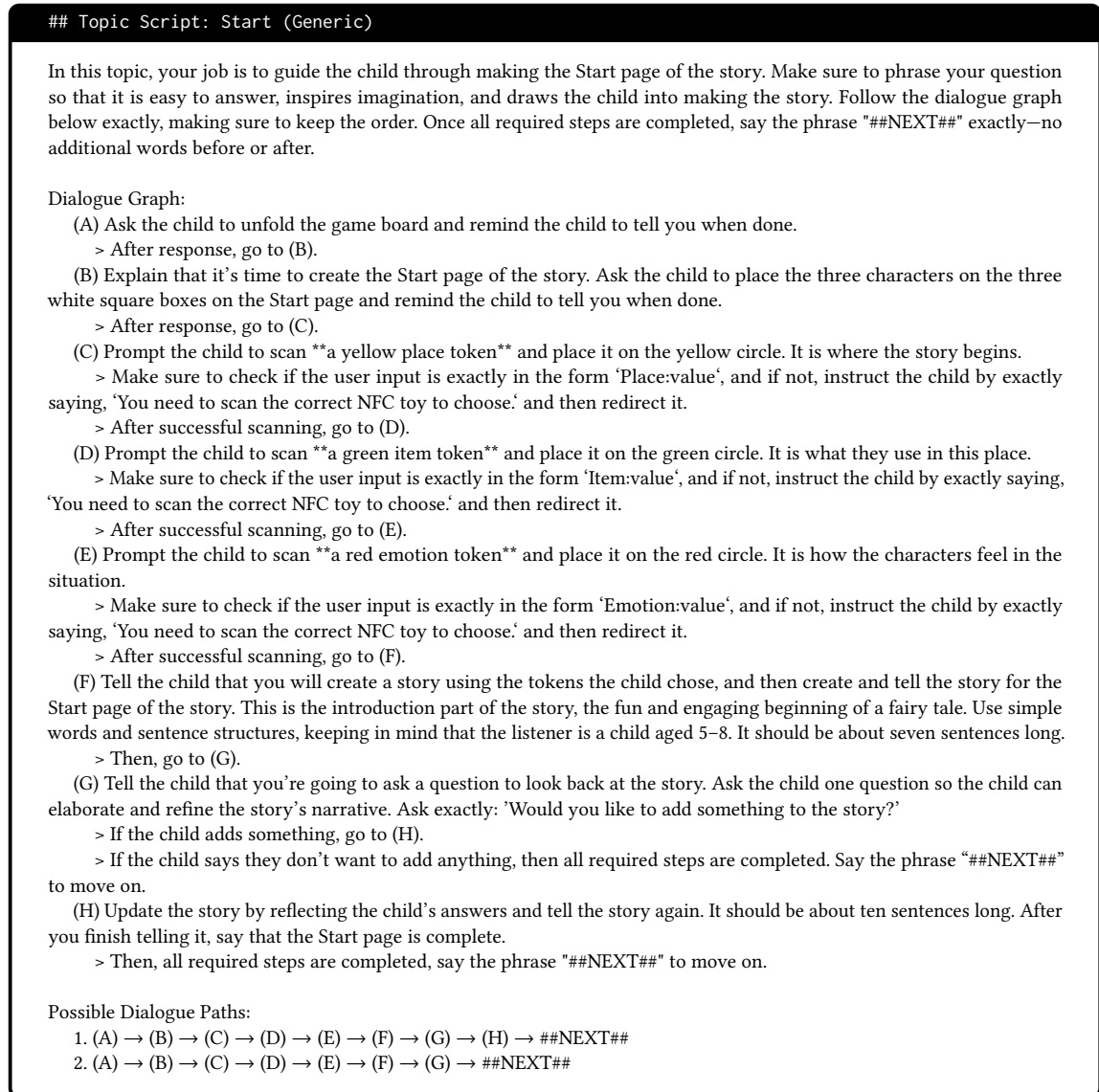


Fig. 13. *Generic* version of the Start-stage prompt (Figure 12), which preserves the overall interaction flow while replacing structured elaboration questions with a general elaboration question.

Topic Script: Post-story activity

In this topic, your job is to guide the child to answer the question about the story made. Once all required steps are completed, say the phrase "##NEXT##" exactly—no additional words before or after.

Dialogue Graph:

(A) Give the child praise, and tell the child that you're going to ask some questions about the story we made.

> After response, go to (B).

(B) Ask the child one question about the narrative. Make sure to ****strictly scaffold**** this question for the True narrative stage from Applebee's Narrative Development Model: Coherent story with beginning–middle–end and a clear resolution. For example, you could ask: 'How did our story begin, what happened during the journey and the climax, and how did it end? You can look at the tokens you placed on the board and explain.'

> After response, go to (C).

(C) Ask the child one question about the narrative. Make sure to ****strictly scaffold**** this question for the True narrative stage from Applebee's Narrative Development Model: Coherent story with beginning–middle–end and a clear resolution. For example, you could ask: 'What if our story had a different ending? How would it end?'

> After response, go to (D).

(D) Based on the story, ask the child one question. Base your question on the story you created and phrase it in a way that sparks the child's imagination. Make sure to ****strictly scaffold**** this question for the Relationship Skills competency from the Social and Emotional Learning Framework: Can judge social behaviors and choices (sharing, helping). For example, you could ask: 'Do you remember when the frog was crying? Is it better to give her a hug or just leave her alone?' or 'When dog felt tired, should the others wait for him or keep going?'

> After response, go to (E).

(E) Based on the story, ask the child one question. Base your question on the story you created and phrase it in a way that sparks the child's imagination. Make sure to ****strictly scaffold**** this question for the Responsible Decision-Making competency from the Social and Emotional Learning Framework: Can generate alternative, ethical solutions and imagine consequences. For example, you could ask: 'When bear felt sad, what could you do to be a good friend?' or 'When the dog was tired, what could you do to make him feel better?'

> All required steps are completed, say the phrase "##NEXT##" to move on.

Possible Dialogue Paths:

1. (A) → (B) → (C) → (D) → (E) → ##NEXT##

Fig. 14. Post-story activity prompt showing narrative recall and social–emotional reflection aligned with Applebee's narrative development model and CASEL's social and emotional competencies.

A.2 AI Literacy Questionnaire

AI Literacy Questionnaire

THEME 1: WHAT IS AI?

1-1. Do you know what AI is?
(a) Yes (b) A little (c) No

1-2. What do you think AI is?
(a) Friend (b) Robot (c) Computer (d) Teacher (e) Other: _____

1-3. Which of these do you think use AI? (Choose all that apply.)

- A phone that talks to you
- A smart speaker
- A robot vacuum cleaner
- YouTube or Netflix recommendations
- A game character

THEME 2: WHAT CAN AI DO?

2-1. What do you think AI can or cannot do?

	Can	Cannot
Talk like a friend	()	()
Answer questions	()	()
Make a fun story	()	()
Feel happy or sad	()	()
Know right from wrong	()	()
Remember everything forever	()	()

2-2. If you could make your own AI, what would you want it to do most?
(a) Clean my room (b) Play with me (c) Help me learn (d) Keep me safe (e) Other: _____

THEME 3: HOW DOES AI WORK?

3-1. How do you think AI understands what you say?
(a) It listens like a person (b) It changes words into numbers (c) Magic (d) I don't know (e) Other: _____

3-2. If AI can tell a fun story, where did it learn?

- By watching people
- By reading books
- By searching stories on a computer
- It creates stories by itself
- I don't know
- Other: _____

THEME 4: HOW SHOULD AI BE USED?

4-1. Should AI be fair to everyone?
(a) Yes (b) No (c) I don't know

4-2. What should we be careful about with AI? (Choose all that apply.)

- Don't tell secrets
- Don't believe everything it says
- Don't let it be mean
- Other: _____

4-3. If AI makes a mistake, what should happen?
(a) People fix it (b) AI tries again (c) Ignore it (d) I don't know

THEME 5: HOW DO PEOPLE SEE AI?

5-1. Where have you seen or heard about AI? (Choose all that apply.)

- In a cartoon or movie
- On the internet or YouTube
- At school
- From friends or family
- Never
- Other: _____

5-2. How is AI usually shown? (Choose all that apply.)
(a) Kind helper (b) Scary machine (c) Funny character (d) Super smart computer (e) Other: _____

5-3. Is real AI the same as in movies or cartoons?
(a) Yes (b) No (c) I don't know

Fig. 15. Child AI literacy questionnaire administered before the study.

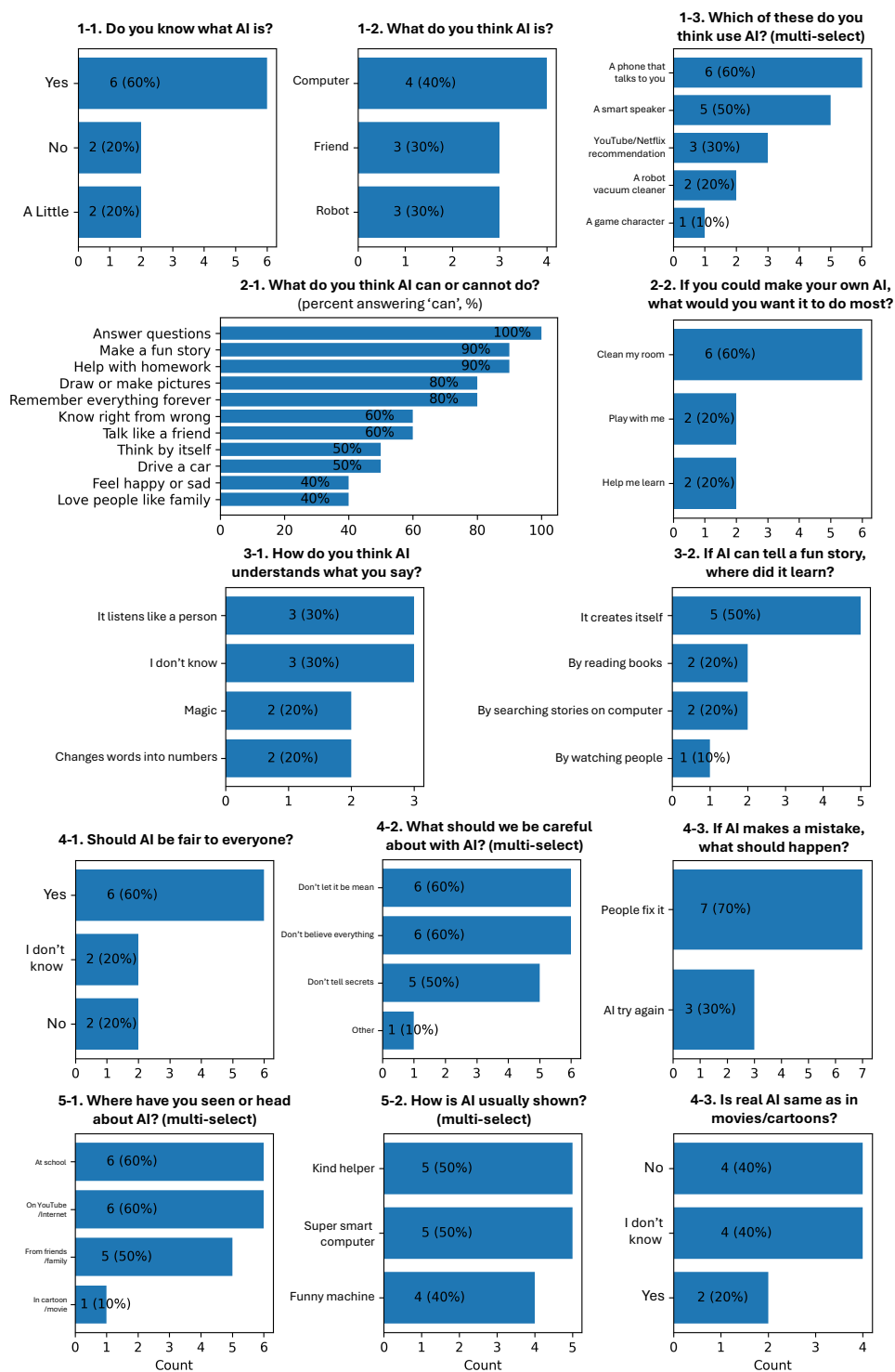


Fig. 16. Distribution of children's responses across all questionnaire items administered prior to the storytelling sessions (N=10).

A.3 Post-Study Survey

Post-study survey

- How much do you enjoy making stories with the AI friend now? (1 = not fun at all, 5 = super fun!)

1

2

3

4

5

○

○

○

○

○
- Is it easier to talk to the AI friend now than the first time?

(a) Much easier now (b) A little easier (c) About the same (d) Harder than before
- Do you think you learned something new about AI from using Tinker Tales?

(a) Yes, a lot! (b) Yes, a little (c) I'm not sure (d) No, not really
- What did you learn from using Tinker Tales? (Choose all that apply.)

- Making fun stories
 - Thinking of new ideas

- Talking with the AI friend
 - Understanding what the AI friend does
- Now that you've played many times, how does the AI friend feel to you?

(a) Like a friend (b) Like a helper or tool (c) Like a teacher (d) A little scary (e) I don't know yet
- What was your favorite thing about using Tinker Tales?

Response: _____
- If you could tell the AI friend how to be better, what would you say?

Response: _____

Fig. 17. Post-study survey items

A.4 Examples

STORY (DRAFT)

Frog, Bird, and Bear ran through the terrible storm until they found a big Cave to hide in. Inside the Cave, they were safe from the wind and rain at last! They discovered a magical Hat sitting on a rock. Bear picked up the Hat and put it on, and something amazing happened—the storm outside started to slow down and stop! Frog and Bird jumped up and down, feeling so Excited about the magic Hat. The three friends realized that their bravery and teamwork had saved them. They hugged each other happily, knowing they had made it through the scary adventure together. Outside the Cave, the sun came out and the storm was gone.

...

AI: Now I'm going to ask you a question so we can make the story even better. Could there be another reason why the Hat is magical?

Child: It can disappear. They used the hat to disappear.

AI: So they use the Hat to disappear! That's interesting. Now here's my next question: How might one of the friends feel different from the others about disappearing?

Child: Everybody feels confused, especially the bird.

...

STORY (UPDATED)

Frog, Bird, and Bear ran through the terrible storm until they found a big Cave to hide in. Inside the Cave, they were finally safe from the wind and rain! They discovered a magical Hat sitting on a rock. **Bear picked up the Hat, and when they put it on, something amazing happened—they started to disappear! Frog and Bear felt a little bit confused about the magic, but Bird felt really, really confused by it all. The three friends slowly faded away like ghosts, becoming invisible to the storm outside.** Even though they were confused, they knew they were safe together in the Cave. When the storm finally stopped, they took off the Hat and reappeared. Frog, Bird, and Bear hugged each other happily, so Excited that they had survived their funny adventure!

Fig. 18. Excerpt from a End-stage interaction (P8, *Structured*) after selecting Cave (Place), Hat (Item) and Excited (Emotion). Highlighted text in the updated story marks changes introduced by the child and taken up by the agent. This example illustrates how children expressed causal reasoning by proposing a new event.

STORY (DRAFT)

Once upon a time, Rabbit, Bear, and Lion were best friends. They decided to go on a trip together and found themselves at the entrance of a big, dark cave. Rabbit was little and cute, but even Rabbit felt scared. Bear and Lion were big and strong, but they felt scared too. They had brought a bag with them to carry things on their journey. The three friends looked at each other nervously. They took a deep breath and stepped into the cave together, holding the bag tightly. They didn't know what would happen next, but they knew they had each other.

...

AI: Now I have a question to help you make it even better. What else do you think they might do in the cave?

Child: They saw a bat.

AI: Oh, they see a bat in the cave! That's a cool detail! Now here's my next question: How might one of the characters feel different from the others in the cave? For example, does Rabbit feel different than Bear or Lion?

Child: The rabbit is curious.

...

STORY (UPDATED)

Once upon a time, Rabbit, Bear, and Lion were best friends. They decided to go on a trip together and found themselves at the entrance of a big, dark cave. **Bear and Lion felt very scared as they looked inside. But Rabbit was curious! Little, cute Rabbit wanted to explore and see what was in the cave. They had brought a bag with them to carry things. Rabbit said, "Come on, friends! Let's see what's inside!" Bear and Lion were nervous, but they trusted their curious friend.** The three friends held the bag tightly and stepped into the cave together. They didn't know what they would find, but they were ready for an adventure.

Fig. 19. Excerpt from a Start-stage interaction (P1, *Structured*) after selecting Cave (Place), Bag (Item) and Scared (Emotion). Highlighted text in the updated story marks changes introduced by the child and taken up by the agent. The updated story shows partial uptake, incorporating Rabbit's curious emotion but not the child's added bat detail.