

Probing Anharmonic and Heterogeneous Carrier Dynamics Across Sublattice Melting in a Minimal Model Superionic Conductor

Sucharita Niyogi,^{1,2,3,*} Takenobu Nakamura,⁴ Genki Kobayashi,⁵ Yasunobu Ando,⁶ and Takeshi Kawasaki^{1,2,3,†}

¹*D3 Center, The University of Osaka, Toyonaka 560-0043, Japan*

²*Department of Physics, The University of Osaka, Osaka 560-0043, Japan*

³*Department of Physics, Nagoya University, Nagoya 464-8601, Japan*

⁴*National Institute of Advanced Industrial Science and Technology, Ibaraki 305-8568, Japan*

⁵*Solid State Chemistry Laboratory, RIKEN, Saitama 351-0198, Japan*

⁶*Institute of Integrated Research, Institute of Science Tokyo, Kanagawa 226-8501, Japan*

(Dated: February 6, 2026)

Despite decades of research, the microscopic origin of sublattice melting and fast ion transport in superionic conductors remains elusive. Here, we introduce a chemically neutral *minimal binary model* consisting of a rigid host lattice stabilized by short-range steric repulsion and a soft carrier sublattice interacting via long-range Wigner-type forces. This contrast naturally produces distinct melting temperatures and an intermediate *sublattice-melting* phase in which carriers become fluidlike while the host remains crystalline. Molecular-dynamics simulations identify three dynamical regimes—crystalline, sublattice-melt, and fully molten—marked by sharp changes in diffusivity, structural correlations, and dynamic heterogeneity. Near sublattice melting, carrier motion is strongly *anharmonic* and spatially heterogeneous, beyond mean-field hopping descriptions. By tuning the density, we demonstrate that sublattice melting can be continuously controlled, establishing a direct link between lattice softness, anharmonicity, and collective ion transport. This work provides a unified microscopic foundation for designing mechanically robust, high-performance superionic conductors operable near ambient conditions.

Keywords: Solid-state batteries, carrier transportation, sublattice melting, dynamic heterogeneity, anharmonicity.

INTRODUCTION

The rapid advancement of energy storage technologies has placed rechargeable batteries at the center of modern society, powering applications from portable electronics to electric vehicles and large-scale renewable energy integration. At the core of all such battery technologies is ionic transport: ionic conductors, whether liquid or solid, are essential for efficient charge transport and directly determine battery performance, longevity, and safety. While liquid electrolytes in conventional Li-ion batteries provide high ionic mobility and performance [1], these volatile solvents are flammable, chemically reactive, and prone to leakage, making them a primary source of thermal runaway and catastrophic failure in high-energy-density devices [2]. Therefore, overcoming these limitations is crucial for the safe and reliable deployment of next-generation batteries.

In this context, solid-state electrolytes, particularly superionic conductors [3–19], constitute a distinct class of materials in which ions move almost as freely as in molten salts while the host lattice retains long-range crystalline order. Their defining feature is the coexistence of two distinct sublattices: an immobile framework that maintains structural integrity and a mobile-ion sublattice that becomes disordered at elevated temperatures [20]. The temperature dependence of this order-disorder transition varies widely among materials. For example, NaCl exhibits a pronounced increase in ionic conductivity only

near its melting point, consistent with conventional melting behavior, whereas some superionic conductors, such as PbF₂, show a gradual enhancement of conductivity over several hundred kelvin well below the melting temperature [17, 18, 21]. Others, including AgI, undergo a first-order phase transition accompanied by an abrupt increase in ionic conductivity by more than three orders of magnitude. Similar melting-like transport behavior has also been reported in experiments on other charge carriers, including hydride ions (H[−]), indicating the generality of this phenomenon across ion species [16]. Despite these observations, the microscopic origin of such an anomalous transition remains unresolved. Some recent analyses of layered and tunnel-type superionic conductors have shown that carrier transport is strongly influenced by many-body interactions among mobile ions, reshaping the diffusion landscape beyond simple single-particle hopping; here, Raman measurements and MD simulations further show that short-range cation-cation repulsion modifies activation barriers, underscoring the collective nature of fast-ion motion [22]. Together, these studies suggest that *sublattice melting* and strong *anharmonic* lattice fluctuations are both essential ingredients for superionic transport; however, a direct microscopic link connecting these phenomena remains to be clearly established.

To place these observations in context, *sublattice melting* [5, 10, 23–26] refers to a state in which the mobile ionic network becomes dynamically disordered while the

host framework remains crystalline, enabling liquid-like conductivity without structural collapse. Early mean-field models [24] attributed this transition to a balance between defect formation energy and configurational entropy, predicting disorder within one ionic sublattice prior to complete melting. However, their defect-based mean-field framework precludes access to real-space ion dynamics, spatial correlations, and anharmonic lattice effects central to superionic transport. Experimental studies on CuI provided early dynamical evidence for sublattice melting: NMR measurements showed anomalously enhanced relaxation near the superionic transition, consistent with a molten copper sublattice within an ordered iodide framework [10, 25]. Subsequent theoretical treatments [23] described the precursor defect proliferation using a cube-root dependence of the defect chemical potential, reproducing the premelting characteristics observed in AgI and PbF₂. More recently, analogous phenomena have been realized in asymmetric colloidal crystals [5], where smaller charged particles delocalize within a crystalline matrix of larger oppositely charged spheres, and in ultrasmall copper selenide clusters exhibiting liquid-like cationic sublattices even at ambient temperature [27]. Complementary experimental studies have since directly visualized this selective sublattice melting [28], reaffirming its universality in ion-conducting solids. Despite these advances, the microscopic origin of such selective disorder remains poorly understood, as most existing descriptions rely on mean-field or defect-based frameworks that neglect correlated particle motion and its feedback on the lattice vibrational landscape.

Selective sublattice disorder reshapes the vibrational potential energy landscape, introducing *anharmonicity* that enables nonlinear energy exchange and mode coupling between phonons [29–31]. Such anharmonicity effectively softens the lattice and lowers local activation barriers for ionic motion. Early studies on superionic AgI [29] proposed that Ag⁺ ions undergo strongly anharmonic, semi-liquid-like thermal vibrations that extend toward neighboring interstitial sites. This anharmonic motion can overcome local potential barriers and promotes ionic hopping, while appearing in diffraction as a pseudo-static occupation of interstitial sites rather than true site disorder. High-pressure analyses [30] further showed that harmonic or mean-field descriptions fail to capture melting behavior driven by such vibrations. More recent first-principles and spectroscopic studies on sodium-ion conductors [31] demonstrated that strong host-ion anharmonic coupling induces order-disorder transitions with soft modes persisting across the phase change, directly linking lattice dynamics to fast ionic conduction. Despite these advances, most theoretical models neglect correlated dynamics within the mobile sublattice, leaving the interdependence of these effects largely unexplored.

Together, these studies suggest that sublattice melting and anharmonicity are not independent phenomena

but mutually reinforcing aspects of the same underlying physics, in which selective ionic disorder feeds back into lattice softening, and vice versa. In particular, recent work on Li₁₀GeP₂S₁₂ has shown that Li⁺ conduction proceeds via correlated and cooperative migration of densely packed ions [9], explicitly invoking the concept of *dynamic heterogeneity* through the coexistence of fluid-like, highly mobile regions and immobile rigid domains. Such spatially inhomogeneous dynamics reflect a strongly anharmonic environment, where vibrational instability and sublattice disorder reinforce one another. This coexistence of mobile and immobile regions is a well-known hallmark of glass-forming systems and other dynamically heterogeneous materials. More broadly, dynamic heterogeneity is a central organizing principle in the physics of glass-forming systems, where it has been extensively studied as the microscopic origin of transport anomalies, violation of the Stokes-Einstein relation, and cooperative motion [32–39]. At the microscopic level, such heterogeneity has been directly linked to anharmonic vibrational fluctuations that reveal highly localized, anomalously soft structures associated with quasilo-calized, nonphononic vibrational modes [40]. These soft regions show fat-tailed stiffness distributions and underlie spatially heterogeneous dynamics; in strained amorphous solids, low-frequency modes soften and localize near instability, predicting collective rearrangements [41]. In this light, dynamic heterogeneity offers a natural conceptual bridge between sublattice melting and anharmonicity in superionic conductors: spatial variations in local anharmonicity amplify mobility contrasts, giving rise to cooperative, string-like dynamics beyond mean-field descriptions, as observed in glass-forming liquids where enhanced vibrational fluctuations precede collective string-like rearrangements [42]. The extent to which analogous vibrational-heterogeneity couplings govern fast-ion transport in crystalline solids remains an open question.

To elucidate this connection, we employ a minimal and tractable model to systematically probe how temperature and interactions control sublattice melting and collective carrier motion. This approach allows us to identify the conditions under which liquid-like regions emerge within an otherwise rigid lattice, quantify correlated ion dynamics beyond mean-field descriptions, and explore the *possibility of achieving superionic conduction near room temperature*. By linking lattice softness, anharmonicity, and dynamic heterogeneity, this framework provides a tractable route to understand fast-ion transport and design mechanically robust, high-performance superionic conductors.

RESULTS

Our analysis focuses on three key mechanisms—selective sublattice melting, structural hetero-

geneity, and anharmonicity—to elucidate ion-transport dynamics in two-dimensional systems. In two dimensions, the true long-range translational order is prohibited at finite temperature by the Hohenberg-Mermin-Wagner theorem [43–46], although the orientational order may persist. Our conclusions do not rely on strict translational long-range order; rather, they concern the emergence of liquid-like transport within an ordered host through enhanced anharmonicity and spatially heterogeneous, string-like motion. Two-dimensional systems are therefore used primarily for clarity and visualization, while corresponding three-dimensional results are presented in the Supporting Information.

Microscopic Configurations and Sublattice Disorder

To investigate the microscopic dynamics of the two-dimensional host-carrier system, we employ model systems in which the host and carrier form stable crystals at low temperatures. The choice of such a system reflects the long-range nature of the interaction potential, analogous to the Coulomb force (see “Materials and Methods” for details). Under these conditions, low-density carriers naturally organize into ordered patterns at low temperatures, forming a well-defined crystalline state. As the temperature increases, the host lattice remains crystalline while the carrier sublattice progressively melts. This configuration provides a mechanically stable reference state from which the subsequent thermal evolution and melting processes can be systematically explored, ensuring that the high-temperature dynamics originate from physically meaningful particle arrangements established at low temperatures.

Figure 1 illustrates the structural framework underpinning our model. The host and carrier particles interact through non-additive pair potentials that define distinct effective length scales, as summarized in Fig. 1A. At low temperature (Fig. 1B), these interactions stabilize a crystalline arrangement in which carriers occupy well-defined interstitial positions within the host lattice—a reference configuration from which all subsequent temperature-dependent transformations are analyzed. To provide a broader picture, Figs. 1C–F presents representative structural snapshots at different temperatures, where one can clearly observe the progressive loss of order. In the most stable, low-temperature state ($T = 0.30$ in Fig. 1C), both host and carrier particles exhibit a well-preserved crystalline symmetry. Upon heating, a sublattice melting transition emerges (Figs. 1D,E). At the lower bound of this regime ($T = 0.50$), partial disordering of the carrier sublattice is observed—regions of crystalline order coexist with melted domains—while the host lattice remains intact. At a higher temperature ($T = 2.00$), the carrier sublattice becomes fully disordered, yet the host lattice continues to preserve its

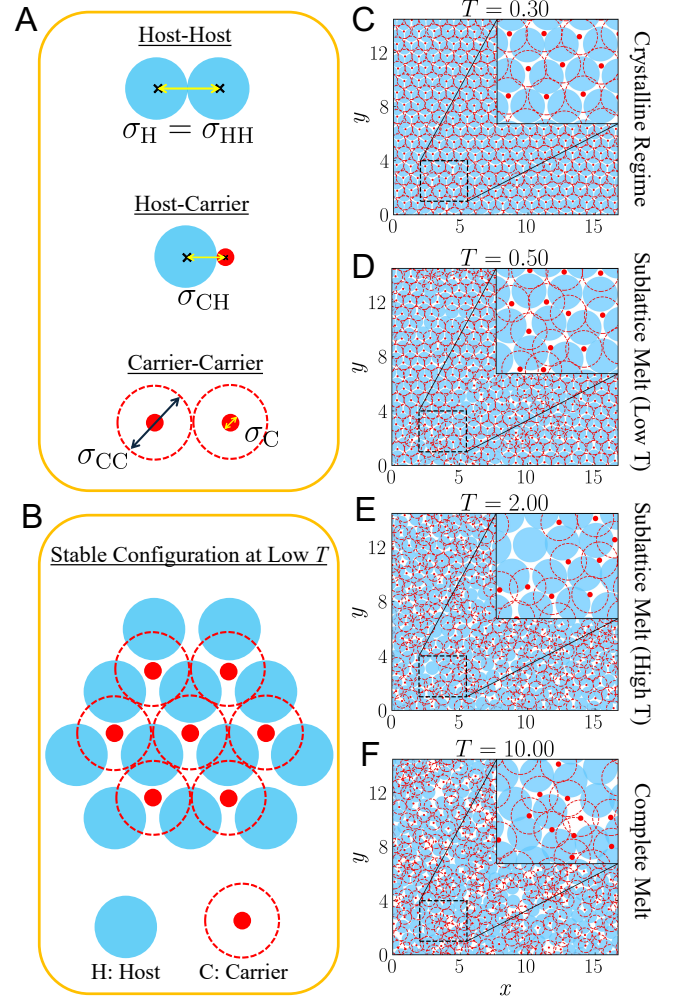


FIG. 1. **Structural representations of the host-carrier system:**(A) Schematic representation of the interaction scheme between interparticle pairs: the *host-host* interaction length is denoted as $\sigma_H = \sigma_{HH}$, the *host-carrier* interaction length as σ_{CH} , the non-additive interaction length σ_{CC} between *carrier-carrier* is represented by the red dotted line, and the *effective-carrier* interaction length is chosen to be σ_C (see Methods for more details). (B) Low-temperature configuration obtained using a Wigner-type interaction, illustrating the ordered host lattice (blue) with carrier particles (red) occupying energetically favorable interstitial sites. (C–F) Representative snapshot configurations illustrating crystalline, sublattice-melt, and fully molten states across increasing temperature (top to bottom). For clarity, each snapshot includes an inset highlighting a magnified region of the configuration, emphasizing local structural arrangements and carrier environments.

crystalline arrangement, indicating that both states lie within the sublattice melting regime where only the carrier network loses structural order. At sufficiently high temperatures ($T = 10.0$ in Fig. 1F), both host and carrier particles lose positional order, corresponding to complete melting of the system.

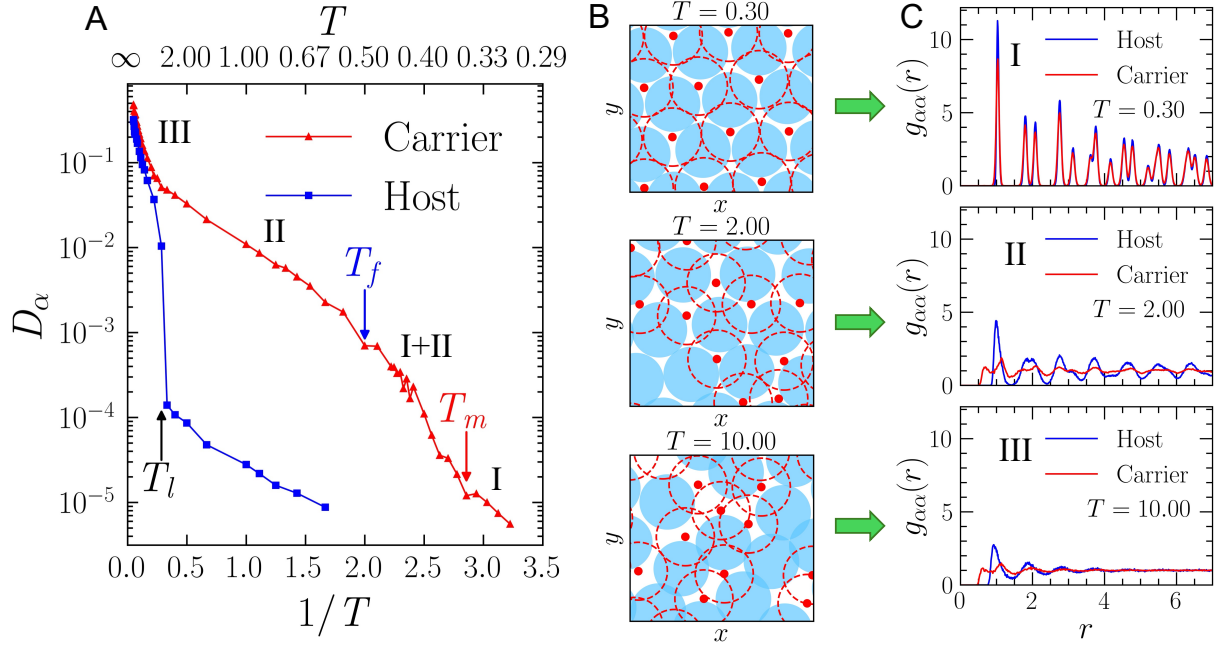


FIG. 2. **Selective sublattice melting and structural evolution:** (A) Schematic representation of the diffusivity D_α as a function of inverse temperature $1/T$, illustrating three distinct regimes: (I) crystalline, (II) sublattice melting, and (III) full melting. The characteristic temperatures T_m (~ 0.35), T_f (~ 0.50), and T_l (~ 3.50) are indicated, corresponding respectively to the onset of sublattice melting, the freezing of carrier motion, and the liquid-like regime. (B) Representative snapshots illustrating structural evolution across these regimes. (C) Radial distribution functions $g_{\alpha\alpha}(r)$ ($\alpha \in \{C, H\}$, where C : Carrier and H : Host) corresponding to each regime. Region II shows disordered carrier sublattice coexisting with ordered host lattice, evidencing selective carrier melting.

To quantify particle mobility and capture the key characteristics underlying this phenomenon, we computed the mean squared displacement (MSD) of the carrier and host particles separately (see Eq. 4 in Materials and Methods and Fig. 4A). The long-time diffusive behavior of the MSD was then used to calculate the self-diffusion coefficient D_α using the Einstein relation (see Eq. 5 in Materials and Methods for more details). This analysis was performed separately for both carrier and host particles, allowing us to directly compare their respective mobilities and the influence of temperature on their transport dynamics. In Fig. 2A, we identify four distinct Arrhenius slopes that correspond to different dynamical regimes: (I) a narrow crystalline regime; (I+II) an intermediate, metastable coexistence regime characterized by partial disordering of the carrier sublattice, where melted and crystalline carrier regions coexist and gradually disappear as the system approaches the full sublattice-melting point T_f (~ 0.50); (II) broad sublattice-melting region, and (III) a complete melting regime where both particle types are fully disordered (referred by the starting point T_l (~ 3.50)). In regime (I), the carrier diffusivity exhibits an Arrhenius slope comparable to that of the host, consistent with activated single-particle hopping. By contrast, the two-order-of-magnitude enhancement of carrier diffusivity in regime

(II) signals the onset of collective motion, involving correlated groups of carriers rather than independent hops. Despite this large increase in mobility, the carrier diffusivity across region (II) does not show a sharp discontinuity, whereas the host diffusivity displays a pronounced jump near region (III), indicative of a first-order melting transition. These findings are in good agreement with previous experimental observations that reported similar melting signatures in related systems [16, 47]. A direct comparison between our model predictions and available experimental trends is provided in the Supporting Information. To further clarify the microscopic origin of the high-temperature transport behavior, we analyze the carrier dynamics well above the host melting point in the Supporting Information for the three-dimensional system. There we show that carrier size has a pronounced impact on transport, especially in the high-temperature regime. While an activated Arrhenius behavior associated with carrier sublattice melting is already present, a key new feature emerges for systems with comparatively larger carriers: at elevated temperatures, the diffusivity exhibits a second Arrhenius regime, which follows the activated form $D = D_0 \exp(-E_a/k_B T)$, and is directly associated with the onset of host-lattice melting and reflects a distinct, host-controlled activation process (see Supporting Information for details). At still higher

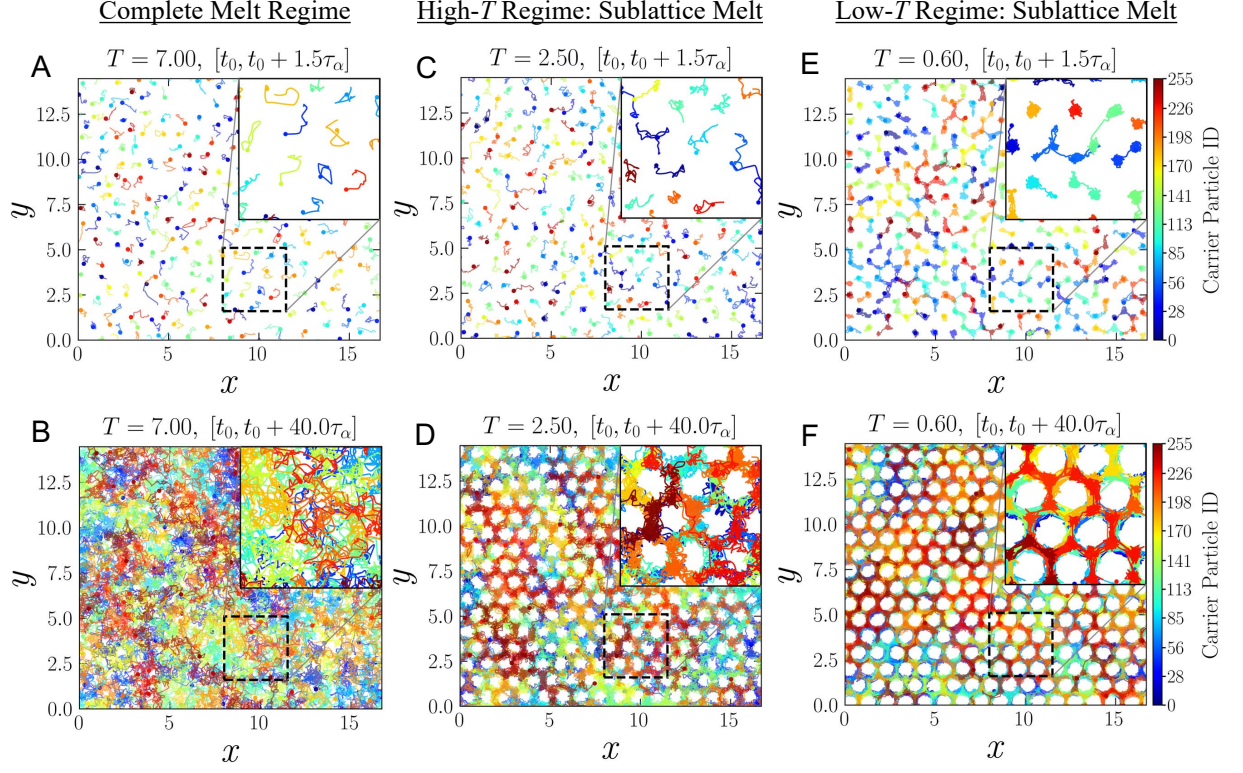


FIG. 3. **Trajectory of carriers at different time intervals and temperature regimes:** Panels (A–F) show carrier trajectories within region II-III of the diffusion plot (as shown in Fig. 2), corresponding to the sublattice melting regime. Panels (A, B) present trajectories at the melting temperature of host within region III, beyond the sublattice melting regime, while panels (C, D) correspond to the higher-temperature side of the sublattice melting regime (region II). Panels (E, F) illustrate more heterogeneous behavior in the trajectories on the lower-temperature side of region II. Results are shown for packing fraction $\varphi = 0.85$. Particle identities are color-coded as indicated by the accompanying colorbar.

temperatures, once the host lattice becomes fully disordered, transport crosses over to a kinetic regime characterized by a rapid, simple liquid-like increase of diffusivity consistent with the Einstein relation $D = (k_B T / \xi_{\text{eff}})$. This sequence of regimes demonstrates how increasing the carrier size qualitatively separates carrier- and host-controlled activation processes.

To aid the interpretation of the transport regimes, Fig. 2B shows magnified cross-sectional views at representative temperatures ($T = 0.30$, 2.00 , and 10.00), corresponding to the crystalline, sublattice-melted, and fully molten states already discussed in Figs. 1C, E, F. These views highlight the progressive loss of order in the carrier sublattice while the host lattice remains intact in the sublattice-melting regime, followed by complete disordering of both components at high temperature.

To quantitatively characterize these structural correlations, we calculate the radial distribution function (RDF), $g_{\alpha\alpha}(r)$, for both carrier and host particles (see Eq. 3 in Materials and Methods). As shown in Fig. 2C, the RDF exhibits sharp periodic peaks at low temperature (region I), reflecting the long-range crystalline order of both the host and the carrier particles. In the in-

termediate regime (region II), the contrast becomes evident: the RDF of the host particles retains pronounced peaks even at very high temperatures (e.g., $T = 2.00$), while that of the carriers broadens into liquid-like correlations, corroborating the sublattice melting identified from the snapshots. At high temperatures (region III), both sublattices lose positional order, and the RDFs of hosts and carriers display the characteristic liquid-like structure with damped oscillations. A detailed analysis of the temperature evolution of the carrier and host RDFs, including the emergence of excess short-range features associated with activated carrier hopping, is provided in the Supporting Information.

Dynamical Heterogeneity in Solid Ionics

While our earlier analyses suggest that the system might exhibit significant dynamical heterogeneity, a direct visualization offers deeper insight. To this end, we trace the trajectories of representative carrier particles within the host lattice and map their motion across distinct time windows and temperature regimes. Figure 3

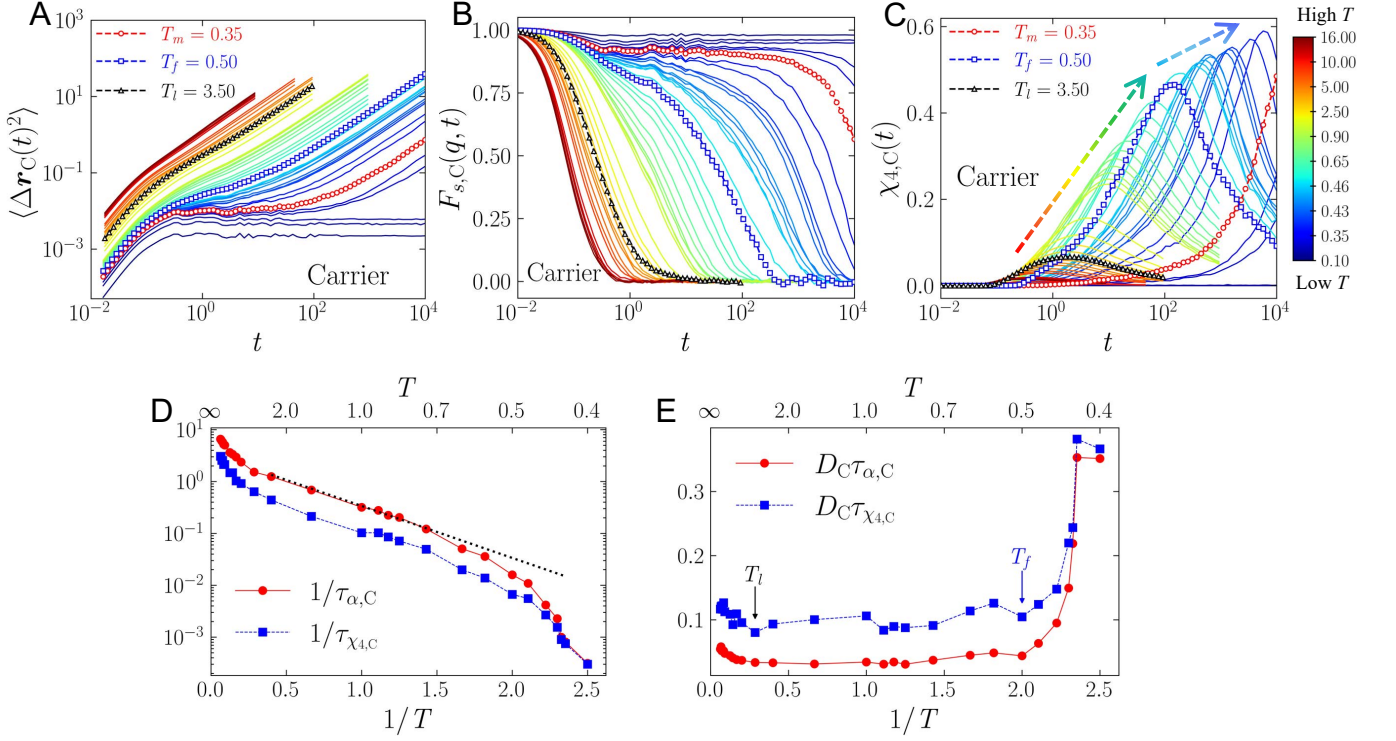


FIG. 4. **Microscopic dynamics and quantify the extent of dynamical heterogeneity:** (A-C) Carrier dynamics are characterized by the mean-squared displacement (MSD), the self-intermediate scattering function $F_{s,C}(q, t)$, and the four-point susceptibility $\chi_{4,C}(t)$ for the system of packing fraction $\varphi = 0.85$ at different temperatures (please see the top color bar). The characteristic temperatures T_m (~ 0.35), T_f (~ 0.50), and T_l (~ 3.50)—marking the onset of sublattice melting, the freezing of carrier motion, and the liquid-like regime, respectively—are indicated by red circles, blue squares, and black triangles connected with dotted lines. (D-E) Inverse-temperature dependence of the Stokes-Einstein (SE) ratios $D_C\tau_{\alpha,C}$ and $D_C\tau_{\chi_{4,C}}$, highlighting pronounced SE violation at low temperatures (E). A guideline in (D) emphasizes the slope change near the sublattice-melting transition.

presents the carrier trajectories at representative temperature regimes, illustrating the evolution of dynamic behavior across the sublattice melting transition. At high temperatures like $T = 7.0$ (see Figs. 3A–B), both the host lattice and the carrier sublattice are completely melted. Consequently, the trajectories exhibit homogeneous motion at both short ($t = 1.50\tau_\alpha$) and long ($t = 40.00\tau_\alpha$) time windows, where τ_α denotes the structural relaxation time corresponding to each temperature. Upon lowering the temperature (Figs. 3C–D), close to but still above the sublattice melting regime, the short-time trajectories remain homogeneous, while at longer times, a distinct honeycomb-like pattern emerges. This pattern reflects the re-establishment of long-lived structural correlations within the host lattice, indicating that the underlying crystalline framework remains dynamically stable even on extended time scales. The most intriguing behavior appears near the onset of the sublattice melting transition (Fig. 3E). In this intermediate regime, the system exhibits clear signs of dynamical heterogeneity. As seen more clearly in the inset of Fig. 3E, certain carriers undergo collective melting and diffuse along

interconnected pathways, while others remain temporarily trapped within their local potential wells, unable to hop to neighboring sites. The coexistence of these mobile and immobile regions gives rise to a heterogeneous spatial distribution of dynamics, where the carrier trajectories align with the underlying hexagonal lattice, forming a pronounced honeycomb-like network. This observation confirms that near the sublattice melting transition, the dynamics are governed by spatially correlated heterogeneous motion, characteristic of cooperative rearrangements in partially ordered systems.

To elucidate the microscopic dynamics and quantify the extent of dynamical heterogeneity in the system, we analyzed several dynamic observables across different temperature regimes, as summarized in Fig. 4. The panels A–C respectively show the mean squared displacement (MSD) of the carrier particles, the self-intermediate scattering function $F_{s,C}(q, t)$ (see Eq. 6 in the Materials and Methods), and the four-point susceptibility $\chi_{4,C}(t)$ (see Eq. 10 in the Materials and Methods). For reference, three characteristic temperatures— T_m (~ 0.35), T_f (~ 0.50), and T_l (~ 3.50)—identified from the diffusiv-

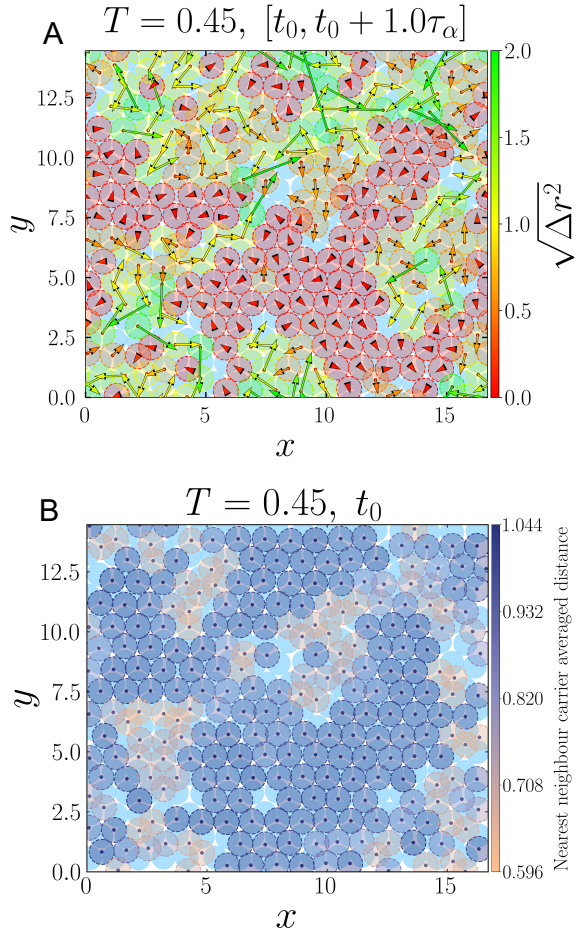


FIG. 5. Interplay between dynamic and static heterogeneity near the sublattice-melting point: (A) Spatial map of mean square displacement over $t \in [t_0, t_0 + \tau_\alpha]$ at $T = 0.45$, showing coexisting liquid-like and immobile crystalline domains. Displacement vectors in (A) further reveal string-like cooperative motion and hopping pathways within liquid-like regions, contrasted with localized, heterogeneous vibrations in crystallized domains. (B) Static configuration at t_0 , coloured by nearest carrier-carrier distance, revealing anharmonic regions that align with the dynamically mobile zones in (A). Together, the two panels show that dynamical heterogeneity emerges from underlying static distortions of the carrier sublattice.

ity behavior in Fig. 2, are marked in all panels. These represent, respectively, the onset of sublattice melting, the freezing of carrier motion, and the liquid-like regime.

The MSD data [Fig. 4A] reveal that at low temperatures near T_m , particles exhibit pronounced caged motion, which gradually weakens with increasing temperature and eventually dissolves above T_f , leading to fully diffusive dynamics. Correspondingly, the self-intermediate scattering function $F_{s,C}(q, t)$ [Fig. 4B] exhibits the emergence of a plateau around T_f , signaling slow structural relaxation associated with carrier localization. At higher temperatures, $F_{s,C}(q, t)$ decays rapidly

without any plateau, consistent with liquid-like mobility.

The four-point susceptibility for carriers $\chi_{4,C}(t)$ in Fig. 4C captures the growth and suppression of correlated dynamics [35, 36, 48]. At low temperatures, pronounced peaks indicate long-lived collective motion within the ordered sublattice. As the system approaches T_f , these peaks sharpen, reflecting enhanced spatial correlation of particle motion. Below T_f , $\chi_{4,C}(t)$ broadens further, signifying the coexistence of mobile and immobile regions. In contrast, as the temperature rises toward the melting regime, the peak amplitude of $\chi_{4,C}$ drops abruptly, revealing the loss of persistent correlations as the sublattice destabilizes. This sudden suppression marks the transition from heterogeneous to homogeneous relaxation. Hence, the nonmonotonic evolution of $\chi_{4,C}(t)$ —growth near freezing followed by a sharp decline at melting—serves as a microscopic signature of the sublattice melting transition.

To probe the connection between microscopic dynamics and transport, we examined the inverse relaxation times, $1/\tau_{\alpha,C}$ and $1/\tau_{\chi_{4,C}}$, as a function of inverse temperature $1/T$ [Fig. 4D] (see the Materials and Methods for the definition of these time scales). Both quantities exhibit nearly Arrhenius behavior at high temperatures, but deviate sharply near T_f , indicating the onset of heterogeneous dynamics consistent with the MSD, $F_{s,C}(q, t)$, and $\chi_{4,C}(t)$ results. In the Arrhenius regime, relaxation is governed by an approximately fixed activation barrier E_a , such that the characteristic relaxation time or diffusivity follows an Arrhenius law. This implies that particles cross comparable energy barriers irrespective of the instantaneous configuration of their neighbors, a hallmark of weakly correlated dynamics typical of normal liquids or dilute systems. However, near the sublattice melting transition, particle motion becomes increasingly cooperative. The system develops pronounced dynamical heterogeneity, where regions of mobile and immobile particles coexist, and structural relaxation requires collective rearrangements rather than isolated hopping events. As a result, the effective activation energy for relaxation, $E_{\text{eff}}(T)$, becomes temperature-dependent and generally increases upon cooling because larger clusters of particles must move collectively. This leads to a super-Arrhenius temperature dependence, $\tau_{\alpha,C} \propto \exp[E_{\text{eff}}(T)/k_B T]$, where $E_{\text{eff}}(T)$ increases as T decreases. The deviation from a linear behavior in an Arrhenius plot of inverse $\tau_{\alpha,C}$ versus $1/T$ therefore reflects the onset of collective dynamics. By contrast, purely local, single-particle hopping dynamics [39] would preserve a nearly constant activation barrier and thus Arrhenius behavior even near the transition. Accordingly, the emergence of correlated motion naturally implies a breakdown of the Stokes-Einstein (SE) relation.

The corresponding Stokes-Einstein ratios $D_C \tau_{\alpha,C}$ and $D_C \tau_{\chi_{4,C}}$ (Fig. 4E) remain nearly constant at high T ,

show a modest reduction near T_l , and increase sharply upon approaching T_f . This violation of the Stokes-Einstein relation is a hallmark of growing dynamical heterogeneity: structural relaxation slows markedly as correlated regions develop, whereas diffusion remains comparatively fast due to cooperative carrier motion. The resulting decoupling between diffusion and relaxation time scales becomes pronounced once heterogeneous dynamics are long-lived [49], signaling the onset of sublattice melting. While these signatures establish the presence of dynamical heterogeneity [37, 39] from a macroscopic transport perspective, they do not resolve its microscopic origin. To directly probe the spatial and temporal structure of heterogeneous carrier motion near T_f , we therefore examine particle-resolved displacements and local mobility patterns in Fig. 5.

To complement the dynamical observables discussed above, Figs. 5A-B presents direct evidence of how structural and dynamical heterogeneity emerge near the sublattice-melting transition. Fig. 5A maps the spatial distribution of particle mobility through $\sqrt{\Delta r^2}$ over the interval $[t_0, t_0 + \tau_\alpha]$ at $T = 0.45$, further enhanced by displacement-vector arrows whose length and colour encode the magnitude of particle motion. These arrows reveal not only the coexistence of liquid-like and immobile domains, but also the presence of *concerted hopping* events, manifested as string-like cooperative motion and correlated intermittent jumps within the mobile regions. Such collective displacements indicate that ion transport proceeds via cooperative rearrangements rather than independent single-particle hopping. Notably, enhanced mobility is also observed near the edges of crystallized domains, where a subset of particles transiently occupies interstitial positions, reflecting pronounced local fluctuations of the carrier environment. In contrast, the crystallized (red coloured) regions predominantly display short, irregular, and spatially heterogeneous displacement vectors, indicative of confined yet nonuniform vibrational dynamics. The corresponding static snapshot in Fig. 5B, coloured by the local carrier-carrier nearest-neighbour averaged distance, exhibits a strikingly similar spatial pattern: particles in locally compressed, liquid-like environments (peach coloured) are spatially collocated with the dynamically mobile regions identified in Fig. 5A, whereas particles in more expanded, ordered environments (navy blue coloured) coincide with dynamically frozen domains. Such a correspondence between structural softness and enhanced mobility closely parallels observations in glass-forming systems, where regions of local densification serve as loci of dynamic heterogeneity [37, 50]. The emergence of such spatial heterogeneity is consistent with the breakdown of carrier hyperuniformity upon approaching T_m , reflecting enhanced long-wavelength density fluctuations (see Supporting Information) [51]. Notably, the peach-colored regions correspond to carrier particles transiently occupying interstitial posi-

tions within the host lattice. As previously proposed for superionic AgI, transient occupation of interstitial sites leads to strongly anharmonic vibrational motion rather than simple harmonic oscillations about lattice sites [29]. The present observations therefore suggest that dynamic heterogeneity near sublattice melting is rooted in spatial variations of lattice softness and vibrational stability arising from interstitial carrier configurations. This directly motivates a quantitative analysis of lattice anharmonicity as the system approaches the sublattice-melting regime, which we pursue in the next section (Fig. 6).

Growth of anharmonicity near the sublattice melting point

To quantify the anharmonic vibrational state revealed above, we now turn to direct measures of lattice stability. We characterize the vibrational behavior of the system using the Lindemann index and the Debye-Waller factor, which capture deviations from harmonic motion and the progressive softening of the lattice. Then examine how variations in density regulate both the onset and the sharpness of sublattice melting. The resulting trends and their physical implications are discussed in the following sections.

The evolution of the Lindemann index and the Debye-Waller factor (see Materials and Methods) reveals a pronounced enhancement of anharmonicity as the system approaches the sublattice melting point (Fig. 6). Figs. 6A,B show the time evolution of the Lindemann index, $\gamma_{L,\alpha}(t)$, for the host and carrier particles at $\varphi = 0.85$. For the host lattice, $\gamma_{L,H}(t)$ exhibits a well-defined plateau reflecting harmonic vibrations within a stable crystal, followed by a rapid increase once $\gamma_{L,H}(t)$ exceeds the critical value $\gamma_{L,H}^c \simeq 0.048$, consistent with the conventional Lindemann criterion for lattice melting and close to previously reported critical values $\gamma_L^c \simeq 0.03$ for crystalline solids [52]. In contrast, $\gamma_{L,C}(t)$ for the carriers increases smoothly without a sharp transition, indicating that their fluctuations are governed by intrinsic anharmonic vibrations rather than by a structural instability.

The Debye-Waller factor, u_α^2 (see Materials and Methods), further quantifies this contrast in vibrational behavior [Fig. 6C]. For the host particles, u_H^2 increases linearly with temperature, $u_H^2 \propto T$, indicating that their dynamics are dominated by harmonic cage vibrations, as expected for an elastically stable lattice [53]. For the carriers, by contrast, u_C^2 exhibits a nonlinear temperature dependence of the form $u_C^2 = aT + bT^2$ [53], with the quadratic term bT^2 becoming increasingly pronounced near the onset of sublattice melting. Within standard statistical-mechanical descriptions of lattice vibrations, such nonlinear temperature dependence arises from anharmonic terms in the effective potential, signaling local softening and strongly non-harmonic carrier fluctuations

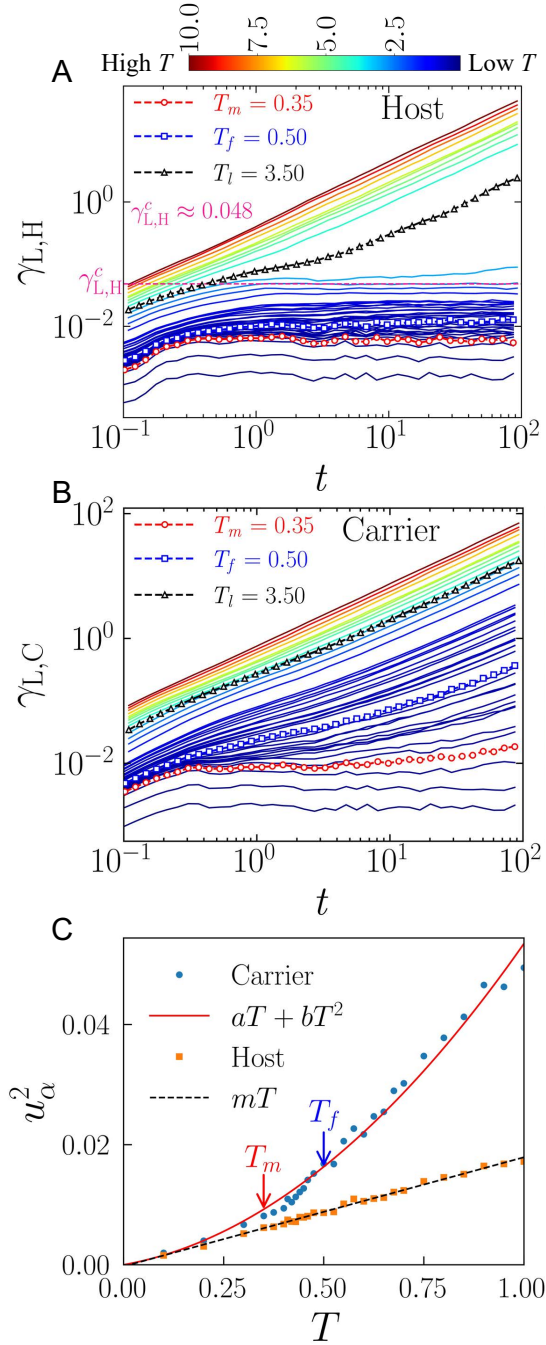


FIG. 6. Lindemann index and effect of anharmonicity: (A–B) Time evolution of the Lindemann factor for carriers and hosts at packing fraction $\phi = 0.85$. For the host lattice (A), the Lindemann factor shows a clear signature of lattice melting, while for the carriers (B) the growth is purely driven by anharmonic fluctuations rather than a melting transition. (C) Distinct anharmonic behavior is evident in the relative Debye-Waller factor: the host exhibits a linear dependence (black dotted line), indicating harmonic cage vibrations, whereas the carrier shows clear anharmonic effects (red solid line) with two distinct slopes, reflecting the increasing significance of nonlinear contributions near the onset of sublattice melting.

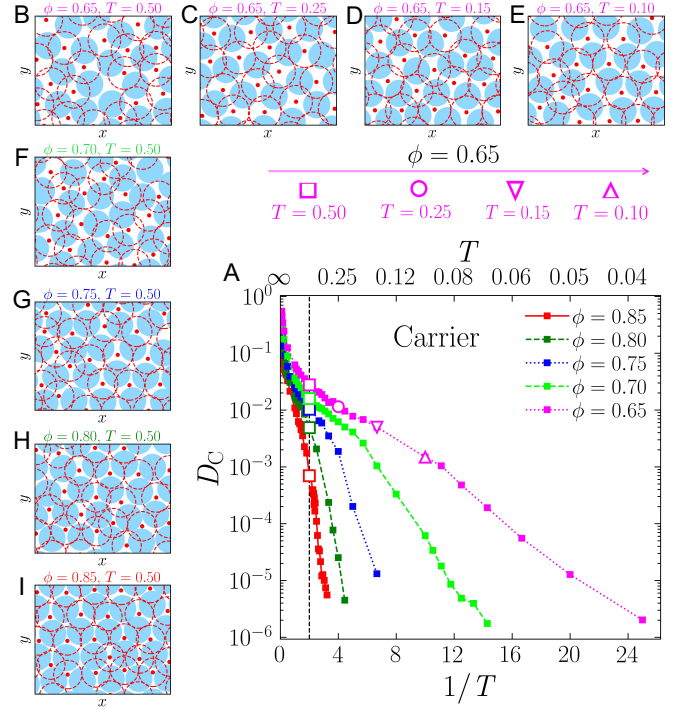


FIG. 7. Density dependence of the diffusivity: (A) Temperature dependence of diffusivity of carriers (D_C) as a function of inverse temperature ($1/T$) for different area packing fractions. The results demonstrate that tuning the packing density effectively controls the onset of sublattice melting. With decreasing packing fraction, the transition becomes smoother, and distinct slope changes are observed across the five packing cases, indicating different dynamical regimes. Panels (B–E) correspond to $\phi = 0.65$ at decreasing temperatures ($T = 0.500, 0.250, 0.150, 0.100$), showing progressive localization of carriers upon cooling. Panels (F–I) show configurations at $T = 0.500$ (follow the black dashed line in A) for increasing densities ($\phi = 0.70 - 0.85$), demonstrating how higher packing suppresses anharmonic carrier motion and stabilizes the ordered sublattice.

even while the host lattice remains elastically stable.

Together, these results demonstrate that anharmonicity increases continuously as the sublattice melting point is approached: the host retains harmonic, lattice-governed vibrations, whereas the carrier particles display pronounced nonlinear responses, reflecting the breakdown of harmonic confinement and the onset of dynamically heterogeneous motion.

Controlling the sublattice melting

We next examine how the onset of sublattice melting varies systematically with particle density (Fig. 7). The temperature dependence of the carrier diffusivity, D_C , for different packing fractions reveals that the melting behavior can be effectively tuned by density. As the packing fraction decreases, the transition becomes progressively

broad, and the crossover region between solid-like and fluid-like states extends over a wider temperature range. This behavior indicates that the structural coherence of the host lattice weakens continuously as the density is reduced.

Consistent with this trend, we further show that the carrier particles become increasingly anharmonic at lower densities (Figs. 7A–I). The broadening of the sublattice-melting regime thus directly correlates with the enhancement of carrier anharmonicity, demonstrating that these two phenomena are intrinsically linked. In particular, the density controls both the extent and sharpness of the transition, underscoring its pivotal role in governing the sublattice-melting process. Notably, even at the lowest examined density ($\varphi = 0.65$), a pronounced sublattice-melting region persists (Figs. 7B–E), with the carriers exhibiting liquid-like behavior even near room temperature. These findings provide fundamental insight into how sublattice melting can be deliberately induced or stabilized—potentially even at room temperature—through precise control of the packing density.

SUMMARY

We have investigated a minimal two-dimensional binary mixture model of a superionic conductor to disentangle three intertwined ingredients of fast ion transport—*sublattice melting*, *anharmonicity*, and *dynamic heterogeneity*—and to clarify how density governs their emergence. The model captures selective sublattice melting within a chemically agnostic, coarse-grained framework. Host (H) particles interact via short-range steric repulsion, forming a rigid lattice, whereas carrier (C) particles interact through much softer, long-range Wigner-type forces that promote collective delocalization. This asymmetry in interaction range naturally produces distinct melting temperatures for the two sublattices, enabling a selective carrier-melting phase where the host remains ordered while the carrier sublattice becomes fluidlike (Fig. 1). Brownian dynamics was used for equilibration, followed by long microcanonical molecular-dynamics simulations to capture intrinsic dynamics (see Materials and Methods).

Snapshots and radial distribution functions reveal clear *selective disordering*: the carrier sublattice loses positional order while the host remains crystalline (Figs. 1, 2). Diffusivity-temperature plots identify three regimes (Fig. 2A): (I) crystalline, (II) a broad *sublattice-melting* region with mobile carriers in an ordered host, and (III) full melting. Carrier diffusivity evolves smoothly across regime II, whereas the host shows a sharp discontinuity, consistent with a first-order transition (Fig. 2B,C). Carrier trajectories (Fig. 3) visualize these regimes. At high T , motion is homogeneous and isotropic. Within regime II, carriers move cooperatively along host-lattice-

aligned pathways forming transient honeycomb-like networks, while at lower T they exhibit heterogeneous motion, alternating between localized and collective migration. These patterns confirm that sublattice melting arises from correlated, anharmonic motion rather than uncorrelated hopping.

Time-correlation analyses quantify these dynamics (Fig. 4). The mean-squared displacement and self-intermediate scattering function reveal transient caging and stretched-exponential relaxation, marking cooperative slow dynamics. The four-point dynamic susceptibility $\chi_{4,\alpha}(t)$ peaks near the freezing side of regime II, indicating growing spatial correlations, and collapses in the liquid phase, signifying a crossover from heterogeneous to homogeneous relaxation. The Stokes-Einstein ratios for carriers $D_C\tau_{\alpha,C}$ and $D_C\tau_{\chi_4}$ deviate strongly near the transition, confirming a breakdown of single-particle transport and the emergence of collective, anharmonic dynamics.

Spatially resolved mobility maps reveal pronounced dynamic heterogeneity near the sublattice-melting transition (Fig. 5A). Carriers segregate into coexisting mobile and immobile domains, with string-like cooperative displacements and correlated hopping events indicating collective, rather than single-particle, transport. Enhanced mobility preferentially appears near the boundaries of crystallized regions, where particles transiently occupy interstitial positions. The corresponding static snapshots (Fig. 5B) demonstrate a strong correspondence between local structural softness and mobility: dynamically active regions coincide with locally compressed, liquid-like environments, while dynamically frozen regions remain structurally ordered. This spatial correlation parallels dynamic heterogeneity in glass-forming systems and implicates *anharmonic lattice distortions* as the *microscopic origin of heterogeneous carrier dynamics* near sublattice melting.

The *Lindemann index* and *Debye-Waller factor* link these dynamical changes to local vibrations (Fig. 6). For hosts, $u_H^2 \propto T$, consistent with harmonic motion; for carriers, $u_C^2 = aT + bT^2$, where the quadratic term dominates near sublattice melting, evidencing enhanced anharmonicity even in an elastically stable host. Finally, varying the packing density tunes the onset and sharpness of sublattice melting (Fig. 7). Lower density broadens regime II and strengthens carrier anharmonicity, demonstrating that density controls both the range and cooperativity of the transition by reshaping the local energy landscape.

Together, these results provide a unified microscopic picture linking order-disorder dynamics, anharmonic vibrations, and dynamical heterogeneity. Unlike conventional mean-field or single-particle hopping descriptions, which assume independent ion motion in a fixed lattice potential, our model reveals that fast ionic transport emerges from collective, anharmonic rearrangements con-

strained by the crystalline host. This cooperative mechanism naturally couples local vibrational softening to large-scale sublattice disorder, bridging the gap between microscopic lattice dynamics and macroscopic transport. These insights suggest that *sublattice melting can be engineered—potentially even at ambient conditions—via density control*, offering design principles for robust, high-conductivity solid electrolytes. The roles of dimensionality and carrier size in shaping transport behavior are examined in detail in the Supporting Information.

DISCUSSIONS

While the present model captures the essential physics of sublattice melting, several directions remain for future exploration. To rigorously validate the microscopic mechanism proposed here, it is crucial to connect this coarse-grained framework with first-principles descriptions. *Ab initio* molecular dynamics and lattice-dynamical analyses could quantify anharmonic phonon modes, identify soft vibrational branches, and map potential-energy landscapes in representative ionic conductors such as AgI, PbF₂, and Na₃PS₄. Comparing the temperature dependence of the Debye-Waller factors and Lindemann indices obtained from first-principles simulations with those derived in this study would establish a direct correspondence between lattice-level anharmonicity and emergent sublattice disorder. Furthermore, electronic-structure analyses could elucidate how bonding characteristics, ionic radii, and mass asymmetry govern the selective instability of carrier sublattices.

Experimentally, our findings offer clear guidelines for materials design. In real systems, the effective density—or equivalently, the lattice volume or chemical pressure—can be tuned through compositional substitution, strain, or external pressure. We predict that reducing the effective density broadens the sublattice-melting regime and enhances carrier anharmonicity, implying that low-density or expanded-lattice phases may exhibit sublattice melting near room temperature. Advanced X-ray or neutron scattering measurements of the Debye-Waller factor could directly test the predicted crossover from harmonic to anharmonic behavior, while Raman and quasielastic neutron spectroscopy could probe phonon softening and correlated ionic motion for quantitative comparison with simulation.

In conclusion, this study provides a quantitative and conceptual framework that bridges phenomenological modeling with an atomistic understanding of sublattice melting. Unlike conventional mean-field or single-ion hopping descriptions—which treat ionic transport as independent motion in a static potential—our results reveal that fast ion conduction arises from *collective, anharmonic, and density-dependent* dynamics constrained by the crystalline host. This cooperative mechanism uni-

fies order-disorder transitions, vibrational anharmonicity, and dynamical heterogeneity within a single physical picture, offering a microscopic foundation for interpreting nonlinear transport behaviors observed in superionic conductors. Combining first-principles simulations with controlled experiments will be essential to verify the universality of these mechanisms and translate them into design principles for next-generation, room-temperature solid electrolytes.

METHODS

Molecular dynamics simulation codes were developed in C++, and post-processing, analysis, and figure generation were carried out using Python scripts with Matplotlib [54] and OVITO [55].

Simulations

To reproduce the essential physics of sublattice melting within a minimal and chemically agnostic framework, we impose distinct interaction types on the two species. The host particles interact through short-range steric repulsion, forming a mechanically rigid crystalline framework, whereas the carrier particles experience a much softer, effectively long-range Wigner-type interaction that promotes collective delocalization within the host lattice. This asymmetry in interaction range and stiffness naturally yields widely separated melting temperatures for the two sublattices, enabling the emergence of a selective carrier-melting phase in which the carrier sublattice becomes fluidlike while the host lattice remains ordered.

To place our approach in context, prior studies of superionic conductors have shown that ion transport and sublattice-selective melting can emerge from relatively simple interaction schemes. In tunnel-type solids, a balance of Coulombic, polarization, and short-range repulsive forces governs the off-axis migration pathways and activation barriers of mobile ions, producing size-selective mobility [56]. Likewise, it has been demonstrated that the superionic behaviour of α -AgI can be captured using only Coulombic and soft-core repulsive interactions, with an ordered anion sublattice coexisting alongside a highly delocalized cation sublattice [57]. These works highlight that coarse-grained molecular dynamics with simplified but physically motivated interactions can reproduce essential features of ion-conducting phases. Our model follows this spirit but adopts an even more generalized, chemically agnostic formulation, retaining the core interplay between host confinement and carrier delocalization while avoiding system-specific assumptions.

To this end, we consider a two-dimensional binary mixture comprising a total of $N = 512$ particles, with equal numbers of host ($N_H = 256$) and carrier ($N_C = 256$)

species. As shown in Fig. 1, the initial configuration of the binary mixture is constructed in a hexagonal packing arrangement, where the host particles define the underlying lattice and the carriers are distributed within the interstitial sites. The interparticle interactions are modeled using the Weeks-Chandler-Andersen (WCA) potential, a truncated and shifted form of the Lennard-Jones potential, as detailed in the following.

For a pair of particles i and j separated by a distance $r_{ij} = |\mathbf{r}_i - \mathbf{r}_j|$, the interaction potential is given by

$$U = \sum_{\langle i,j \rangle} U_{ij}(r_{ij}),$$

$$U_{ij}(r_{ij}) = \begin{cases} 4\epsilon_{ij} \left[\left(\frac{\sigma_{ij}}{r_{ij}} \right)^{12} - \left(\frac{\sigma_{ij}}{r_{ij}} \right)^6 \right] + \epsilon_{ij}, & r_{ij} \leq r_c, \\ 0, & r_{ij} > r_c. \end{cases} \quad (1)$$

where σ_{ij} is the effective particle diameter for the interacting pair and ϵ_{ij} sets the energy scale. The cutoff distance $r_c = 2^{1/6}\sigma_{ij}$ ensures that the potential is purely repulsive. In our simulation, we use σ_H , ϵ_{HH} , m_H , and $\sqrt{m_H\sigma_H^2/\epsilon_{HH}}$ as units of length, energy, mass, and time, respectively.

The interaction parameters ($\sigma_{ij}, \epsilon_{ij}$) for all pairs of particles are summarized in Table I. See Fig. 1 for detailed visualization. The host-host (HH) and carrier-host (CH) interactions are defined with a common energy scale $\epsilon_{ij} = 1.0$, whereas the carrier-carrier (CC) interaction is deliberately chosen to be much weaker, $\epsilon_{CC} = 10^{-3}$. This parametrization effectively suppresses direct mutual exclusion between carriers and instead promotes collective, long-range-mediated dynamics within the confining host lattice. The physical motivation for this choice follows earlier modeling strategies in which mobile ions interact through weak, extended interactions that encode long-range correlations rather than explicit short-range repulsion [6, 57]. In contrast to those works, however, we do not introduce explicit charge-specific Coulomb interactions. Instead, *we employ a non-additive, long-range interaction in a minimal form*, designed to capture the essential collective effects of carrier motion while remaining chemically agnostic.

Remarkably, despite this simplification, the model robustly reproduces key phenomenology associated with superionic behavior, including selective sublattice melting and strongly heterogeneous carrier dynamics. This demonstrates that explicit electrostatics are not a prerequisite for sublattice melting, which instead emerges as a collective phenomenon governed by lattice softness

TABLE I. Model parameters used in the simulations.

| $N_C:N_H$ | m_C | m_H | ϵ_{CC} | ϵ_{HH} | ϵ_{CH} | σ_C | σ_H | σ_{CH} |
|-----------|-------|-------|-----------------|-----------------|-----------------|------------|------------|---------------|
| 1:1 | 1.0 | 1.0 | 0.001 | 1.0 | 1.0 | 0.154 | 1.0 | 0.577 |

TABLE II. Variation of simulation box parameters with area packing fraction φ .

| φ | $a_{L\text{-space}}$ | σ_{CC} | L_x | L_y |
|-----------|----------------------|---------------|---------|---------|
| 0.85 | 1.0440 | 1.0440 | 16.7040 | 14.4661 |
| 0.80 | 1.0773 | 1.0773 | 17.2362 | 14.9270 |
| 0.75 | 1.1126 | 1.1126 | 17.8016 | 15.4166 |
| 0.70 | 1.1516 | 1.1516 | 18.4256 | 15.9570 |
| 0.65 | 1.1951 | 1.1951 | 19.1216 | 16.5598 |

and long-range correlations among mobile carriers.

The lattice spacing $a_{L\text{-space}}$, effective carrier size σ_{CC} , and the corresponding box dimensions (L_x, L_y) for the two-dimensional system at different area packing fractions φ are summarized in Table II.

We employed both underdamped Brownian dynamics (BD) and Newtonian molecular dynamics (MD) to evolve the binary mixture. During the initial equilibration stage, the system was evolved under underdamped Langevin dynamics,

$$m_i \frac{d\mathbf{v}_i}{dt} = -\zeta \mathbf{v}_i - \nabla_i U + \boldsymbol{\eta}_i(t), \quad (2)$$

where ζ is the damping coefficient and $\boldsymbol{\eta}_i(t)$ is a Gaussian white noise term with zero mean: $\langle \boldsymbol{\eta}_i(t) \rangle = \mathbf{0}$ and the variance $\langle \boldsymbol{\eta}_i(t) \otimes \boldsymbol{\eta}_j(t') \rangle = 2k_B T \zeta \delta_{ij} \delta(t - t') \mathbf{1}$ due to fluctuation dissipation theorem and $\mathbf{1}$ denotes the unit matrix. BD simulations were propagated for 2×10^6 steps with timestep $\Delta t_{BD} = 0.001$, corresponding to a total equilibration time $t_{BD} = 2 \times 10^3$. After equilibration, the system was switched to microcanonical molecular dynamics (NVE ensemble) to follow the Hamiltonian evolution. MD simulations were performed for the 1×10^8 steps with the time step $\Delta t_{MD} = 0.0001$, corresponding to a total production run length $t_{MD} = 1 \times 10^4$.

In both stages, the system of N particles was propagated for sufficiently long times to ensure equilibration and statistical averaging. Brownian dynamics ensured relaxation into equilibrium configurations, whereas subsequent NVE molecular dynamics enabled the study of intrinsic dynamical processes without thermostating.

Finally, to assess the quantitative validity of the minimal model beyond qualitative phenomenology, we directly compared the carrier diffusivity obtained from simulations at packing fraction $\varphi = 0.70$ with experimental diffusion data for β -alumina [22] in the Arrhenius regime associated with sublattice melting (see Supplementary Information for more details). By collapsing the Arrhenius portions of the simulated and experimental diffusivity curves, we extract an effective activation scale $\varepsilon/k_B = 1264.3$ K and a transport prefactor $a^2/\tau_0 = 2.05 \times 10^{-5}$ cm² s⁻¹. Details of the fitting procedure, scaling, and physical interpretation of these parameters are provided in the Supplementary Information.

Radial distribution function

The pair distribution function (PDF) of particles of type $\alpha \in \{C, H\}$ (carrier or host) is defined [58] as

$$g_{\alpha\alpha}(\mathbf{r}) = \frac{1}{\rho_\alpha N_\alpha} \left\langle \sum_{j \neq k, j, k \in \alpha} \delta(\mathbf{r} - \mathbf{r}_j + \mathbf{r}_k) \right\rangle, \quad (3)$$

where $\rho_\alpha = N_\alpha/(L_x L_y)$ is the number density of particle of species α and N_α is the number of particles of species α . The radial distribution function (RDF), $g_{\alpha\alpha}(r)$, was obtained by averaging the PDF over all angular directions. This function quantifies the local structural correlations within each particle species and provides a measure of the characteristic interparticle spacing and short/long-range order.

Mean squared displacement

The mean squared displacement (MSD) of particles of type $\alpha \in \{C, H\}$ (carrier or host) was computed as [59]

$$\langle \Delta \mathbf{r}_\alpha(t)^2 \rangle = \frac{1}{N_\alpha} \sum_{j \in \alpha} \left\langle [\mathbf{r}_j(t+t_0) - \mathbf{r}_j(t_0)]^2 \right\rangle. \quad (4)$$

At long times, the MSD exhibits diffusive behavior, from which the self-diffusion coefficient D_α is determined as

$$\langle \Delta \mathbf{r}_\alpha(t)^2 \rangle \sim 4D_\alpha t. \quad (5)$$

This analysis was conducted separately for the carrier and host species, allowing a direct comparison of their respective mobilities and of the temperature dependence of their transport dynamics.

Self-intermediate scattering function

The self-intermediate scattering function of particles of type C (carrier) was calculated as [58, 60]

$$F_{s,C}(q, t) = \frac{1}{N_C} \sum_{j \in C} \left\langle \exp[i\mathbf{q} \cdot (\mathbf{r}_j(t+t_0) - \mathbf{r}_j(t_0))] \right\rangle, \quad (6)$$

where \mathbf{q} is the wave vector, whose magnitude was chosen to correspond to the characteristic length scale of the host particles, i.e., near the first peak of the static structure factor. Relaxation dynamics was characterized by monitoring the temporal decay of $F_{s,C}(q, t)$. The structural relaxation time $\tau_{\alpha,C}$ was determined by fitting $F_{s,C}(q, t)$ to the Kohlrausch-Williams-Watts (KWW) function,

$$F_{s,C}(q, t) \sim A \exp\{-[t/\tau_{\alpha,C}]^\beta\}, \quad (7)$$

where A and β are the fitting parameters that represent the amplitude and stretching exponent, respectively.

This analysis was performed independently for the carrier and host species, allowing a direct comparison of their microscopic relaxation behaviors and the temperature dependence of their dynamical responses.

Four-point dynamic susceptibility

To quantify dynamic heterogeneity consistent with our analysis of $F_{s,\alpha}(q, t)$, we evaluated the four-point dynamic susceptibility [39, 44, 48] for particles of type $\alpha \in \{C, H\}$ using the self-overlap order parameter. The single-particle overlap is defined as

$$w_j^{(\alpha)}(t_0+t, t_0) \equiv \Theta(a - |\mathbf{r}_j(t_0+t) - \mathbf{r}_j(t_0)|), \quad (8)$$

where $\Theta(\cdot)$ is the Heaviside step function and a is a microscopic cutoff that sets the cage scale. Unless otherwise noted, we set $a = a_{L\text{-space}}/(2\sqrt{3})$, a geometric threshold corresponding to half the nearest-neighbor spacing in the host lattice, ensuring that the overlap function probes cage-breaking displacements on the host lattice length scale.

The species-resolved (self) overlap is

$$Q_\alpha(t) = \sum_{j \in \alpha} w_j^{(\alpha)}(t_0+t, t_0), \quad (9)$$

with averages taken over t_0 (multiple time origins) and independent trajectories. The four-point dynamic susceptibility is then obtained from the variance of $Q_\alpha(t)$ as

$$\chi_{4,\alpha}(t) = \frac{V}{N_\alpha^2 k_B T} \left(\langle Q_\alpha(t)^2 \rangle - \langle Q_\alpha(t) \rangle^2 \right). \quad (10)$$

In reporting $\chi_{4,\alpha}(t)$, we highlight characteristic time: the peak time τ_{χ_4} that maximizes $\chi_{4,\alpha}(t)$. All quantities were computed separately for carrier and host particles to compare the species-resolved growth of dynamic correlations and their temperature dependence.

Lindemann index

To quantify species-resolved local relative fluctuations in particle positions, we computed the two-dimensional Lindemann index [30, 53, 61–65] $\gamma_{L,\alpha}(t)$ for each component $\alpha \in \{C, H\}$ (carrier or host). Following the definition of the relative displacement between particles j and k ,

$$\mathbf{u}_{jk}(t) = [\mathbf{r}_j(t) - \mathbf{r}_k(t)] - [\mathbf{r}_j(0) - \mathbf{r}_k(0)], \quad (11)$$

the Lindemann index for each species is defined as

$$\gamma_{L,\alpha}(t) = \frac{1}{N_\alpha} \sum_{j \in \alpha} \frac{1}{n_j} \sum_{k \in \alpha, \text{ n.n.}(j)} \frac{\langle |\mathbf{u}_{jk}(t)|^2 \rangle}{a_{L\text{-space}}^2}. \quad (12)$$

Here, $\text{n.n.}(j)$ denotes the set of first-nearest-neighbor host particles surrounding particle j . The integer n_j is the coordination number of particle j , determined from the first minimum of the host-host radial distribution function. The Lindemann index $\gamma_{L,\alpha}(t)$ thus measures the relative amplitude of the local vibrational motion of α particles with respect to their nearest-neighbor distances on the host-particle length scale. This function was computed independently for carrier and host particles, allowing direct comparison of their local structural stability and the temperature dependence of their relative fluctuations.

Debye-Waller factor

The Debye-Waller factor quantifies the amplitude of vibrational motion in the caged regime and is closely related to the plateau value of the Lindemann index. For each species $\alpha \in \{\text{C}, \text{H}\}$ (carrier or host), we define

$$u_\alpha^2 = \gamma_{L,\alpha}(t_p), \quad (13)$$

where $\gamma_{L,\alpha}(t_p)$ denotes the value taken at the characteristic turning time t_p between the ballistic and diffusive regimes. This time marks the cage-confinement timescale at which both the mean-squared displacement and $\gamma_{L,\alpha}(t)$ exhibit a transient plateau. For host particles ($\alpha = \text{H}$), u_H^2 corresponds directly to the plateau height of $\gamma_{L,\text{H}}(t)$. For carrier particles ($\alpha = \text{C}$), the plateau is less pronounced due to stronger anharmonicity; accordingly, u_C^2 is evaluated at the same t_p to represent their effective vibrational amplitude. This definition enables a consistent comparison of Debye-Waller factors between the two species and provides a microscopic proxy for the local stiffness of their respective environments. If $u_\alpha^2 \propto T$ holds, the dynamics in that regime can be regarded as effectively harmonic.

Three-dimensional simulations

To assess the robustness of the observed phenomenology against dimensionality, we performed complementary three-dimensional molecular dynamics simulations using a model constructed according to the same physical principles as the two-dimensional system. In particular, the interaction hierarchy, mass ratios, and relative size asymmetry between host and carrier species were kept identical to those employed in two dimensions, ensuring that any qualitative differences arise solely from dimensionality.

The initial configuration was generated on a three-dimensional *face-centered-cubic*-like lattice composed of alternating host and carrier particles along all three spatial directions. The simulation box consisted of a periodic

array of $4 \times 4 \times 4$ unit cells, each containing an ordered arrangement of large host particles and smaller carrier particles, yielding a total particle number $N \simeq 512$ with equal populations of the two species. Host particles were assigned an effective diameter $\sigma_\text{H} = 1.0$, while carrier particles were smaller, with $\sigma_\text{C} = 0.154$, promoting preferential occupation of interstitial regions within the host framework. Both species were assigned equal masses.

The lattice spacing was fixed at $a_{\text{L-space}} = 1.5$, corresponding to a volume packing fraction of $\varphi_v = 0.6228$. The resulting cubic simulation box had a linear dimension $L = L_x = L_y = L_z = 4 \times a_{\text{L-space}} = 6.0$, with periodic boundary conditions applied in all three spatial directions. This choice places the system in a mechanically stable crystalline regime for the host sublattice while allowing sufficient free volume for carrier delocalization. Interparticle interactions followed the same design as in two dimensions: host-host and host-carrier interactions were purely repulsive and sufficiently stiff to maintain long-range crystalline order, whereas carrier-carrier interactions were deliberately softened to suppress direct mutual exclusion and promote collective, correlated motion.

The system was evolved using molecular dynamics with periodic boundary conditions in all three directions. After an initial equilibration stage, production runs were carried out in the microcanonical ensemble to probe intrinsic dynamical behavior without thermostat-induced artifacts. Consistent with the two-dimensional results, the three-dimensional simulations exhibit selective melting of the carrier sublattice (see Supplementary Information for more details). These findings suggest that the collective and anharmonic mechanisms identified here persist in fully three-dimensional systems and are not restricted to two dimensions.

ACKNOWLEDGMENTS

The authors thank Dr. Lukas Fischer for the critical reading of the manuscript. The authors acknowledge support by the JST FOREST Program (grant no. JPMJFR212T, JPMJFR213H), AMED Moonshot Program (grant no. JP22zf0127009), JSPS KAKENHI (grant no. JP24H02203, JP24H02204), and Takeda Science Foundation.

APPENDIX: Supplementary Information

In the main study, we introduced a minimal two-dimensional binary model that isolates the microscopic origin of fast ion transport by disentangling sublattice melting, anharmonicity, and dynamic heterogeneity in a chemically agnostic framework. A rigid host lattice coexists with a soft carrier sublattice, producing a broad regime in which carriers delocalize while the host remains crystalline. Structural, dynamical, and time-correlation analyses demonstrate that fast transport in this regime arises from collective, anharmonic carrier motion rather than independent hopping.

While our study establishes the central phenomenology and its physical interpretation, several aspects merit further clarification and quantitative support. The SI Appendix addresses these points in detail. We first discuss issues related to the quantitative correspondence between simulation observables and experimental measures, providing additional context for interpreting diffusivity and structural metrics. We then examine the dimensional robustness of the sublattice melting and high-temperature transport behavior by extending the analysis to three-dimensional systems. The dependence of sublattice melting on carrier size in three dimensions is analyzed next, highlighting how steric confinement and migration barriers reshape the transport landscape. We further present a detailed analysis of the temperature evolution of the radial distribution function for the two-dimensional system at the packing fraction $\varphi = 0.85$ with small carriers, clarifying the structural signatures associated with carrier delocalization. Finally, we investigate hyperuniformity and static density fluctuations through the structure factor, providing additional insight into long-wavelength correlations in the selectively melted state.

Together, these supplementary analyzes reinforce the conclusions of the main results, clarify the limits of the minimal model we proposed, and outline directions for connecting sublattice-melting physics to broader classes of superionic and glassy materials.

To assess the quantitative validity of our minimal numerical model, we directly compared the carrier diffusivity obtained from two-dimensional simulations at packing fraction $\varphi = 0.70$ with experimental diffusion data for β -alumina [22], as shown in Fig. 8. The comparison was performed in the Arrhenius regime associated with sublattice melting, where both simulation and experiment exhibit approximately activated transport.

The experimental diffusivity follows an Arrhenius form,

$$D_{\text{exp}}(T) = \frac{a^2}{\tau_0} \exp\left(-\frac{\varepsilon}{k_B T}\right), \quad (14)$$

where ε is an effective activation energy and a^2/τ_0 is a transport prefactor with dimensions of diffusivity. In the

simulations, temperature and diffusivity are expressed in reduced units. To relate the two, we performed a direct collapse of the Arrhenius portions of the inverse-temperature plots by matching both the slope and intercept over the interval corresponding to the sublattice-melting regime.

This procedure yields an effective activation scale $\frac{\varepsilon}{k_B} = 1264.3$ K, in quantitative agreement with reported activation energies for fast-ion conduction in β -alumina [22]. The vertical alignment of the Arrhenius plots further determines the transport prefactor $\frac{a^2}{\tau_0} = 2.05 \times 10^{-5} \text{ cm}^2 \text{ s}^{-1}$.

Importantly, only the ratio a^2/τ_0 is fixed by the collapse; separating the characteristic length scale a and the microscopic time scale τ_0 would require additional assumptions about single-particle hopping dynamics that lie outside the scope of the present minimal, chemically agnostic model. We therefore interpret a^2/τ_0 as an effective transport scale encoding collective, anharmonic carrier motion rather than independent activated hops.

This quantitative agreement demonstrates that the emergence of fast ion transport across sublattice melting in the simulations reproduces not only the qualitative phenomenology but also the correct experimental activation scale and transport prefactor, supporting the relevance of collective and anharmonic mechanisms as the microscopic origin of superionic transport.

Dimensional robustness and high-temperature transport behavior

We first characterize the high-temperature transport regime and its dependence on dimensionality for the small-carrier system (carrier size $\sigma_C = 0.154$), where steric constraints are minimal. Figure 9 compares the carrier diffusivity D as a function of inverse temperature $1/T$ in two dimensions at packing fraction $\varphi = 0.85$ (Fig. 9A) and in three dimensions at volume fraction $\varphi_v = 0.62$ (Fig. 9B), using identical interaction parameters and carrier size.

In both dimensions, the diffusivity initially follows an activated, Arrhenius-like behavior at low temperatures, reflecting carrier motion constrained by the crystalline host lattice. Upon increasing temperature, the system enters an intermediate sublattice-melting regime in which carrier mobility increases rapidly while the host lattice remains largely intact. In three dimensions, the additional configurational freedom smooths this low-temperature crossover, such that the deeply activated regime evident in two dimensions is compressed to lower temperatures and not fully resolved within the accessible simulation window. Following full melting of the host lattice, the diffusivity does not saturate but instead crosses over into a distinct high-temperature transport regime characterized by a nearly linear increase of D with temperature.

This crossover is made explicit in the insets of Fig. 9, where D is plotted directly as a function of T . In this regime, the diffusivity is well described by $D = (k_B/\xi_{\text{eff}})T = AT$, consistent with the Einstein relation for kinetic, weakly constrained transport. Linear fits yield $A = k_B/\xi_{\text{eff}} = 2.2855 \times 10^{-2}$ for the two-dimensional system and $A = k_B/\xi_{\text{eff}} = 8.7393 \times 10^{-2}$ for the three-dimensional system. The robustness of this linear scaling across dimensionality demonstrates that, once structural constraints are sufficiently relaxed, carrier motion is governed primarily by thermal energy rather than by activation over persistent barriers.

This behavior stands in clear contrast to that observed for large carriers (discussed below), where the diffusivity develops a weakly temperature-dependent, saturation-like regime at high temperatures. In those systems, transport remains dominated by residual activation barriers even after host melting, leading to an approximately temperature-independent diffusivity. The absence of such saturation in the small-carrier system highlights a qualitative change in the dominant transport mechanism, underscoring the role of carrier size in determining whether the high-temperature dynamics are barrier-limited or kinetic in nature.

Carrier-size dependence of sublattice melting in three dimensions

Quantitative mapping between simulation and experiment

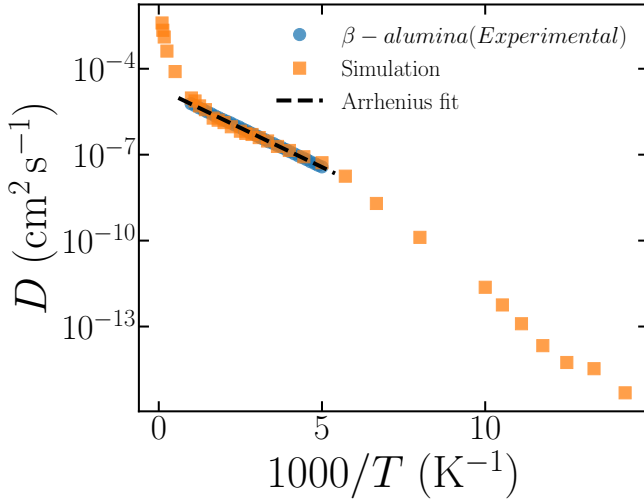


FIG. 8. Collapse of simulated carrier diffusivity (orange squares) onto experimental β -alumina data (blue circles) in the Arrhenius regime. Simulation data are rescaled to experimental units. The black dotted line shows the common Arrhenius fit, demonstrating quantitative agreement between simulation and experiment.

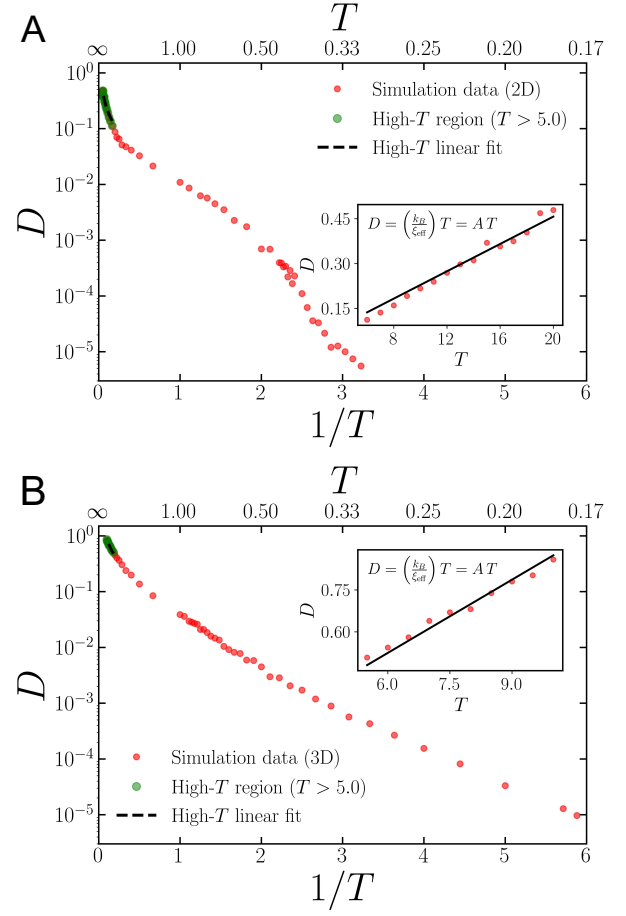


FIG. 9. High-temperature transport of small carriers in two and three dimensions. (A) Two-dimensional system at packing fraction $\varphi = 0.85$. (B) Three-dimensional system at volume fraction $\varphi_v = 0.62$. In both panels, the main plots show the carrier diffusivity D as a function of inverse temperature $1/T$. A distinct high-temperature regime emerges in which the diffusivity exhibits weak curvature in the Arrhenius representation. The shaded (green) symbols highlight the high-temperature region used for further analysis. Insets show D plotted directly as a function of T for this high-temperature regime, together with linear fits of the form $D = (k_B/\xi_{\text{eff}})T = AT$. The excellent linearity observed in both two and three dimensions confirms the validity of the Einstein relation in this regime, indicating a crossover to a kinetic, weakly constrained transport mechanism at elevated temperatures.

We examine how carrier size controls the emergence and character of sublattice melting in three dimensions by comparing transport and structural signatures for different carrier diameters at fixed lattice spacing $a_{\text{L-space}} = 1.5$.

Figure 10A shows the carrier diffusivity D as a function of inverse temperature $1/T$ for small carriers with $\sigma_C = 0.154$. The diffusivity exhibits a broad intermediate temperature regime in which D remains finite and only weakly temperature dependent over an extended inter-

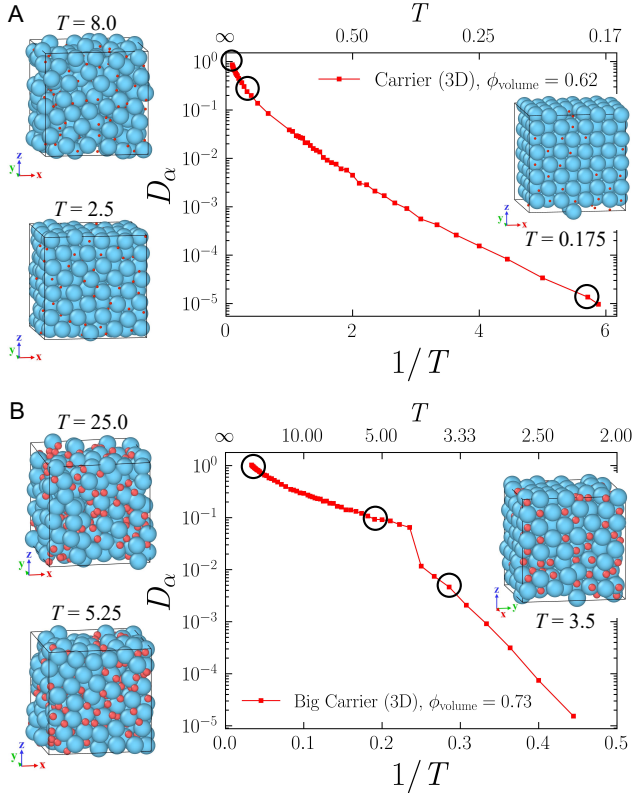


FIG. 10. Carrier diffusivity D as a function of inverse temperature $1/T$ in the three-dimensional system for two carrier sizes. (A) Small carriers show high mobility and a broad sublattice-melting regime while the host lattice remains crystalline. Snapshots at $T = 0.175$ reveal liquid-like carrier motion within an ordered host, at $T = 2.5$ a dynamically disordered, percolating carrier network with intact host order, and at $T = 8.0$ complete melting of both sublattices. (B) Larger carriers exhibit a sharp onset of diffusion near host-lattice melting. Configurations at $T = 3.5$ indicate carrier sublattice melting, at $T = 5.25$ signatures of partial host-lattice destabilization, and at $T = 25.0$ full melting of the crystal. Black circles mark the corresponding temperatures.

val. This behavior signals a wide sublattice-melting window, during which carriers progressively delocalize and form a dynamically connected network while the host lattice retains long-range crystalline order. The persistence of finite diffusivity throughout this regime indicates that carrier motion is not governed by a single dominant activation barrier, but instead reflects a distribution of low-energy migration pathways enabled by the size mismatch between carriers and the host lattice. Notably, this phenomenology closely mirrors that observed in two dimensions (see previous section), demonstrating that the emergence of an extended sublattice-melting regime for small carriers is robust to dimensionality.

Representative configurations at selected temperatures within this regime, marked by black circles in Fig. 10A, provide direct structural support for this interpretation.

At $T = 0.175$, carriers already display liquid-like mobility despite a fully ordered host lattice, indicating that sublattice melting sets in deep in the low-temperature regime. At $T = 2.5$, the host lattice remains intact while the carrier subsystem forms a dynamically disordered, percolating structure. Only at $T = 8.0$ do both sublattices lose structural order, marking complete melting of the crystal.

In contrast, for larger carriers with $\sigma_C = 0.42$ (Fig. 10B), strong steric confinement within the host lattice leads to substantially enhanced effective migration barriers. Carrier mobility remains strongly suppressed until the host lattice begins to lose structural integrity, producing a sharp onset of diffusion near the host melting temperature, followed by a weakly temperature-dependent, saturation-like diffusivity at higher temperatures. Notably, this combination of an abrupt activation of mobility and subsequent diffusivity saturation closely resembles the transport signatures reported in several superionic conductors [16]. Structural analysis confirms that this apparent saturation-like behavior corresponds to a regime of *partial host melting*, in which ordered and disordered host regions coexist and continue to impose geometric constraints on carrier motion (see the snapshot at $T = 5.25$). This behavior can be rationalized by an activated form, $D \sim \exp(-\Delta E/k_B T)$, which at sufficiently high temperatures may be expanded as $\exp(-\Delta E/k_B T) \simeq 1 - \Delta E/k_B T$, yielding only a weak residual temperature dependence. Frequent collisions and persistent geometric constraints within the partially disordered matrix further suppress the growth of diffusivity, leading to the observed saturation-like behavior.

Upon further heating, the diffusivity exhibits a renewed sharp increase, signaling complete melting of the host lattice (see the snapshots at $T = 25.0$, shows complete melting scenario) and the disappearance of persistent steric constraints. In this high-temperature limit, the system crosses over to a gas-like transport regime in which carrier motion becomes weakly correlated and predominantly governed by thermal energy. Consistent with previous observations, the diffusivity in this regime follows an Einstein-like scaling $D \propto k_B T$, indicating that transport is no longer controlled by activation over geometric barriers but by kinetic motion in a fully disordered environment. We note that this ultimate high-temperature crossover, while clearly resolved in simulations, is expected to be difficult to access experimentally. The temperatures required to fully eliminate residual steric constraints typically exceed those attainable in stable solid-state or superionic materials, where thermal decomposition or chemical degradation intervene. As a result, experimental measurements often probe only the intermediate, weakly temperature-dependent regime, which may appear as an apparent saturation of diffusivity.

Together, these results demonstrate that the carrier

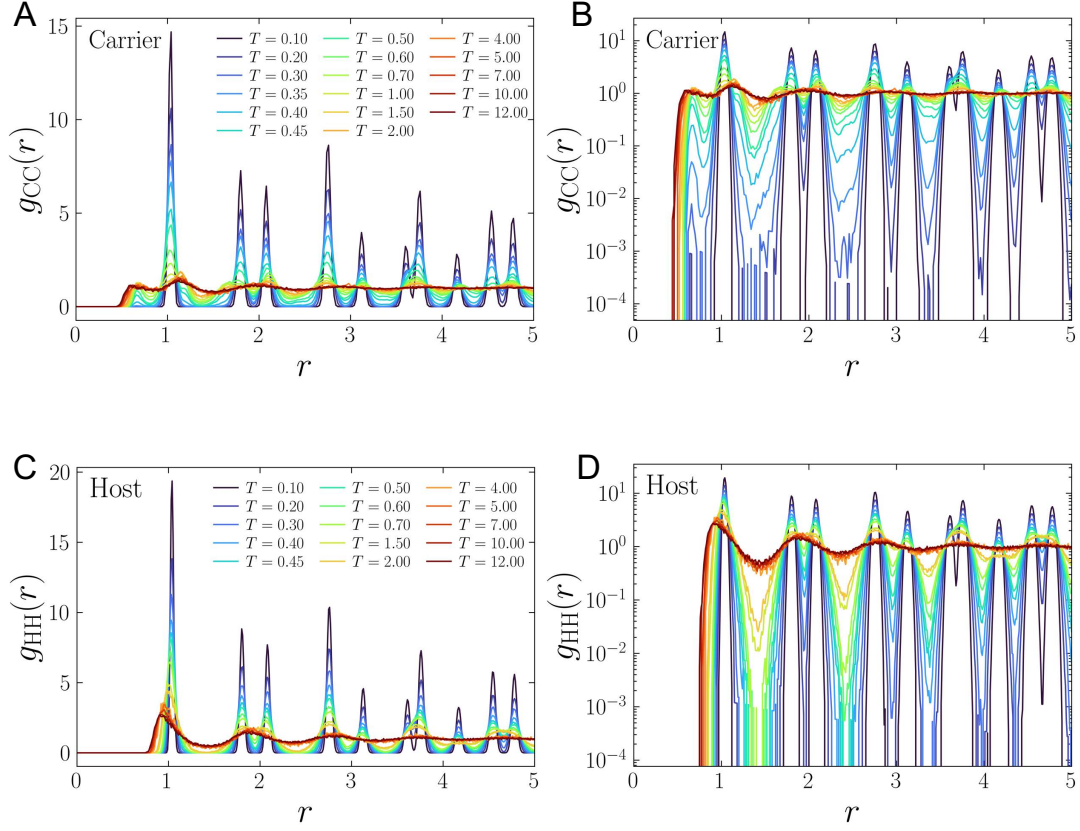


FIG. 11. Temperature dependence of the radial distribution function $g_{\alpha\alpha}(r)$ for the two-dimensional system at packing fraction $\varphi = 0.85$. (A–B) Carrier distribution $g_{CC}(r)$ at low and elevated temperatures, showing sharp crystalline peaks at low T and the emergence of an excess shoulder at higher T . The logarithmic representation highlights subtle features of the distribution. (C–D) Host distribution $g_{HH}(r)$, which remains largely ordered until complete melting, with negligible excess peaks or shifts.

size acts as a key control parameter governing both the width of the sublattice-melting regime and the dominant transport mechanism at high temperatures. Small carriers transition to a kinetic, Einstein-like transport regime once structural constraints are lifted, whereas large carriers remain effectively barrier-limited even in the disordered state. Similar qualitative behavior can also be induced in two dimensions by tuning model parameters.

Static property: Radial distribution function (RDF), $g_{\alpha\alpha}(r)$ of the system

In this section, we next analyze the temperature evolution of the radial distribution function (see the Methods) for carriers $g_{CC}(r)$ and hosts $g_{HH}(r)$ separately. As shown in Fig. 11A, the carrier distribution at low temperatures exhibits sharp, periodic peaks, characteristic of crystalline order. Upon heating, a distinct shoulder emerges on the left of the first peak and gradually intensifies, accompanied by peak broadening and shifts near the sublattice-melting regime. The appearance of this excess

feature reflects activated single-carrier hopping events associated with Frenkel-type disorder (see Fig. 11B for its enhanced visibility on a logarithmic scale). With increasing temperature, these structural signatures indicate that the carrier sublattice progressively loses positional order and acquires liquid-like characteristics, while the host lattice remains largely intact. In contrast, the host distribution (Fig. 11C–D) shows neither the excess peak nor noticeable shifts until its complete melting. This clear disparity highlights the heterogeneous nature of the system, where mobile carriers undergo an early transition to a fluid-like state within an otherwise ordered host framework.

Hyperuniformity: Structure factor

We analyze the structure factor

$$S_{\alpha}(q) = \frac{1}{N_{\alpha}} \langle \rho_{\alpha}(\mathbf{q}) \rho_{\alpha}(-\mathbf{q}) \rangle \quad (15)$$

for both the carrier and host lattices at different temperatures (see Fig. 12), where N_{α} is the number of par-

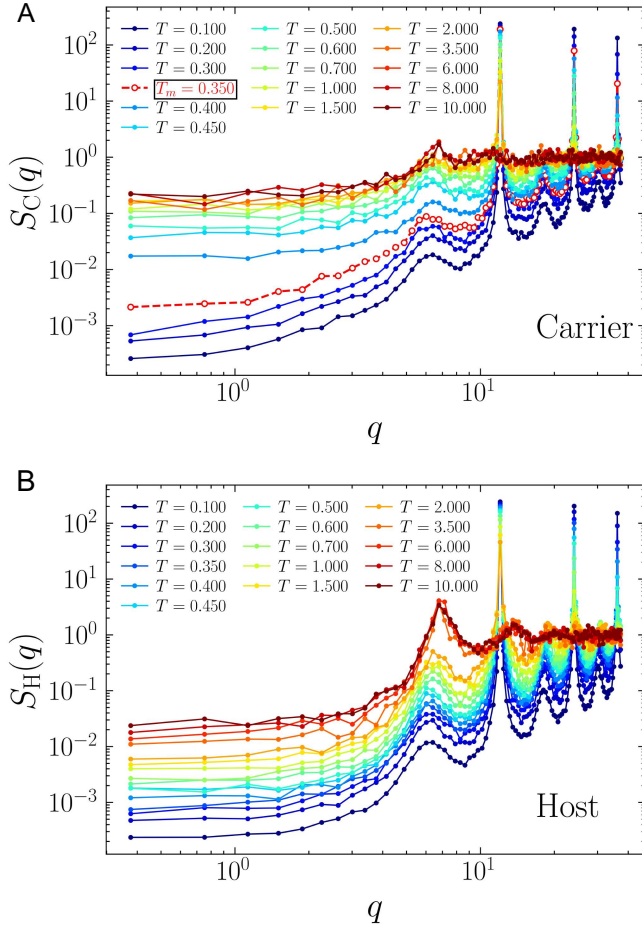


FIG. 12. Static structure factor $S(q)$ for the two-dimensional system at packing fraction $\varphi = 0.85$. (A) Carrier particles and (B) host particles at representative temperatures across the sublattice-melting regime. Carriers exhibit strong small- q suppression at low temperatures, which disappears upon melting, whereas the host lattice retains pronounced Bragg-like order over a broader temperature range.

ticles of species α , $\rho_\alpha(\mathbf{q}) = \sum_{j \in \alpha} e^{i\mathbf{q} \cdot \mathbf{r}_j}$ is the Fourier component of the density, and $\langle \dots \rangle$ denotes an ensemble average. At low temperatures, the carrier particles exhibit strong hyperuniformity, reflected in a vanishing $S_\alpha(q \rightarrow 0)$, which indicates suppressed long-wavelength density fluctuations and persistent crystalline correlations [51]. Such hyperuniformity is also characteristic of ordered systems such as Wigner crystals, consistent with the quasi-crystalline arrangement of the carrier sublattice observed here. As the system approaches the sublattice melting regime, $S_\alpha(q)$ for carriers develops pronounced fluctuations and the small- q suppression disappears, signaling the breakdown of hyperuniformity and the loss of long-range crystalline correlations. Microscopically, the loss of hyperuniformity is localized near the temperature T_m (see the highlighted red circles in Fig. 12A). For $T < T_m$, the carrier sublattice remains

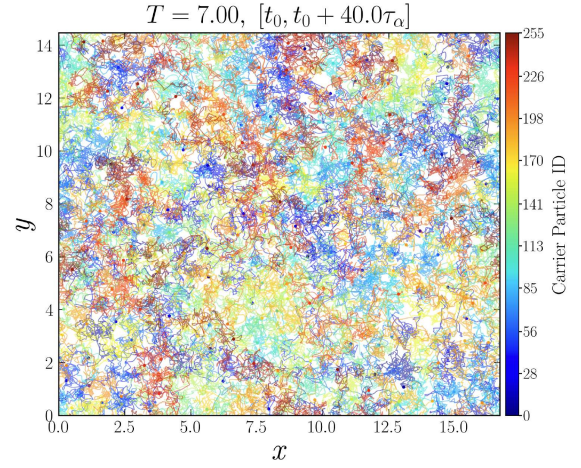


FIG. 13. **Movie S1:** Carrier trajectories at $T = 7.0$ show homogeneous, liquid-like motion due to melting of both carrier and host sublattices. Movie link is here: <https://doi.org/10.5281/zenodo.18409191>.

hyperuniform, consistent with a Wigner-crystal-like state in which long-wavelength density fluctuations are suppressed. Near T_m , carriers increasingly occupy heterogeneous, interstitial configurations, resulting in enhanced long-wavelength density fluctuations and the breakdown of hyperuniformity. This real-space heterogeneity is reflected in pronounced spatial variations of local carrier environments. This transition reflects the fragility of the carrier sublattice: once thermal fluctuations overcome the ordering, the carriers rapidly become disordered. Even after complete melting, the carrier $S(q)$ exhibits only moderate peak heights, consistent with a fluid-like state lacking strong residual correlations.

In contrast, the host lattice maintains structural order over a broader temperature range. Although hyperuniformity is weaker for hosts at low temperatures, a sharp Bragg-like peak emerges and grows significantly after the host lattice completes melting, reflecting the development of long-range positional correlations as the host particles reorganize. These observations highlight the asymmetric melting dynamics between carriers and hosts, and the sensitivity of hyperuniformity to sublattice destabilization.

Unconstrained carrier transport in the fully molten regime ($T = 7.0$)

To visualize carrier transport within the host sublattice, we generated trajectory movies for a two-dimensional system at area packing fraction $\varphi = 0.85$. Three movies were prepared to illustrate carrier dynamics across different thermal regimes. Particle identities are color-coded to track individual trajectories and assess the spatial homogeneity of carrier motion through-

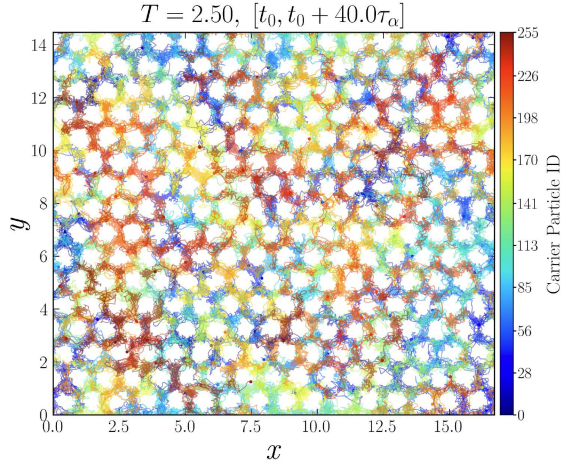


FIG. 14. **Movie S2:** At $T = 2.5$, the carrier sublattice is molten while the host lattice remains rigid, leading to bottleneck-guided but system-spanning transport. Movie link is here: <https://doi.org/10.5281/zenodo.18409191>.

out the system. Movie S1 (13) corresponds to a high-temperature state ($T = 7.0$), well above the melting temperature. The trajectories are shown over a time window $[t_0, t_0 + 40\tau_\alpha]$, where τ_α denotes the structural relaxation time at $T = 7.0$. In this regime, both the carrier and host sublattices are fully molten, eliminating geometric constraints imposed by the host. As a result, no bottleneck effects are observed, and the system exhibits liquid-like behavior characterized by homogeneous carrier motion and uniform spatial distribution.

Sublattice melting with liquid-like carriers and rigid host lattice ($T = 2.5$)

Movie S2 (14) shows particle trajectories at temperature $T = 2.5$ for a two-dimensional system at area packing fraction $\varphi = 0.85$. The trajectories are recorded over the time window $[t_0, t_0 + 40\tau_\alpha]$, where τ_α is the structural relaxation time at $T = 2.5$. The system is initialized from a well-relaxed, spatially homogeneous configuration, indicating that it is in a steady state.

Despite the relatively high temperature, the dynamics reveal a clear separation between carrier and host degrees of freedom. While the carrier particles exhibit liquid-like motion and undergo long-range transport, the host lattice remains largely immobile over the observation window. As a result, the carrier trajectories develop pronounced bottleneck structures around the fixed host sites, leading to persistent low-occupancy regions coinciding with the host lattice positions. This coexistence of a mobile carrier sublattice with a structurally stable host lattice provides direct dynamical evidence of sublattice melting: the carrier sublattice is fully melted and percolates through the system, whereas the host lattice

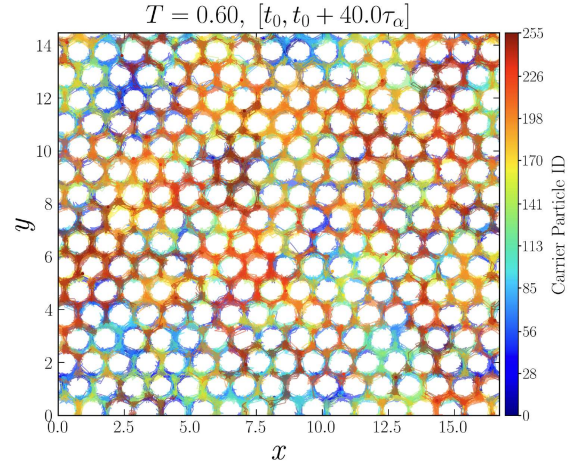


FIG. 15. **Movie S3:** Near the onset of sublattice melting ($T = 0.6$), carrier motion remains fully connected but becomes more sharply constrained by the rigid host lattice. Movie link is here: <https://doi.org/10.5281/zenodo.18409191>.

retains its positional order. The resulting heterogeneous flow pathways highlight the constrained nature of carrier transport imposed by the rigid host framework, even at elevated temperatures.

Carrier trajectories near the onset of sublattice melting ($T = 0.6$)

Trajectory Movie S3 (15) at $T = 0.6$, slightly above the onset of sublattice melting, for a two-dimensional system at area packing fraction $\varphi = 0.85$. Carrier trajectories are shown over the time interval $[t_0, t_0 + 40\tau_\alpha]$, where τ_α denotes the structural relaxation time at this temperature. In contrast to the higher-temperature cases, the trajectories appear sharper and more strongly guided by the underlying host lattice, reflecting the increased rigidity of the host particles at lower temperature. Importantly, all interstitial bottleneck regions remain accessible, and carrier transport percolates throughout the system without permanent trapping. The color-coded particle identities remain spatially homogeneous, indicating the absence of static phase separation. This regime represents the early stage of sublattice melting, where the carrier sublattice is mobile while the host lattice largely retains its positional order, resulting in constrained yet system-spanning transport pathways.

* niyogi.sucharita.d3c"@osaka-u.ac.jp

† kawasaki.takeshi.d3c"@osaka-u.ac.jp

[1] P. Denholm, W. Cole, and N. Blair, *Moving Beyond 4-Hour Li-Ion Batteries: Challenges and Opportunities for Longer-Duration Energy Storage*, Tech. Rep. NREL/TP-

- 6A40-85878 (National Renewable Energy Laboratory, Golden, CO, 2023) accessed 2025-05-12.
- [2] L. Kong, C. Li, J. Jiang, and M. G. Pecht, Li-ion battery fire hazards and safety strategies, *Energies* **11**, 2191 (2018).
 - [3] C. Cavazzoni, G. L. Chiarotti, S. Scandolo, E. Tosatti, M. Bernasconi, and M. Parrinello, Superionic and metallic states of water and ammonia at giant planet conditions, *Science* **283**, 44 (1999).
 - [4] J.-A. Hernandez and R. Caracas, Superionic-superionic phase transitions in body-centered cubic H₂O ice, *Phys. Rev. Lett.* **117**, 135503 (2016).
 - [5] Y. Lin and M. Olvera de la Cruz, Sublattice melting in binary superionic colloidal crystals, *Phys. Rev. E* **101**, 032603 (2020).
 - [6] Y. Lin and M. Olvera de la Cruz, Colloidal superionic conductors, *Proc. Natl. Acad. Sci. U.S.A.* **120**, e2300257120 (2023).
 - [7] W. D. Richards, T. Tsujimura, L. J. Miara, Y. Wang, J. C. Kim, S. P. Ong, I. Uechi, N. Suzuki, and G. Ceder, Design and synthesis of the superionic conductor Na₁₀SnP₂S₁₂, *Nature Communications* **7**, 11009 (2016).
 - [8] Y. Wang, W. D. Richards, S. P. Ong, L. J. Miara, J. C. Kim, Y. Mo, and G. Ceder, Design principles for solid-state lithium superionic conductors, *Nature Materials* **14**, 1026 (2015).
 - [9] T. Yajima, Y. Hinuma, S. Hori, R. Iwasaki, R. Kanno, T. Ohhara, A. Nakao, K. Munakata, and Z. Hiroi, Correlated Li-ion migration in the superionic conductor Li₁₀GeP₂S₁₂, *Journal of Materials Chemistry A* **9**, 11278 (2021).
 - [10] J. B. Boyce and B. A. Huberman, Dynamical evidence for sublattice melting in a superionic conductor: NMR on CuI, *Solid State Communications* **21**, 31 (1977).
 - [11] B. B. Owens and G. R. Argue, High-conductivity solid electrolytes: MAg₄I₅, *Science* **157**, 308 (1967).
 - [12] R. Kanno, S. Nakamura, K. Ohno, and Y. Kawamoto, Ionic conductivity of tetragonal PbSnF₄ prepared by solid state reaction in HF atmosphere, *Materials Research Bulletin* **26**, 1111 (1991).
 - [13] G. Dénès, G. Milova, M. Madamba, and M. Perfiliev, Structure and ionic transport of PbSnF₄ superionic conductor, *Solid State Ionics* **86-88**, 77 (1996), proceedings of the 10th International Conference on Solid State Ionics.
 - [14] N. Kamaya, K. Homma, Y. Yamakawa, M. Hirayama, R. Kanno, M. Yonemura, T. Kamiyama, Y. Kato, S. Hama, K. Kawamoto, and A. Mitsui, A lithium superionic conductor, *Nature Materials* **10**, 682 (2011).
 - [15] A. Hayashi, N. Masuzawa, S. Yubuchi, F. Tsuji, C. Hotehama, A. Sakuda, and M. Tatsumisago, A sodium-ion sulfide solid electrolyte with unprecedented conductivity at room temperature, *Nature Communications* **10**, 5266 (2019).
 - [16] F. Takeiri, A. Watanabe, K. Okamoto, D. Bresser, S. Lyonard, B. Frick, A. Ali, Y. Imai, M. Nishikawa, M. Yonemura, T. Saito, K. Ikeda, T. Otomo, T. Kamiyama, R. Kanno, and G. Kobayashi, Hydride-ion-conducting K₂NiF₄-type Ba–Li oxyhydride solid electrolyte, *Nature Materials* **21**, 325 (2022).
 - [17] S. Hull, Superionics: crystal structures and conduction processes, *Reports on Progress in Physics* **67**, 1233 (2004).
 - [18] K. Funke, Solid state ionics: from Michael Faraday to green energy—the European dimension, *Sci. Technol. Adv. Mater.* **14**, 043502 (2013).
 - [19] O. Yamamoto, Solid state ionics: a Japan perspective, *Science and Technology of Advanced Materials* **18**, 504 (2017).
 - [20] A. J. E. Rettie, J. Ding, X. Zhou, M. J. Johnson, C. D. Malliakas, N. C. Osti, D. Y. Chung, R. Osborn, O. Delaire, S. Rosenkranz, and M. G. Kanatzidis, A two-dimensional type I superionic conductor, *Nature Materials* **20**, 1683 (2021).
 - [21] J. Kawamura, Ion conducting materials: Superionic conductors and solid-state ionics, in *Encyclopedia of Materials: Composites*, edited by D. Brabazon (Elsevier, Oxford, 2017) pp. 293–313.
 - [22] O. Kamishima, Y. Iwai, T. Hattori, K. Kawamura, and J. Kawamura, Vibrational analysis of ion dynamics in Ag β-alumina by raman and molecular dynamics simulation, *Journal of the Physical Society of Japan* **79**, 33 (2010).
 - [23] N. Hainovsky and J. Maier, Simple phenomenological approach to premelting and sublattice melting in frenkel disordered ionic crystals, *Phys. Rev. B* **51**, 15789 (1995).
 - [24] D. O. Welch and G. J. Dienes, Mean field theories of sublattice melting in ionic crystals, *J. Electron. Mater.* **4**, 973 (1975).
 - [25] J. B. Boyce, J. C. Mikkelsen, and M. O’Keeffe, Ion dynamics and sublattice melting in the superionic conductor PbF₂, *Solid State Communications* **21**, 955 (1977).
 - [26] T. Ishii and J. Kawamura, Defect-induced surface sublattice melting of ionic conductor thin film –parallel ionic conductivity–, *Journal of the Physical Society of Japan* **67**, 3517 (1998).
 - [27] S. White, P. Banerjee, and P. Jain, Liquid-like cationic sub-lattice in copper selenide clusters, *Nature Communications* **8**, 14514 (2017).
 - [28] J. Ding, M. K. Gupta, C. Rosenbach, H.-M. Lin, N. C. Osti, D. L. Abernathy, W. G. Zeier, and O. Delaire, Liquid-like dynamics in a solid-state lithium electrolyte, *Nat. Phys.* **21**, 118 (2025).
 - [29] S. Hoshino, T. Sakuma, and Y. Fujii, Distribution and anharmonic thermal vibration of cations in α-AgI, *Solid State Commun.* **22**, 763 (1977).
 - [30] G. H. Wolf and R. Jeanloz, Lindemann melting law: Anharmonic correction and test of its validity for minerals, *Journal of Geophysical Research* **89**, 7821 (1984).
 - [31] T. M. Brenner, M. Grumet, P. Till, M. Asher, W. G. Zeier, D. A. Egger, and O. Yaffe, Anharmonic lattice dynamics in sodium ion conductors, *J. Phys. Chem. Lett.* **13**, 5938 (2022).
 - [32] W. Kob, C. Donati, S. J. Plimpton, P. H. Poole, and S. C. Glotzer, Dynamical heterogeneities in a supercooled Lennard-Jones liquid, *Physical Review Letters* **79**, 2827 (1997).
 - [33] R. Yamamoto and A. Onuki, Kinetic heterogeneities in a highly supercooled liquid, *Journal of the Physical Society of Japan* **66**, 2545 (1997).
 - [34] R. Yamamoto and A. Onuki, Dynamics of highly supercooled liquids: Heterogeneity, rheology, and diffusion, *Physical Review E* **58**, 3515 (1998).
 - [35] L. Berthier, G. Biroli, J. P. Bouchaud, L. Cipelletti, D. El Masri, D. L’Hôte, F. Ladieu, and M. Pierno, Direct experimental evidence of a growing length scale accompanying the glass transition, *Science* **310**, 1797 (2005).

- [36] O. Dauchot, G. Marty, and G. Biroli, Dynamical heterogeneity close to the jamming transition in a sheared granular material, *Phys. Rev. Lett.* **95**, 265701 (2005).
- [37] T. Kawasaki, T. Araki, and H. Tanaka, Correlation between dynamic heterogeneity and medium-range order in two-dimensional glass-forming liquids, *Physical Review Letters* **99**, 215701 (2007).
- [38] L. Berthier and G. Biroli, Theoretical perspective on the glass transition and amorphous materials, *Reviews of Modern Physics* **83**, 587 (2011).
- [39] T. Kawasaki and K. Kim, Identifying time scales for violation/preservation of stokes–einstein relation in supercooled water, *Science Advances* **3**, e1700399 (2017).
- [40] J. Zylberg, E. Lerner, Y. Bar-Sinai, and E. Bouchbinder, Local thermal energy as a structural indicator in glasses, *Proceedings of the National Academy of Sciences* **114**, 7289 (2017).
- [41] A. Tanguy, B. Mantsi, and M. Tsamados, Vibrational modes as a predictor for plasticity in a model glass, *Europhysics Letters* **90**, 16004 (2010).
- [42] T. Kawasaki and A. Onuki, Dynamics of thermal vibrational motions and stringlike jump motions in three-dimensional glass-forming liquids, *The Journal of Chemical Physics* **138**, 12A514 (2013).
- [43] N. D. Mermin and H. Wagner, Absence of ferromagnetism or antiferromagnetism in one- or two-dimensional isotropic heisenberg models, *Physical Review Letters* **17**, 1133 (1966).
- [44] H. Shiba, Y. Yamada, T. Kawasaki, and K. Kim, Unveiling dimensionality dependence of glassy dynamics: 2D infinite fluctuation eclipses inherent structural relaxation, *Physical Review Letters* **117**, 245701 (2016).
- [45] H. Shiba, P. Keim, and T. Kawasaki, Isolating long-wavelength fluctuation from structural relaxation in two-dimensional glass: cage-relative displacement, *Journal of Physics: Condensed Matter* **30**, 094004 (2018).
- [46] H. Shiba, T. Kawasaki, and K. Kim, Local density fluctuation governs the divergence of viscosity underlying elastic and hydrodynamic anomalies in a 2d glass-forming liquid, *Physical Review Letters* **123**, 265501 (2019).
- [47] J. Ding, J. Niedziela, D. Bansal, J. Wang, X. He, A. May, G. Ehlers, D. Abernathy, A. Said, A. Alatas, Y. Ren, G. Arya, and O. Delaire, Anharmonic lattice dynamics and superionic transition in AgCrSe₂, *Proc. Natl. Acad. Sci. U.S.A.* **117**, 3930 (2020).
- [48] N. Lačević, F. W. Starr, T. B. Schröder, and S. C. Glotzer, Spatially heterogeneous dynamics investigated via a time-dependent four-point density correlation function, *Journal of Chemical Physics* **119**, 7372 (2003).
- [49] K. Kim and S. Saito, Role of the lifetime of dynamical heterogeneity in the frequency-dependent stokes–einstein relation of supercooled liquids, *J. Phys. Soc. Jpn.* **79**, 093601 (2010).
- [50] H. Tanaka, T. Kawasaki, H. Shintani, and K. Watanabe, Critical-like behaviour of glass-forming liquids, *Nature Materials* **9**, 324 (2010).
- [51] S. Torquato, Hyperuniform states of matter, *Physics Reports* **745**, 1 (2018).
- [52] K. Zahn, R. Lenke, and G. Maret, Two-stage melting of paramagnetic colloidal crystals in two dimensions, *Physical Review Letters* **82**, 2721 (1999).
- [53] S. A. Khrapak, Lindemann melting criterion in two dimensions, *Phys. Rev. Res.* **2**, 012040 (2020).
- [54] J. D. Hunter, Matplotlib: A 2d graphics environment, *Computing in Science & Engineering* **9**, 90 (2007).
- [55] A. Stukowski, Visualization and analysis of atomistic simulation data with OVITO—the open visualization tool, *Modelling and Simulation in Materials Science and Engineering* **18**, 015012 (2010).
- [56] W. H. Flygare and R. A. Huggins, Theory of ionic transport in crystallographic tunnels, *Journal of Physics and Chemistry of Solids* **34**, 1199 (1973).
- [57] A. Fukumoto, A. Ueda, and Y. Hiwatari, Molecular dynamics studies of superionic conductors. interionic potential and ion-conducting phase, *Journal of the Physical Society of Japan* **51**, 3966 (1982).
- [58] J.-P. Hansen and I. R. McDonald, *Theory of Simple Liquids: with Applications to Soft Matter*, 4th ed. (Academic Press, Oxford, 2013).
- [59] W. Kob and H. C. Andersen, Testing mode-coupling theory for a supercooled binary lennard-jones mixture I: The van hove correlation function, *Physical Review E* **51**, 4626 (1995).
- [60] W. Kob and H. C. Andersen, Scaling behavior in the β -relaxation regime of a supercooled lennard-jones mixture, *Physical Review Letters* **73**, 1376 (1994).
- [61] V. M. Bedanov, G. V. Gadiyak, and Y. E. Lozovik, On a modified lindemann-like criterion for 2d melting, *Phys. Lett. A* **109**, 289 (1985).
- [62] X. Fan, D. Pan, and M. Li, Rethinking lindemann criterion: A molecular dynamics simulation of surface mediated melting, *Acta Mater.* **193**, 280 (2020).
- [63] J. J. Gilvarry, Grüneisen parameter for a solid under finite strain, *Phys. Rev.* **102**, 331 (1956).
- [64] S.-N. Luo, A. Strachan, and D. C. Swift, Vibrational density of states and lindemann melting law, *J. Chem. Phys.* **122**, 194709 (2005).
- [65] M. M. Vopson, N. Rogers, and I. Hepburn, The generalized Lindemann melting coefficient, *Solid State Communications* **318**, 113977 (2020).