

Synthesizing Realistic Test Data without Breaking Privacy

Laura Plein¹, Alexi Turcotte¹, Arina Halleman², and Andreas Zeller¹

¹ CISPA Helmholtz Center for Information Security

² Saarland University

Abstract. There is a need for synthetic training and test datasets that replicate statistical distributions of original datasets without compromising their confidentiality. A lot of research has been done in leveraging Generative Adversarial Networks (GANs) for synthetic data generation. However, the resulting models are either not accurate enough or are still vulnerable to membership inference attacks (MIA) or dataset reconstruction attacks since the original data has been leveraged in the training process.

In this paper, we explore the feasibility of producing a synthetic test dataset with the same statistical properties as the original one, with only indirectly leveraging the original data in the generation process. The approach is inspired by GANs, with a *generation* step and a *discrimination* step. However, in our approach, we use a *test generator* (a fuzzer) to produce test data from an input specification, preserving constraints set by the original data; a *discriminator* model determines how close we are to the original data. By evolving samples and determining “good samples” with the discriminator, we can generate privacy-preserving data that follows the same statistical distributions as the original dataset, leading to a similar utility as the original data. We evaluated our approach on four datasets that have been used to evaluate the state-of-the-art techniques. Our experiments highlight the potential of our approach towards generating synthetic datasets that have high utility while preserving privacy.

Keywords: Syntactic Data Generation · Model Training & Validation · Privacy Preserving

1 Introduction

In the past years, Artificial Intelligence (AI) systems have become increasingly prominent in sensitive domains such as health [13, 9], finance [2], and education [12]. Leveraging AI systems in critical systems requires thorough testing and validation—especially since AI systems in those domains are typically trained on personal or critical information, which raises privacy concerns. A common problem with those AI systems is that they are vulnerable to Membership Inference Attacks (MIA) or dataset reconstruction attacks, which compromise the confidentiality of the data.

Generally, *data sharing* is required as well for the training, testing, and validation of the AI system. This, however, poses a problem: *How can we prevent the leakage or memorization of private or confidential data?* Clearly, you would not want some

identifiable information about, say, your health records, to be suddenly reproduced by an AI system. Over time, multiple techniques have been suggested to address this problem:

Anonymization. To avoid the leakage of private data, the data is commonly anonymized before being shared. However, this significantly compromises the utility of the data. Training a model where, e.g., the age of a person has been modified to age ranges combining five different ages, provides better security indeed, as it is harder to uniquely identify a person, but the model might miss important correlations between the age and other features of the dataset. In the literature, it is commonly known that simply anonymizing the data is not the ideal solution towards privacy-preserving AI systems [18].

Synthetic data sets. A lot of research has been done on *synthesizing datasets* that can be used to train, test, and validate AI systems. In the past decade, Generative Adversarial Networks (GANs) [8] have gained a lot of attention due to their capabilities of generating synthetic data. The main characteristic of GANs is that a discriminator and a generator compete against each other in order to generate quality data that cannot be distinguished from the original data. One of the main challenges with GANs is “mode collapse”. In most datasets, especially categorical features are typically heavily unbalanced. Thus, during the training of GANs, once the model detects that it can easily fool the discriminator by changing one of the features, it will typically focus on this particular feature and generate a huge amount of data that is very similar to each other, failing to generalize beyond those samples. This leads to a very close resemblance, but this might impact the utility and privacy.

Conditional generators. In the context of generating privacy-preserving data, conditional GANs (CTGANs) [22] have been introduced, which use a conditional generator to address these challenges. In a CTGAN, conditions extracted from the original distribution are extracted, and training by sampling is performed, which results in even higher resemblance as the generator learns to make an exact copy of the original data. While a CTGAN is capable of generating synthetic data with satisfying utility, which can be great to increase the amount of available data. However, since the training process leverages the original data for training and focuses on high resemblance, it remains vulnerable to data leakage, especially to membership inference attacks.

In summary, generating synthetic data that (a) provides strong privacy guarantees and (b) captures the feature dependency of the original dataset remains a challenge, as also highlighted in this recent survey [5]. Hence, there is a clear need for more input diversity to achieve good utility while preserving privacy.

In this paper, we propose a new approach, inspired by GAN networks, where we replace the generator with a *fuzzer*—a random input generator, guided by a specification or code coverage to achieve useful and diverse inputs. The goal is to generate the synthetic data without directly requiring the original data in this process to provide better privacy guarantees. Additionally, fuzzers are well known in the software engineering community to provide a huge amount of *diverse* test inputs which are required to cover all the feature dependencies of the original dataset while preserving privacy. Fuzzers are very successful in finding vulnerabilities and achieving good code coverage.

However, a fuzzer by itself is not sufficient to produce data to train and test AI systems. Notably, common fuzzers lack the knowledge of how the different input features relate to each other. While *grammar-based* fuzzers allow the testing of more complex input formats, they do provide valid samples to query an AI system. Nevertheless, those samples do not follow the statistical distributions that are present between the specific features, nor the overall distribution of a specific feature throughout the dataset. Therefore, we propose to combine the idea of GANs with a grammar-based fuzzer. In our approach, we use the *Fandango* fuzzer [23] as a generator that allows us to leverage not only grammars but also introduce *constraints* over the statistical distributions of specific input features. Fandango *satisfies* these constraints through *evolutionary algorithms*, evolving a population of candidate inputs, and keeping those individuals that are closest to fulfilling the constraints. In our setting, this means that Fandango evolves the population towards a specific statistical distribution—e.g., mutating inputs according to the rules of the grammar until the desired distribution is obtained.

The idea in this paper is to leverage feedback of a *discriminator* to check whether the generated data is close to the original dataset or not; this provides insights into which generated samples are interesting. Those *interesting* samples are then returned to Fandango, which leverages them as an initial population for generating the next iteration of samples. After performing several iterations of generating data with Fandango and adding the feedback of the discriminator in our loop, we can generate privacy-preserving data with satisfying utility.

The main contribution of our approach is to *use a test generator to produce privacy-preserving data, where the generator has not been trained on the original data, while providing sufficient diversity to unlikely leak any private or sensitive data from the original dataset*. Additionally, our approach requires fewer resources than GAN-based solutions since our approach only requires a grammar as input and minimal computational resources, which allows us to quickly generate good samples. To evaluate the feasibility and effectiveness of our approach, we assess the utility and resemblance of the generated data by training and testing models on the original and the generated data. To confirm privacy, we verify that our approach did not generate any samples that are present in the original dataset.

2 Background

2.1 Generative Adversarial Networks

A generative adversarial network (GAN) is a deep learning model which incorporates two competing (adversarial) neural networks: a *generator* to generate fake data and a *discriminator* to spot fake data. Generators typically start by producing noise, and that noise is gradually refined into real-looking data through feedback from the discriminator, which itself is trained on the actual data. Since the generator is a neural network, it is generally not possible to know exactly *what* properties of the dataset are learned; our idea in this paper is to replace the opaque generator with a simple, transparent, easy-to-understand data specification.

2.2 Generating Synthetic Data

Generating synthetic data has been extensively studied using different variations of GANs [5]. Initially, GANs have been mostly leveraged for image generation [8]. Due to their great capabilities of generating data that is very close to the original data, they have been investigated in the context of generating synthetic tabular datasets. Xu, et al. introduced CTGAN [22] a conditional GAN introducing conditions in the generation process to address the mode collapse issue leading to inefficient datasets. Later, CTAB-GAN [25] has been introduced to improve the results for tabular datasets containing a large amount of imbalanced categorical features. CTAB-GAN adds information loss into the conditional GAN architecture to address this challenge. While many techniques have been introduced to improve the resemblance and utility of synthetic datasets by leveraging GANs or by using statistical models [24] they tend to generate data that is too close to the original data and thus does not provide sufficient privacy guarantees. To improve privacy traditional anonymization techniques such as masking [7], generalization [16] and suppression [17] can be used to improve privacy models such as k-anonymity [20] or differential privacy [6]. However, current state-of-the-art techniques face a trade-off between utility and privacy which we aim to overcome with our approach.

2.3 Language-Based Testing

In this paper, we leverage the Fandango language-based testing framework to generate rows of data. In language-based testing [19], users specify a *grammar* which describes the *syntax* of inputs, as well as *constraints* over the grammar which specify the *semantics* of valid inputs.

```

<start>  ::= <header> '\n' <rows>
<header> ::= 'age' ', ' 'job' ', ' 'income'
<rows>   ::= (<row> '\n')*
<row>    ::= <age> ', ' <job> ', ' <income>
<age>    ::= <digit>+
<job>    ::= 'librarian' | 'neurosurgeon' | 'president'
<income> ::= <digit>+
<digit>  ::= '0' | '1' | ... | '9'

where int(<age>) > 18 & int(<age>) < 70

```

Fig. 1: Example CSV grammar and constraints.

Grammars. A context-free grammar (CFG) is defined as a 4-tuple $G = (V, \Sigma, R, S)$:

- V is a finite set of *non-terminal* symbols, essentially variables in the grammar;
- Σ is a finite set of *terminal* characters, where $V \cap \Sigma = \emptyset$;

- R is a finite relation $V \times (V \cup \Sigma)^*$ specifying the *productions* or *re-write rules* in the grammar, describing how non-terminals can be *expanded*;
- S is the start symbol, i.e., where the grammar begins.

For example, consider the grammar for a small comma-separated value file in Figure 1. Here, `<start>` is the eponymous start symbol. Symbols `*` is the Kleene star, which allows for zero or more repetitions: so, `(<row> '\n')*` means zero or more `<row>` non-terminals separated by newlines. We also use Kleene `+`, for one or more repetitions. The `|` symbol specifies options, so `<job>` can be either one of the alternatives. A typical input that can be produced from this grammar would be:

```
age, job, income
29, librarian, 9427
78, president, 19300
```

Constraints. In language-based testing, CFGs are augmented with *constraints* over non-terminals. We use Fandango [23] in this paper, which has a small constraint language, but also allows users to specify additional constraints as Python functions. For example, take the `<age>` non-terminal from Figure 1—considering only the grammar, valid ages include 0, 24, and 75803812, which is not realistic. We can limit this with a *constraint* over `<age>` by augmenting the grammar with a constraint as shown in the lower part of Figure 1; then, a line such as `78, president, 19300` would no longer be produced. (We leave it to the reader to come up with realistic ranges for `income`.)

Fandango. As mentioned, we use the Fandango [23] evolutionary language-based testing framework in this paper. Being an *evolutionary* approach, Fandango will begin by generating inputs according to the grammar only, and then discriminate inputs based on how many constraints they satisfy, essentially ranking inputs based on constraint satisfaction and evolving inputs to eventually obtain a set of valid inputs. As constraints can be arbitrary Python code, our insight in this paper is to train a classifier on the private data, and use *that classifier* as a constraint. Note that Fandango can be supplied with an *initial population* of inputs; we will leverage this later to supply Fandango with the best synthetic data as a starting point.

3 Approach

To generate privacy-preserving synthetic data, we introduce a novel approach combining fuzzing and machine learning in a GAN-inspired setup. The basic idea is as follows:

- First, *define a Fandango specification* for the data format and generate an initial synthetic dataset.
- Second, *train a classifier* on the original (private) and synthetic data.
- Finally, use that classifier as a *constraint* in Fandango, satisfied if generated data is classified as original.

Figure 2 provides an overview of the setup, the generation of “good samples” and the retraining of the discriminator, and the remainder of this section describes each phase of the approach in turn.

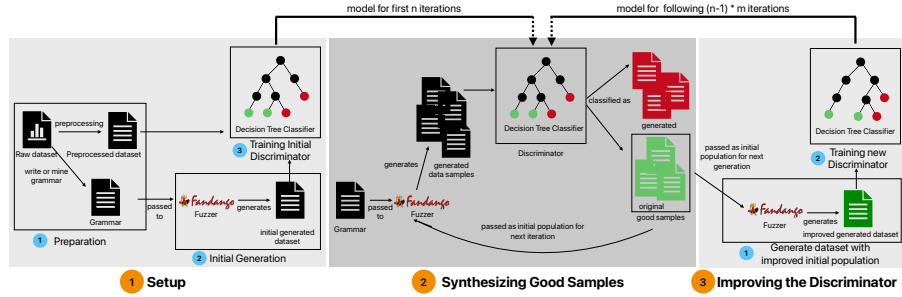


Fig. 2: Overview of the approach.

3.1 Setup (Phase 1)

Data Format Specification and Initial Generation. As a first step, our approach requires a Fandango specification for the data format. Such a specification is a mix of grammar and constraints; see Figure 1 for an example. This is a manual step, but specifications for tabular data are quite simple. While Fandango does give the option to define constraints on the data, we found this is not so necessary as the discriminator handles data constraints implicitly when classifying data. Fandango is then invoked to generate an initial synthetic dataset comprising as many samples as the original dataset.

Note, we perform some basic pre-processing on the original data, such as removing duplicates, removing rows with missing values, and converting categorical values to integers to convert each column in the dataset into a type that can be passed to machine learning models. Crucially, though, *Fandango never sees the private data*.

Train Classifier on Private Data. We also train a discriminator on the initial synthetic data and original private data. In this paper, we chose a decision tree classifier as discriminator, where 70% of the data was used for training and 30% for testing, but in principle, any kind of classifier or discriminator could be used. In this initial step, the discriminator can very accurately distinguish between original and generated data (96-98% accuracy in our experiments).

3.2 Synthesizing Good Samples (Phase 2)

In the second phase of our approach, the goal is to have Fandango generate data samples that fool the discriminator and are “close” to the original data. Iteratively, Fandango will generate samples and query the discriminator to see if the generated samples are classified as original. Every sample that fools the discriminator in this way is considered a “good sample”, and these good samples are added to Fandango’s initial population in subsequent iterations. Fandango works by evolving inputs by mutation and crossover to try to satisfy constraints, so an initial population serves to focus Fandango on promising inputs—otherwise, it will generate samples according to the grammar. Iteration continues until no new good samples are found, and when the accuracy of the discriminator decreases to random guessing (around 50%)—we then train a new discriminator.

3.3 Improving the Discriminator (Phase 3)

We train a new discriminator on the original data *and the good data generated by Fandango* in the previous iteration. Retrained discriminators have lower accuracy, but are still accurate enough to detect differences between generated and original samples, and so the new discriminator is passed to Phase 2 to collect a new set of good samples.

This process of retraining a new discriminator is repeated until the synthetic data provides a satisfying utility, referring to how well a specific task, e.g., predicting insurance charges, can be performed with the synthetic dataset compared to the original dataset.

3.4 Summary of Approach

A Fandango specification describes the input format, and a discriminator serves as a constraint: generated samples that fool the discriminator are considered to have satisfied the constraint. Initially, the discriminator is trained to differentiate purely random tabular data and the original data. Then, the specification and discriminator are used to generate synthetic data that passes as original (called *good* data), and once we have enough data, we train a more discerning discriminator to differentiate the good data from the original, and then generate better synthetic data. This process repeats until the synthetic data has high utility for some task.

4 Evaluation

The goal of our experiments is to investigate the potential of generating privacy-preserving synthetic tabular datasets with a classical input generation approach. We aim at generating synthetic datasets with similar *utility* to the original dataset, with *high resemblance* while *providing privacy*.

4.1 Evaluation Plan

In our evaluation, we aim to answer the following research questions:

- **RQ1:** How *feasible* is it to generate good samples with Fandango?
- **RQ2:** How *effective* are datasets generated by our tool?
- **RQ3:** How well does the generated data *match* the original data, and does it preserve privacy?

Datasets We currently use *four* datasets for the evaluation: *adult*, *bank*, *credit*, and *insurance*. Those datasets have been used to evaluate the approaches previously introduced since the data contains patterns that highlight the need to preserve feature dependencies while avoiding the re-identification risk. We are aiming for 10 datasets in the final version of the paper; see Section 6 for more information. The preliminary datasets were selected as follows:

- *adult*: taken from the UCI dataset database [3], 32562 samples, 15 features.
- *bank*: taken from the UCI dataset database [14], 4521 samples, 17 features.
- *credit*: popular dataset from Kaggle [21], 32581 samples, 12 features.
- *insurance*: popular dataset from Kaggle [1], 1338 samples, 7 features.

Definitions & Evaluation Metrics To evaluate the effectiveness, we need to measure the resemblance, utility, and privacy. To avoid ambiguity, consider the following definitions and evaluation metrics:

- **Resemblance:** To assess the statistical similarity, the Wasserstein Distance³ [15] is computed on all the original and generated datasets.
- **Utility:** The utility is assessed by comparing the performance of a model trained and tested on the original dataset and a model trained on the generated data but tested on the original dataset. If they perform similarly, the synthetic dataset has high utility and could replace the original dataset for privacy preserving reasons while providing the same (or similar) efficiency for the task. The performance of the model will be measured by the accuracy or R2 score.
- **Privacy:** The privacy is currently assessed by verifying that no generated samples were part of the original dataset.

4.2 Experimental Setup

In this study, we wrote Fandango specifications for each dataset to ensure their correctness. (Note that this could be automated in the future by using grammar or specification mining techniques [4, 11].) Our current set of datasets covers classification as well as regression tasks. To determine the utility of the original and synthetic datasets, several models were trained. All implementations have been done in Python using the scikit-learn⁴ library. The dataset has been split into 70% for training and 30% for testing in all the experiments.

Our approach contains a few variables in the configuration that can be adjusted depending on the dataset size and the desired experiments. Notably, the number of desired solutions and the number of maximum iterations performed by Fandango to collect the good samples have, in all experiments, been set to the dataset size. However, the maximum number of iterations was never required in our experiments since more than one good sample was found in each iteration. The next variable in our pipeline is how often the discriminator gets retrained on the latest generated samples. This part remains variable in the subsequent experiments and will be explicitly stated for each one.

To answer **RQ1**, we track how many Fandango-generated samples fool the discriminator, and ablate our discriminator retraining as part of this experiment. For **RQ2**, we need to evaluate the utility of the synthetic dataset. A model trained on synthetic data will have *high utility* if it performs roughly as well as a model trained on the original data. Thus, we train several models on the original and the generated dataset to perform a dedicated task. For the `insurance` dataset, we train regression models to predict the “charges”. For the remaining datasets, we train classification models for dataset-specific prediction tasks, predicting: “income” for the `adult` dataset, “loan status” for the `credit` dataset, and a binary “term deposit” for the `bank` dataset. Finally, for **RQ3** we evaluate how well our approach generates similar and privacy-preserving synthetic data; we measure the Wasserstein Distance after normalizing all the features in both datasets.

³ This is a measure of distance between distributions.

⁴ <https://scikit-learn.org/stable/>

System Requirements All experiments have been performed on a MacBook Pro M2 Max with 64GB of RAM (only 7GB are required to run the largest experiments).

4.3 Preliminary Results

RQ1: Feasibility of generating good samples

Experiments without retraining Figure 3 illustrates the number of iterations required to collect the good samples with no retraining. For all datasets, we can observe the same trend: the amount of good samples first increases rapidly and later increases more slowly until reaching the desired amount of good samples. The number of iterations required is for every dataset between 3.0% and 4.5% of the dataset size. In this study, the largest dataset (*credit*) requires only 849 iterations, which represents 3.0%, while smaller datasets such as the *insurance* dataset require proportionally more iterations, 4.5% of the dataset size (60 iterations). Consequently, the time required to generate the desired amount of good samples scales proportionally to the dataset size.

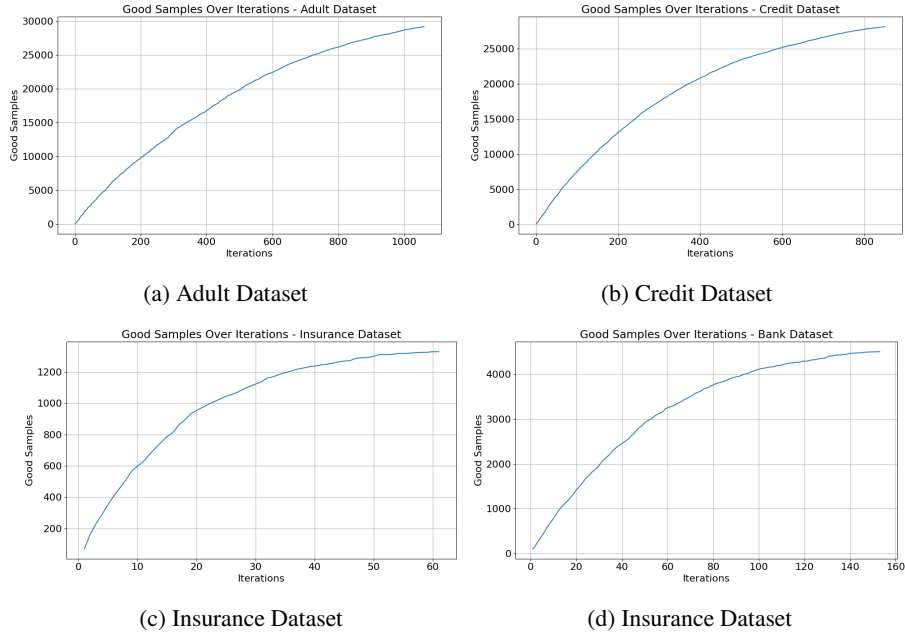


Fig. 3: Comparison of the good samples collection rate across different datasets

Experiments with retraining Figure 4 shows that the first round of iterations required to collect the good samples is the longest. Subsequent rounds might be faster as the initial population passed to each iteration contains more and more good samples. However, the

evolutionary algorithm is not deterministic, so in some runs the mutations might directly be performed on the most interesting parts of the samples, while in other runs it might take longer to guide the mutations towards better samples.

RQ1 Takeaway It is feasible to generate sufficiently many samples that fool a discriminator using classical input generation techniques.

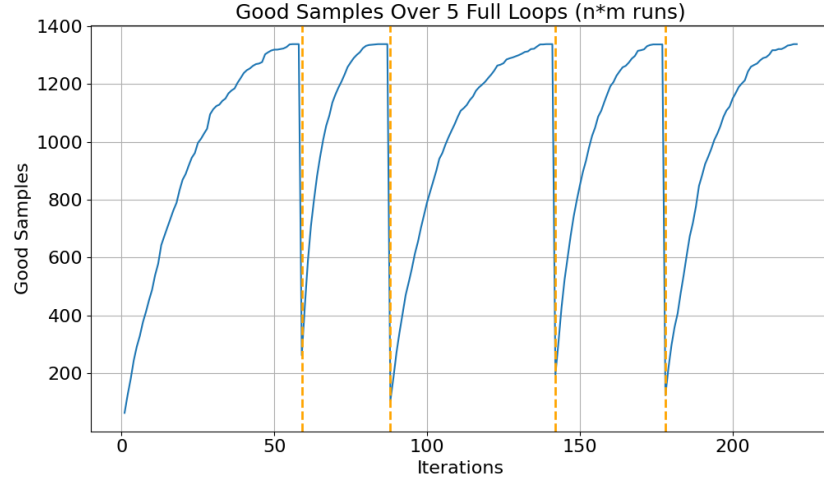


Fig. 4: Good samples for insurance dataset, with discriminator retraining. Each orange vertical dotted line represents a new iteration, with a newly trained discriminator.

RQ2: Utility of Synthetic Data In this research question, we investigate the utility of the following combinations:

- For **Task**: Original, the model is trained and tested on the original dataset.
- For **Task**: Generated, the model is trained and tested on the generated dataset.
- For **Task**: Train Original - Test Generated, the model is trained on original data and tested on the generated dataset.
- For **Task**: Train Generated - Test Original, the model is trained on generated data and tested on the original dataset.

Under the **Model** in each table, we report the best performing models, and in some cases draw attention to other, interesting models. We describe each dataset in turn.

Table 1 illustrates the utility of the synthetic insurance dataset. The baseline model trained on the original dataset reaches an R2 score of 0.82, while the model trained on the synthetic dataset reaches an even higher score. This is likely because the discriminator provided valuable feedback for Fandango to learn inter-feature dependencies, leaving little room for outliers to be present in the generated dataset. When evaluating the models

Table 1: Utility of the Synthetic insurance Dataset

Model	Task	R2 score
Random Forest Regressor	Original	0.815469
Gradient Boosting	Original	0.839996
Random Forest Regressor	Generated	0.877028
Gradient Boosting	Generated	0.866573
Random Forest Regressor	Train Original - Test Generated	0.738760
Gradient Boosting	Train Original - Test Generated	0.751189
Random Forest Regressor	Train Generated - Test Original	0.683882
Gradient Boosting	Train Generated - Test Original	0.746593

Table 2: Utility of the Synthetic adult Dataset

Model	Task	Accuracy
Random Forest	Original	0.848927
Random Forest	Generated	0.823872
Random Forest	Train Original - Test Generated	0.620815
Random Forest	Train Generated - Test Original	0.755696

trained on original and tested on generated data (and vice versa), accuracy is slightly lower but remains satisfying.

On the `adult` dataset, a similar trend can be observed in Table 2 as the model trained on the generated data reaches a similar score to the one trained on the original dataset. For this dataset, however, the model trained on original and tested on generated data performs less well. Nevertheless, the model trained on the synthetic data and tested with original samples again reaches a satisfying score, which is the goal of this work. A similar trend can be observed in Table 3 for the `credit` dataset.

Table 3: Utility of the Synthetic credit Dataset

Model	Task	Accuracy
Random Forest	Original	0.930067
Random Forest	Generated	0.742720
Random Forest	Train Original - Test Generated	0.574787
Random Forest	Train Generated - Test Original	0.671851
Naive Bayes	Train Generated - Test Original	0.784704

Finally, the experiments on the `bank` dataset highlight the potential of our approach: the model trained on generated data and tested with the original data reached *almost the same score* as the model trained and tested on the original data. This demonstrates that in sensitive applications such as finance, our approach can provide synthetic datasets that could be used to train models for banking-related tasks without revealing any sensitive information about the customers.

Table 4: Utility of the Synthetic bank Dataset

Model	Task	Accuracy
Random Forest	Original	0.905674
Random Forest	Generated	0.730287
Random Forest	Train Original - Test Generated	0.543110
SVM	Train Original - Test Generated	0.580693
Random Forest	Train Generated - Test Original	0.788504
SVM	Train Generated - Test Original	0.899042

RQ2 Takeaway Overall, our experiment has shown that it is feasible to generate synthetic datasets as useful as the original dataset.

RQ3: Similarity and Privacy of Synthetic Data Table 5 provides the Wasserstein Distance of the original and generated dataset. Recent literature [5] provided some insights into the Wasserstein Distance of the `Adult` and `Credit` with the current state-of-the-art techniques. Techniques like CTGAN [22] achieve very low distances as the generated data is very close to the original data, leading to good utility but making them vulnerable to several attacks. Thus, a small Wasserstein Distance does not imply strong privacy guarantees. With our approach, we achieve a slightly higher but still acceptable Wasserstein Distance. Several GAN-based techniques evaluated in [5] reached distances between 0.03 and 0.25 with an accuracy on the bank and credit dataset varying between 40% and slightly above 80%.

Table 5: Wasserstein Distance for every Dataset

Dataset	Wasserstein Distance
insurance	0.11
bank	0.58
credit	0.36
adult	0.61

RQ3 Takeaway Overall, our approach provides a new technique to generate data that is similar enough to provide good utility while maintaining enough difference from the original data to not generate samples that are equal to the original data samples.

5 Discussion

5.1 Limitations

Generating synthetic data with Fandango requires a Fandango specification. Such a specification can be manually written or inferred from samples or natural language descriptions. However, this assumes that either a set of samples or a clear description of the data is available.

5.2 Threats to Validity

In our evaluation, we used four commonly used datasets, where one dataset is used for a classification task and three for regression tasks. In the future, we plan to further evaluate our approach on more datasets to generalize our findings. To evaluate the resemblance of the synthetic and original datasets, we have computed the Wasserstein Distance. While the Wasserstein Distance is commonly used to compute the distance for continuous variables, our dataset contains continuous as well as categorical features. In the future, one could also compute the Jensen-Shannon Divergence [10] to further assess the similarity between categorical features.

6 Conclusion and Future Work

Training AI systems on real-world data is effective, but it bears the risk of the model memorizing and replicating private or confidential information. How can we produce synthetic data that replicates essential features of original data without memorizing the original data? We have presented a novel approach based on language-based testing:

1. An *input generator* produces synthetic data from an input specification, possibly replicating constraints of the original dataset
2. A *discriminator* trained from the original data guides the evolution of the synthetic data towards the features of the original dataset

By construction, this ensures there is no *data flow* from the original data to the synthesized data. The amount of *information flow* from the original data can be controlled through the *strictness* of the discriminator: If the discriminator accepts *only* the original data, then obviously any synthesized data will be identical. A less overfitting discriminator, though, will result in synthesized data that shows a *balance* between privacy and utility; our early experimental results indicate that our approach can actually achieve such a balance.

Our immediate plan for future work is to turn this submission into a full paper. This includes the following steps:

Larger evaluation. We plan to evaluate our approach on 10 datasets in total. Our plan is to take more datasets from UCI, e.g., those from the CTGAN paper of Xu et al. [22] or from a recent survey [5]. We are open to your suggestions for datasets to add!

Adding direct comparisons to the evaluation. We also plan to directly compare our approach to some of the existing literature, or at least to some basic GAN setups.

Assessing privacy. We will perform a feature ablation study and check until when a sample remains *unlinkable* to the original dataset, or compute some “privacy” or “information loss”.

In the long run, we believe this work forms the foundation for many exciting future research directions:

Tunable privacy. We plan to integrate discriminator guidance right into Fandango constraints, such that users can themselves specify how close the synthetic data should be to the original data.

On-demand generation of synthetic data. While Fandango constraints are mostly concerned with semantic correctness for having inputs get accepted as valid, we plan to devise dataset-level constraints that focus on statistical features, further enhancing the quality of the generated data.

All code and experimental data of our approach will be available as open source. The Fandango fuzzer can be found at <https://fandango-fuzzer.github.io/>.

References

1. Medical cost personal dataset. <https://www.kaggle.com/datasets/mirichoi0218/insurance-dataset>
2. Assefa, S.A., Dervovic, D., Mahfouz, M., Tillman, R.E., Reddy, P., Veloso, M.: Generating synthetic data in finance: opportunities, challenges and pitfalls. In: Proceedings of the First ACM International Conference on AI in Finance. pp. 1–8 (2020)
3. Becker, B., Kohavi, R.: Adult. UCI Machine Learning Repository (1996), DOI: <https://doi.org/10.24432/C5XW20>
4. Bettscheider, L., Zeller, A.: Inferring input grammars from code with symbolic parsing. ACM Trans. Softw. Eng. Methodol. (Nov 2025). <https://doi.org/10.1145/3776743>
5. Challagundla, R., Dorodchi, M., Wang, P., Lee, M.: Synthetic tabular data generation: A comparative survey for modern techniques. arXiv preprint arXiv:2507.11590 (2025)
6. Dwork, C.: Differential privacy: A survey of results. In: International conference on theory and applications of models of computation. pp. 1–19. Springer (2008)
7. Fuller, W.: Masking procedures for microdata disclosure. Journal of Official Statistics **9**(2), 383–406 (1993)
8. Goodfellow, I.J., Pouget-Abadie, J., Mirza, M., Xu, B., Warde-Farley, D., Ozair, S., Courville, A., Bengio, Y.: Generative adversarial nets. Advances in neural information processing systems **27** (2014)
9. Hernandez, M., Epelde, G., Alberdi, A., Cilla, R., Rankin, D.: Synthetic data generation for tabular health records: A systematic review. Neurocomputing **493**, 28–45 (2022)
10. Lin, J.: Divergence measures based on the shannon entropy. IEEE Transactions on Information theory **37**(1), 145–151 (2002)
11. Liu, K., Chakraborty, D., Liggesmeyer, A., Zeller, A.: Synthesizing precise protocol specs from natural language for effective test generation. arXiv preprint arXiv:2511.17977 (2025)
12. Liu, Q., Khalil, M., Jovanovic, J., Shakya, R.: Scaling while privacy preserving: A comprehensive synthetic tabular data generation and evaluation in learning analytics. In: Proceedings of the 14th Learning Analytics and Knowledge Conference. pp. 620–631 (2024)
13. Liu, Y., Acharya, U.R., Tan, J.H.: Preserving privacy in healthcare: A systematic review of deep learning approaches for synthetic data generation. Computer Methods and Programs in Biomedicine p. 108571 (2024)
14. Moro, S., Rita, P., Cortez, P.: Bank Marketing. UCI Machine Learning Repository (2014), DOI: <https://doi.org/10.24432/C5K306>
15. Rüschendorf, L.: The wasserstein distance and approximation theorems. Probability Theory and Related Fields **70**(1), 117–129 (1985)
16. Samarati, P., Sweeney, L.: Generalizing data to provide anonymity when disclosing information. In: PODS. vol. 98, pp. 10–1145 (1998)
17. Samarati, P., Sweeney, L.: Protecting privacy when disclosing information: k-anonymity and its enforcement through generalization and suppression (1998)

18. Schneider, M.J., Bailie, J., Iacobucci, D.: Why data anonymization has not taken off. Customer needs and solutions **12**(1), 1–8 (2025)
19. Steinhöfel, D., Zeller, A.: Language-based software testing. Commun. ACM **67**(4), 80–84 (Mar 2024). <https://doi.org/10.1145/3631520>, <https://doi.org/10.1145/3631520>
20. Sweeney, L.: k-anonymity: A model for protecting privacy. International journal of uncertainty, fuzziness and knowledge-based systems **10**(05), 557–570 (2002)
21. Tse, L.: Credit risk dataset. <https://www.kaggle.com/datasets/laotse/credit-risk-dataset> (2019), dataset
22. Xu, L., Skoularidou, M., Cuesta-Infante, A., Veeramachaneni, K.: Modeling tabular data using conditional GAN. Advances in neural information processing systems **32** (2019)
23. Zamudio Amaya, J.A., Smytzek, M., Zeller, A.: FANDANGO: Evolving language-based testing. Proc. ACM Softw. Eng. **2**(ISSTA) (Jun 2025). <https://doi.org/10.1145/3728915>
24. Zhang, J., Cormode, G., Procopiuc, C.M., Srivastava, D., Xiao, X.: Privbayes: Private data release via bayesian networks. ACM Transactions on Database Systems (TODS) **42**(4), 1–41 (2017)
25. Zhao, Z., Kunar, A., Birke, R., Chen, L.Y.: CTAB-GAN: Effective table data synthesizing. In: Asian conference on machine learning. pp. 97–112. PMLR (2021)