

A Systematic Evaluation of Large Language Models for PTSD Severity Estimation: The Role of Contextual Knowledge and Modeling Strategies

Panagiotis Kaliosis^{1*†}, Adithya V Ganesan^{1†}, Oscar N.E. Kjell^{2,3},
Whitney Ringwald⁴, Scott Feltman⁵, Melissa A. Carr⁶,
Dimitris Samaras¹, Camilo Ruggero⁷, Benjamin J. Luft^{6,8},
Roman Kotov⁹, H. Andrew Schwartz^{1,2*}

¹Department of Computer Science, Stony Brook University, USA.

²College of Connected Computing, Vanderbilt University, USA.

³Department of Psychology, Lund University, Sweden.

⁴Department of Psychology, University of Minnesota, USA.

⁵Department of Applied Mathematics and Statistics, Stony Brook University, USA.

⁶Stony Brook World Trade Center Wellness Program, Renaissance School of Medicine at Stony Brook University, USA.

⁷Department of Psychology, University of Texas at Dallas, USA.

⁸Department of Medicine, Renaissance School of Medicine at Stony Brook University, USA.

⁹Department of Psychiatry, Stony Brook University, USA.

*Corresponding author(s). E-mail(s): pkaliosis@cs.stonybrook.edu;
hansen.schwartz@vanderbilt.edu;

[†]These authors contributed equally to this work.

Abstract

Large language models (LLMs) are increasingly being used in a zero-shot fashion to assess mental health conditions, yet we have limited knowledge on what factors affect their accuracy. In this study, we utilize a clinical dataset of natural language narratives and self-reported PTSD severity scores from 1,437 individuals to comprehensively evaluate the performance of 11 state-of-the-art LLMs. To understand the factors affecting accuracy, we systematically varied (i) contextual knowledge like subscale definitions, distribution summary, and interview questions, and (ii) modeling strategies including zero-shot vs few shot, amount of reasoning effort, model sizes, structured subscales vs direct scalar prediction, output rescaling and nine ensemble methods. Our findings indicate that (a) LLMs are most accurate when provided with detailed construct definitions and context of the narrative; (b) increased reasoning effort leads to better estimation accuracy; (c) performance of open-weight models (Llama, Deepseek), plateau beyond 70B parameters while closed-weight (o3-mini, gpt-5) models improve with newer generations; and (d) best performance is achieved when ensembling a supervised model with the zero-shot LLMs. Taken together, the results suggest choice of contextual knowledge and modeling strategies is important for deploying LLMs to accurately assess mental health.

Keywords: Post Traumatic Stress Disorder, Large Language Models, Prompting Strategies, Zero-shot Inference

1 Introduction

Accurate mental health assessment is crucial for diagnosis and treatment for conditions such as the Post-Traumatic Stress Disorder (PTSD). However, access to timely and specialized care for such conditions remain limited, with the scarcity of trained clinicians often leading to delays in diagnosis and treatment, resulting in aggravated mental health conditions [1–3]. Despite having standard, highly-validated self-report instruments, such as the PTSD Checklist (PCL) [4], many clinicians rely instead on unstructured interviews during intake and treatment sessions to form qualitative impressions [5]. Such narrative accounts are valuable because they allow patients to describe symptoms in their own words, capturing nuances that structured scales may miss [6, 7]. However, *systematically* quantifying mental health severity from natural language communication has historically been difficult [5, 8].

Recently, language models have demonstrated accuracy that approaches a theoretical upper-bound, suggesting natural language accounts, already valued by patients and therapists, could be the solution to the assessment bottleneck [9, 10]. However, building on over a decade of natural language processing (NLP) [6, 7, 11–14], such accurate measurement has mostly been shown over supervised LLMs (either fine-tuning or utilizing supervised ML over LM-based embeddings). The use of zero-shot LLMs for mental health is still developing with less consistent results [15–18] including PTSD

[19]. Motivated by inconsistent evaluation practices in mental-health LLMs, we systematically study the role of model’s input knowledge and its assessment procedure on its assessment performance.

To address these gaps and move beyond feasibility studies [19, 20] toward principled evaluation, we conduct a systematic study of LLMs for estimating PTSD severity from open-ended responses. We vary two orthogonal axes that prior works have rarely examined in a controlled way: (1) **contextual knowledge** provided to the model — symptom definitions and validated scale items, elicitation context (participant criteria and interview prompts), and task-level priors about score distributions and (2) **modeling strategy** — model choice (size and “reasoning” capabilities), task formulation (zero- versus few-shot; direct scalar versus subscales predictions), and post-processing (calibration via predictive redistribution and ensembling). This study design responds to calls for standardized [15] and rigorous evaluation of mental-health LLMs, where existing studies are often vignette-based, and lack consistent design of prompts and modeling choices. We aim to understand the knowledge and process contents in prompts that contributes for reliable severity estimation.

Prior NLP work on PTSD and mental health often draws on social-media self-disclosures [21–23] or in-lab tasks [24]. These settings are useful for prototyping but typically suffer selection, social desirability, demographic and platform biases [25–29], limiting clinical utility. Existing studies also frame PTSD as a binary diagnosis rather than a continuous severity construct [19, 21]. However in clinical care, symptom severity is monitored on a continuum with instruments such as the PCL-5, and recommended cut points vary by population and purpose [30]. Together, these choices reduce clinical relevance and make it difficult to judge whether general-purpose LLMs actually outperform the current go-to approach — supervised language models trained and evaluated on clinically grounded data with validated scales. In contrast, we ground assessment in the PTSD Checklist, a widely used DSM-5-aligned continuous severity measure, and use semi-structured, open-ended patient language rather than social media posts.

Evaluations of general-purpose LLMs have often appeared inconsistent [31, 32]. Much of this variability can be attributed to differences in the contextual information provided to the model — what background knowledge is provided [33], how it is framed [34, 35], and where it appears [36]. Broad NLP evidence shows that LLMs’ performance shifts with the content and placement of information in long inputs, as well as with how domain knowledge is structured. Surveys of prompting and in-context learning similarly emphasize that supplying task-relevant knowledge is often decisive [37]. Yet, in clinical mental-health settings, the systematic study of context provision, e.g., symptom definitions, elicitation details, and task-level priors, has been limited compared to ad-hoc prototypes. Our design makes this issue explicit by varying what the model knows (contextual knowledge) and how it is used (modeling strategy). In line with emerging work on knowledge-grounding (e.g., types of embedded definitions), this structure yields actionable guidance for safer adoption.

In this work, we (1) present a comprehensive evaluation of eleven state-of-the-art LLMs on 1,437 open-ended clinical speech samples linked to PCL-5 severity, (2) systematically study factors that isolate the influence of contextual knowledge (symptom definitions, elicitation context, task-level priors) and modeling strategy (model choice, zero- vs. few-shot, direct construct measure vs. tallying measures of its elements, post-processing via calibration and ensembling) on performance; and (3) provide a head-to-head comparison with supervised baselines, showing that well-contextualized configurations — especially when ensembled with a supervised model can outperform alternatives, whereas naïve, context-light usage of LLMs can reduce accuracy by up to 40%.

2 Results

We evaluated the capabilities of a series of LLMs to estimate PTSD symptom severity from self-recorded clinical interviews under both zero- and few-shot scenarios. Self-reported PCL scores were available for all participants, enabling direct comparison with model predictions. As a baseline, we included a RoBERTa-based [38] regression model [39]. Additionally, two expert human raters estimated the PTSD severity of patients in a subset of 187 interviews. The LLM estimates were compared against the self-reported scores on the full dataset. The best performing ones were also compared against the human expert annotations in the manually annotated subset.

Model Scale and Prompting Strategy: LLaMA-3.1 Instruct performs well, few-shot prompting and scaling beyond 70B offer limited gains

We assessed a wide set of high-capacity LLMs, both open-source and proprietary, to examine how PTSD severity estimation performance varies with model size and prompting strategy. LLaMA-3.1-Instruct-70B achieved strong performance, yielding high correlations with self-reported PCL scores. Scaling beyond 70B did not provide consistent gains: larger open models such as DeepSeek-R1 (670B) and proprietary systems with undisclosed sizes (e.g., OpenAI’s 4o-mini and o3-mini) did not surpass the 70B LLaMA-3.1-Instruct model. As illustrated in Figure 1, Pearson correlations plateau past the 70B scale for both LLaMA and DeepSeek variants, with MAE showing similar but less stable trends. The only model that performed more accurately than the 70B LLaMA variant in both metrics is OpenAI’s GPT-5. Moreover, few-shot prompting did not yield consistent improvements and, in some cases, resulted in decreased performance. This was observed, for example, in the cases of DeepSeek-R1 and LLaMA-3.1-Instruct-405B. As a basis of comparison, we included a regression model trained on RoBERTa embeddings, introduced by Kjell et al. [39]. All evaluated models and configurations are presented in Table 1. A comprehensive evaluation across all models, sizes and evaluations is presented in Table S7 (Supplementary Material).

Thinking Step by Step: Inconsistent Performance in Chain-of-Thought Style Reasoning

We evaluated the impact of Think-Step-By-Step (TSBS) prompting [42], a variant of chain-of-thought (CoT) prompting [43] on PTSD severity estimation. TSBS

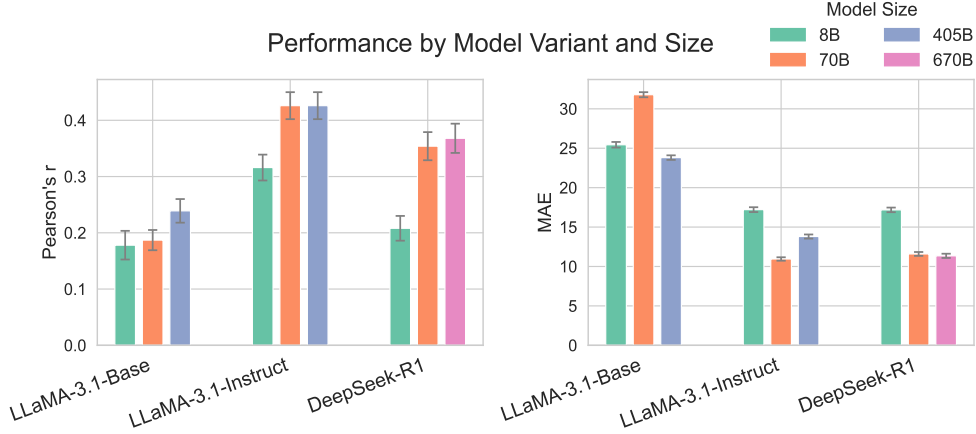


Fig. 1: Effect of model size on PCL score estimation. The improvement rate of model performance degrades when scaling up from 70B to larger model variants.

Table 1: Comparison of large LLMs: Performance on PCL score estimation across zero- and few-shot prompting. We report both Pearson correlation (\uparrow) and MAE (\downarrow). * denotes configurations whose performance difference against the supervised learning baseline [39] is statistically significant following a non-parametric bootstrapped resampling test. † Note that the baseline model consists of a frozen 355M RoBERTa backbone [38] followed by a trainable linear layer (1024 parameters).

Model Variant	Size	Pearson \uparrow		MAE \downarrow	
		0-shot	few-shot	0-shot	few-shot
<i>Kjell et al. [39]</i>	355M †	0.421		8.01	
<i>Mean Prediction</i>	1	N/A		8.94	
LLaMA-3.1-Base [40]	70B	.147	.346	31.79	15.49
LLaMA-3.1-Instruct [40]	70B	.426	.430	10.95	15.93
gpt-oss	120B	.366	.310	10.03	11.13
LLaMA-3.1-Instruct [40]	405B	.426	.361	13.80	14.69
DeepSeek-R1 [41]	670B	.368	.319	11.45	19.58
4o-mini	Undisclosed	.331	.301	13.66	22.75
o3-mini	Undisclosed	.383	.350	8.81	10.27
gpt-5	Undisclosed	.441	.475*	7.89	7.95

encourages the model to verbalize intermediate reasoning steps prior to producing its assessment. As shown in Table 2, its effects were inconsistent: TSBS produced small gains for the 8B and 405B LLaMA-3.1 models, but slightly degraded performance for the strong performing 70B model, as well as for OpenAI’s 4o-mini. These mixed results suggest that CoT-style prompting does not reliably enhance performance in

this clinical regression task and may even introduce noise for models that already possess strong implicit reasoning capabilities.

Table 2: Effect of *Think-Step-By-Step* prompting: Performance comparison between standard and TSBS prompting for 0-shot PCL score estimation. We report Pearson correlation (\uparrow) and MAE (\downarrow) against the self-reported PCL scores. The star symbol (*) denotes configurations whose performance difference against their respective non-TSBS configuration is statistically significant following a non-parametric bootstrapped resampling test.

Model	Size	TSBS	Pearson \uparrow	MAE \downarrow
LLaMA-3.1-Instruct	8B	\times	.316	17.21
LLaMA-3.1-Instruct	8B	\checkmark	.322	17.18
LLaMA-3.1-Instruct	70B	\times	.426	10.95
LLaMA-3.1-Instruct	70B	\checkmark	.412	11.59
gpt-oss	120B	\times	.366	10.03
gpt-oss	120B	\checkmark	.332	9.92
LLaMA-3.1-Instruct	405B	\times	.426	13.80
LLaMA-3.1-Instruct	405B	\checkmark	.429	11.35*
4o-mini	Undisclosed	\times	.331	13.66*
4o-mini	Undisclosed	\checkmark	.311	14.15

The effect of reasoning effort: Higher reasoning effort leads to improved model performance

Some recent LLMs released by OpenAI provide users with the ability to regulate the model’s *reasoning effort* when replying to a given query. We experimented with all three reasoning effort levels (low, medium and high) of 4o-mini and present results in Table 3. Notably, reasoning effort has a measurable effect on model performance. While performance on the Pearson correlation metric remains relatively stable between the *low* and *medium* settings, substantial improvements are observed in MAE, suggesting that increased reasoning effort better calibrates score magnitudes. At the *high* reasoning level, we observe significant gains in both metrics ($r = .422$ and $\text{MAE} = 8.23$ compared to $.388$ and 9.56 respectively in the *low* effort level), indicating that increased reasoning effort improves the model’s ability to generate accurate assessments. Notably, the average number of reasoning tokens grows nearly fivefold across effort levels, from 453 to 2237, suggesting a steep increase in the model’s internal reasoning effort.

The effect of Predictive Redistribution: Post-hoc, Distribution-Aware Adjustments Improve Regression Accuracy

A common limitation in regression with LLMs is the mismatch in variance and distribution between predicted and target values [44]. To address this issue, we experimented

Table 3: Effect of reasoning effort on PCL score estimation. We compare the performance of o3-mini and gpt-5 across all reasoning effort levels, while also reporting the average number of *reasoning tokens* per response. Increasing reasoning effort improves MAE consistently and leads to a notable gain in Pearson correlation at the highest level. The star symbol (*) denotes configurations whose performance difference against the low reasoning effort configuration is statistically significant following a non-parametric bootstrapped resampling test.

Model	Reasoning Effort	Avg. # Reasoning Tokens	Pearson \uparrow	MAE \downarrow
o3-mini	Low	453.4	0.388	9.56
	Medium	1219.1	0.383	8.81*
	High	2237.9	0.422*	8.23*
gpt-5	Low	512.2	0.438	8.18
	Medium	1109.9	0.441	7.89
	High	1896.4	0.451	7.72

with a distribution-aware adjustment method known as predictive redistribution [45], which we explain in Section 4.3. Table 4 presents the effect of predictive redistribution across our strongest models and prompting configurations. The most substantial gains appear in MAE, with post-redistribution errors consistently lower in both zero- and few-shot settings. For example, LLaMA-3.1-Instruct (70B) improves from an MAE of 10.95 to 8.25 in the zero-shot condition, achieving the best overall result. In contrast, Pearson correlation shows only modest gains in most cases, suggesting that redistribution primarily improves the calibration of absolute predictions rather than their relative ranking. Nonetheless, the highest correlation score ($r = .454$) is achieved in the 3-shot setting with LLaMA-3.1-Instruct after applying redistribution.

Subscale-based vs. Direct Construct Predictions: The Role of Contextual Cues and Scoring Format in PTSD Severity Estimation

We evaluated two formulations for PTSD severity estimation: *subscale-based prediction*, in which the model predicts the four PCL subscales (Re-experiencing, Avoidance, Dysphoria, Hyperarousal) and we aggregate them into a total score, and *direct construct prediction*, in which the model outputs a single severity value. The former mirrors the structure of the PCL and aligns with clinical practice, whereas the latter simplifies the task. All experiments used LLaMA-3.1-Instruct-70B, which offered strong performance at substantially lower computational cost than 405B. We tested a wide range of contextual cue configurations, which we present extensively in Table S8 (Supplementary Material).

Table 5 presents results across contextual cue configurations for both the *subscale-based* and *direct construct prediction* settings. In the subscale-based setting, Pearson correlations range from .367 to .455, with vast improvements in MAE following predictive redistribution. The best configuration for this setting (*w/ subscales*, 3-shot) achieved $r = .455$, surpassing the regression-based baseline [39]. Other cues, such as study context, item descriptions, or questionnaire metadata, provided smaller benefits, whereas

Table 4: Evaluation of predictive redistribution approach. We report results for 70B-scale and proprietary models across both zero- and few-shot settings. Predictive redistribution yields substantial improvements in MAE and modest gains in Pearson correlation. The best overall performance is achieved by LLaMA-3.1-Instruct (70B) with redistribution in the 3-shot condition. The star symbol (*) denotes configurations whose performance post predictive redistribution is statistically significantly better following a non-parametric bootstrapped resampling test.

Model Variant	Size	Pearson (\uparrow)				MAE (\downarrow)			
		0-shot Original	3-shot Original	0-shot Redistributed	3-shot Redistributed	0-shot Original	3-shot Original	0-shot Redistributed	3-shot Redistributed
LLaMA-3.1-Base	70B	.147	.346	.191*	.345	31.79	15.49	9.42*	9.51*
LLaMA-3.1-Instruct	70B	.426	.430	.434*	.454*	10.95	15.93	8.25*	8.22*
LLaMA-3.1-Instruct w/ TSBS	70B	.412	.396	.421	.401	11.59	12.58	8.55*	8.68*
4o-mini	N/A	.331	.301	.336	.310	13.66	22.75	9.23*	9.37*
4o-mini w/ TSBS	N/A	.311	.318	.314	.325	14.15	18.94	9.33*	9.37*
o3-mini	N/A	.383	.350	.386	.351	8.81	10.27	8.85	9.04*
gpt-5	N/A	.441	n/a	.475	.476	7.89	7.95	8.49	8.17

not providing any contextual cues led to a performance drop. The direct construct prediction setting, although it deviates from the formal clinical structure of the PCL, yielded stronger performance under multiple configurations. Prompts including study context ($r = .480$) or distributional information ($r = .482$, MAE = 7.80) led to the best performance, with item-level cues and subscale definitions also performing well.

Model Ensembles: Leveraging Complementary Models for Improved PTSD Severity Estimation

To examine whether ensembles can further improve PTSD severity estimation, we constructed a wide range of combinations by averaging predictions from complementary systems, including subscale-based models, direct scalar prediction models, and our embedding-based baseline [39]. Figure 2 summarizes ensemble performance in terms of Pearson correlation and total number of ensemble parameters. Several clear trends emerge. Ensembles built from models prompted to predict severity directly (blue-edged circular markers) generally outperform those relying on subscale prediction (brown-edged triangular markers). The strongest correlation ($r = 0.565$) is achieved by combining GPT-5 (under direct prediction) with the embedding-based baseline. In contrast, ensembles composed of highly similar models show limited improvement. Finally, we observe diminishing returns when ensembling large numbers of models ($n \geq 4$), likely reflecting conflicting predictions that dilute the benefits of diversity. Overall, these findings suggest that ensembles can offer measurable gains in mental health assessment performance [46–48].

Comparison with Human Raters

To contextualize LLM performance, we additionally collected PTSD severity estimates from two expert human raters. The human raters were also informed about the broader

Table 5: Performance of LLaMA-3.1-70B-Instruct across contextual cue configurations for PTSD severity estimation. We report both original predictions and redistributed scores for Pearson correlation (\uparrow) and MAE (\downarrow), under zero-shot and 3-shot prompting. The top section reflects subscale-based predictions, and the bottom section shows direct predictions. The star symbol (*) denotes configurations statistically significantly better than the *w/o contextual cues* counterpart (bootstrapped resampling test).

Contextual Cue Configuration	Prompt	Pearson \uparrow		MAE \downarrow	
		Orig.	Redistr.	Orig.	Redistr.
Subscale-based Prediction					
w/o contextual cues	0-shot	.407	.417	13.91	8.50
	3-shot	.377	.388	15.03	9.18
w/ evidence	0-shot	.412	.414	13.37	9.84
	3-shot	.414*	.415*	12.95*	9.32
w/ subscales	0-shot	.426	.434*	10.95	8.25
	3-shot	.430*	.455*	15.93	8.22
w/ questions	0-shot	.417*	.419*	16.77	11.22
	3-shot	.367	.376	17.04	11.79
w/ study context	0-shot	.402	.411	12.10*	8.65
	3-shot	.383	.400	14.01*	8.90
w/ items	0-shot	.416*	.430*	12.00*	8.40
	3-shot	.400*	.406	13.74*	8.84
w/ distributional information	0-shot	.407	.412	9.62*	8.61
	3-shot	.414*	.422	13.01*	9.12
w/ (evidence, subscales, questions)	0-shot	.392	.406	17.13	8.61
	3-shot	.401	.402	12.98	9.48
Direct Prediction					
w/o contextual cues	0-shot	.443	.450	11.02	8.37
	3-shot	.439	.442	12.60	8.36
w/ evidence	0-shot	.467*	.468	10.39*	8.08*
	3-shot	.463	.464	11.15*	8.18
w/ subscales	0-shot	.463	.469	10.03*	8.18
	3-shot	.436	.439	13.55	8.45
w/ questions	0-shot	.412	.415	12.34	8.43
	3-shot	.438	.441	11.77*	8.27
w/ study context	0-shot	.470*	.480*	9.66*	8.05*
	3-shot	.404	.408	12.43	8.62
w/ items	0-shot	.452	.456	10.35*	8.33
	3-shot	.440	.443	11.03*	8.27
w/ distributional information	0-shot	.452	.454	7.80*	8.08*
	3-shot	.478*	.482*	9.18*	8.03*
w/ (evidence, subscales, questions)	0-shot	.413	.417	12.29	8.42
	3-shot	.450	.453	11.61*	8.18

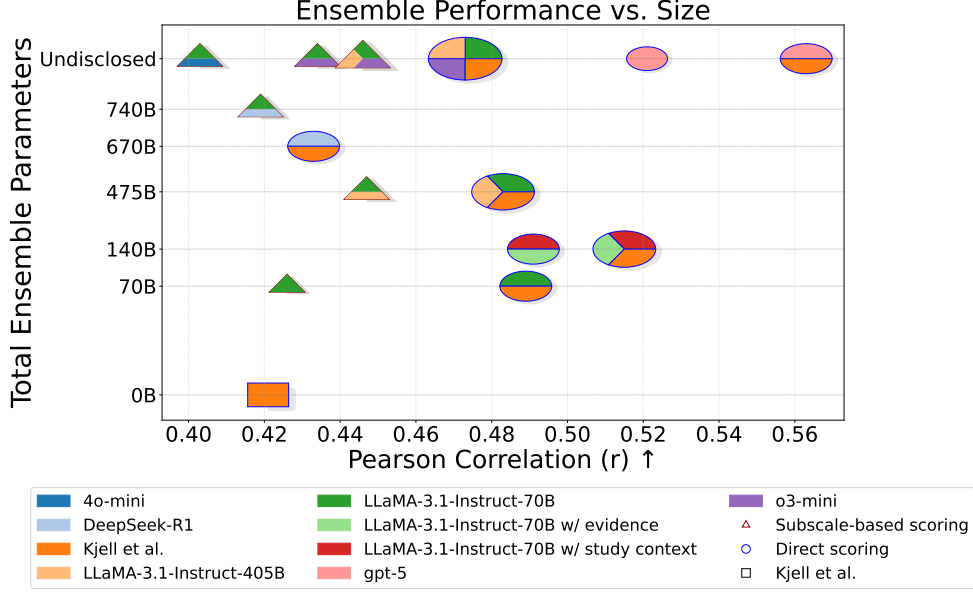


Fig. 2: Model ensembles performance on PCL score estimation. Each marker shows an ensemble, positioned by Pearson correlation (x-axis, \uparrow better) and MAE (y-axis, \downarrow better). Circles denote direct score predictions; triangles denote subscale-based predictions. Marker slices indicate the constituent models (colors per legend), and marker size reflects ensemble size.

study context, including the fact that participants were WTC responders, in order to approximate the background knowledge available in real clinical evaluations. Each rater independently reviewed 187 interview transcripts and provided a predicted PTSD severity score. We evaluated their predictions against the self-reported PCL scores to establish a human baseline. We present the results in Figure 3. The human raters achieved a correlation of $r = .44$, comparable to our supervised RoBERTa model ($r = .45$) but notably lower than the best-performing LLMs: LLaMA-3.1-70B achieved $r = .53$, and GPT-5 reached $r = .59$. To assess whether these differences were statistically significant, we compared each model’s correlation with that of the human raters using a paired non-parametric bootstrap test. GPT-5 significantly outperformed the human raters ($p = 0.001$), as did LLaMA-3.1-70B ($p = 0.049$), whereas RoBERTa did not differ significantly from human performance ($p = 0.62$). The human raters achieved very high reliability (ICC = .96 based on independent double-rating of 187 transcripts). These results underscore that frontier LLMs are capable of matching or exceeding the accuracy of trained human raters in zero-shot PTSD severity estimation.

3 Discussion

By systematically evaluating eleven state-of-the-art LLMs, we found that LLMs provisioned with specific contextual cues and operated under optimal modeling

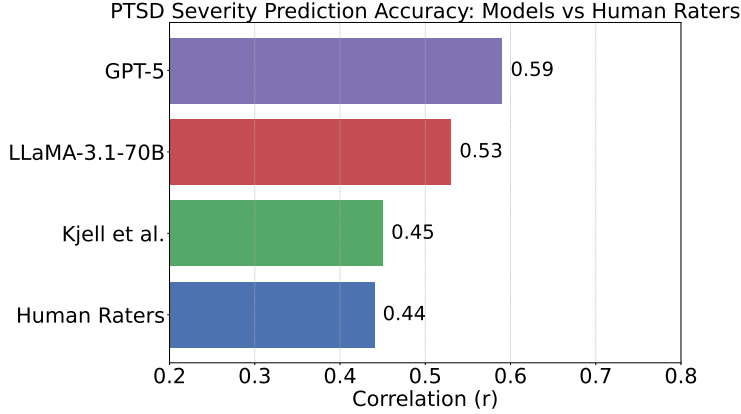


Fig. 3: Comparison of PTSD severity estimation accuracy across models and human raters. Bars show Pearson correlation (r) with ground-truth PCL scores on the held-out set of 187 interviews. GPT-5 and LLaMA-3.1-70B outperform both human raters and the supervised RoBERTa baseline [39].

strategies, can result in higher agreement with self-reported PCL scores than traditional supervised approaches and trained psychologists. Although modern LLMs surpassed traditional supervised model, ensembling different LLMs with the supervised model produced the highest agreement with self-reported scores, highlighting the complementary nature of traditional AI methods for language based mental health assessments [49]. These results highlight the potential of carefully configured LLMs to support scalable and timely mental health assessments [50–53], particularly as pre-screening, monitoring or decision-support tools that can reduce clinician burden [54, 55].

Narrative language offers the most natural and comprehensive ways for individuals to express psychological distress. Unlike self-report instruments, such as the PTSD Checklist [4], unstructured interviews allow people to describe their symptoms in their own words, capturing nuances in emotion, context, and lived experience that structured instruments may overlook. This is why, in practice, many clinicians continue to rely on unstructured interviews to form mental health assessments [5]. Language based assessments using LLMs can enhance this practice by offering a scalable, automated way to interpret such narrative accounts. Automatic LLM-based open-ended language assessments can help reduce delays caused by limited clinician availability [56, 57] and serve as a bridge for individuals hesitant to seek care due to social stigma [58, 59].

Our findings offer key insights into how contextual knowledge and modeling strategies affect LLM-based PTSD severity estimation. First, while increasing model size generally improves accuracy, the gains diminish beyond 70B parameters for open-weight LLMs, indicating a saturation point consistent with trends observed in broader NLP tasks [60, 61], and implying that the scaling laws observed in other domains [62] may

not hold for complex clinical estimation tasks like this one. Notably, zero-shot prompting often matched or exceeded few-shot performance, aligning with recent studies showing limited marginal gains from few-shot examples in tasks that do not require mathematical or symbolic reasoning [63, 64]. Moreover, our results reveal a performance gap between open- and closed-weight models. While earlier open-source models performed competitively, GPT-5 significantly outperformed all others, underscoring that proprietary models currently lead on complex clinical inference tasks [65, 66].

Reasoning has increasingly been recognized as a core determinant of LLM performance across complex tasks. Recent work has introduced a range of techniques to elicit or enhance reasoning, spanning from simple “think-step-by-step” (TSBS) prompts to more structured CoT prompting. We experimented with both approaches and found that neither yielded consistent gains in predictive performance for this clinical task. This outcome aligns with recent studies on *underthinking* and *overthinking* of LLMs, which suggest that forcing longer or more elaborate thinking chains does not necessarily improve performance [67, 68]. In fact, it may even degrade performance by encouraging the model to generate spurious explanations [69].

More recently, there have been developed frontier models explicitly trained for advanced reasoning [41, 70] by specialized post-hoc training with reinforcement learning strategies [71–73]. The most recent one, GPT-5, showed the most reliable performance on our task. The latest OpenAI models, including GPT-5, have introduced configurable reasoning effort, allowing users to explicitly request low, medium, or high reasoning depth, reflecting a shift toward reasoning as a controllable feature rather than a static property of the model. This mechanism led to a more consistent pattern: while low and medium reasoning effort yielded similar correlations, enabling high reasoning effort reliably reduced absolute error and improved the correlation metric. Although the internal mechanism behind this configuration is not publicly disclosed, our results indicate that increasing the model’s reasoning effort can enhance performance on clinical estimation tasks.

Beyond model choice, scale and reasoning configurations, we also explored a wide range of task design decisions, particularly the contextual information provided to the model and the structure of the prediction task itself (Table 5). Certain forms of contextual knowledge reliably improved performance over the no-context baseline, such as the inclusion of subscale definitions and PCL item-level descriptions (see Fig. S5 in the Supplementary Material), which appear to help the model anchor its judgments more accurately. Other forms of context, such as study-level descriptions, distributional priors, or the full questionnaire items, showed mixed effects: in some cases they yielded modest gains, while in others they had adverse impact, suggesting that not all auxiliary information is beneficial for LLMs in this setting. We also compared two task framings: (a) predicting subscale scores individually and (b) directly predicting the overall PCL score. Interestingly, unlike the clinician workflow, which is structured around self-reported subscale scores, LLMs achieved stronger performance when asked to predict the total score directly. In addition, post-hoc redistribution and simple ensembling helped further calibrate predictions, reducing variance and improving alignment with self-reported PCL scores.

This study also comes with limitations. The language samples were drawn from a single interview format, so it is unclear how well the models would generalize to other conversational settings [74]. The sample consisted exclusively of WTC responders, leaving open questions about generalization to other trauma-exposed groups [75, 76]. Finally, our target objective was the PCL score, and model performance may differ when predicting interviewer-based assessments such as formal diagnoses, despite PCL being the most widely used PTSD severity measure [77, 78]. A further limitation is that our analysis relied solely on textual input. Prior work suggests that acoustic and visual modalities can contribute unique information to clinical assessments, including indicators of affect, cognitive load, and physiological arousal [79, 80]. Incorporating multimodal signals may therefore improve both predictive accuracy and the ecological validity of LLM-based estimators [81]. Finally, our study does not address how models internally conceptualize PTSD or arrive at their predictions. Recent work highlights the importance of analyzing model reasoning pathways and uncovering latent clinical constructs used by LLMs [20, 82], underscoring a need for future work to pair performance evaluations with interpretability analyses.

This study provides a systematic analysis of the factors that shape LLM performance in zero- and few-shot PTSD severity estimation. Using a clinical dataset of 1,437 interviews, we systematically varied contextual knowledge, task framing, model size, reasoning configuration, output rescaling and ensembling strategies to understand which elements reliably influence accuracy. Across these experiments, several patterns emerged consistently: models benefited substantially from certain types of contextual information such as subscale definitions and study context; direct scalar prediction outperformed the clinically common practice of aggregating individual subscale scores; increased reasoning effort did not uniformly improve model performance; model performance plateaued beyond 70B parameters with few-shot prompting offering limited additional gains; and the strongest results arose from ensembling zero-shot LLM predictions with a supervised baseline. Together, these findings highlight the growing capabilities of LLMs for mental health assessment, while underscoring that effective deployment depends not only on model choice but also on the careful design of contextual inputs and modeling strategies.

4 Methods

4.1 Data

Collection

All participants take part in the *Stony Brook WTC Health and Wellness Program* [83]. Each participant completed a standardized set of self-recorded questions. Following prior work [39], we excluded recordings with fewer than 150 words, yielding a final sample of 1,437 participants. The cohort was predominantly male (92.6%), with ages ranging from 38 to 90 years (mean = 58.1). Self-recorded interviews averaged 7.5 minutes in duration (SD = 4.1) and ranged between 1.1 and 43.0 minutes. Additional descriptive statistics are provided in Table S9 (Supplementary Material).

Measures

Participants completed an automated clinical interview during a visit, responding aloud to questions displayed on a screen in a private room. The questions encouraged reflection on past, present, and future experiences, including personal challenges and the impact of the 9/11 events, and instructed participants to speak for at least 60 seconds without reading the prompt aloud. The interview protocol was refined across three iterations to encourage more detailed responses; additional description is provided in Kjell et al. [39]. Participants also completed the PTSD Checklist (PCL) [78], a 17-item questionnaire designed to assess the severity of PTSD symptoms. Each item is rated on a 5-point Likert scale, from 1 (“not at all severe”) to 5 (“extremely severe”).

Procedure

Video recordings were collected in a clinical setting at the *Stony Brook WTC Health and Wellness Program*. All participants provided informed consent and were made aware of their right to withdraw at any time. They were guided through the automated interview procedure by a research assistant.

Transcription

We transcribed each video interview into text using Whisper [84]. In addition, the transcripts of our study often contain the questions the participants were called to answer, since some of them read them aloud during the interview process.

4.2 Experiment Design

Prompt

The input provided to the model varies depending on the selected prompt configuration, which controls what contextual information is included (see Table 5). Each prompt is composed of a set of core components, present across all configurations, and optional plug-in components that introduce additional information or instructions.

Figures S4 and S6 (Supplementary Material) illustrate the full prompt layout for the subscale-based and direct construct prediction configurations respectively, highlighting the core components (colored boxes) and the three most commonly used optional plug-ins (gray boxes/text spans). The core components include:

- (1) the **Instructions** box (yellow), which defines the overall task for the model.
- (2) the **Scoring System** box (green), which outlines a 5-point scale (0–4) with descriptive anchors for each level of symptom severity;
- (3) the **Step-by-Step Procedure** box (blue), which guides the model through the process of symptom detection and score assignment; and
- (4) the **Expected Output** box (red), which specifies the required JSON-like format of the model’s output.

In contrast, the optional plug-ins (gray boxes/text spans) act as modular additions that can be toggled on or off depending on the experimental configuration. They are rendered in gray and serve to provide additional context or elicit more grounded reasoning. Additional plug-in elements explored in later configurations are presented in

Figure S5 (Supplementary Material). The model performance across all configurations is presented in Table 5. A summary of all plug-in options is provided in Table S8 (Supplementary Material).

Handling of Failure Cases

Most model outputs followed the expected JSON format, but a small number failed due to malformed or incomplete structure (e.g., altered keys, missing brackets) or by returning free-form text rather than JSON. We addressed these cases using a lightweight validator and a fallback regex-based parser to recover severity scores when possible. Examples that could not be recovered were excluded. Such failures were rare; fewer than 0.5% across all configurations.

Hyperparameters

All models were run with temperature set to 0.0 to ensure deterministic outputs and avoid repeated runs, which would be computationally expensive for locally hosted models and costly for closed-source APIs. This allowed performance differences to be attributed to prompt design rather than decoding randomness. Other decoding settings were kept fixed across experiments (top-p = 1.0, frequency penalty = 0.1, presence penalty = 0.0, max tokens = 3000).

Human Raters

To establish a human baseline for comparison, PTSD severity ratings were also collected from two clinical psychology graduate students (“human raters”). Both raters had prior training in diagnostic interviewing and formal instruction in DSM-5 PTSD criteria, and they were supervised throughout the process by a licensed clinical psychologist. Before beginning the main rating task, they completed a structured calibration phase involving 70 interviews for which the true PCL scores were revealed after each rating. This phase helped the raters familiarize themselves with the study population, the structure and content of the transcripts, and the scoring rubric used for PTSD severity. Following calibration, the raters independently evaluated 187 transcripts without access to ground truth. To prevent reliability drift, the raters discussed after every 50 transcripts to resolve discrepancies, without modifying previously assigned scores. This procedure provided tight reliability control across the full rating period.

4.3 Analysis

Selection of few-shot examples

To construct the few-shot configurations, we provided the model with three exemplars, each consisting of the speaker’s transcript and subscale-level or overall scores. We experimented with two strategies for selecting these examples from the data pool. The first, *range sampling*, ensured that the chosen examples collectively spanned a broad spectrum of PTSD severity scores (e.g., low, moderate, and high). The second, *percentile sampling*, selected instances corresponding to specific quantiles (e.g., 25th, 50th, and 90th percentiles) of the empirical score distribution, ensuring representativeness with respect to the population-level symptom variability. All exemplars

were drawn from a held-out set. In preliminary experiments, the *percentile sampling* strategy yielded more consistent improvements in predictive performance compared to range-based selection, thus we proceeded with this for the remainder of the study. A comparison of the two strategies is provided in Table S6 (Supplementary Material).

Baseline Method

To better compare the performance of LLM-based scoring approaches, we followed a supervised learning method [39], built on top of a frozen RoBERTa backbone and trained using mean squared error (MSE) loss on the self-reported PCL scores. It was evaluated under the same metrics as our experimental setup. While not capable of providing natural language justifications, this baseline serves as a strong text regression reference for direct comparison.

Likert Scale Adjustment

While the original PTSD Checklist (PCL) employs a 1–5 Likert scale, we modified the scoring prompt to instead use a 0–4 scale. This adjustment was made to better align with the semantics of the task, as assigning a score of “0” conveys a more definitive sense of symptom absence (i.e., “not at all severe”) compared to “1” [85].

Predictive Redistribution

Many regression-based LLMs exhibit the tendency to shrink the variance of their output distributions, often as a side effect of regularization and penalization mechanisms [86, 87]. This shrinkage typically pushes predictions toward the mean and produces more normally distributed outputs than the original training targets. While such compression has little effect on correlation-based metrics, it undermines clinical interpretability: for example, predictions may rarely exceed common diagnostic thresholds (e.g., $PCL \geq 44$), limiting usefulness for identifying severe cases. To address this, we applied a *Predictive Redistribution* [45], a two-stage procedure that stabilizes variance before training and restores the target distribution after inference. Specifically, we used the Anscombe transform to rescale scores prior to prediction (Eq.1), and then remapped outputs to the empirical mean and variance of PCL scores (Eq.2). This adjustment corrects for shrinkage when the underlying score distribution is known, though it is not appropriate in settings lacking prior knowledge about the distribution.

$$y' = 2 \cdot \sqrt{y + \frac{3}{8}} \quad (1)$$

$$y = \left(\frac{y_{\text{pred}} - \mu_{y_{\text{pred}}}}{\sigma_{y_{\text{pred}}}} \right) \cdot \sigma_y + \mu_y \quad (2)$$

Reasoning Effort

OpenAI’s o3 and GPT-5 model families allow users to specify a *reasoning effort* level when querying the model. This parameter controls how much internal reasoning effort the model performs in order to reach its final answer. Available levels include *low*, *medium*, and *high*, corresponding to increasing amounts of intermediate reasoning. The specific mechanisms through which reasoning effort is regulated remain proprietary, and no detailed public documentation exists about how it influences model behavior.

Statistical Significance Testing

We assessed whether differences between model performances were statistically significant using non-parametric bootstrap resampling ($n = 1,000$). For each metric (r , MAE), we repeatedly sampled the evaluation set with replacement and computed the pairwise performance difference between two models. This produced an empirical distribution of differences, from which we derived the 95% confidence interval (CI). A difference was deemed statistically significant if the CI excluded zero, corresponding to rejecting the null hypothesis at the $p < 0.05$ level.

5 Declarations

Data Availability

The data analysed for this project are not publicly available due to privacy reasons. However, they can be made available from the corresponding author upon request following an anonymization procedure.

Code Availability

The code for this project will be made available through a GitHub repository. The repository includes scripts for prompting LLMs, processing model outputs, computing evaluation metrics, performing bootstrap significance testing and computing ensembles. Instructions for environment setup will also be provided.

Ethics

This study was approved by the Stony Brook University Institutional Review Board (approval number IRB2022-00377) and was conducted in accordance with the Declaration of Helsinki. This study does not involve clinical trial.

Funding

This work was supported in part by grants U01OH012476 and R21OH012614 from CDC/NIOSH to Drs. Andrew Schwartz and Roman Kotov.

Acknowledgements

We express our gratitude to the rescue and recovery workers of the World Trade Center attacks for their selfless dedication following the WTC attacks and for participating in this continuous research. Our thanks also extend to the clinical staff of the World Trade Center Medical Monitoring and Treatment Programs for their unwavering commitment and to the labor and community organizations for their ongoing support.

Author Contributions

AVG, PK, ONEK, RK and HAS designed the research; PK, AVG, and ONEK built the analytic tools; SF and MAC were involved in data collection; Psychology experts WR, ONEK, and RK provided expert feedback throughout the process; CR coordinated human annotation and curated the expert rater data; PK, AVG, ONEK, WR, SF,

MAC, DS, CR, BJL, RK and HAS performed the analysis and wrote the manuscript; PK and AVG made all the display items; All authors made the final decision to submit the manuscript.

Competing Interests

ONEK co-founded and holds shares in a start-up that uses language-based assessments to diagnose mental health problems. The authors report no additional biomedical financial interests or potential conflicts of interest.

References

- [1] Owusu, J., Wang, L., Chen, S.-Y., Wickham, R., Michael, S., Bahrassa, N., Varra, A., Lee, J., Chen, C., Lungu, A.: Real-world evaluation of an evidence-based telemental health program for ptsd symptoms. *Scientific Reports* **15** (2025) <https://doi.org/10.1038/s41598-024-83144-6>
- [2] Morland, L.A., Wells, S.Y., Glassman, L.H., Greene, C.J., Hoffman, J.E., Rosen, C.S.: Advances in ptsd treatment delivery: Review of findings and clinical considerations for the use of telehealth interventions for ptsd. *Current Treatment Options in Psychiatry* **7**, 221–241 (2020)
- [3] Kuhn, E., Owen, J.E.: Advances in ptsd treatment delivery: the role of digital technology in ptsd treatment. *Current Treatment Options in Psychiatry* **7**, 88–102 (2020)
- [4] Blevins, C.A., Weathers, F.W., Davis, M.T., Witte, T.K., Domino, J.L.: The posttraumatic stress disorder checklist for dsm-5 (pcl-5): Development and initial psychometric evaluation. *Journal of traumatic stress* **28**(6), 489–498 (2015)
- [5] Aboraya, A., Nasrallah, H., Elswick, D., Ahmed, E., Estephan, N., Aboraya, D., Berzingi, S., Chumbers, J., Berzingi, S., Justice, J., Zafar, J., Dohar, S.: Measurement-based care in psychiatry-past, present, and future. *Innovations in clinical neuroscience* **15**, 13–26 (2018)
- [6] Crespo, M., Fernández-Lansac, V.: Memory and narrative of traumatic events: A literature review. *Psychological trauma : theory, research, practice and policy* **8**, 149–156 (2015) <https://doi.org/10.1037/tra0000041>
- [7] Schnurr, P., Chard, K., Ruzek, J., Chow, B., Resick, P., Foa, E., Marx, B., Friedman, M., Bovin, M., Caudle, K., Castillo, D., Curry, K., Hollifield, M., Huang, G., Chee, C., Astin, M., Dickstein, B., Renner, K., Clancy, C., Shih, M.-C.: Comparison of prolonged exposure vs cognitive processing therapy for treatment of posttraumatic stress disorder among us veterans a randomized clinical trial. *JAMA Network Open* **5** (2022) <https://doi.org/10.1001/jamanetworkopen.2021.36921>

- [8] Sikström, S., Pålsson Höök, A., Kjell, O.: Precise language responses versus easy rating scales—comparing respondents’ views with clinicians’ belief of the respondent’s views. *PLOS ONE* **18**, 0267995 (2023) <https://doi.org/10.1371/journal.pone.0267995>
- [9] Kjell, O.N., Sikström, S., Kjell, K., Schwartz, H.A.: Natural language analyzed with ai-based transformers predict traditional subjective well-being measures approaching the theoretical upper limits in accuracy. *Scientific reports* **12**(1), 3918 (2022)
- [10] Kjell, O.N., Kjell, K., Schwartz, H.A.: Beyond rating scales: With targeted evaluation, large language models are poised for psychological assessment. *Psychiatry Research* **333**, 115667 (2024)
- [11] Son, Y., Clouston, S., Kotov, R., Eichstaedt, J., Bromet, E., Luft, B., Schwartz, H.: World trade center responders in their own words: predicting ptsd symptom trajectories with ai-based language analyses of interviews. *Psychological Medicine* **53**, 1–9 (2021) <https://doi.org/10.1017/S0033291721002294>
- [12] Eichstaedt, J.C., Smith, R.J., Merchant, R.M., Ungar, L.H., Crutchley, P., Preotiu-Pietro, D., Asch, D.A., Schwartz, H.A.: Facebook language predicts depression in medical records. *Proceedings of the National Academy of Sciences* **115**(44), 11203–11208 (2018) <https://doi.org/10.1073/pnas.1802331115> <https://www.pnas.org/doi/pdf/10.1073/pnas.1802331115>
- [13] Varadarajan, V., Sikström, S., Kjell, O., Schwartz, H.A.: ALBA: Adaptive language-based assessments for mental health. In: Duh, K., Gomez, H., Bethard, S. (eds.) *Proceedings of the 2024 Conference of the North American Chapter of the Association for Computational Linguistics: Human Language Technologies (Volume 1: Long Papers)*, pp. 2466–2478. Association for Computational Linguistics, Mexico City, Mexico (2024). <https://aclanthology.org/2024.naacl-long.136/>
- [14] Mangalik, S., Eichstaedt, J.C., Giorgi, S., Mun, J., Ahmed, F., Gill, G., V. Ganesan, A., Subrahmanya, S., Soni, N., Clouston, S.A., *et al.*: Robust language-based mental health assessments in time and space through social media. *NPJ Digital Medicine* **7**(1), 109 (2024)
- [15] Hua, Y., Na, H., Li, Z., Liu, F., Fang, X., Clifton, D., Torous, J.: A scoping review of large language models for generative tasks in mental health care. *npj Digital Medicine* **8**(1), 230 (2025)
- [16] Brickman, J., Gupta, M., Oltmanns, J.R.: Large language models for psychological assessment: A comprehensive overview. *Advances in Methods and Practices in Psychological Science* **8**(3), 25152459251343582 (2025) <https://doi.org/10.1177/25152459251343582>
- [17] Stade, E., Stirman, S., Ungar, L., Boland, C., Schwartz, H., Yaden, D., Sedoc,

- J., DeRubeis, R., Willer, R., Eichstaedt, J.: Large language models could change the future of behavioral healthcare: a proposal for responsible development and evaluation. *npj Mental Health Research* **3** (2024) <https://doi.org/10.1038/s44184-024-00056-z>
- [18] Dergaa, I., Fekih-Romdhane, F., Hallit, S., Loch, A., Glenn, J., Fessi, M., Ben Aissa, M., Souissi, N., Guelmami, N., Swed, S., EL Omri, A., Bragazzi, N., Ben Saad, H.: Chatgpt is not ready yet for use in providing mental health assessment and interventions. *Frontiers in Psychiatry* **14** (2024) <https://doi.org/10.3389/fpsyt.2023.1277756>
 - [19] Tu, S., Powers, A., Merrill, N., Fani, N., Carter, S., Doogan, S., Choi, J.D.: Automating PTSD diagnostics in clinical interviews: Leveraging large language models for trauma assessments. In: *Proceedings of the 25th Annual Meeting of the Special Interest Group on Discourse and Dialogue*, pp. 644–663. Association for Computational Linguistics, Kyoto, Japan (2024). <https://doi.org/10.18653/v1/2024.sigdial-1.55> . <https://aclanthology.org/2024.sigdial-1.55/>
 - [20] Ganesan, A.V., Varadarajan, V., Lal, Y.K., Eijsbroek, V.C., Kjell, K., Kjell, O.N., Dhanasekaran, T., Stade, E.C., Eichstaedt, J.C., Boyd, R.L., et al.: Explaining gpts’ schema of depression: A machine behavior analysis. *arXiv preprint arXiv:2411.13800* (2025)
 - [21] Coppersmith, G., Harman, C., Dredze, M.: Measuring post traumatic stress disorder in twitter. *Proceedings of the International AAAI Conference on Web and Social Media* **8**(1), 579–582 (2014) <https://doi.org/10.1609/icwsm.v8i1.14574>
 - [22] Coppersmith, G., Leary, R., Crutchley, P., Fine, A.: Natural language processing of social media as screening for suicide risk. *Biomedical Informatics Insights* **10**, 117822261879286 (2018) <https://doi.org/10.1177/1178222618792860>
 - [23] Coppersmith, G., Dredze, M., Harman, C.: Quantifying mental health signals in Twitter. In: Resnik, P., Resnik, R., Mitchell, M. (eds.) *Proceedings of the Workshop on Computational Linguistics and Clinical Psychology: From Linguistic Signal to Clinical Reality*, pp. 51–60. Association for Computational Linguistics, Baltimore, Maryland, USA (2014). <https://doi.org/10.3115/v1/W14-3207> . <https://aclanthology.org/W14-3207/>
 - [24] Burdisso, S., Reyes-Ramírez, E., Villatoro-tello, E., Sánchez-Vega, F., Lopez Monroy, A., Motliceck, P.: DAIC-WOZ: On the validity of using the therapist’s prompts in automatic depression detection from clinical interviews. In: *Proceedings of the 6th Clinical Natural Language Processing Workshop*, pp. 82–90. Association for Computational Linguistics, Mexico City, Mexico (2024). <https://doi.org/10.18653/v1/2024.clinicalnlp-1.8> . <https://aclanthology.org/2024.clinicalnlp-1.8/>
 - [25] Shah, D.S., Schwartz, H.A., Hovy, D.: Predictive biases in natural language processing models: A conceptual framework and overview. In: Jurafsky, D., Chai,

- J., Schluter, N., Tetreault, J. (eds.) Proceedings of the 58th Annual Meeting of the Association for Computational Linguistics, pp. 5248–5264. Association for Computational Linguistics, Online (2020). <https://doi.org/10.18653/v1/2020.acl-main.468> . <https://aclanthology.org/2020.acl-main.468/>
- [26] Jaidka, K., Guntuku, S., Ungar, L.: Facebook versus twitter: Differences in self-disclosure and trait prediction. Proceedings of the International AAAI Conference on Web and Social Media **12**(1) (2018) <https://doi.org/10.1609/icwsm.v12i1.15026>
 - [27] Salecha, A., Ireland, M.E., Subrahmanya, S., Sedoc, J., Ungar, L.H., Eichstaedt, J.C.: Large language models display human-like social desirability biases in big five personality surveys. PNAS Nexus **3**(12), 533 (2024) <https://doi.org/10.1093/pnasnexus/pgae533>
 - [28] Jaidka, K.: Cross-platform-and subgroup-differences in the well-being effects of twitter, instagram, and facebook in the united states. Scientific reports **12**(1), 3271 (2022)
 - [29] Ahsan, H., Sharma, A.S., Amir, S., Bau, D., Wallace, B.C.: Elucidating mechanisms of demographic bias in llms for healthcare. arXiv preprint arXiv:2502.13319 (2025)
 - [30] Marx, B.P., Lee, D.J., Norman, S.B., Bovin, M.J., Sloan, D.M., Weathers, F.W., Keane, T.M., Schnurr, P.P.: Reliable and clinically significant change in the clinician-administered ptsd scale for dsm-5 and ptsd checklist for dsm-5 among male veterans. Psychological assessment **34**(2), 197 (2022)
 - [31] Ghazarian, S., Zou, Y., Shah, S., Peng, N., Beniwal, A., Potts, C., Sadagopan, N.: Assessment and mitigation of inconsistencies in llm-based evaluations (2024)
 - [32] Askari, H., Chhabra, A., Chen, M., Mohapatra, P.: Assessing LLMs for zero-shot abstractive summarization through the lens of relevance paraphrasing. In: Chiruzzo, L., Ritter, A., Wang, L. (eds.) Findings of the Association for Computational Linguistics: NAACL 2025, pp. 2187–2201. Association for Computational Linguistics, Albuquerque, New Mexico (2025). <https://doi.org/10.18653/v1/2025.findings-naacl.116> . <https://aclanthology.org/2025.findings-naacl.116/>
 - [33] V Ganesan, A., Lal, Y.K., Nilsson, A., Schwartz, H.A.: Systematic evaluation of GPT-3 for zero-shot personality estimation. In: Barnes, J., De Clercq, O., Klinger, R. (eds.) Proceedings of the 13th Workshop on Computational Approaches to Subjectivity, Sentiment, & Social Media Analysis, pp. 390–400. Association for Computational Linguistics, Toronto, Canada (2023). <https://doi.org/10.18653/v1/2023.wassa-1.34> . <https://aclanthology.org/2023.wassa-1.34/>
 - [34] Ceballos-Arroyo, A.M., Munnangi, M., Sun, J., Zhang, K., McInerney, J., Wallace, B.C., Amir, S.: Open (clinical) LLMs are sensitive to instruction

- phrasings. In: Demner-Fushman, D., Ananiadou, S., Miwa, M., Roberts, K., Tsujii, J. (eds.) Proceedings of the 23rd Workshop on Biomedical Natural Language Processing, pp. 50–71. Association for Computational Linguistics, Bangkok, Thailand (2024). <https://doi.org/10.18653/v1/2024.bionlp-1.5> . <https://aclanthology.org/2024.bionlp-1.5/>
- [35] Sun, J., Shaib, C., Wallace, B.C.: Evaluating the zero-shot robustness of instruction-tuned language models. In: The Twelfth International Conference on Learning Representations (2024). <https://openreview.net/forum?id=g9diuvxN6D>
- [36] Liu, N.F., Lin, K., Hewitt, J., Paranjape, A., Bevilacqua, M., Petroni, F., Liang, P.: Lost in the middle: How language models use long contexts. Transactions of the Association for Computational Linguistics **12**, 157–173 (2024) <https://doi.org/10.1162/tacl.a.00638>
- [37] Dong, Q., Li, L., Dai, D., Zheng, C., Ma, J., Li, R., Xia, H., Xu, J., Wu, Z., Chang, B., Sun, X., Li, L., Sui, Z.: A survey on in-context learning. In: Al-Onaizan, Y., Bansal, M., Chen, Y.-N. (eds.) Proceedings of the 2024 Conference on Empirical Methods in Natural Language Processing, pp. 1107–1128. Association for Computational Linguistics, Miami, Florida, USA (2024). <https://doi.org/10.18653/v1/2024.emnlp-main.64> . <https://aclanthology.org/2024.emnlp-main.64/>
- [38] Liu, Y., Ott, M., Goyal, N., Du, J., Joshi, M., Chen, D., Levy, O., Lewis, M., Zettlemoyer, L., Stoyanov, V.: Roberta: A robustly optimized bert pretraining approach. ArXiv **abs/1907.11692** (2019)
- [39] Kjell, O., V Ganesan, A., Boyd, R., Oltmanns, J., Rivero, A., Feltman, S., Carr, M., Luft, B., Kotov, R., Schwartz, H.: Demonstrating High Validity of a New AI-Language Assessment of PTSD: A Sequential Evaluation with Model Pre-registration
- [40] Grattafiori, A., Dubey, A., Jauhri, A., Pandey, A., Kadian, A., Al-Dahle, A., Letman, A., Mathur, A., Schelten, A., Vaughan, A., et al.: The llama 3 herd of models. arXiv preprint arXiv:2407.21783 (2024)
- [41] Guo, D., Yang, D., Zhang, H., Song, J., Zhang, R., Xu, R., Zhu, Q., Ma, S., Wang, P., Bi, X., et al.: Deepseek-r1: Incentivizing reasoning capability in llms via reinforcement learning. Nature (2025)
- [42] Kojima, T., Gu, S.S., Reid, M., Matsuo, Y., Iwasawa, Y.: Large language models are zero-shot reasoners. Advances in neural information processing systems **35**, 22199–22213 (2022)
- [43] Wei, J., Wang, X., Schuurmans, D., Bosma, M., Xia, F., Chi, E., Le, Q.V., Zhou, D., et al.: Chain-of-thought prompting elicits reasoning in large language models. Advances in neural information processing systems **35**, 24824–24837 (2022)

- [44] Geman, S., Bienenstock, E., Doursat, R.: Neural networks and the bias/variance dilemma. *Neural Computation* **4**(1), 1–58 (1992) <https://doi.org/10.1162/neco.1992.4.1.1>
- [45] Giorgi, S., Lynn, V.E., Gupta, K., Ahmed, F., Matz, S., Ungar, L.H., Schwartz, H.A.: Correcting sociodemographic selection biases for population prediction from social media. *Proceedings of the International AAAI Conference on Web and Social Media* **16**(1), 228–240 (2022) <https://doi.org/10.1609/icwsm.v16i1.19287>
- [46] Naderalvojud, B.: Improving machine learning with ensemble learning on observational healthcare data. *AMIA Annual Symposium proceedings* **2023**, 521–529 (2024)
- [47] Maziarz, K., Liu, G., Misztela, H., Kornev, A., Gaiński, P., Hoeffling, H., Fortunato, M., Gupta, R., Segler, M.: Chimera: Accurate retrosynthesis prediction by ensembling models with diverse inductive biases. *arXiv preprint arXiv:2412.05269* (2024)
- [48] Wright, A., Ringwald, W., Vize, C., Eichstaedt, J., Angstadt, M., Taxali, A., Sripada, C.: Assessing personality using zero-shot generative ai scoring of brief open-ended text. *Nature Human Behavior* (2025) <https://doi.org/10.31234/osf.io/4zx2k.v1>
- [49] Malgaroli, M., Hull, T., Zech, J., Althoff, T.: Natural language processing for mental health interventions: a systematic review and research framework. *Translational psychiatry* **13**, 309 (2023) <https://doi.org/10.1038/s41398-023-02592-2>
- [50] Malgaroli, M., Schultebrasucks, K., Myrick, K.J., Loch, A.A., Ospina-Pinillos, L., Choudhury, T., Kotov, R., De Choudhury, M., Torous, J.: Large language models for the mental health community: framework for translating code to care. *The Lancet Digital Health* **7**(4), 282–285 (2025)
- [51] Hua, Y., Na, H., Li, Z., Liu, F., Fang, X., Clifton, D., Torous, J.: A scoping review of large language models for generative tasks in mental health care. *npj Digital Medicine* **8** (2025) <https://doi.org/10.1038/s41746-025-01611-4>
- [52] Galatzer-Levy, I.R., McDuff, D.J., Malgaroli, M.: The capability of large language models to measure and differentiate psychiatric conditions through o-shot learning. *Biological Psychiatry* (2025)
- [53] Eberhardt, S., Vehlen, A., Schaffrath, J., Schwartz, B., Baur, T., Schiller, D., Hallmen, T., Andre, E., Lutz, W.: Development and validation of large language model rating scales for automatically transcribed psychological therapy sessions. *Scientific Reports* **15**, 29541 (2025) <https://doi.org/10.1038/s41598-025-14923-y>
- [54] Gaber, F., Shaik, M., Allega, F., Bilecz, A., Busch, F., Goon, K., Franke, V., Akalin, A.: Evaluating large language model workflows in clinical decision support

- for triage and referral and diagnosis. *npj Digital Medicine* **8** (2025) <https://doi.org/10.1038/s41746-025-01684-1>
- [55] Bucher, A., Egger, S., Vashkite, I., Wu, W., Schwabe, G.: “it’s not only attention we need”: Systematic review of large language models in mental health care. *JMIR Ment Health* **12** (2025) <https://doi.org/10.2196/78410>
 - [56] Zhang, L., Chen, Y., Li, Q., Zhang, J., Zhou, Y.: Barriers and facilitators to medical help-seeking in rural patients with mental illness: a qualitative meta-synthesis. *Asian Nursing Research* **18**(2), 203–214 (2024)
 - [57] Katayama, E., Woldesenbet, S., Munir, M.M., Bryan, C., Pawlik, T.: Geospatial analysis of psychiatry workforce distribution and patient travel time reveals disparities in access to mental healthcare. *Psychiatry Research Communications* **3**, 100136 (2023) <https://doi.org/10.1016/j.psycom.2023.100136>
 - [58] Corrigan, P.W., Watson, A.C.: Understanding the impact of stigma on people with mental illness. *World psychiatry* **1**(1), 16 (2002)
 - [59] Habeb, M., Ciobanu, A., Al-Ani, M., Mottershead, R.: Stigma in mental health: The status and future direction. *Cureus* **17** (2025) <https://doi.org/10.7759/cureus.85398>
 - [60] Mahapatra, J., Roy, S., Garain, U.: Exponential scaling of factual inconsistency in data-to-text generation with fine-tuned LLMs. *Transactions on Machine Learning Research* (2025)
 - [61] Chowdhery, A., Narang, S., Devlin, J., Bosma, M., Mishra, G., Roberts, A., Barham, P., Chung, H.W., Sutton, C., Gehrmann, S., *et al.*: Palm: Scaling language modeling with pathways. *Journal of Machine Learning Research* **24**(240), 1–113 (2023)
 - [62] Kaplan, J., McCandlish, S., Henighan, T., Brown, T.B., Chess, B., Child, R., Gray, S., Radford, A., Wu, J., Amodei, D.: Scaling laws for neural language models. *arXiv preprint arXiv:2001.08361* (2020)
 - [63] Cheng, X., Pan, C., Zhao, M., Li, D., Liu, F., Zhang, X., Zhang, X., Liu, Y.: Revisiting chain-of-thought prompting: Zero-shot can be stronger than few-shot. In: Christodoulopoulos, C., Chakraborty, T., Rose, C., Peng, V. (eds.) *Findings of the Association for Computational Linguistics: EMNLP 2025*, pp. 13533–13554. Association for Computational Linguistics, Suzhou, China (2025). <https://aclanthology.org/2025.findings-emnlp.729/>
 - [64] Sprague, Z.R., Yin, F., Rodriguez, J.D., Jiang, D., Wadhwa, M., Singhal, P., Zhao, X., Ye, X., Mahowald, K., Durrett, G.: To cot or not to cot? chain-of-thought helps mainly on math and symbolic reasoning. In: *The Thirteenth International Conference on Learning Representations* (2025).

<https://openreview.net/forum?id=w6nlcS8Kkn>

- [65] Zhang, G., Jin, Q., Zhou, Y., Wang, S., Idnay, B., Luo, Y., Park, E., Nestor, J., Spotnitz, M., Soroush, A., Campion, T., lu, Z., Weng, C., Peng, Y.: Closing the gap between open source and commercial large language models for medical evidence summarization. *npj Digital Medicine* **7** (2024) <https://doi.org/10.1038/s41746-024-01239-w>
- [66] Salam, B., Stüwe, C., Nowak, S., Sprinkart, A., Theis, M., Kravchenko, D., Mesropyan, N., Dell, T., Endler, C., Pieper, C., Kuetting, D., Luetkens, J., Isaak, A.: Large language models for error detection in radiology reports: a comparative analysis between closed-source and privacy-compliant open-source models. *European Radiology* **35** (2025) <https://doi.org/10.1007/s00330-025-11438-y>
- [67] Su, J., Healey, J., Nakov, P., Cardie, C.: Between underthinking and overthinking: An empirical study of reasoning length and correctness in llms. *arXiv preprint arXiv:2505.00127* (2025)
- [68] Aggarwal, P., Kim, S., Lanchantin, J., Welleck, S., Weston, J., Kulikov, I., Saha, S.: Optimalthinkingbench: Evaluating over and underthinking in llms. *arXiv preprint arXiv:2508.13141* (2025)
- [69] Hassid, M., Synnaeve, G., Adi, Y., Schwartz, R.: Don't overthink it. preferring shorter thinking chains for improved llm reasoning. *arXiv preprint arXiv:2505.17813* (2025)
- [70] Achiam, J., Adler, S., Agarwal, S., Ahmad, L., Akkaya, I., Aleman, F.L., Almeida, D., Altenschmidt, J., Altman, S., Anadkat, S., et al.: Gpt-4 technical report. *arXiv preprint arXiv:2303.08774* (2023)
- [71] Ouyang, L., Wu, J., Jiang, X., Almeida, D., Wainwright, C., Mishkin, P., Zhang, C., Agarwal, S., Slama, K., Ray, A., et al.: Training language models to follow instructions with human feedback. *Advances in neural information processing systems* **35**, 27730–27744 (2022)
- [72] Schulman, J., Wolski, F., Dhariwal, P., Radford, A., Klimov, O.: Proximal policy optimization algorithms. *arXiv preprint arXiv:1707.06347* (2017)
- [73] Ball, P.J., Smith, L., Kostrikov, I., Levine, S.: Efficient online reinforcement learning with offline data. In: *International Conference on Machine Learning*, pp. 1577–1594 (2023). PMLR
- [74] Chandra, M., Sriraman, S., Khanuja, H.S., Jin, Y., De Choudhury, M.: Reasoning is not all you need: Examining llms for multi-turn mental health conversations. *arXiv preprint arXiv:2505.20201* (2025)

- [75] Teferra, B.G., Perivolaris, A., Hsiang, W.N., Sidharta, C.K., Rueda, A., Parkinson, K., Wu, Y., Soni, A., Samavi, R., Jetly, R., Zhang, Y., Cao, B., Rambhatla, S., Krishnan, S., Bhat, V.: Leveraging large language models for automated depression screening. *PLOS Digital Health* **4**(7) (2025)
- [76] Wivine, B., D’Hondt, F., Shalev, A., Schultebrasucks, K.: A systematic review of machine learning findings in ptsd and their relationships with theoretical models. *Nature Mental Health* **3** (2025) <https://doi.org/10.1038/s44220-024-00365-4>
- [77] Weathers, F., Litz, B., Herman, D., Huska, J.A., Keane, T.: The ptsd checklist (pcl): Reliability, validity, and diagnostic utility. *Annual Convention of the International Society for Traumatic Stress Studies* (1993)
- [78] Blanchard, E.B., Jones-Alexander, J., Buckley, T.C., Forneris, C.A.: Psychometric properties of the ptsd checklist (pcl). *Behaviour Research and Therapy* **34**(8), 669–673 (1996)
- [79] Rao, R., Ganesan, A.V., Kjell, O., Luby, J., Raghavan, A., Feltman, S.M., Ringwald, W., Boyd, R.L., Luft, B.J., Ruggero, C.J., *et al.*: Whispa: Semantically and psychologically aligned whisper with self-supervised contrastive and student-teacher learning. In: *Proceedings of the 63rd Annual Meeting of the Association for Computational Linguistics (Volume 1: Long Papers)*, pp. 22529–22544 (2025)
- [80] Ringwald, W.R., Feltman, S., Schwartz, H.A., Samaras, D., Khudari, C., Luft, B.J., Kotov, R.: Day-to-day dynamics of facial emotion expressions in post-traumatic stress disorder. *Journal of Affective Disorders* **380**, 331–339 (2025) <https://doi.org/10.1016/j.jad.2025.03.109>
- [81] Sadeghi, M., Richer, R., Egger, B., Schindler-Gmelch, L., Rupp, L., Rahimi, F., Berking, M., Eskofier, B.: Harnessing multimodal approaches for depression detection using large language models and facial expressions. *npj Mental Health Research* **3** (2024) <https://doi.org/10.1038/s44184-024-00112-8>
- [82] Yang, K., Ji, S., Zhang, T., Xie, Q., Kuang, Z., Ananiadou, S.: Towards interpretable mental health analysis with large language models. In: Bouamor, H., Pino, J., Bali, K. (eds.) *Proceedings of the 2023 Conference on Empirical Methods in Natural Language Processing*, pp. 6056–6077. Association for Computational Linguistics, Singapore (2023). <https://doi.org/10.18653/v1/2023.emnlp-main.370> . <https://aclanthology.org/2023.emnlp-main.370/>
- [83] Bromet, E., Hobbs, M., Clouston, S., Gonzalez, A., Kotov, R., Luft, B.: Dsm-iv post-traumatic stress disorder among world trade center responders 11-13 years after the disaster of 11 september 2001 (9/11). *Psychological medicine* **-1**, 1–13 (2015) <https://doi.org/10.1017/S0033291715002184>
- [84] Radford, A., Kim, J.W., Xu, T., Brockman, G., McLeavey, C., Sutskever, I.: Robust speech recognition via large-scale weak supervision. In: *International*

- Conference on Machine Learning, pp. 28492–28518 (2023). PMLR
- [85] Koo, M., Yang, S.-W.: Likert-type scale. Encyclopedia **5**(1) (2025) <https://doi.org/10.3390/encyclopedia5010018>
- [86] Tibshirani, R.: Regression shrinkage and selection via the lasso. Journal of the Royal Statistical Society: Series B (Methodological) **58**(1), 267–288 (2018) <https://doi.org/10.1111/j.2517-6161.1996.tb02080.x>
- [87] Xie, Y., Xie, Y.: Variance reduction in output from generative ai. arXiv preprint arXiv:2503.01033 (2025)

Supplementary

Effect of Few-Shot Sampling Strategies on PCL Score Estimation Performance

This section examines how different few-shot sampling strategies affect model performance in PTSD severity estimation using 70B-scale models. As shown in Table S6, we compare zero-shot prompting to two few-shot configurations: percentile-based sampling (selecting examples at the 25th, 50th, and 90th percentiles of the PCL score distribution) and range-based sampling (drawing examples from both the center and tail of the distribution). While few-shot prompting generally improves performance for base models like LLaMA-3.1-Base, its effect is less consistent for instruction-tuned models. For instance, LLaMA-3.1-Instruct shows no improvement, or even slight degradation, when few-shot exemplars are added. Across models, percentile sampling tends to slightly outperform range sampling, but gains are modest and vary by architecture. These results highlight that few-shot prompting is not uniformly beneficial and that the choice of example distribution is a sensitive factor in prompt design for clinical prediction tasks.

Comprehensive Performance Comparison Across Model Sizes and Prompting Strategies

Table S7 presents a full comparison of model performance across three model size categories (8B, 70B, and larger or undisclosed-scale models), evaluated under consistent prompting protocols. Each model is tested with zero-shot and 3-shot prompting, including standard, instruction-tuned, and chain-of-thought variants. We report both original and redistributed scores for Pearson correlation and MAE. This consolidated result table provides a reference point for understanding how architectural choices, prompting style, and inference strategies jointly shape LLM performance on PTSD severity estimation.

Optional Plug-In Components for Prompt Customization

Table S8 summarizes the optional plug-in components used to construct prompts across experimental configurations. These modular elements were toggled on or off to systematically assess their contribution to model performance in PTSD severity

Table S6: 70B models: We report Pearson correlation (higher is better) and mean absolute error (MAE, lower is better) under three prompting conditions: zero-shot, few-shot with percentile-based sampling (examples at the 25th, 50th, and 90th percentiles of the empirical PCL distribution), and few-shot with stratified sampling (two examples drawn from the central bulk of the distribution and one from its skewed tail).

Model Variant	Size	Prompt	Pearson \uparrow	MAE \downarrow
LLaMA-3.1-Base	70B	0-shot	0.147	31.79
		3-shot (range sampling)	0.345	16.73
		3-shot (percentile sampling)	0.346	<u>15.49</u>
LLaMA-3.1-Instruct	70B	0-shot	0.426	<u>10.95</u>
		3-shot (range sampling)	0.403	17.07
		3-shot (percentile sampling)	0.430	15.93
LLaMA-3.1-Instruct (TSBS)	70B	0-shot	0.412	<u>11.59</u>
		3-shot (range sampling)	0.413	13.33
		3-shot (percentile sampling)	0.396	12.58
LLaMA-3.1-Instruct w/ distr. info	70B	0-shot	0.407	<u>9.62</u>
		3-shot (range sampling)	0.375	11.37
		3-shot (percentile sampling)	0.414	13.01
DeepSeek-Distil-LLaMA	70B	0-shot	0.354	<u>11.65</u>
		3-shot (range sampling)	0.374	11.75
		3-shot (percentile sampling)	0.347	12.38

estimation. Each component provides a distinct type of clinical or contextual framing, such as subscale definitions, interview questions, or study background (e.g., post-9/11 context). Other elements, like distributional information or PCL item references, offer structural guidance or calibration cues to shape model outputs. This modular design enabled targeted evaluations of which kinds of information most effectively guide large language models in generating accurate and clinically meaningful predictions.

Prompt Architecture for PTSD Severity Estimation Experiments

Figure S4 presents the full layout of the prompt used for the PTSD severity estimation experiments. The design consists of modular components that were either fixed or toggled depending on the experimental configuration. Core elements shared across all prompts include the task instructions, the structured scoring system, a clearly defined two-step procedure outlining the expected scoring process, as well as the expected output format. Optional plug-in components, shown in gray, include subscale definitions, interview questions and asking for references to parts of the text that motivated the model’s decisions. These components were included or excluded in a controlled manner to assess their contribution to model performance.

Table S7: Full model comparison across sizes. Pearson correlation (\uparrow) and MAE (\downarrow) for PCL score estimation across prompting strategies. We report both original predictions and redistributed scores. Models are grouped by scale.

Model Variant	Size	Pearson \uparrow				MAE \downarrow			
		0-shot Original	3-shot Original	0-shot Redistr.	3-shot Redistr.	0-shot Original	3-shot Original	0-shot Redistr.	3-shot Redistr.
8B Models									
LLaMA-3.1-Base	8B	.178	.251	.206	.247	25.44	26.85	10.00	10.10
LLaMA-3.1-Instruct	8B	.316	.218	.326	.217	17.21	18.72	9.30	10.04
LLaMA-3.1-Instruct (TSBS)	8B	.322	.364	.328	.365	17.18	14.19	9.28	8.86
DeepSeek-Distil-LLaMA	8B	.208	.178	.221	.182	18.98	14.09	9.90	10.22
70B Models									
LLaMA-3.1-Base	70B	.187	.345	.191	.346	31.79	16.73	9.42	9.41
LLaMA-3.1-Instruct	70B	.426	.403	.434	.429	10.95	17.07	8.25	8.49
LLaMA-3.1-Instruct (TSBS)	70B	.412	.413	.421	.424	11.59	13.33	8.55	8.53
DeepSeek-Distil-LLaMA	70B	.354	.374	.364	.376	11.65	11.75	9.05	8.80
Larger Model Variants									
LLaMA-3.1-Instruct	405B	.426	.361	.437	.366	13.80	14.69	8.45	8.99
LLaMA-3.1-Instruct (TSBS)	405B	.429	.416	.438	.415	11.35	12.38	8.27	8.51
DeepSeek-R1	670B	.368	.319	.371	.322	11.45	19.58	8.93	9.99
4o-mini	N/A	.331	.295	.336	.307	13.66	23.96	9.23	9.43
4o-mini (TSBS)	N/A	.311	.294	.314	.303	14.15	20.01	9.33	9.49
o3-mini	N/A	.383	.344	.386	.349	8.81	10.74	8.85	9.11

Table S8: Overview of optional plug-in components used in the prompt design. These components can be toggled on or off across configurations to evaluate their effect on model performance.

Plug-in Component	Description
w/ Evidence	Prompts the model to explain the reasoning behind each subscale severity score prediction by referencing relevant excerpts from the transcript.
w/ Subscale Definitions	Short descriptions for each of the four PTSD subscales (re-experiencing, avoidance, dysphoria, hyperarousal) to guide the model’s interpretation.
w/ Interview Questions	The set of questions originally posed to participants during self-recorded interviews, aimed at eliciting responses indicative of PTSD symptoms.
w/ Study Context	An expanded instruction indicating that the interview relates to post-9/11 lived experiences and clarifying the clinical framing.
w/ PCL Items	The original 17 PTSD Checklist (PCL) items used for clinical scoring [78], listed to help the model align its predictions to standard symptom indicators.
w/ Distributional Information	A summary of expected score distributions to steer the model away from extreme outputs without strong textual evidence.

Instructions: Your task is to conduct an in-depth analysis of a provided transcript, with the goal of assessing the severity of PTSD symptoms based on its 4 subscales. The transcript is derived from a patient's self-recorded answers to a set of questions, designed to assess various aspects of psychological well-being, including PTSD-related symptoms.

Questions Asked:

1. How are you? Can you elaborate?
2. How's the family? Can you elaborate?
-
-
-
13. Over the past 5 years what are the three worst things that happened to you and your family? Can you elaborate?

PTSD Subscales:

- **Re-experiencing:** Intrusive thoughts, flashbacks, nightmares, or distress when reminded of the trauma.
- **Avoidance:** Efforts to avoid thoughts, feelings, or external reminders associated with the trauma.
- **Dysphoria:** Persistent negative thoughts, feelings of guilt, emotional numbness, or loss of interest in activities.
- **Hyperarousal:** Increased irritability, hypervigilance, being easily startled, or difficulty concentrating and sleeping.

Scoring System:

- 0 - Not at all severe: The symptom is not present or negligible.
- 1 - Low severity: The symptom is present but slightly impacts the individual.
- 2 - Moderate severity: The symptom is noticeably present and moderately impacts the individual.
- 3 - High severity: The symptom is significantly present and strongly impacts the individual.
- 4 - Extreme severity: The symptom is overwhelmingly present and has a profound impact.

Steps:

- **Step 1:** Detect the PTSD subfactors in the text and provide an explanation on how each symptom was identified. Provide a score between 0 and 4.
- **Step 2:** Present the results as a nested JSON with severity scores and explanations referencing relevant spans or contextual inferences.

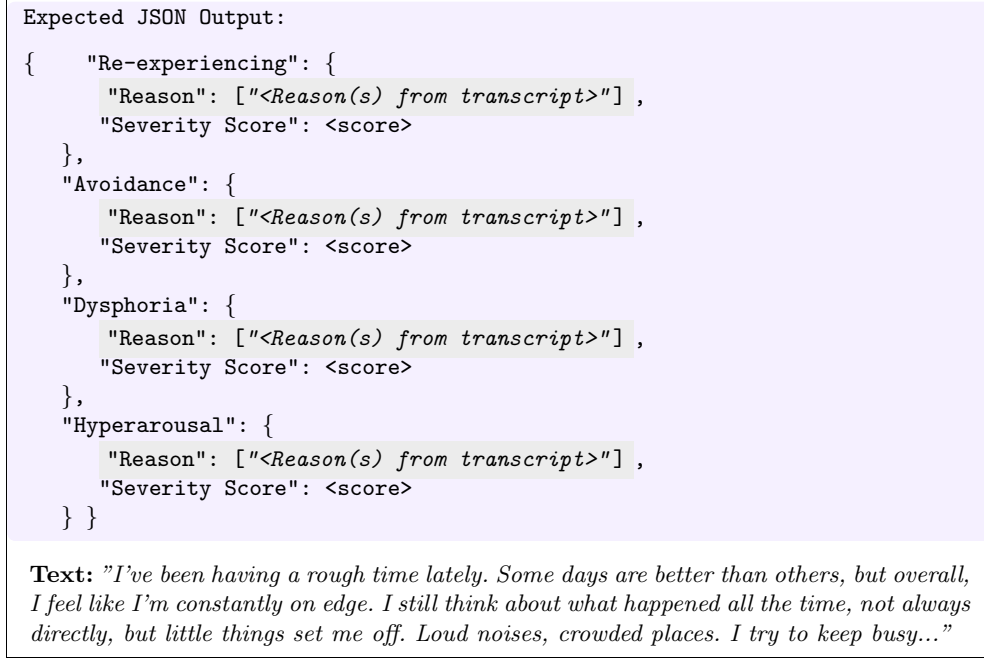


Fig. S4: Full layout of the PTSD subscale evaluation prompt. Colored boxes represent core components shared across all configurations. Gray boxes are optional plug-ins that can be included or excluded to control the amount of context provided.

Additional Plug-In Components for Further Prompt Customization

Figure S5 illustrates three plug-in prompt components that were selectively incorporated in different experimental conditions. These elements either modify core instructions or introduce additional clinical context to guide the model's scoring behavior. Panel (a) shows an updated instruction variant that embeds explicit study context, framing the task around participants' experiences following the 9/11 World Trade Center attacks. Panel (b) introduces the full list of PTSD Checklist (PCL) items. Panel (c) presents distributional guidance about typical PCL score ranges, intended to calibrate model predictions by discouraging extreme scores unless strongly supported by the input. These components were activated in a controlled manner across configurations to investigate whether they yield more accurate severity estimates.

(a) Study Context [*Updated Instruction Component*]:

Your task is to conduct an in-depth analysis of a provided transcript, with the goal of assessing the severity of PTSD symptoms based on its 4 subscales. The text you will analyze is the transcription of the patient's self-recorded answers to a set of questions. The patients are questioned about their lives after the World Trade Center disaster that happened on 9/11. These questions were designed to assess various aspects of psychological well-being, particularly symptoms associated with PTSD. The goal is to assess the overall PTSD severity related to the World Trade Center disaster.

(b) PCL Items [*Additional Component*]:

The PCL score is calculated based on 17 specific items, each representing a symptom commonly associated with PTSD. The 17 items are:

1. Repeated, disturbing memories, thoughts, or images of a stressful experience from the past.
2. Repeated, disturbing dreams of a stressful experience from the past.
- ⋮
17. Feeling jumpy or easily startled.

(c) Distributional Information [*Additional Component*]:

According to domain experts, most individuals typically score between 17 and 30. Scores between 30 and 50 occur in fewer cases, while above 50 are relatively rare and typically indicate more severe or clinically significant symptom expression. You should take this distribution into account when making your severity judgments. Use higher scores only when there is clear textual evidence of substantial psychological distress or impairment.

Fig. S5: Further plug-in prompt components that were explored in this study. These elements provide additional information and are activated selectively. They can either be additional components (*Additional Component*) or alternative variants of a core component (*Updated Component*).

Direct score prediction prompt

Instructions: Your task is to conduct an in-depth analysis of a provided transcript, with the goal of estimating the overall severity of post-traumatic stress disorder (PTSD) symptoms experienced by the individual. The text you will analyze is a transcription of the patient's spoken answers to a predefined set of self-recorded questions. The patients are questioned about their lives after the World Trade Center disaster that happened on 9/11. These questions were designed to assess various aspects of psychological well-being, particularly symptoms associated with PTSD. The goal is to assess the overall PTSD severity related to the World Trade Center disaster.

<p>Scoring System: Based on the content of the transcript, predict a single scalar PTSD severity score in the range 17 to 85, where:</p> <ul style="list-style-type: none"> - 17 represents minimal or no PTSD-related symptoms. - 85 represents extreme PTSD symptom severity across multiple domains of functioning. <p>This score should directly estimate the patient’s PCL score, a widely used self-report measure of PTSD symptom severity.</p>
<p>Steps: Carefully analyze the transcript, considering the emotional tone, content, and any references to trauma-related symptoms or functional impairments. Then assign a single integer score between 17 and 85 that best reflects the overall PTSD severity of the individual related to the World Trade Center disaster.</p>
<p>Expected JSON Output: Return your answer in the following structured JSON format:</p> <pre>{ "PTSD Severity Score": <score> }</pre>
<p>Text: <i>"I've been having a rough time lately. Some days are better than others, but overall, I feel like I'm constantly on edge. I still think about what happened all the time, not always directly, but little things set me off. Loud noises, crowded places. I try to keep busy..."</i></p>

Fig. S6: Full layout of the PTSD direct score prediction prompt, which is simpler compared to the subscales prediction one shown in Figure S4.

Dataset Descriptive Statistics

Table S9: Descriptive statistics of our dataset, including demographic information and basic audio characteristics of the self-recorded clinical interviews.

Category	Metric	Analysis Set
Demographics	Number of Recordings	1437
	Age (min / mean / max)	38 / 58.09 / 90
	Gender Ratio (F:M)	7.4 : 92.6
Audio Stats	Avg. Duration (min)	7.50 ± 4.1
	Avg. Word Count	697.93 ± 530.44