

Flow Matching for Offline Reinforcement Learning with Discrete Actions

Fairoz Nower Khan¹, Nabuat Zaman Nahim¹, Ruiquan Huang¹, Haibo Yang², and
Peizhong Ju¹

¹Department of Computer Science, University of Kentucky

²Department of Computing and Information Sciences, Rochester Institute of Technology

Abstract

Generative policies based on diffusion models and flow matching have shown strong promise for offline reinforcement learning (RL), but their applicability remains largely confined to continuous action spaces. To address a broader range of offline RL settings, we extend flow matching to a general framework that supports discrete action spaces with multiple objectives. Specifically, we replace continuous flows with continuous-time Markov chains, trained using a Q-weighted flow matching objective. We then extend our design to multi-agent settings, mitigating the exponential growth of joint action spaces via a factorized conditional path. We theoretically show that, under idealized conditions, optimizing this objective recovers the optimal policy. Extensive experiments further demonstrate that our method performs robustly in practical scenarios, including high-dimensional control, multi-modal decision-making, and dynamically changing preferences over multiple objectives. Our discrete framework can also be applied to continuous-control problems through action quantization, providing a flexible trade-off between representational complexity and performance.

1 Introduction

Offline reinforcement learning (RL) has recently seen a shift toward *generative policy modeling* driven by the success of diffusion models and related continuous-time generative frameworks (Wang et al., 2022; Chen et al., 2023; Kang et al., 2023). By decoupling policy representation from direct maximization, generative approaches mitigate extrapolation error and enable principled value-based guidance. Specifically, diffusion-based methods introduced value guidance either heuristically or via learned classifiers (Dhariwal & Nichol, 2021; Ho & Salimans, 2021). Subsequent work formalized this connection through *energy-guided generative modeling*, showing that diffusion scores can be interpreted as gradients of a KL-regularized optimal policy (Lu et al., 2023; Zheng et al., 2023).

As an important successor of diffusion models, flow matching models (Lipman et al., 2022; Liu, 2022; Lipman et al., 2024) have recently been applied to offline RL in Zhang et al. (2025). By replacing stochastic diffusion dynamics with deterministic flow matching, Zhang et al. (2025) showed that energy guidance can be incorporated directly into the training objective via Q-weighted regression. This eliminated the need for auxiliary classifiers and yielded efficient, theoretically grounded policy improvement in continuous action spaces.

However, applying flow matching models to RL is far from complete, since the existing generative offline RL methods are fundamentally restricted to *continuous* action spaces. Both diffusion

models and flow matching rely on stochastic or deterministic differential equations defined on Euclidean domains (Chen et al., 2018; Lipman et al., 2022), making them ill-suited for discrete or combinatorial decision problems in RL. In such settings, good decisions often lie in several distinct and incompatible modes, and forcing continuous generative models to interpolate between them can produce invalid actions and poor generalization when the dataset does not fully cover all behaviors (Yuan et al., 2025). Meanwhile, applying generative offline RL to real-world domains such as recommendation, token-based generation, and structured control requires policy representations and training objectives that are *native to discrete spaces*. This raises a meaningful question:

How to adapt flow matching to RL with discrete actions?

The answer is not straightforward because the current restriction to continuous action spaces is not only a modeling choice but also a structural requirement of existing flow-based RL methods. Flow matching relies on ordinary differential equations (ODEs) that transport probability mass via a vector field defined on a Euclidean domain. RL policy improvement is achieved by coupling these dynamics with gradients of value or energy functions with respect to actions. When the action space is discrete, however, this formulation breaks down: vector fields are undefined, action-space derivatives do not exist, and the continuity equation underlying flow matching no longer applies. The lack of essential ingredients, including action-gradient guidance and continuous change-of-variables arguments, prevents existing theoretical guarantees for continuous actions from carrying over directly. As a result, extending energy-guided generative policy optimization to discrete offline RL requires rethinking the policy representation, training objective, and underlying theory.

Motivating Example. Before introducing our solution, we illustrate why *treating inherently discrete decisions with continuous generative models* can lead to fundamental failures. Figure 1 presents a simple multi-objective grid-world example in which the offline dataset contains two disjoint optimal strategies, while the intermediate region is a catastrophic trap state that is never observed. This setting highlights a key limitation of continuous relaxations and regression-style policies: interpolating between discrete modes can produce invalid behavior that is absent from the data and leads directly to failure. This example motivates the need for a generative policy representation that can handle discrete spaces well.

Our Method. To answer the aforementioned question, we propose a new flow matching algorithm, Q-weighted discrete flow matching (QDFM), to solve the offline RL problem with a discrete action space. Our key idea is to replace continuous ODE-based RL policy representations with a *Continuous-Time Markov Chain (CTMC)* defined over a discrete action space, leveraging the recent Discrete Flow Matching (DFM) techniques (Campbell et al., 2024; Gat et al., 2024; Lipman et al., 2024). Instead of learning a continuous vector field that transports probability mass via a continuity equation, our proposed algorithm targets a time-dependent rate function whose induced dynamics follow the Kolmogorov forward equation.

We then integrate DFM with value-based policy improvement by deriving a *Q-weighted conditional objective* that leads to an energy-weighted loss for discrete spaces. Theoretical analysis shows that in terms of the gradient of parameters, optimizing the weighted conditional DFM objective is equivalent to optimizing a guided marginal objective for the exact KL-regularized (Boltzmann) optimal policy. This work establishes a theoretical guarantee for energy-weighted generative policies in discrete action spaces, showing that CTMC-based flows recover the KL-regularized optimal policy without auxiliary classifiers.

To address a wider range of practical scenarios, we develop our algorithm within a general multi-objective offline RL framework where the classical single-objective setting is a special case.

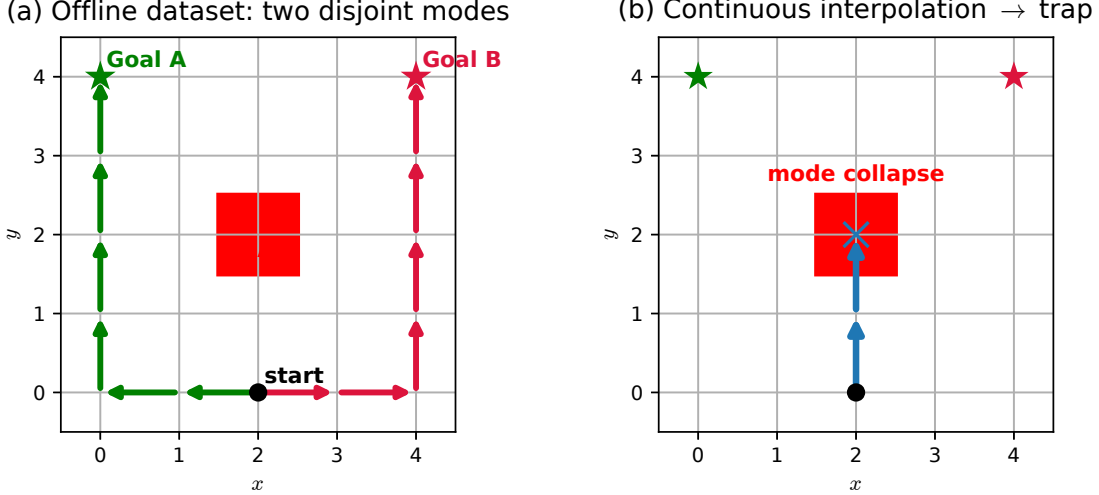


Figure 1: Motivating example a) Offline dataset exhibits two disjoint modes corresponding to different objectives (Goal A and Goal B); the central region is a trap state never observed in the data. b) A continuous treatment of the decision space can induce interpolation between the modes and potential collapse toward the mean, causing trajectories to enter the trap.

By conditioning the flow matching objective on randomly sampled preference vectors during training, the resulting model can efficiently generate actions for changing preferences at inference time without retraining. Through extensive experiments, we demonstrate that our algorithm performs robustly across high-dimensional discretized environments, intrinsically discrete control tasks, multi-objective benchmarks and a multi-agent game highlighting the adaptability of our design. To the best of our knowledge, this work presents the first principled framework for energy-guided generative policy optimization in discrete action spaces, extended to preference-conditioned multi-objective settings with theoretical guarantees.

2 Related Work

There are several types of work related to this paper. We briefly introduce them as follows.

Heuristic and Classifier-based Diffusion for RL. Diffusion-based methods were used to model policies as conditional generative processes trained via behavior cloning and guided toward high-value actions (Wang et al., 2022; Chen et al., 2023; Kang et al., 2023). Early approaches relied on heuristic guidance or classifier-based correction during sampling (Dhariwal & Nichol, 2021; Ho & Salimans, 2021), which required additional models and training procedures where different components must be trained together in a coordinated, interdependent way which increased algorithmic complexity.

Energy-Guided Diffusion and Flow Matching for RL. Contrastive Energy Prediction (CEP) formalized value guidance by learning a time-dependent energy model whose gradients steer diffusion sampling toward the KL-regularized optimal policy (Lu et al., 2023). Guided flows further generalized this idea, interpreting guidance as a modification of probability flows in continuous time (Zheng et al., 2023). Energy-Weighted Flow Matching (Zhang et al., 2025) advanced this line of

work by incorporating Q-based guidance directly into the flow matching objective, eliminating the need for auxiliary classifiers and providing theoretical guarantees for policy recovery in continuous action spaces. Our work builds directly on this insight but departs fundamentally in representation by moving from continuous ODE flows to discrete CTMC dynamics.

Discrete Flow Matching and CTMC. Discrete Flow Matching extends the flow matching framework to discrete state spaces by replacing ODE dynamics with Continuous-Time Markov Chains (CTMCs) governed by the Kolmogorov forward equation (Gat et al., 2024; Lipman et al., 2024). This framework has been successfully applied to structured generation problems, including graphs and biological sequences (Qin et al., 2024; Chen et al., 2025). Recent theoretical analyses have established learnability and consistency properties of discrete flow matching models (Su et al., 2025; Wan et al., 2025). However, prior work has not explored the integration of discrete flow matching with reinforcement learning objectives or value-based policy improvement.

Diffusion for Multi-Objective RL. Recent work Yuan et al. (2025) has explored multi-objective RL using diffusion-based generative policies in continuous action spaces, where a preference vector across objectives is used as the condition of the diffusion RL model. In this work, we use a similar approach of treating the preference vector as the condition, but for flow matching with discrete actions instead of diffusion with continuous actions.

3 Preliminaries

3.1 Problem Setup and Notations

We consider a multi-objective Markov decision process (MOMDP) \mathcal{M} which consists of $(\mathcal{S}, \mathcal{A}, \mathbf{r}, P, \gamma)$, where \mathcal{S} is the state space, \mathcal{A} is the action space, $\mathbf{r} : \mathcal{S} \times \mathcal{A} \mapsto \mathbb{R}^K$ is a vector-valued reward for K objectives, P is the transition kernel, and $\gamma \in (0, 1)$ is the discount factor. In this work, we focus on the situation of discrete actions (so the number of actions $|\mathcal{A}|$ is finite). The state space can be either discrete or continuous.

The offline dataset \mathcal{D} consists of N samples:

$$\mathcal{D} = \{(s_i, a_i, \mathbf{r}_i, s'_i)\}_{i=1}^N,$$

where s'_i denotes the state after taking an action a_i on the state s_i , and $\mathbf{r}_i \in \mathbb{R}^K$ denotes the reward vector.

In our multi-objective setting, the notion of a state-action value function depends explicitly on a user preference over objectives. We learn a vector-valued critic $\mathbf{Q}_\psi : \mathcal{S} \times \mathcal{A} \rightarrow \mathbb{R}^K$, which predicts one state-action value per objective. For a given preference vector $\omega \in \Delta^{K-1}$, we define the scalarized reward $r_\omega(s, a) := \langle \omega, \mathbf{r}(s, a) \rangle$. The state-action value function (Q-function) is then defined as

$$Q_\omega(s, a) := \mathbb{E} \left[\sum_{t=0}^{\infty} \gamma^t r_\omega(s_t, a_t) \mid s_0 = s, a_0 = a \right] \quad (1)$$

In our implementation, $Q_\omega(s, a)$ is represented by scalarizing the learned vector critic:

$$Q_\omega(s, a) = \langle \omega, \mathbf{Q}_\psi(s, a) \rangle. \quad (2)$$

For each fixed state s and preference vector ω , the optimal policy under KL-regularized policy optimization admits a closed-form solution. Specifically, when maximizing expected return while

penalizing deviation from the behavior policy $\mu(\cdot | s)$ via a Kullback–Leibler (KL) divergence, the optimal policy is given by a Boltzmann distribution (Todorov, 2006; Haarnoja et al., 2017; Lu et al., 2023):

$$\pi_{\omega}^*(a | s) = \mu(a | s) \exp(\beta Q_{\omega}(s, a)) / C(s), \quad (3)$$

where $C(s)$ is the normalization factor¹ $C(s) = \sum_a \mu(a | s) \exp(\beta Q_{\omega}(s, a))$, and $\beta > 0$ is a temperature parameter that controls the strength of value-based guidance: larger β emphasizes more on high-value actions, while smaller β keeps the policy closer to the behavior policy.

3.2 Flow Matching

Flow matching is a generative modeling framework that constructs a target distribution by learning a time-dependent velocity field that transports probability mass from a simple source distribution to a desired target distribution (Lipman et al., 2022; Liu, 2022). Given a family of intermediate distributions $\{p_t\}_{0 \leq t \leq 1}$ connecting a source p_0 to a target p_1 , flow matching learns a vector field $v_t(x)$ whose induced dynamics satisfy the continuity equation

$$\frac{\partial}{\partial t} p_t(x) = -\nabla_x \cdot (p_t(x) v_t(x)), \quad (4)$$

which describes the conservation of probability mass under deterministic transport.

In practice, sampling is performed by solving the ordinary differential equation (ODE)

$$\frac{d}{dt} X_t = v_t(X_t), \quad (5)$$

which deterministically maps samples from p_0 to p_1 . The velocity field v_t is learned by matching it to a prescribed probability path, rather than by maximizing likelihood or simulating stochastic diffusion dynamics.

Recent work has shown that flow matching can be integrated with value-based guidance for offline reinforcement learning, yielding efficient policy improvement in continuous action spaces (Zhang et al., 2025). However, both the continuity Eq. (4) and the ODE Eq. (5) rely fundamentally on gradients with respect to the underlying space, which makes this formulation incompatible with discrete action spaces.

3.3 Discrete Flow Matching

Discrete Flow Matching (DFM) extends flow matching from continuous Euclidean spaces to *discrete* spaces by modeling probability flows with a Continuous-Time Markov Chain (CTMC) (Campbell et al., 2024; Lipman et al., 2024). Where continuous flow matching learns a vector field governed by a continuity equation, DFM learns a *rate field* governed by the Kolmogorov forward equation. DFM provides a principled way to construct probability flows on discrete spaces using CTMC dynamics.

Kolmogorov forward equation. Let p_t denote the marginal probability mass function (PMF) of $X_t \in \mathcal{X}$. The CTMC dynamics evolve according to the Kolmogorov forward equation:

$$\frac{d}{dt} p_t(y) = \sum_{x \in \mathcal{X}} u_t(y, x) p_t(x). \quad (6)$$

¹When the context is clear, we omit the normalization factor by writing $\pi_{\omega}^*(a | s) \propto \mu(a | s) \exp(\beta Q_{\omega}(s, a))$.

CTMC rate field. Let \mathcal{X} be a finite discrete space. In this work, \mathcal{X} corresponds to the discrete action space \mathcal{A} . A CTMC is specified by time-dependent transition rates $u_t(y, x)$ for $x, y \in \mathcal{X}$ (also called a generator or velocity field), satisfying the standard rate (generator) constraints:

$$u_t(y, x) \geq 0 \text{ for all } y \neq x, \text{ and } \sum_y u_t(y, x) = 0. \quad (7)$$

In discrete spaces, the object that replaces a velocity field is a rate matrix; learning it lets us “flow” probability mass by jumps rather than derivatives.

4 Method: Discrete Preference-Conditioned Flow Matching on Offline RL

Our goal is to learn a flow matching model that can generate discrete actions following an optimized policy in an offline RL setting. To that end, we need to replace continuous ODE dynamics and action-space derivatives in the existing flow-based offline RL methods. Specifically, we consider a Markov jump process over discrete actions, and learn its transition rates from the corresponding flow.

4.1 Proposed Algorithm

Algorithm 1 sketched the structure of our algorithm at a high level. Phase 1 performs an *unweighted generative warm-up*, in which the rate network is trained via discrete flow matching to map a simple base distribution over actions to the empirical behavior distribution. This initialization is critical: it ensures that the learned CTMC places probability mass only on actions supported by the offline dataset, providing a well-calibrated generative model before value-based guidance is introduced. Phase 2 learns a preference-conditioned vector critic from the offline dataset, which is used to guide policy improvement in the next phase. Finally, Phase 3 performs policy improvement by reweighting endpoint actions according to Q_ω and refining the rate model via weighted conditional flow matching, biasing the generative dynamics toward higher-value actions while remaining within the data support.

In the following, we will explain Algorithm 1 in detail in terms of: i) the validity of the flow, ii) the rationality of the training objective, and iii) the inference algorithm.

4.2 Discrete Flow and its Validity in Offline RL

We first introduce the necessary notations. We use A_t for the (discrete-action-valued) random variable of the flow indexed by continuous time $0 \leq t \leq 1$. A conditional path is conditioned on $Z := (s, \omega, A_0, A_1)$, where A_0 is the initialization action and A_1 is the endpoint action. The behavior distribution that generates the offline dataset is $\mu(\cdot | s)$, while $\hat{\mu}$ denotes the estimated (learned) version of μ . We use $\delta(\cdot, \cdot)$ for the Kronecker delta (a function that outputs 1 when two inputs are the same, while outputs 0 otherwise), and $\gamma \in (0, 1)$ for the discount factor in RL.

The conditional flow path we use is

$$p_{t|Z}(a) = (1 - t)\delta(a, A_0) + t\delta(a, A_1), \quad 0 \leq t \leq 1. \quad (8)$$

The target of Algorithm 1 is learning a time-dependent rate function

$$u_{\theta,t}(a', a | s, \omega).$$

Algorithm 1 Q-weighted discrete flow matching for offline RL (sketched version)

- 1: **Input:** Offline RL Dataset \mathcal{D} , rate function $u_{\theta,t}$, guidance scale $\hat{\beta} > 0$, behavior policy $\hat{\mu}(\cdot|s)$ (learned from standard offline RL behavior cloning), support action set size M , number of epochs K_1, K_2 and K_3
 - 2: **Phase 1: flow matching model warm-up**
 - 3: **for** warm-up step $k = 1, 2, \dots, K_1$ **do**
 - 4: Sample batch $(s, a) \subset \mathcal{D}$, preference $\omega \sim \text{Uniform}$,
 - 5: Update $u_{\theta,t}$ by minimizing the unweighted DFM loss
 - 6: **end for**
 - 7: **Phase 2: critic learning**
 - 8: **for** critic learning step $k = 1, 2, \dots, K_2$ **do**
 - 9: Sample batch $(s, a, \mathbf{r}, s') \subset \mathcal{D}$ and preference $\omega \sim \text{Uniform}$.
 - 10: **Scalarize:** $Q_\omega(s, a) \leftarrow \langle \omega, \mathbf{Q}_\psi(s, a) \rangle$.
 - 11: Update vector critic \mathbf{Q}_ψ via Bellman regression on the scalarized values Q_ω .
 - 12: **end for**
 - 13: **Phase 3: iterative policy improvement**
 - 14: **for** policy improvement step $k = 1, 2, \dots, K_3$ **do**
 - 15: Sample batch (s, a) , preference $\omega \sim \text{Uniform}$, and endpoints $\{A_1^{(j)}\}_{j=1}^M$ using $u_{\theta,t}(\cdot, \cdot | s, \omega)$ (by running the CTMC inference in Algorithm 2)
 - 16: Compute guidance weights using the scalarized Q-value: $w_j \propto \exp(\hat{\beta} \langle \omega, \mathbf{Q}_\psi(s, A_1^{(j)}) \rangle)$ (Eq. (11)) over the sampled endpoints.
 - 17: Start $A_0 \leftarrow a$ (Dataset)
 - 18: Update $u_{\theta,t}$ by minimizing the Q-weighted conditional DFM loss (Eq. (10)) with weights $\{w_j\}$, biasing the flow toward high-value endpoints.
 - 19: **end for**
 - 20: **Output:** Trained rate function $u_{\theta,t}$
-

In order to make sure that the CTMC implied by this rate function is valid, the rate function $u_{\theta,t}$ needs to satisfy the rate constraints $u_{\theta,t}(a', a | s, \omega) \geq 0$ for all $a' \neq a$ and $\sum_{a' \in \mathcal{A}} u_{\theta,t}(a', a | s, \omega) = 0$.

Source and endpoint distributions. The conditional path in Eq. (8) is specified by a start action A_0 and an endpoint action A_1 , whose roles depend on the training phase. During the generative warm-up (Phase 1), we sample $A_0 \sim \text{Uniform}$ and draw the endpoint $A_1 \sim \hat{\mu}(\cdot | s)$, encouraging the model to map a base distribution to the dataset-supported action distribution. During policy improvement (Phase 3), we instead set $A_0 \leftarrow a$ for $(s, a) \sim \mathcal{D}$. For the target, we generate a support set $\{A_1^{(j)}\}_{j=1}^M$ of size M by simulating the current rate model $u_{\theta,t}$ (using Algorithm 2). These generated candidates are then reweighted according to Q_ω , effectively biasing the probability flow toward the highest-value regions of the model’s current distribution.

A valid conditional CTMC generator. To train the rate model $u_{\theta,t}$ via conditional discrete flow matching, we require a *ground-truth conditional rate field* $u_t(\cdot, \cdot | Z)$ against which the learned rate is compared in the flow-matching objective given in Eq. (10). This target rate must (i) define a valid Continuous-Time Markov Chain (CTMC), and (ii) induce the desired conditional interpolation path $p_{t|Z}$ in Eq. (8). We therefore carefully construct a time-dependent jump process

whose transition rates move probability mass toward the target action and satisfy the CTMC generator constraints by construction ensuring that the flow-matching objective compares $u_{\theta,t}$ to a well-defined CTMC generator rather than an abstract marginal rate.

Concretely, for $Z = (s, \omega, A_0, A_1)$ we use the following jump-to-endpoint rate field:

$$u_t(a', a \mid Z) = \begin{cases} \frac{1}{1-t}, & a \neq A_1, \ a' = A_1, \\ -\frac{1}{1-t}, & a \neq A_1, \ a' = a, \\ 0, & \text{otherwise,} \end{cases} \quad (9)$$

so that from any non-target action $a \neq A_1$, the only possible transition is a direct jump to the target action A_1 , and once A_1 is reached, the process remains there. Derivation in Appendix A.1 shows that Eq. (9) satisfies the Kolmogorov forward equation and reproduces the mixture path in Eq. (8).

4.3 Training Objective and Loss

The ideal (marginal) flow-matching objective depends on an intractable marginal rate field, so we instead need to optimize a tractable *conditional* objective and prove that it has the correct gradient after adding value-based weighting in the discrete setting. (We defer the proof to Section 4.6.)

The conditional DFM loss we use is defined as:

$$\mathcal{L}^w(\theta) = \mathbb{E}_{t,Z,A_t} \left[w(s, \omega, A_1) \|u_t(\cdot, A_t \mid Z) - u_{\theta,t}(\cdot, A_t \mid s, \omega)\|_2^2 \right]. \quad (10)$$

where $t \sim \text{Unif}[0, 1]$, $Z = (s, \omega, A_0, A_1)$ is sampled according to the procedure in Algorithm 1 (i.e., from \mathcal{D} and $\hat{\mu}$), $A_t \sim p_{t|Z}$, and $\|\cdot\|_2$ denotes the ℓ_2 norm over the vector of outgoing transition rates from state A_t . The weight $w(s, \omega, a)$ is the normalized Q-based guidance term:

$$w(s, \omega, a) := \frac{\exp(\hat{\beta} Q_\omega(s, a))}{\sum_{j=1}^M \left[\exp(\hat{\beta} Q_\omega(s, a'_j)) \right]}. \quad (11)$$

where $\hat{\beta}$ denotes the empirical guidance scale used for finite-sample approximation, which converges to the theoretical inverse temperature β in the infinite-sample limit. The denominator sums over M independent samples $\{a'_j\}_{j=1}^M$ which is the support set of candidate actions generated by simulating the current rate model $u_{\theta,t}$ (using Algorithm 2). We use the above weight in Line 16 of Algorithm 1, where we normalize over actions sampled from the current model which gives us a Monte Carlo approximation of the Boltzmann distribution induced by Q_ω , and iteratively biases the learned policy toward higher-value actions. This construction is closely related to Q-weighted iterative policy optimization (Zhang et al., 2025), where support actions drawn from the current policy are reweighted by exponentiated Q-values to implement KL-regularized policy improvement.

Remark. While we use a squared ℓ_2 norm in Eq. (10), our design and analysis apply more generally to any Bregman divergence (the squared ℓ_2 -norm is one of them).

Since our training loss Eq. (10) is for a CTMC instead of a continuous vector field, its effectiveness cannot be explained by the existing theories for RL with continuous actions in the literature. In Section 4.6, we will prove that despite being defined through a conditional construction, this weighted loss is equivalent in gradient to a well-defined guided *marginal* objective, providing a principled foundation for policy improvement in discrete action spaces.

Algorithm 2 Inference via CTMC simulation

```
1: Input: State  $s$ , preference  $\omega$ , trained rate model  $u_{\theta,t}$ , step size  $h > 0$ , number of steps  $N$  (so  $Nh = 1$ )
2:  $A_0 \sim \hat{\mu}(\cdot | s)$ 
3: for  $n = 0$  to  $N - 1$  do
4:   Set  $t_n \leftarrow nh$  and current action  $a \leftarrow A_{t_n}$ 
5:   Total leaving rate  $\lambda_n \leftarrow \sum_{a' \neq a} u_{\theta,t_n}(a', a | s, \omega)$ 
6:   if  $\lambda_n = 0$  then
7:      $A_{t_{n+1}} \leftarrow a$ 
8:   else
9:     With probability  $1 - h\lambda_n$ , set  $A_{t_{n+1}} \leftarrow a$ 
10:    With probability  $h\lambda_n$ , sample
```

$$A_{t_{n+1}} \sim \frac{u_{\theta,t_n}(\cdot, a | s, \omega)}{\lambda_n}$$

```
11:   end if
12: end for
13: Output: Action  $A_1$ 
```

4.4 Inference Process

After training, the learned rate model $u_{\theta,t}$ implicitly defines a discrete policy $\pi_{\theta}(\cdot | s, \omega)$ as the terminal distribution of a CTMC over actions. Given a state s and a preference vector ω , actions are generated by simulating this Markov jump process from $t = 0$ to $t = 1$. Unlike continuous flow-based policies that sample by solving an ODE in continuous action space, we sample by simulating a Markov jump process whose transition rates are given by $u_{\theta,t}$. Algorithm 2 summarizes the inference procedure (more details in Appendix A.3). Note that since we have already sampled different ω during training (Line 15 of Algorithm 1), the learned model should fit for any ω in the inference stage.

Roughly speaking, Algorithm 2 implements a discrete-time Euler approximation of the underlying Continuous-Time Markov Chain defined by the rate model $u_{\theta,t}$. At each time $t_n = nh$, the total leaving rate $\lambda_n := \sum_{a' \neq A_{t_n}} u_{\theta,t_n}(a', A_{t_n} | s, \omega)$ determines the probability of a jump occurring within the next time step. Specifically, the update

$$\mathbb{P}(A_{t_{n+1}} = a' | A_{t_n}) = \begin{cases} 1 - h\lambda_n, & a' = A_{t_n} \\ h u_{\theta,t_n}(a', A_{t_n} | s, \omega), & a' \neq A_{t_n} \end{cases}$$

corresponds to the standard (naive) Euler discretization of a CTMC (Lipman et al., 2024, Eq. (6.6)). This scheme incurs $\mathcal{O}(h)$ local error in transition probabilities and is valid provided $h\lambda_n \leq 1$.

The training Algorithm 1 and the inference Algorithm 2 together define a generative policy that enables efficient CTMC-based sampling, value-guided improvement, and preference conditioning from offline data.

4.5 Extension to Multi-Agent RL

Our framework can be extended to multi-agent reinforcement learning (MARL), where the main concern of MARL is the exponentially large joint action space when the number of agents G is

large. To address this, we use a factorized technique Campbell et al. (2022, 2024) in discrete flow matching, in which transitions correspond to asynchronous single-agent updates.

Factorized CTMC rate. We define the joint transition rate as

$$u_{\theta,t}(a', a \mid s, \omega) = \sum_{i=1}^G \delta(a'^{(-i)}, a^{(-i)}) u_{\theta,t}^{(i)}(a'^{(i)}, a \mid s, \omega), \quad (12)$$

where $u_{\theta,t}^{(i)}$ is the rate for agent i to change its action conditioned on the current joint configuration a , $a^{(i)}$ denotes the action of agent i , and $a^{(-i)}$ denotes the actions of all agents except agent i . This construction ensures that only one agent updates at a time and that the number of modeled rates scales as $\sum_i |\mathcal{A}_i|$, rather than $\prod_i |\mathcal{A}_i|$.

Factorized conditional path. To train the factorized generator, we define the conditional probability path

$$p_{t|Z}(a) = \prod_{i=1}^G \left[(1-t) \delta(a^{(i)}, a_0^{(i)}) + t \delta(a^{(i)}, a_1^{(i)}) \right], \quad (13)$$

This construction implies that at any intermediate time t , the joint state is a mix of agents who have transitioned to their target actions $a_1^{(i)}$ and agents who remain at their start actions $a_0^{(i)}$. This factorized path is perfectly compatible with the generator in Eq. (12), allowing us to decompose the training objective into a sum of per-agent flow matching losses.

For centralized multi-objective guidance while preserving decentralized execution, we use the QMIX framework (Rashid et al., 2020), which represents the centralized joint action-value as a monotonic mixing of per-agent values.

A detailed construction of the factorized conditional path and the corresponding decomposed training objective is provided in Appendix A.9.

4.6 Theory: Gradient Equivalence and Optimal Policy Recovery

In flow matching, the ideal objective is a *marginal* regression loss that matches the (typically intractable) marginal rate field along the true probability path. Our training objective is defined through a *weighted conditional* flow-matching loss. We must show that minimizing our loss is equivalent to optimizing a well-defined *guided marginal* objective, despite the additional complication of our setting that uses endpoint reweighting to bias learning toward high-value actions. We formalize the corresponding guided marginal loss and prove gradient equivalence.

Guided marginal objective. Fix (s, ω) and consider the conditional path $p_{t|Z}$ given in Eq. (8), indexed by $Z = (s, \omega, A_0, A_1)$. Let $w(Z) = w(s, \omega, A_1)$ be a nonnegative endpoint weight independent of θ . Define the tilted joint distribution at time t as

$$\tilde{p}_t(x, z) := \frac{w(z) p_t(x, z)}{C_t}, \quad C_t := \mathbb{E}_{(X_t, Z) \sim p_t}[w(Z)]. \quad (14)$$

The corresponding guided marginal target rate is

$$\tilde{u}_t(\cdot, x) := \mathbb{E}_{Z \sim \tilde{p}_t(\cdot | X_t=x)}[u_t(\cdot, x \mid Z)], \quad (15)$$

which induces the guided marginal loss

$$\mathcal{L}_{\text{Marg}}^w(\theta) := \mathbb{E}_{t \sim \text{Unif}[0,1]} \left[C_t \mathbb{E}_{X_t \sim \tilde{p}_t} \left[\left\| \tilde{u}_t(\cdot, X_t) - u_{\theta,t}(\cdot, X_t) \right\|_2^2 \right] \right]. \quad (16)$$

Theorem 4.1 (Gradient Equivalence). *Assume $w(Z)$ is independent of θ . Then the gradients of the guided conditional objective and the guided marginal objective coincide:*

$$\nabla_{\theta} \mathcal{L}^w(\theta) = \nabla_{\theta} \mathcal{L}_{\text{Marg}}^w(\theta).$$

and therefore $\nabla_{\theta} \mathcal{L}^w(\theta)$ equals the gradient of a guided marginal DFM objective that targets \tilde{u}_t .

Corollary 4.2 (Recovery of the KL-Regularized Optimal Policy). *Under standard coverage and realizability assumptions, Algorithm 1 recovers the KL-regularized (Boltzmann) optimal policy as the terminal distribution of the learned CTMC.*

Theorem 4.1 ensures that value-guided conditional training optimizes a valid guided marginal objective, providing a principled foundation for policy improvement in discrete action spaces. Corollary 4.2 shows that this objective recovers the desired optimal policy. Formal statements and proofs are provided in Appendix A.6 and A.7 respectively.

5 Experiments

We conduct experiments on discretized MuJoCo benchmark tasks, discrete multi-objective environments and a multi-agent game task to evaluate the performance of our design from different aspects.

5.1 Discretized MuJoCo Benchmark

We begin by asking whether a policy that is *inherently discrete* can still produce effective behavior on a continuous-control task when actions are discretized. This helps us show that our discrete generative action generator is not limited to categorical action spaces, but can also be used as an interface for continuous control.

To achieve that goal, we evaluate our discrete CTMC framework on six standard MuJoCo offline benchmarks from Minari Todorov et al. (2012); Foundation (2023) to quantify how our method compares to strong offline RL baselines: AWAC (Nair et al., 2020), advantage-weighted behavioral cloning (AWBC; implemented as advantage-weighted regression) (Peng et al., 2019), BCQ (Fujimoto et al., 2019), CQL (Kumar et al., 2020), and a greedy value-selection baseline (GreedyQ), which selects $a = \arg \max_{a \in \mathcal{A}} Q(s, a)$ under the learned critic. We adapt these baselines to the same discretized action space (using a fixed number of action divisions $K_{\text{act}} = 256$) for a fair comparison.

Table 1 reports results on the six benchmarks. Our method is competitive enjoying better performance than all baselines in 4 out of 6 tasks. It is worth noting that because actions are discretized into a finite set, absolute normalized returns are not directly comparable to continuous-action policies. Our goal is to evaluate relative performance among discrete offline methods under a fixed discretization. Notably, our method QDFM achieves an order-of-magnitude reduction in action generation time (5.87ms) compared to reported values in Zhang et al. (2025) for continuous action space diffusion-based (75.05ms, 55.86ms) and optimal-transport-based (27.26ms) methods.

We observe higher variance which is expected given that our policy is obtained via stochastic CTMC simulation rather than direct action regression. This variance reflects genuine exploration

Table 1: We report mean \pm standard deviation over three seeds. Evaluation numbers are normalized as suggested by Fu et al. (2020). Actual returns are given in Appendix B.2. Best results per row (highest return) are in **bold**.

Dataset	Environment	AWAC	AWBC	BCQ	CQL	GreedyQ	QDFM (Ours)
Expert	HalfCheetah	2.49 \pm 2.47	-0.71 \pm 0.45	10.33\pm5.49	-1.19 \pm 0.01	-0.31 \pm 0.00	1.26 \pm 0.75
Medium	HalfCheetah	19.69 \pm 16.28	2.22 \pm 1.23	20.23\pm8.21	-0.58 \pm 0.81	-0.23 \pm 0.06	4.92 \pm 2.57
Expert	Hopper	0.95 \pm 0.00	1.03 \pm 0.03	4.95 \pm 4.75	0.90 \pm 0.00	0.90 \pm 0.00	15.00\pm8.52
Medium	Hopper	1.54 \pm 0.03	7.12 \pm 0.16	36.18 \pm 26.22	1.13 \pm 0.02	1.11 \pm 0.02	37.29\pm21.85
Expert	Walker2d	1.53 \pm 0.70	-0.20 \pm 0.02	3.26 \pm 2.92	-0.31 \pm 0.02	-0.30 \pm 0.03	4.57\pm2.20
Medium	Walker2d	-0.18 \pm 0.02	2.48 \pm 2.42	9.30 \pm 5.93	6.65 \pm 0.25	6.59 \pm 0.25	12.48\pm12.78

over the learned action distribution rather than training instability. Importantly, increasing variance does not degrade average performance; in several tasks, comparatively higher-return solutions are discovered at the cost of increased dispersion across episodes.

We also validate CTMC simulation behavior on intrinsically discrete single-objective control tasks (**CartPole-v1**, **Acrobot-v1**) and results are reported in Appendix B.4. Further ablations on different number of action divisions K_{act} including complete baseline comparisons, ablations on stability and the number of Euler integration steps are provided in the Appendix B.1, B.2, B.3 respectively. Our results are consistent with the message that our value-guided discrete flow remains competitive compared to baselines across multiple discretizations and show that discrete CTMC-based action generation can recover continuous-control behavior through discretization, while offering computational trade-offs that are difficult to achieve vice-versa with purely continuous-flow samplers.

5.2 Multi-Objective Discrete Benchmarks

We next evaluate our method on two standard multi-objective offline benchmarks with discrete actions: Deep-Sea-Treasure (DST, 2 objectives) and Resource-Gathering (RG, 3 objectives) Vamplew et al. (2011). We compare against preference-conditioned CQL trained with scalarization and report the hypervolume ratio (HV ratio), defined as the hypervolume of the learned policy frontier normalized by the hypervolume of the dataset’s best-known trade-offs. While HV ratio captures proximity to extreme returns, it does not reflect frontier diversity; therefore, we additionally report spacing (SP) and the number of optimal trade-offs discovered (ND).

We show here that our single preference-conditioned generative action model can be trained once and then used to produce high-quality actions for a wide range of preferences at inference time, eliminating the need to train separate policies for each preference. As shown in Table 2, QDFM consistently discovers many Pareto-optimal solutions while scalarized CQL learns one optimal policy per scalarization hence collapses to a single solution in offline discrete setting across both environments. A policy is Pareto-optimal if no other policy achieves higher return in all objectives, and the Pareto front is the set of all such non-dominated solutions. Further experimental results on various multi-objective environments are reported in Appendix B.5, B.6, B.7.

5.3 Multi-Agent Game

To empirically validate the multi-agent extension in Sec. 4.5, we consider a two-agent coordination game with discrete joint actions and conflicting objectives. Table 3 shows that our factorized

Table 2: Multi-objective performance on discrete benchmarks. We report the hypervolume ratio (HV Ratio) with respect to the dataset Pareto front, the spacing metric (SP), and the number of distinct non-dominated solutions (ND). Scalarized CQL collapses to a single solution (ND=1), while QDFM recovers a diverse approximation of the Pareto front.

Environment	Algorithm	HV Ratio (\uparrow)	SP (\downarrow)	ND (\uparrow)
Deep Sea Treasure	CQL (Scalar)	0.92 ± 0.11	–	1
	QDFM (Ours)	0.90 ± 0.03	0.18 ± 0.03	15
Resource Gathering	CQL (Scalar)	0.67 ± 0.10	–	1
	QDFM (Ours)	0.82 ± 0.05	0.07 ± 0.02	4

Table 3: In a two-agent offline matrix game we compare 2D hypervolume (higher is better), spread (higher indicates broader coverage here), and Coord which is the coordination rate at $\omega = (0, 1)$ (lower indicates the policy deliberately trades coordination for safety).

Method	HV \uparrow	Spread \uparrow	Coord@ $\omega=(0, 1)$
Independent BC	30.145 ± 0.704	0.043 ± 0.041	0.748 ± 0.025
Centralized BC	32.786 ± 0.284	0.039 ± 0.015	0.824 ± 0.012
QDFM (ours)	47.667 ± 0.529	0.616 ± 0.072	0.283 ± 0.028

CTMC policy with centralized multi-objective guidance achieves near-perfect coordination when preferences favor task reward, and smoothly trades off coordination for safety as preferences change. In contrast, both independent and centralized behavior cloning gives a collapsed trade-off and is insensitive to preferences. Implementation details and visualizations are given in Appendix B.8.

6 Conclusion and Future Work

We presented a discrete, preference-conditioned generative policy optimization framework for offline RL that replaces continuous probability flows with a CTMC over discrete actions. By learning a transition-rate model via discrete flow matching and performing policy improvement through value-guided endpoint reweighting, our method can efficiently generate actions for varying preferences at inference time, without retraining, in discrete action spaces.

Interesting future directions include extending our framework to other RL settings, such as missing/biased offline datasets, online and hybrid learning, and multi-agent scenarios including dynamic and decentralized multi-agent RL.

References

- Campbell, A., Benton, J., De Bortoli, V., Rainforth, T., Deligiannidis, G., and Doucet, A. A continuous time framework for discrete denoising models. *Advances in Neural Information Processing Systems*, 35:28266–28279, 2022.
- Campbell, A., Yim, J., Barzilay, R., Rainforth, T., and Jaakkola, T. Generative flows on discrete state-spaces: Enabling multimodal flows with applications to protein co-design. In *International Conference on Machine Learning*, pp. 5453–5512. PMLR, 2024.

- Chen, H., Lu, C., Ying, C., Su, H., and Zhu, J. Offline reinforcement learning via high-fidelity generative behavior modeling. In *The Eleventh International Conference on Learning Representations*, 2023.
- Chen, R. T., Rubanova, Y., Bettencourt, J., and Duvenaud, D. K. Neural ordinary differential equations. *Advances in neural information processing systems*, 31, 2018.
- Chen, T., Zhang, Y., Tang, S., and Chatterjee, P. Multi-objective-guided discrete flow matching for controllable biological sequence design. *arXiv preprint arXiv:2505.07086*, 2025.
- Dhariwal, P. and Nichol, A. Diffusion models beat gans on image synthesis. *Advances in neural information processing systems*, 34:8780–8794, 2021.
- Foundation, F. Gymnasium: A standard api for reinforcement learning, 2023. URL <https://gymnasium.farama.org/environments/mujoco/>.
- Fu, J., Kumar, A., Nachum, O., Tucker, G., and Levine, S. D4rl: Datasets for deep data-driven reinforcement learning. *arXiv preprint arXiv:2004.07219*, 2020.
- Fujimoto, S., Meger, D., and Precup, D. Off-policy deep reinforcement learning without exploration. In *International Conference on Machine Learning*, pp. 2052–2062. PMLR, 2019.
- Gat, I., Remez, T., Shaul, N., Kreuk, F., Chen, R. T., Synnaeve, G., Adi, Y., and Lipman, Y. Discrete flow matching. *Advances in Neural Information Processing Systems*, 37:133345–133385, 2024.
- Haarnoja, T., Tang, H., Abbeel, P., and Levine, S. Reinforcement learning with deep energy-based policies. In *International conference on machine learning*, pp. 1352–1361. PMLR, 2017.
- Ho, J. and Salimans, T. Classifier-free diffusion guidance. In *NeurIPS 2021 Workshop on Deep Generative Models and Downstream Applications*, 2021.
- Kang, B., Ma, X., Du, C., Pang, T., and Yan, S. Efficient diffusion policies for offline reinforcement learning. *Advances in Neural Information Processing Systems*, 36:67195–67212, 2023.
- Kumar, A., Zhou, A., Tucker, G., and Levine, S. Conservative q-learning for offline reinforcement learning. *Advances in Neural Information Processing Systems*, 33:1179–1191, 2020.
- Lipman, Y., Chen, R. T., Ben-Hamu, H., Nickel, M., and Le, M. Flow matching for generative modeling. In *The Eleventh International Conference on Learning Representations*, 2022.
- Lipman, Y., Havasi, M., Holderrieth, P., Shaul, N., Le, M., Karrer, B., Chen, R. T., Lopez-Paz, D., Ben-Hamu, H., and Gat, I. Flow matching guide and code. *arXiv preprint arXiv:2412.06264*, 2024.
- Liu, Q. Rectified flow: A marginal preserving approach to optimal transport. *arXiv preprint arXiv:2209.14577*, 2022.
- Lu, C., Chen, H., Chen, J., Su, H., Li, C., and Zhu, J. Contrastive energy prediction for exact energy-guided diffusion sampling in offline reinforcement learning. In *Proceedings of the 40th International Conference on Machine Learning*, pp. 22825–22855, 2023.
- Nair, A., Gupta, A., Dalal, M., and Levine, S. Awac: Accelerating online reinforcement learning with offline datasets. *arXiv preprint arXiv:2006.09359*, 2020.

- Peng, X. B., Kumar, A., Zhang, G., and Levine, S. Advantage-weighted regression: Simple and scalable off-policy reinforcement learning. *arXiv preprint arXiv:1910.00177*, 2019.
- Qin, Y., Madeira, M., Thanou, D., and Frossard, P. Defog: Discrete flow matching for graph generation. *arXiv preprint arXiv:2410.04263*, 2024.
- Rashid, T., Samvelyan, M., De Witt, C. S., Farquhar, G., Foerster, J., and Whiteson, S. Monotonic value function factorisation for deep multi-agent reinforcement learning. *Journal of Machine Learning Research*, 21(178):1–51, 2020.
- Su, M., Lu, M., Hu, J. Y.-C., Wu, S., Song, Z., Reneau, A., and Liu, H. A theoretical analysis of discrete flow matching generative models. *arXiv preprint arXiv:2509.22623*, 2025.
- Todorov, E. Linearly-solvable markov decision problems. *Advances in neural information processing systems*, 19, 2006.
- Todorov, E., Erez, T., and Tassa, Y. Mujoco: A physics engine for model-based control. *2012 IEEE/RSJ International Conference on Intelligent Robots and Systems*, pp. 5026–5033, 2012.
- Vamplew, P., Dazeley, R., Berry, A., Issabekov, R., and Dekker, E. Empirical evaluation methods for multiobjective reinforcement learning algorithms. *Machine learning*, 84(1):51–80, 2011.
- Wan, Z., Ouyang, Y., Xie, L., Fang, F., Zha, H., and Cheng, G. Discrete guidance matching: Exact guidance for discrete flow matching. *arXiv preprint arXiv:2509.21912*, 2025.
- Wang, Z., Hunt, J. J., and Zhou, M. Diffusion policies as an expressive policy class for offline reinforcement learning. In *The Eleventh International Conference on Learning Representations*, 2022.
- Yuan, Y., Zheng, Z., Dong, Z., and HAO, J. Moduli: Unlocking preference generalization via diffusion models for offline multi-objective reinforcement learning. In *Forty-second International Conference on Machine Learning*, 2025.
- Zhang, S., Zhang, W., and Gu, Q. Energy-weighted flow matching for offline reinforcement learning. In *The Thirteenth International Conference on Learning Representations*, 2025.
- Zheng, Q., Le, M., Shaul, N., Lipman, Y., Grover, A., and Chen, R. T. Guided flows for generative modeling and decision making. *arXiv preprint arXiv:2311.13443*, 2023.

A Theory and Proofs

A.1 Conditional generator derivation and CTMC validity

Time derivative of the path. For any $a' \in \mathcal{A}$, differentiating (8) yields

$$\frac{d}{dt}p_{t|Z}(a') = \delta(a', A_1) - \delta(a', A_0). \quad (17)$$

This derivative is fully determined by the chosen path and involves no modeling choices.

Kolmogorov forward equation. Let $u_t(a', a | Z)$ denote time-dependent CTMC rates. The Kolmogorov equation requires

$$\frac{d}{dt}p_{t|Z}(a') = \sum_{a \in \mathcal{A}} u_t(a', a | Z) p_{t|Z}(a). \quad (18)$$

Since $p_{t|Z}$ has support only on $\{A_0, A_1\}$, the sum reduces to

$$\frac{d}{dt}p_{t|Z}(a') = (1 - t) u_t(a', A_0 | Z) + t u_t(a', A_1 | Z). \quad (19)$$

Endpoint-absorbing design choice. We impose the standard DFM constraint that the endpoint is absorbing (since no jumping to another point as we are at endpoint):

$$u_t(a', A_1 | Z) = 0 \quad \forall a'.$$

Under this constraint, (19) becomes

$$\frac{d}{dt}p_{t|Z}(a') = (1 - t) u_t(a', A_0 | Z). \quad (20)$$

Solving for the conditional rates. Equating (20) with the true derivative (17) gives

$$(1 - t) u_t(a', A_0 | Z) = \delta(a', A_1) - \delta(a', A_0),$$

which admits the following valid CTMC generator (jump-to-endpoint) choice

$$u_t(a', A_0 | Z) = \frac{1}{1 - t} \left(\delta(a', A_1) - \delta(a', A_0) \right). \quad (21)$$

Combining this with the absorbing condition at A_1 , the conditional rate kernel can be written compactly as

$$u_t(a', a | Z) = \frac{1}{1 - t} \left(\delta(a', A_1) - \delta(a', a) \right). \quad (22)$$

If the chain is currently at a , the only positive off-diagonal rate is a jump toward the endpoint A_1 . The diagonal term is negative to ensure each column sums to zero, as required for valid CTMC rates. Once A_1 is reached, the process remains there.

Validity of the conditional rate field. A central requirement for discrete flow matching is that the conditional rate field $u_t(\cdot, \cdot \mid Z)$ defines a valid Continuous-Time Markov Chain (CTMC) generator. In particular, for every conditioning variable Z and every current action $a \in \mathcal{A}$, the rates must satisfy the generator constraints: (i) non-negativity of off-diagonal entries, $u_t(a', a \mid Z) \geq 0$ for all $a' \neq a$, and (ii) conservation of probability mass, $\sum_{a' \in \mathcal{A}} u_t(a', a \mid Z) = 0$. While compact expressions for conditional generators are often convenient, they do not make these constraints explicit and may yield negative off-diagonal entries for some (a', a) , in which case the resulting operator does not correspond to a valid CTMC generator

Therefore, to ensure correctness by construction, we explicitly define the conditional rate field in a piecewise form in Eq. (9) that enforces the CTMC constraints for all $t \in [0, 1]$ and all realizations of Z . To the best of our knowledge, this is the first energy-guided, preference-conditioned discrete policy optimization framework to explicitly enforce CTMC generator validity at the level of the conditional rate field, rather than relying on implicit or relaxed formulations.

Conditional CTMC rates. To construct a valid conditional probability flow that exactly interpolates between the source action A_0 and the target endpoint A_1 , we define a time-dependent CTMC generator whose dynamics concentrate all probability mass at A_1 as $t \rightarrow 1$ while satisfying the generator constraints by construction. Concretely, we use the following jump-to-endpoint rate field:

$$u_t(a', a \mid Z) = \begin{cases} \frac{1}{1-t}, & a \neq A_1, a' = A_1, \\ -\frac{1}{1-t}, & a \neq A_1, a' = a, \\ 0, & \text{otherwise,} \end{cases}$$

with A_1 absorbing. This generator induces the desired conditional path and guarantees nonnegative off-diagonal rates and column-wise mass conservation, as required for a valid CTMC (Gat et al., 2024; Lipman et al., 2024).

A.2 Critic Backup and In-Support Approximation Details

This section provides additional details on the critic backup used in our multi-objective offline reinforcement learning setup. The material here is included for completeness and to clarify implementation choices; the main text only relies on the resulting update rule.

Soft Bellman backup under KL regularization. For a fixed state s and preference vector ω , the KL-regularized optimal policy has the Boltzmann form

$$\pi_\omega^*(a \mid s) \propto \mu(a \mid s) \exp(\beta Q_\omega(s, a)),$$

where $\mu(\cdot \mid s)$ is the behavior policy and $\beta > 0$ controls the strength of value guidance. Under this policy, the corresponding soft value function is given by the expectation

$$V_\omega(s) = \mathbb{E}_{a \sim \pi_\omega^*(\cdot \mid s)}[Q_\omega(s, a)].$$

Substituting the Boltzmann form of π_ω^* yields

$$V_\omega(s) = \frac{\sum_{a \in \mathcal{A}} \mu(a \mid s) \exp(\beta Q_\omega(s, a)) Q_\omega(s, a)}{\sum_{a \in \mathcal{A}} \mu(a \mid s) \exp(\beta Q_\omega(s, a))}. \quad (23)$$

This expression corresponds to a soft (log-sum-exp-weighted) backup and is standard in KL-regularized reinforcement learning (e.g., Todorov (2006); Haarnoja et al. (2017)).

In-support approximation. In offline reinforcement learning with large or discrete action spaces, computing the full sums in Eq. (23) is typically infeasible. Moreover, evaluating $Q_\omega(s, a)$ for actions outside the support of the dataset can lead to severe extrapolation error.

To address this, we adopt an *in-support approximation* in which the expectations are estimated using a finite set of actions sampled from the behavior policy. Specifically, for a given next state s' , we sample a support set

$$\mathcal{A}_{\text{supp}}(s') = \{a'_1, \dots, a'_M\} \sim \mu(\cdot \mid s'),$$

and approximate the soft value as

$$V_\omega(s') \approx \frac{\sum_{j=1}^M \exp(\hat{\beta} Q_\omega(s', a'_j)) Q_\omega(s', a'_j)}{\sum_{j=1}^M \exp(\hat{\beta} Q_\omega(s', a'_j))}. \quad (24)$$

This approximation preserves the KL-regularized structure of the backup while ensuring that all evaluated actions lie within the empirical support of the offline dataset. Here $\hat{\beta}$ denotes the finite-sample guidance temperature used in the self-normalized Monte Carlo approximation in Eq. (11). In the ideal infinite-support limit it coincides with the theoretical inverse temperature β .

Bellman regression target. Using the approximation above, the scalarized Bellman target used to train the critic is

$$y = \langle \omega, \mathbf{r} \rangle + \gamma V_\omega(s'),$$

where \mathbf{r} is the observed reward vector. This target is used in a standard squared regression loss for the scalarized critic values, while the underlying vector-valued critic \mathbf{Q}_ψ is shared across preferences.

A.3 CTMC Inference: Test-Time Sampling for Arbitrary Preferences

After training, the learned CTMC induces a discrete policy $\pi_\theta(\cdot \mid s, \omega)$ as its terminal distribution. This section describes the Euler-type simulation procedure used to sample actions at test time for arbitrary preference vectors.

Given a state s and a user preference ω , we generate one action by simulating the CTMC from $t = 0$ to $t = 1$.

Inputs. A trained rate model $u_{\theta,t}(a', a \mid s, \omega)$ satisfying the CTMC rate constraints, behavior policy $\mu(\cdot \mid s)$, and a time step $h > 0$.

Euler-type CTMC simulation. We discretize time $n = 0, 1, \dots, N$ with $Nh = 1$ and simulate one trajectory $(A_{t_n})_{n=0}^N$ as follows:

1. **Initialize.** Sample an initial action

$$A_0 \sim \mu(\cdot \mid s)$$

2. **Iterate.** For $n = 0, 1, \dots, N - 1$, given the current action $A_{t_n} = a$, compute the *total leaving rate*

$$\lambda_n := \sum_{a' \neq a} u_{\theta,t_n}(a', a \mid s, \omega),$$

and form the corresponding *jump distribution*

$$\rho_n(a' | a) := \frac{u_{\theta, t_n}(a', a | s, \omega)}{\lambda_n}, \quad a' \neq a,$$

(if $\lambda_n = 0$, define ρ_n arbitrarily and the chain stays). Then perform one Euler step:

- (a) With probability $1 - h\lambda_n$, set $A_{t_{n+1}} = a$ (no jump).
- (b) With probability $h\lambda_n$, draw $A_{t_{n+1}} \sim \rho_n(\cdot | a)$ (jump to a new action).

3. **Output.** Return $A_1 := A_{t_N}$ as the sampled action.

The resulting A_1 is a sample from the learned policy $A_1 \sim \pi_\theta(\cdot | s, \omega)$.

Step-size condition. The Euler simulation is valid provided the step size $h > 0$ satisfies $h\lambda_n \leq 1$ for all n , ensuring that the jump probability $h\lambda_n$ lies in $[0, 1]$. In practice, this can be enforced by choosing h sufficiently small (we use this) or by clamping the total leaving rate.

Remarks. This simulation is the discrete analogue of integrating an ODE in continuous flow-based policies. The probability of a jump in each step is proportional to the total leaving rate λ_n ; the destination of the jump is chosen proportionally to the off-diagonal rates $u_{\theta, t_n}(a', a | s, \omega)$. Smaller h yields a more accurate approximation of the continuous-time chain.

A.4 Proof of Proposition A.1

Bregman divergences: Let ϕ_x be a differentiable and strictly convex function. The Bregman divergence $D_x(y, v)$ is defined as the difference between the value of ϕ_x at y and its first-order Taylor approximation at v :

$$D_x(y, v) := \phi_x(y) - \left(\phi_x(v) + \langle \nabla \phi_x(v), y - v \rangle \right). \quad (25)$$

Geometrically, this measures the vertical distance between the convex function ϕ_x and its tangent hyperplane at v , evaluated at the point y .

Proposition A.1 (Affine invariance of the Bregman gradient). *For any integrable random variable Y and any fixed vector v , the expected gradient of the Bregman divergence with respect to v is equal to the gradient of the divergence at the expected value of Y :*

$$\mathbb{E}_Y[\nabla_v D_x(Y, v)] = \nabla_v D_x(\mathbb{E}[Y], v). \quad (26)$$

Proof. Step 1: Compute the gradient $\nabla_v D_x(y, v)$.

We differentiate the definition of $D_x(y, v)$ with respect to v , treating y as a constant.

$$\begin{aligned} \nabla_v D_x(y, v) &= \nabla_v \left(\phi_x(y) - \phi_x(v) - \langle \nabla \phi_x(v), y - v \rangle \right) \\ &= 0 - \nabla \phi_x(v) - \nabla_v \left(\langle \nabla \phi_x(v), y - v \rangle \right). \end{aligned}$$

Using the product rule for the inner product term (or simply expanding the gradient of $\langle f(v), g(v) \rangle$):

$$\nabla_v \langle \nabla \phi_x(v), y - v \rangle = \nabla^2 \phi_x(v)(y - v) - \nabla \phi_x(v).$$

Substituting this back:

$$\begin{aligned}\nabla_v D_x(y, v) &= -\nabla \phi_x(v) - \left(\nabla^2 \phi_x(v)(y - v) - \nabla \phi_x(v) \right) \\ &= -\nabla \phi_x(v) - \nabla^2 \phi_x(v)(y - v) + \nabla \phi_x(v) \\ &= \nabla^2 \phi_x(v)(v - y).\end{aligned}$$

Step 2: Take the expectation over Y .

Since v is fixed, the Hessian $\nabla^2 \phi_x(v)$ is constant with respect to the expectation. By the linearity of expectation:

$$\begin{aligned}\mathbb{E}_Y[\nabla_v D_x(Y, v)] &= \mathbb{E}_Y[\nabla^2 \phi_x(v)(v - Y)] \\ &= \nabla^2 \phi_x(v)(v - \mathbb{E}[Y]).\end{aligned}$$

Step 3: Recognize the form.

The result $\nabla^2 \phi_x(v)(v - \mathbb{E}[Y])$ is exactly the formula derived in Step 1, but with $\mathbb{E}[Y]$ replacing y . Therefore:

$$\nabla^2 \phi_x(v)(v - \mathbb{E}[Y]) = \nabla_v D_x(\mathbb{E}[Y], v).$$

□

A.5 Chain Rule for the Loss (used in Theorem 4.1)

Proposition A.2 (Chain rule). *Let the loss function be $J(\theta) := D_x(y, u_{\theta,t}(\cdot, x))$, where y is a fixed target independent of θ . Then:*

$$\nabla_\theta J(\theta) = \nabla_v D_x(y, v) \Big|_{v=u_{\theta,t}(\cdot, x)} \cdot \nabla_\theta u_{\theta,t}(\cdot, x). \quad (27)$$

Proof. Let $v(\theta) := u_{\theta,t}(\cdot, x)$. We define $g(v) := D_x(y, v)$ so that $J(\theta) = g(v(\theta))$. Applying the standard multivariate chain rule:

$$\nabla_\theta J(\theta) = \frac{\partial g}{\partial v} \cdot \frac{\partial v}{\partial \theta} = \nabla_v D_x(y, v) \Big|_{v=v(\theta)} \cdot \nabla_\theta u_{\theta,t}(\cdot, x).$$

Even though D_x takes two arguments, the derivative with respect to the first argument y is multiplied by $\frac{\partial y}{\partial \theta}$. Since the target y comes from the dataset and is independent of θ , $\frac{\partial y}{\partial \theta} = 0$, so that term vanishes. □

A.6 Proof of Theorem 4.1: Gradient Equivalence

Here we prove that the gradient of the **Guided Conditional Loss** is equivalent to the gradient of the **Guided Marginal Loss**.

Assume the guidance weight $w(Z)$ is independent of θ . Then:

$$\nabla_\theta \mathcal{L}^w(\theta) = \nabla_\theta \mathcal{L}_{\text{Marg}}^w(\theta).$$

Proof. We prove the equality for a fixed time t . The full result follows by linearity of expectation over t . We use the ℓ_2 loss for the experiments and when defining the conditional (Eq. (10)) and marginal (Eq. (16)) losses, which is a special case of a Bregman divergence (Eq. (25)). Therefore, all theoretical results stated for general Bregman divergences apply directly.

Step 1: Change of Measure

We start with the definition of the guided conditional loss represented as a Bregman divergence adapted from Lipman et al. (2024). For a fixed time $t \in [0, 1]$, define the guided loss

$$\mathcal{L}^w(\theta; t) = \mathbb{E}_{(X_t, Z) \sim p_t} \left[w(Z) D_{X_t}(u_t(\cdot, X_t | Z), u_{\theta, t}(\cdot, X_t)) \right].$$

and marginal loss

$$\mathcal{L}_{\text{Marg}}^w(\theta; t) := C_t \mathbb{E}_{X_t \sim \tilde{p}_t} [D_{X_t}(\tilde{u}_t(\cdot, X_t), u_{\theta, t}(\cdot, X_t))].$$

Note that $\mathcal{L}^w(\theta) = \mathbb{E}_t[\mathcal{L}^w(\theta; t)]$ and $\mathcal{L}_{\text{Marg}}^w(\theta) = \mathbb{E}_t[\mathcal{L}_{\text{Marg}}^w(\theta; t)]$. Since the overall objectives $\mathcal{L}^w(\theta)$ and $\mathcal{L}_{\text{Marg}}^w(\theta)$ are defined as expectations over $t \sim \text{Unif}[0, 1]$, it suffices to prove gradient equivalence for a fixed t .

Using the definition of the tilted distribution $\tilde{p}_t(x, z) = \frac{w(z)p_t(x, z)}{C_t}$, we can substitute $w(z)p_t(x, z) = C_t \tilde{p}_t(x, z)$ into the above conditional loss $\mathcal{L}^w(\theta; t)$. This allows us to rewrite the expectation under \tilde{p}_t :

$$\mathcal{L}^w(\theta; t) = C_t \cdot \mathbb{E}_{(X_t, Z) \sim \tilde{p}_t} [D_{X_t}(u_t(\cdot, X_t | Z), u_{\theta, t}(\cdot, X_t))]. \quad (26)$$

Step 2: Differentiate

We apply the gradient operator ∇_{θ} . Note that C_t , the distribution \tilde{p}_t , and the conditional target $u_t(\cdot, X_t | Z)$ do not depend on θ . Thus, we can move the gradient inside the expectation and apply the Chain Rule (Proposition A.2):

$$\begin{aligned} \nabla_{\theta} \mathcal{L}^w(\theta; t) &= C_t \cdot \mathbb{E}_{(X_t, Z) \sim \tilde{p}_t} \left[\nabla_{\theta} D_{X_t}(u_t(\cdot, X_t | Z), u_{\theta, t}(\cdot, X_t)) \right] \\ &= C_t \cdot \mathbb{E}_{(X_t, Z) \sim \tilde{p}_t} \left[\underbrace{\nabla_v D_{X_t}(u_t(\cdot, X_t | Z), v)}_{\text{Gradient w.r.t output}} \Big|_{v=u_{\theta, t}(\cdot, X_t)} \cdot \underbrace{\nabla_{\theta} u_{\theta, t}(\cdot, X_t)}_{\text{Jacobian}} \right]. \end{aligned} \quad (27)$$

Step 3: Marginalization (Tower Property)

We use the law of iterated expectations (Tower Property) to split the joint expectation over (X_t, Z) into a marginal expectation over X_t and a conditional expectation over $Z|X_t$. Note that the Jacobian term $\nabla_{\theta} u_{\theta, t}(\cdot, X_t)$ depends only on X_t , so it can be taken out of the inner expectation.

$$\nabla_{\theta} \mathcal{L}^w(\theta; t) = C_t \cdot \mathbb{E}_{X_t \sim \tilde{p}_t} \left[\left(\mathbb{E}_{Z \sim \tilde{p}_t(\cdot | X_t)} \left[\nabla_v D_{X_t}(u_t(\cdot, X_t | Z), u_{\theta, t}(\cdot, X_t)) \right] \right) \cdot \nabla_{\theta} u_{\theta, t}(\cdot, X_t) \right]. \quad (28)$$

Step 4: Affine Invariance of the Bregman Gradient

We focus on the inner expectation term:

$$\mathbb{E}_{Z \sim \tilde{p}_t(\cdot | X_t)} \left[\nabla_v D_{X_t}(u_t(\cdot, X_t | Z), u_{\theta, t}(\cdot, X_t)) \right].$$

Let the random variable $Y = u_t(\cdot, X_t | Z)$ and the fixed vector $v = u_{\theta, t}(\cdot, X_t)$. By Proposition A.1 (Affine Invariance), we can push the expectation inside the divergence gradient:

$$\begin{aligned} \mathbb{E}_Z \left[\nabla_v D_{X_t}(u_t(\cdot, X_t | Z), u_{\theta, t}(\cdot, X_t)) \right] &= \nabla_v D_{X_t} \left(\underbrace{\mathbb{E}_{Z \sim \tilde{p}_t(\cdot | X_t)} [u_t(\cdot, X_t | Z)]}_{\text{Definition of } \tilde{u}_t(\cdot, X_t)}, u_{\theta, t}(\cdot, X_t) \right) \\ &= \nabla_v D_{X_t}(\tilde{u}_t(\cdot, X_t), u_{\theta, t}(\cdot, X_t)). \end{aligned} \quad (29)$$

Substituting this back into Eq. (28):

$$\nabla_{\theta} \mathcal{L}^w(\theta; t) = C_t \cdot \mathbb{E}_{X_t \sim \tilde{p}_t} \left[\nabla_v D_{X_t}(\tilde{u}_t(\cdot, X_t), u_{\theta,t}(\cdot, X_t)) \cdot \nabla_{\theta} u_{\theta,t}(\cdot, X_t) \right]. \quad (30)$$

Step 5: Reconstruction (Reverse Chain Rule)

The term inside the brackets is exactly the expansion of the gradient of the divergence with respect to θ (using Proposition A.2 in reverse):

$$\nabla_v D_{X_t}(\tilde{u}_t(\cdot, X_t), u_{\theta,t}(\cdot, X_t)) \cdot \nabla_{\theta} u_{\theta,t}(\cdot, X_t) = \nabla_{\theta} D_{X_t}(\tilde{u}_t(\cdot, X_t), u_{\theta,t}(\cdot, X_t)).$$

Therefore, we can rewrite the full expression as:

$$\begin{aligned} \nabla_{\theta} \mathcal{L}^w(\theta; t) &= C_t \cdot \mathbb{E}_{X_t \sim \tilde{p}_t} \left[\nabla_{\theta} D_{X_t}(\tilde{u}_t(\cdot, X_t), u_{\theta,t}(\cdot, X_t)) \right] \\ &= \nabla_{\theta} \left(C_t \cdot \mathbb{E}_{X_t \sim \tilde{p}_t} \left[D_{X_t}(\tilde{u}_t(\cdot, X_t), u_{\theta,t}(\cdot, X_t)) \right] \right) \\ &= \nabla_{\theta} \mathcal{L}_{\text{Marg}}^w(\theta; t). \end{aligned} \quad (31)$$

This holds because C_t and \tilde{p}_t are independent of θ , allowing us to pull the gradient operator outside the entire expectation.

Since the gradients match for every time t , taking the expectation over $t \sim U[0, 1]$ yields:

$$\nabla_{\theta} \mathcal{L}^w(\theta) = \mathbb{E}_t[\nabla_{\theta} \mathcal{L}^w(\theta; t)] = \mathbb{E}_t[\nabla_{\theta} \mathcal{L}_{\text{Marg}}^w(\theta; t)] = \nabla_{\theta} \mathcal{L}_{\text{Marg}}^w(\theta).$$

□

A.7 Proof of Corollary 4.2: Recovery of Boltzmann Policy

Theoretical Guarantees. To establish the consistency of our method, we rely on the following standard assumptions regarding the dataset coverage and model capacity.

Assumption A.3 (Full Support). The behavior policy $\mu(\cdot | s)$ has full support on the action space \mathcal{A} , or at minimum covers the support of the optimal policy π_{ω}^* . That is, $\mu(a | s) > 0$ for all a such that $\pi_{\omega}^*(a | s) > 0$.

Assumption A.4 (Realizability and Global Optimality). The parameterized rate model class $\{u_{\theta}\}_{\theta \in \Theta}$ is sufficiently expressive to contain the true guided marginal rate field \tilde{u}_t . Furthermore, the optimization procedure succeeds in finding the global minimum of the objective, such that $\mathcal{L}_t^w(\theta) = 0$ for all $t \in [0, 1]$.

Theorem A.5 (Recovery of the Boltzmann Policy). *Let $\pi_{\theta}(\cdot | s, \omega)$ be the terminal distribution generated by the optimal rate field $u_{\theta,t} = \tilde{u}_t$. Under Assumptions A.3 and A.4, if the rate model $u_{\theta,t}$ minimizes the weighted conditional flow matching objective (Eq. 10), and assuming the support of the behavior policy μ covers \mathcal{A} , then the terminal distribution of the induced CTMC satisfies:*

$$\pi_{\theta}(a | s, \omega) = \pi_{\omega}^*(a | s) \propto \mu(a | s) \exp(\beta Q_{\omega}(s, a)).$$

Proof. Step 1: The Guided Marginal Endpoint. The learned rate field \tilde{u}_t generates the marginal probability path of the tilted distribution \tilde{p}_t . At $t = 1$, the conditional path is a delta

function at the target endpoint A_1 , i.e., $p_{1|Z}(a|z) = \delta(a, A_1)$. Also, any joint distribution $p_t(a, z)$ is defined as the product of the context prior $p(z)$ and the conditional path $p_{t|Z}(a|z)$:

$$p_t(a, z) = p(z) \cdot p_{t|Z}(a|z)$$

Thus, the terminal marginal distribution is the marginal of A_1 under the tilted measure (from Eq. (14) and (8)):

$$\tilde{p}_1(a) = \sum_z \tilde{p}_1(a, z) = \sum_z \frac{w(z)p(z)}{C_1} \delta(a, A_1).$$

Step 2: Expanding the Weights. Recall that Z includes endpoints sampled from $\mu(\cdot|s)$ and $w(Z) \propto \exp(\beta Q_\omega(s, A_1))$. Marginalizing over the latent variables A_0 and s (conditioned on a specific state s for inference), the distribution of A_1 in the dataset is $\mu(a|s)$. The guidance reweights this by $\exp(\beta Q_\omega)$. Therefore:

$$\tilde{p}_1(a | s) \propto \mu(a | s) \exp(\beta Q_\omega(s, a)).$$

This is the exact definition of the KL-regularized (Boltzmann) policy π_ω^* .

Since Theorem 4.1 proved that our neural network $u_{\theta,t}$ minimizes the divergence to this system, simulating our network from $t = 0$ to $t = 1$ will generate samples from \tilde{p}_1 .

Step 3: Conclusion. Since the globally optimal model $u_{\theta,t}$ generates exactly the path \tilde{p}_t , the terminal distribution of the chain is exactly \tilde{p}_1 . Thus, $\pi_\theta = \pi_\omega^*$. \square

A.8 Multi-Objective Contrastive Energy Prediction

To gain theoretical insights, we first formulated a preference-conditioned contrastive energy objective and present our model here. Contrastive Energy Prediction (CEP) (Lu et al., 2023) provides a principled way to learn an intermediate energy model whose induced distribution matches the KL-regularized optimal policy.

Given a state s , preference ω , and critic \mathbf{Q}_ψ , we define the target energy

$$E_{\text{target}}(s, a, \omega) := -\beta Q_\omega(s, a).$$

To avoid computing the partition function over \mathcal{A} , we adopt the standard *in-support approximation*. For each state s , we sample a support set

$$\mathcal{A}_{\text{supp}}(s) = \{\hat{a}^{(1)}, \dots, \hat{a}^{(M)}\} \sim \mu(\cdot | s).$$

We train a preference-conditioned energy model $f_\phi(s, a, t, \omega)$ by minimizing the cross-entropy between the target Boltzmann distribution and the model distribution restricted to the support set:

$$\mathcal{L}_{\text{MO-CEP}}(\phi) = \mathbb{E}_{s, \omega, t} \left[- \sum_{i=1}^M \tilde{w}_i \log \frac{\exp(f_\phi(s, \hat{a}^{(i)}, t, \omega))}{\sum_{j=1}^M \exp(f_\phi(s, \hat{a}^{(j)}, t, \omega))} \right], \quad (28)$$

where

$$\tilde{w}_i := \frac{\exp(\hat{\beta} Q_\omega(s, \hat{a}^{(i)}))}{\sum_{j=1}^M \exp(\hat{\beta} Q_\omega(s, \hat{a}^{(j)}))}.$$

This objective can train an energy model whose induced distribution matches the preference-conditioned Boltzmann policy within the dataset support.

A.9 Extension to Discrete Multi-Agent Reinforcement Learning

Our framework also supports discrete multi-agent reinforcement learning (MARL) by exploiting the factorized structure of Continuous-Time Markov Chains. We describe this extension to illustrate the generality of the proposed formulation.

Joint action space. Consider a multi-agent setting with G agents, where each agent i selects a discrete action $a^{(i)} \in \mathcal{A}_i$. The joint action is

$$a = (a^1, \dots, a^G) \in \mathcal{A}_1 \times \dots \times \mathcal{A}_G =: \mathcal{A}.$$

Directly modeling a generative policy over \mathcal{A} is intractable when the number of agents grows, as $|\mathcal{A}|$ scales exponentially with G .

Factorized CTMC policy. We model the joint policy $\pi_\theta(\cdot \mid s, \omega)$ as the terminal distribution of a CTMC over joint actions, using a *factorized generator* Campbell et al. (2022, 2024)

$$u_{\theta,t}(a', a \mid s, \omega) = \sum_{i=1}^G \delta(a'^{(-i)}, a^{(-i)}) u_{\theta,t}^{(i)}(a'^{(i)}, a \mid s, \omega), \quad (29)$$

where $a^{(-i)}$ denotes the actions of all agents except agent i . The term $u_{\theta,t}^{(i)}(a'^{(i)}, a \mid s, \omega)$ represents the transition rate for agent i to change its action from $a^{(i)}$ to $a'^{(i)}$, conditioned on the full joint action a .

For each agent i where $b^{(i)}$ denotes a candidate action for agent i , we assume $u_{\theta,t}^{(i)}(b^{(i)}, a \mid s, \omega) \geq 0$ for all $b^{(i)} \neq a^{(i)}$ and define the diagonal entry

$$u_{\theta,t}^{(i)}(a^{(i)}, a \mid s, \omega) := - \sum_{b^{(i)} \neq a^{(i)}} u_{\theta,t}^{(i)}(b^{(i)}, a \mid s, \omega).$$

Under this construction, the global diagonal is given by

$$u_{\theta,t}(a, a \mid s, \omega) := - \sum_{a' \neq a} u_{\theta,t}(a', a \mid s, \omega),$$

ensuring that $u_{\theta,t}$ defines a valid time-inhomogeneous Markov jump process.

This factorization permits transitions that modify the action of a single agent at a time while keeping the remaining agents fixed. Consequently, the number of modeled rates scales as $\sum_i |\mathcal{A}_i|$, rather than $\prod_i |\mathcal{A}_i|$.

Interpretation. The induced CTMC corresponds to an asynchronous multi-agent update process in which agents revise their actions sequentially according to learned transition rates. This preserves the discrete semantics of joint actions and avoids the need for continuous relaxations or synchronized multi-agent jumps.

Training objective. Let $Z = (s, \omega, a_0, a_1)$ denote the conditioning variable, where a_0 and a_1 are joint actions sampled from the behavior dataset. We consider a factorized conditional probability path

$$p_{t|Z}(a) = \prod_{i=1}^G [(1-t)\delta(a^{(i)}, a_0^{(i)}) + t\delta(a^{(i)}, a_1^{(i)})],$$

which allows intermediate joint actions in which some agents have transitioned to their terminal actions $a_1^{(i)}$ while others remain at their initial actions $a_0^{(i)}$. Such partially transitioned joint actions are reachable under the factorized CTMC dynamics, which permit single-agent updates at each jump.

For this factorized conditional path, we adopt the standard factorized-velocity conditional discrete flow matching objective, in which per-agent conditional generators $u_t^{(i)}(\cdot, \cdot | Z)$ are chosen to generate the corresponding per-agent marginals. The resulting training loss is

$$\mathcal{L}_t^w(\theta) = \mathbb{E}_{t, Z, A_t} \left[w(s, \omega, a_1) \sum_{i=1}^G D_{A_t^i} \left(u_t^{(i)}(\cdot, A_t | Z), u_{\theta, t}^{(i)}(\cdot, A_t | s, \omega) \right) \right], \quad (30)$$

where $t \sim \text{Unif}[0, 1]$, the intermediate action A_t is sampled from $p_{t|Z}$ and $D_{A_t^i}$ denotes a Bregman divergence over valid rate vectors for agent i , and $w(s, \omega, a_1) \propto \exp(\beta Q_\omega(s, a_1))$ is the same Boltzmann guidance weight used in the single-agent case.

Under the standard regularity assumptions of discrete flow matching, the factorized construction preserves the marginalization and gradient-equivalence properties.

Centralized value guidance. Policy learning in this extension is guided by a centralized critic $Q_\omega(s, a^1, \dots, a^G)$, while the policy itself factorizes through the CTMC dynamics. This corresponds to centralized training with a structured generative policy and does not require decentralized execution assumptions.

This factorized CTMC formulation demonstrates that the proposed discrete, preference-conditioned flow matching framework naturally generalizes to multi-agent action spaces. The extension requires no modification to the underlying theory and highlights the flexibility of our discrete flow-based generative policy in structured decision-making problems.

A.10 Additional Theory

Conditional paths and marginalization trick. DFM defines a *conditional* probability path $p_{t|Z}(\cdot | z)$ between endpoints (often delta endpoints) and then marginalizes:

$$p_t(x) = \mathbb{E}_{Z \sim p_Z} [p_{t|Z}(x | Z)]. \quad (31)$$

If a conditional rate field $u_t(\cdot, \cdot | z)$ generates $p_{t|Z}(\cdot | z)$ via (6), then the *marginal* rate field

$$u_t(y, x) = \mathbb{E}[u_t(y, X_t | Z) | X_t = x] \quad (32)$$

generates the marginal path p_t (Lipman et al., 2024).

Learning objective (DFM and conditional DFM). DFM learns a parametric rate model $u_{\theta, t}$ by regressing rates using a Bregman divergence. Define the convex “rate simplex” at state x :

$$\Omega_x := \left\{ v \in \mathbb{R}^S : v(y) \geq 0 \ \forall y \neq x, \ v(x) = - \sum_{y \neq x} v(y) \right\}.$$

DFM minimizes the (intractable) marginal loss

$$\mathcal{L}_{\text{DFM}}(\theta) = \mathbb{E}_t \mathbb{E}_{X_t \sim p_t} [D_{X_t}(u_t(\cdot, X_t), u_{\theta, t}(\cdot, X_t))], \quad (33)$$

where $D_x(\cdot, \cdot)$ is a Bregman divergence on Ω_x . Since the marginal rate u_t is often intractable, DFM uses the tractable *conditional* loss

$$\mathcal{L}_{\text{CDFM}}(\theta) = \mathbb{E}_t \mathbb{E}_Z \mathbb{E}_{X_t \sim p_{t|Z}} \left[D_{X_t}(u_t(\cdot, X_t | Z), u_{\theta,t}(\cdot, X_t)) \right]. \quad (34)$$

A key result in DFM is that optimizing the conditional loss yields the correct marginal gradient (Lipman et al., 2024).

B Additional Experimental Results

B.1 Varying the number of action divisions.

We check how the number of action divisions K_{act} affects performance. Table 4 reports performance as we vary $K_{\text{act}} \in \{8, 16, 32, 64, 256\}$. Overall, although moderate discretization appears sufficient to capture dominant modes of the offline action distribution, performance is strongest at $K_{\text{act}} = 256$ as we can also see from Table 5 where we report aggregated performance across tasks and algorithms as a function of K_{act} .

Table 4: Effect of the number of action divisions K_{act} on performance. Results are mean \pm standard deviation over three seeds. Best results per row (highest return) are shown in **bold**.

Env/Dataset	$K_{\text{act}}=8$	$K_{\text{act}}=16$	$K_{\text{act}}=32$	$K_{\text{act}}=64$	$K_{\text{act}}=256$
halfcheetah/expert	-142.49 \pm 53.51	-224.44 \pm 70.61	-202.31 \pm 73.72	-157.69 \pm 84.00	-71.28\pm441.07
halfcheetah/medium	-4.49 \pm 125.64	37.69 \pm 312.38	98.24 \pm 207.09	187.53 \pm 237.86	608.02\pm1021.61
hopper/expert	118.94 \pm 73.35	193.74 \pm 163.84	261.94\pm245.81	189.08 \pm 131.07	177.25 \pm 284.58
hopper/medium	31.25 \pm 11.20	349.19 \pm 167.19	8.28 \pm 0.99	7.18 \pm 1.14	572.16\pm746.78
walker2d/expert	-24.43 \pm 17.33	383.12\pm192.18	149.77 \pm 165.94	162.74 \pm 172.15	86.38 \pm 170.28
walker2d/medium	332.03\pm441.95	98.96 \pm 132.03	203.75 \pm 244.01	322.46 \pm 301.45	291.60 \pm 289.76

Table 5: Aggregated performance vs. discretization K_{act} . We average episodic return across the six MuJoCo benchmarks, and report mean \pm std across seeds.

K_{act}	Avg. return
8	72.26 \pm 75.03
16	156.16 \pm 92.24
32	86.61 \pm 99.29
64	118.55 \pm 93.95
256	277.35 \pm 18.82

For our comparisons we fix a single discretization and select $K_{\text{act}} = 256$ because it performs strongly on multiple benchmarks giving the highest returns. To verify that this choice does not obscure trends, we next provide a full baseline comparison at $K_{\text{act}} = 16$ in the next subsection.

B.2 Performance on discretized MuJoCo tasks

Here we report actual mean values of the algorithms on the 6 benchmark problems for $K_{\text{act}} = 16$ and $K_{\text{act}} = 256$. We report episodic return (sum of environment rewards per episode; higher is better) as mean \pm standard deviation over three training seeds. All methods use a batch size of 256 and are evaluated over 10 episodes. For baseline methods, we train for 1M gradient steps. Our method uses a three-phase training schedule with $(K_1, K_2, K_3) = (150k, 500k, 350k)$, support size $M = 64$, guidance scale $\hat{\beta} = 20$, and CTMC step size $h = 0.05$.

Table 6: Performance comparison at $K_{\text{act}} = 256$. Mean \pm standard deviation over three seeds. Best results per row (highest return) are in **bold**.

Dataset	Environment	AWAC	AWBC	BCQ	CQL	GreedyQ	Ours
Expert	HalfCheetah	29.14 \pm 306.94	-367.81 \pm 55.60	1002.09\pm682.03	-428.26 \pm 1.14	-319.23 \pm 0.40	-123.18 \pm 93.52
Medium	HalfCheetah	2164.79 \pm 2021.35	-5.00 \pm 152.87	2231.27\pm1019.49	-351.66 \pm 100.36	-308.52 \pm 6.93	330.95 \pm 319.08
Expert	Hopper	10.63 \pm 0.13	13.30 \pm 0.87	140.93 \pm 154.72	8.88 \pm 0.08	8.88 \pm 0.10	467.86\pm277.28
Medium	Hopper	29.92 \pm 0.97	211.61 \pm 5.18	1157.34 \pm 853.44	16.48 \pm 0.68	15.96 \pm 0.57	1193.29\pm711.09
Expert	Walker2d	71.89 \pm 32.31	-7.50 \pm 0.93	151.19 \pm 133.83	-12.77 \pm 0.89	-12.20 \pm 1.21	211.31\pm101.13
Medium	Walker2d	-6.85 \pm 0.72	115.42 \pm 111.01	428.60 \pm 272.39	307.01 \pm 11.26	303.94 \pm 11.29	574.62\pm586.73

Table 7: Performance comparison at $K_{\text{act}} = 16$. Mean \pm standard deviation over three seeds. Best results per row (highest return) are in **bold**.

Dataset	Environment	AWAC	AWBC	BCQ	CQL	GreedyQ	Ours
Expert	HalfCheetah	-232.53 \pm 74.42	-337.04 \pm 37.28	-384.38 \pm 21.48	-263.23 \pm 95.31	-415.24 \pm 44.37	-191.31\pm97.18
Medium	HalfCheetah	318.29\pm458.39	-5.80 \pm 388.09	-198.59 \pm 82.80	-442.33 \pm 69.31	-143.53 \pm 148.09	309.99 \pm 495.70
Expert	Hopper	7.06 \pm 0.41	8.42 \pm 0.19	-0.77 \pm 0.34	105.71 \pm 31.11	1.04 \pm 0.19	173.45\pm91.35
Medium	Hopper	37.42 \pm 1.32	198.77 \pm 76.68	43.95 \pm 4.19	29.17 \pm 0.80	28.52 \pm 0.58	286.67\pm101.14
Expert	Walker2d	79.51 \pm 78.24	12.27 \pm 10.29	444.78\pm221.17	68.31 \pm 81.92	5.67 \pm 20.73	254.65 \pm 191.24
Medium	Walker2d	319.66\pm218.78	46.59 \pm 102.14	293.99 \pm 72.79	31.02 \pm 107.75	90.36 \pm 2.39	124.95 \pm 202.83

B.3 Euler steps and rate-scale ablations

CTMC simulation details and hyperparameters We simulate CTMC sampling over $t \in [0, 1]$ with Euler discretization using K_{steps} steps (step size $h = 1/K_{\text{steps}}$). A global rate scale α multiplies all transition rates, controlling the expected number of jumps within the unit-time horizon. Unless otherwise stated, we use the same K_{steps} and α reported in the corresponding figure/table captions. We also report the source initialization used for sampling, since it affects mixing speed in short horizons.

Stability of discrete sampling. Figure 2 illustrates how performance varies with the CTMC rate scale α . For $K_{\text{act}} = 16$, performance remains high across a broad range of values, indicating that the discrete sampler is robust to the amount of stochasticity introduced during inference. For $K_{\text{act}} = 32$, performance is more sensitive and degrades as α increases, reflecting the interaction between finer discretization and higher effective jump rates. In both cases, very large rate scales lead to unstable trajectories. Overall, these trends show that CTMC-based inference exhibits predictable and interpretable behavior, with clear stability regimes governed by discretization and sampling intensity.

Effect of the number of integration steps. As can be seen from Figure 3, varying the number of Euler integration steps K_{steps} with the rate scale fixed yields stable performance across a wide range of values. Returns saturate beyond approximately 15 steps, indicating that accurate inference can be achieved with modest simulation resolution.

B.4 CTMC Sampler Correctness in Intrinsically Discrete Control

This section isolates the sampling mechanism to prove that the CTMC converges to the target distribution, independent of potential offline RL training errors. We validate the CTMC sampler independently of continuous-control artifacts by evaluating it in environments with inherently discrete action spaces.

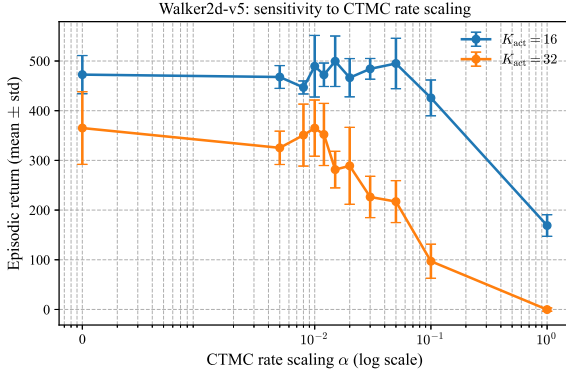


Figure 2: **Walker2d-v5**: sensitivity to CTMC rate scaling α for discretizations $K_{\text{act}} \in \{16, 32\}$. We report mean episodic return across 5 seeds (100 episodes/seed); error bars indicate standard deviation. All runs use the same Euler simulation horizon with $K_{\text{steps}} = 15$.

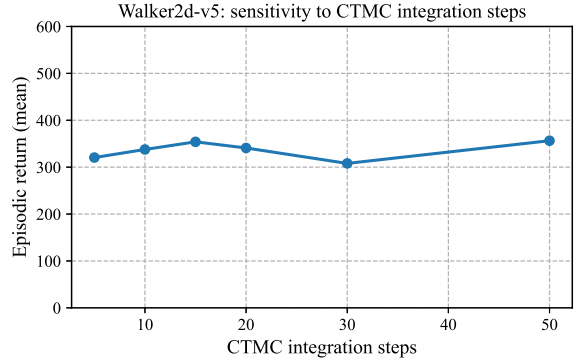


Figure 3: Effect of the number of Euler steps used to simulate the CTMC at inference time on **Walker2d-v5**. Performance remains stable across a wide range of discretization steps.

Setup. We consider **CartPole-v1** and **Acrobot-v1**. Given a reference categorical policy $\pi(\cdot | s)$, we construct a CTMC with rates

$$u(a', a | s) = \alpha \pi(a' | s), \quad a' \neq a,$$

and simulate the chain over $t \in [0, 1]$ using Euler discretization.

Baselines. We compare CTMC inference against: (i) a random policy, (ii) direct sampling from the reference categorical policy $\pi(\cdot | s)$, and (iii) the deterministic argmax policy induced by π . These baselines isolate the effect of CTMC-based action generation from the quality of the underlying policy.

CartPole. When initialized from target policy ($p_0 = \pi$), CTMC sampling closely matches direct sampling from the target policy across a wide range of α and K_{steps} . When initialized from a fixed action, performance improves monotonically with α , reflecting stronger mixing toward the target distribution.

Acrobot. On Acrobot, CTMC sampling substantially outperforms random actions and closely tracks the reference categorical policy. Increasing α and/or K_{steps} improves robustness to poor initialization, consistent with faster mixing within the fixed simulation horizon.

Across both environments, the CTMC sampler exhibits predictable and interpretable behavior: jump intensity controls convergence, initialization effects diminish with stronger mixing, and Euler discretization remains numerically stable. These experiments validate the correctness of the discrete CTMC construction independently of offline RL training.

B.5 CartPole: Toy two-objective preference conditioning

We construct a simple two-objective variant of **CartPole** to check preference conditioning in a fully discrete setting. In addition to the task objective R_1 (episode length), we define a smoothness

Table 8: Baselines on **CartPole-v1** (200 episodes). The solved fraction denotes the proportion of episodes achieving the task success threshold.

Policy	Return (mean \pm std)	Solved fraction
Random	22.46 \pm 13.05	0.00
$\pi(\cdot s)$ sampling	400.25 \pm 100.94	0.41
Argmax(π)	500.00 \pm 0.00	1.00

Table 9: CTMC sampling on **CartPole-v1** (200 episodes). With $p_0 = \pi$, CTMC closely matches direct sampling across rate scales, while fixed-action initialization benefits monotonically from increasing α due to faster mixing.

Rate scale α	Init = π	Init = fixed
1.0	410.5	42.1
2.0	408.8	209.9
5.0	406.4	402.5
10.0	403.1	394.4

objective R_2 that penalizes action switches. The policy is conditioned on a continuous preference parameter $\omega \in [0, 1]$, and a single model is evaluated across preferences without retraining.

Figure 4 shows that varying ω induces a smooth traversal of the Pareto front between task performance and smoothness. This demonstrates that preference signals can be injected directly into the endpoint distribution and respected by CTMC-based sampling, enabling zero-shot preference generalization in discrete action spaces. The task return measures standard CartPole performance (episode length), while the smoothness return penalizes action switching; together they form a conflicting two-objective control problem used to verify that the preference-conditioned CTMC policy smoothly traverses the Pareto frontier as the preference parameter varies.

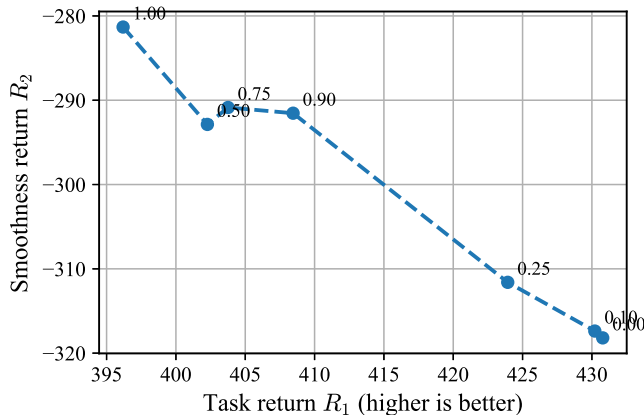


Figure 4: Toy two-objective **CartPole**. Sweeping the preference parameter ω induces a smooth traversal of the Pareto front without retraining. Points correspond to different ω values and are connected for visualization. This curve demonstrates that our method learns not only two extreme behaviors but also intermediate trade-offs.

Table 12: Toy preference sweep on **CartPole-v1** using the preference-conditioned CTMC policy. We report task return R_1 , smoothness objective R_2 (negative number of action switches), scalarized return R_ω , and the fraction of episodes achieving $R_1 \geq 475$. All results use $\alpha = 5$, $K_{\text{steps}} = 20$, and $k_\pi = 20$ with 200 evaluation episodes.

ω	R_1 (task)	R_2 (smooth)	R_ω	Solved frac.
0.00	430.78	-318.19	-318.19	0.55
0.10	430.21	-317.38	-242.62	0.52
0.25	423.93	-311.60	-127.72	0.54
0.50	402.27	-292.87	54.70	0.43
0.75	403.76	-290.86	230.10	0.43
0.90	408.45	-291.54	338.46	0.50
1.00	396.19	-281.32	396.19	0.41

Table 10: CTMC sampling on **Acrobot-v1**. CTMC outperforms random actions and remains robust to poor initialization as the rate scale or number of steps increases. Reported CTMC results correspond to the best-performing configuration from the hyperparameter sweep.

Policy	Mean return	Std
Random	-498.0	19.9
Argmax heuristic	-172.6	106.6
Sample π	-156.9	82.4
CTMC (init= π)	-147.16	71.06
CTMC (init=uniform)	-164.69	84.03

Table 11: CTMC ablations on **Acrobot-v1**. We sweep the rate scale α and number of Euler steps K_{steps} under two initializations. Higher rate scales and increased integration steps improve robustness to uniform initialization and yield performance comparable to initialization from π .

α	K_{steps}	init	Return (mean \pm std)
1.0	20	π	-151.26 ± 61.00
1.0	20	uniform	-214.72 ± 110.40
1.0	50	π	-165.85 ± 92.80
1.0	50	uniform	-214.95 ± 106.44
2.0	20	π	-152.91 ± 91.67
2.0	20	uniform	-166.50 ± 92.61
2.0	50	π	-161.34 ± 94.17
2.0	50	uniform	-181.06 ± 97.78
5.0	20	π	-147.16 ± 71.06
5.0	20	uniform	-164.69 ± 84.03
5.0	50	π	-157.01 ± 91.54
5.0	50	uniform	-170.28 ± 88.09

B.6 Multi-Objective Fork: Qualitative Evidence of Discrete Multimodality

To provide a self-contained qualitative visualization of discrete multimodality and preference control, we include an additional toy gridworld, **Multi-Objective Fork**. The offline dataset contains two disjoint successful strategies: trajectories that go left to *Goal A* (high reward in objective 1) and trajectories that go right to *Goal B* (high reward in objective 2). Importantly, the “average” path goes through a central *trap* state that incurs a catastrophic penalty in both objectives; no dataset trajectory enters the trap. This setting isolates the key failure mode of naive action averaging in discrete spaces, while directly testing whether our CTMC policy maintains multiple modes.

Figure 5 visualizes the induced state occupancy of the learned CTMC policy, where brightness reflects how frequently a state is visited during sampling. Each panel corresponds to a different preference vector ω : left objective ($\omega = (1, 0)$), balanced ($\omega = (0.5, 0.5)$), and right objective ($\omega = (0, 1)$). Bright regions indicate states that the policy consistently traverses, while dark regions indicate avoided states. Notably, the central trap state remains unvisited even under balanced preferences, demonstrating that the learned discrete flow preserves multiple modes rather than collapsing to an invalid average behavior.

This Fork visualization complements the main benchmark results by offering a direct, human-interpretable demonstration that (i) the learned discrete CTMC policy is *multimodal* and does not collapse into invalid interpolations, and (ii) the preference signal ω meaningfully controls which mode is selected at test time.

B.7 Preference-Conditioned Multi-objective Offline Reinforcement Learning on Resource-Gathering

We evaluate the proposed discrete CTMC framework in a fully multi-objective, preference-conditioned offline reinforcement learning setting using the **Resource-Gathering** benchmark from MO-Gymnasium.

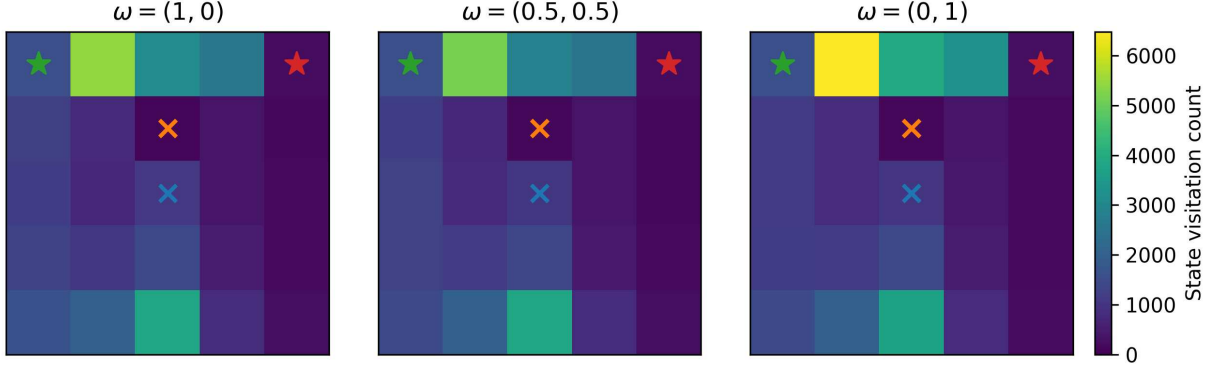


Figure 5: **Multi-Objective Fork: state visitation heatmaps under preference conditioning.** Each panel shows state visitation counts aggregated over rollouts from the learned CTMC policy under a different preference vector ω : left objective ($\omega = (1, 0)$), balanced ($\omega = (0.5, 0.5)$), and right objective ($\omega = (0, 1)$). The key qualitative signature is *trap avoidance*: the trap state remains unvisited (dark) even under balanced preferences, while trajectories concentrate along the left or right corridor depending on ω . This indicates that the learned discrete flow maintains *multiple modes* instead of collapsing to an “average” (trap-entering) behavior, while still allowing controllable traversal between modes via ω .

This environment features an intrinsically discrete control problem with three conflicting objectives (e.g., collecting different resources while avoiding unsafe regions), making it a natural testbed for assessing whether a single learned model can adapt its behavior to different objective preferences at test time.

Environment. In **Resource-Gathering**, an agent navigates a gridworld to collect different types of resources. Each episode yields a three-dimensional return vector consisting of (i) collected gold, (ii) collected diamonds, and (iii) a safety or survival signal that penalizes hazardous behavior. These objectives are inherently conflicting: aggressive resource collection typically improves gold or diamond returns at the cost of safety.

Offline data and training. We construct an offline dataset using a mixture of heuristic behavior policies (e.g., gold-seeking, diamond-seeking, safety-oriented, and random strategies), ensuring broad coverage of the state-action space while inducing a nontrivial support mismatch across objectives. A single preference-conditioned CTMC policy is trained on this dataset. At evaluation time, the policy is queried with a continuous preference vector $\omega \in \Delta^2$ without retraining.

Coverage of achievable behaviors. Figure 6 compares the outcomes achieved by the learned CTMC model against the behavior policy and a random baseline. Each point corresponds to the average episodic outcome obtained under a different preference vector. Across preferences, the CTMC-based method consistently attains a wider range of objective outcomes than the behavior policy, including combinations that achieve higher resource collection while maintaining reasonable safety. In contrast, the behavior policy remains confined to a narrower set of outcomes reflecting the limitations of the offline data, and the random baseline performs poorly across all objectives.

Response to preference changes. To illustrate how the learned model reacts to changes in user preference, Figure 7 fixes the weight on safety and varies the relative importance assigned to

the two resource objectives. As the preference is adjusted, the resulting behavior changes smoothly and predictably: the agent collects more of the favored resource while reducing emphasis on the other, and the scalarized return peaks near the intended tradeoff. At extreme preferences, performance degrades in an interpretable way (e.g., overly aggressive behavior leads to early termination), indicating that the model captures meaningful tradeoffs rather than arbitrary interpolation.

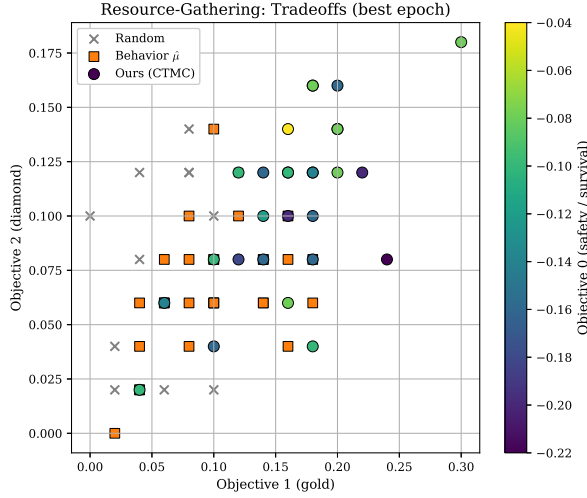


Figure 6: Achieved objective outcomes on **Resource-Gathering** at the best validation checkpoint. Each point corresponds to a different preference vector ω . Colors indicate the achieved safety level. The CTMC-based method reaches a broader range of outcomes than the behavior policy and random baseline, including combinations with higher resource collection.

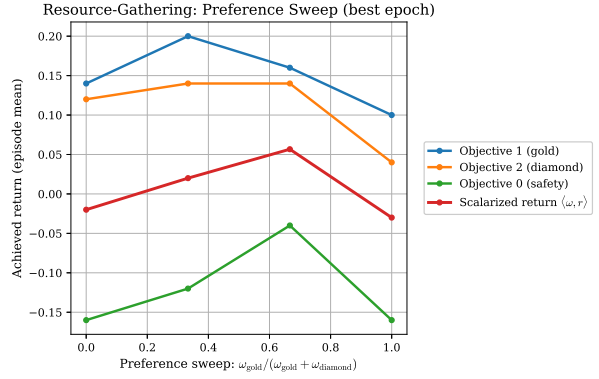


Figure 7: Effect of varying preferences on **Resource-Gathering** with fixed safety weight. As the relative importance of gold versus diamond changes, the learned CTMC model adjusts its behavior smoothly, achieving outcomes aligned with the specified preference. Extreme preferences lead to predictable failure modes due to excessive risk-taking.

These results show that the proposed discrete CTMC framework enables effective preference-conditioned policy generation in multi-objective offline reinforcement learning.

B.8 Multi-Agent Reinforcement Learning: Matrix Game

To empirically validate the multi-agent extension in Sec. 4.5, we consider a lightweight two-agent coordination game with discrete joint actions. Each episode draws a context state $s \in \{0, 1\}$ and both agents select actions $a^1, a^2 \in \{0, 1, 2\}$ (one-step horizon). Rewards are two-dimensional, $\mathbf{r} = (r_1, r_2)$, where r_1 encourages coordinated choices while r_2 penalizes costly coordination, inducing a natural trade-off controlled by the preference ω .

Offline dataset. We construct an offline dataset by rolling out a mixture of two coordinated behavior policies: one prefers joint action $(0, 0)$ and the other prefers $(1, 1)$, producing diverse but structured joint behavior. We train (i) independent behavior cloning (factorized per-agent BC), (ii) centralized behavior cloning (BC on joint actions), and (iii) our factorized CTMC policy with centralized multi-objective guidance.

Results. Fig. 8 shows that our method produces a broad, preference-controllable set of Pareto points, whereas BC baselines yield a collapsed front with weak dependence on ω . Table 3 quantifies this behavior: our method achieves substantially higher hypervolume and spread. Moreover, coordination is actively modulated by ω which shows near-perfect coordination when ω emphasizes task reward, and reduced coordination when ω emphasizes the safety objective, demonstrating that centralized preference-conditioned guidance can coordinate factorized CTMC dynamics.

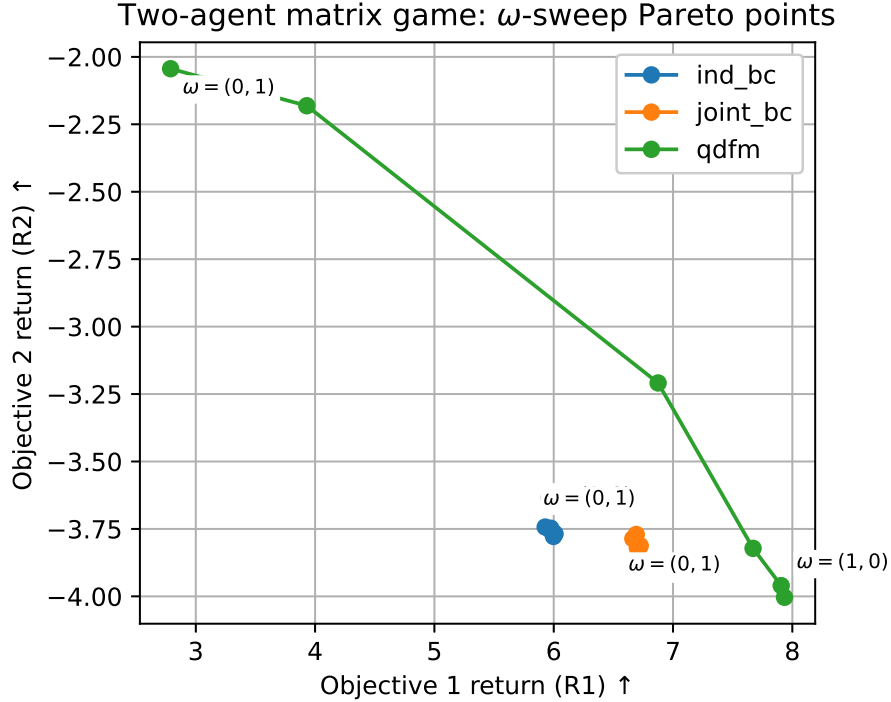


Figure 8: Two-agent matrix game (offline). Mean Pareto points (point in objective space is Pareto if no other achievable point improves one objective without degrading another) obtained by sweeping the preference vector ω , averaged over three seeds, curve traces the trade-off between objective 1 (task reward) and objective 2 (safety/cost). Our factorized CTMC policy with centralized multi-objective guidance (QDFM) produces a broad, preference-controllable Pareto front, whereas independent and centralized behavior cloning yield collapsed fronts with weak dependence on ω with the endpoints for $\omega = (1, 0)$ and $\omega = (0, 1)$ coinciding, reflecting the fact that these methods are insensitive to preference conditioning.

C Complete Training procedure

For completeness, we provide pseudocode for the full Q-weighted conditional DFM training pipeline used in our experiments.

Algorithm 3 Q-weighted discrete flow matching for offline RL

- 1: **Input:** Rate network $u_{\theta,t}(a', a \mid s, \omega)$, guidance scale $\hat{\beta}$, batch size B
- 2: **Input:** Conditional target rate $u_t(\cdot, \cdot \mid Z)$ and conditional path $p_{t|Z}$ (Eq. 8)
- 3: **Input:** Offline dataset $\mathcal{D} = \{(s, a, \mathbf{r}, s')\}$, learned behavior policy $\hat{\mu}(a \mid s)$ trained on \mathcal{D}
- 4: **Input:** Base distribution p_0 over \mathcal{A} , Epochs K_1 (DFM warm-up), K_2 (critic warm-up), K_3 (policy improvement), support size M , renew freq. K_{renew}
- 5: *Phase 1: flow matching model warm-up*
- 6: **for** $k = 1$ **to** K_1 **do**
- 7: **for** batch $\{(s_i, a_i)\}_{i=1}^B \sim \mathcal{D}$ **do**
- 8: Sample $\omega_i \sim \text{Uniform}$, sample $A_{i,0} \sim p_0$, sample $A_{i,1} \sim \hat{\mu}(\cdot \mid s_i)$
- 9: Sample $t_i \sim \text{Unif}[0, 1]$ and $A_{i,t} \sim p_{t_i|Z_i}$ where $Z_i = (s_i, \omega_i, A_{i,0}, A_{i,1})$
- 10: Minimize

$$\mathcal{L}_{\text{DFM}}(\theta) = \frac{1}{B} \sum_{i=1}^B \left\| \left(u_{t_i}(\cdot, A_{i,t} \mid Z_i) - u_{\theta,t_i}(\cdot, A_{i,t} \mid s_i, \omega_i) \right) \right\|_2^2.$$

- 11: **end for**
- 12: **end for**
- 13: *Phase 2: critic learning (Boltzmann backup on in-support actions)*
- 14: **for** $k = 1$ **to** K_2 **do**
- 15: **for** batch $\{(s_i, a_i, \mathbf{r}_i, s')\}_{i=1}^B \sim \mathcal{D}$ **do**
- 16: Sample $\omega_i \sim \text{Uniform}$. Define $Q_{\omega_i}(s, a) := \langle \omega_i, \mathbf{Q}_{\psi}(s, a) \rangle$.
- 17: **if** $k \bmod K_{\text{renew}} = 1$ **then**
- 18: Sample support $\{a'_{ij}\}_{j=1}^M \sim \hat{\mu}(\cdot \mid s'_i)$
- 19: **end if**
- 20: Compute scalar Q-values: $q'_{ij} \leftarrow Q_{\omega_i}(s'_i, a'_{ij})$ for $j = 1 \dots M$.
- 21: $V_{\omega_i}(s'_i) \leftarrow \frac{\sum_{j=1}^M \exp(\hat{\beta} q'_{ij}) q'_{ij}}{\sum_{j=1}^M \exp(\hat{\beta} q'_{ij})}$
- 22: $y_i \leftarrow \langle \omega_i, \mathbf{r}_i \rangle + \gamma V_{\omega_i}(s'_i)$
- 23: Update ψ by minimizing $\mathcal{L}_Q(\psi) = \frac{1}{B} \sum_{i=1}^B (Q_{\omega_i}(s_i, a_i) - y_i)^2$
- 24: **end for**
- 25: **end for**
- 26: *Phase 3: Q-weighted iterative policy improvement (Eq. 10 with in-support approximation)*
- 27: **for** $k = 1$ **to** K_3 **do**
- 28: **for** each batch $\{(s_i, a_i)\}_{i=1}^B \sim \mathcal{D}$ **do**
- 29: Sample $\omega_i \sim \text{Uniform}$, set $A_{i,0} \leftarrow a_i$
- 30: **if** $k \bmod K_{\text{renew}} = 1$ **then**
- 31: Sample endpoints $\{A_{i,j,1}\}_{j=1}^M$ using the rate model $u_{\theta,t}(\cdot, \cdot \mid s_i, \omega_i)$ by running the CTMC inference procedure (Algorithm 2).
- 32: **end if**
- 33: Compute scalar Q-values: $q_{ij} \leftarrow Q_{\omega_i}(s_i, A_{i,j,1}) = \langle \omega_i, \mathbf{Q}_{\psi}(s_i, A_{i,j,1}) \rangle$ for $j = 1 \dots M$.
- 34: $w(s_i, \omega_i, A_{i,j,1}) \leftarrow \frac{\exp(\hat{\beta} q_{ij})}{\sum_{\ell=1}^M \exp(\hat{\beta} q_{i\ell})}$
- 35: Sample $t_{i,j} \sim \text{Unif}[0, 1]$ and $A_{i,j,t} \sim p_{t_{i,j}|Z_{ij}}$ where $Z_{ij} = (s_i, \omega_i, A_{i,0}, A_{i,j,1})$
- 36: Update θ by minimizing

$$\mathcal{L}_{\text{QDFM}}(\theta) = \frac{1}{B} \sum_{i=1}^B \sum_{j=1}^M w(s_i, \omega_i, A_{i,j,1}) \left\| \left(u_{t_{i,j}}(\cdot, A_{i,j,t} \mid Z_{ij}) - u_{\theta,t_{i,j}}(\cdot, A_{i,j,t} \mid s_i, \omega_i) \right) \right\|_2^2.$$

- 37: **end for**
 - 38: **end for**
 - 39: **Output:** terminal CTMC distribution induced by $u_{\theta,t}$.
-