

PAPR Reduction in OFDM Systems Using Neural Networks: A Case Study on the Importance of Dataset Generalization

Bianca S. de C. da Silva[✉], Pedro H. C. de Souza[✉], and Luciano L. Mendes[✉], *Member, IEEE*

Abstract—In [1], we introduced a Neural Network (NN) designed to reduce the Peak-to-Average Power Ratio (PAPR) in Orthogonal Frequency Division Multiplexing (OFDM) systems. However, the original study did not include explicit generalization tests to assess how well the NN would perform on previously unseen data, which prevented a comprehensive evaluation of the model's robustness and applicability in diverse scenarios. To address this gap, we conducted additional generalization assessments, the results of which are presented in this case study. These results serve both to complement and to refine the original analysis reported in [1]. Most importantly, the overall conclusions of the initial study remain valid: the NN is still able to reduce the PAPR level to a desired reference value, also with a lower computational cost, confirming the effectiveness and practical applicability of the proposed method across a more generalized setting.

Index Terms—Neural Network, OFDM, PAPR reduction.

I. INTRODUCTION

In [1], we proposed a NN-based method to reduce the PAPR in OFDM systems. However, the evaluation presented in [1] contained a methodological flaw: the same dataset was used for both training and testing stages of the NN. This oversight invalidated any attempt to assess the generalization performance of the proposed method. In general, generalization can be seen as a fundamental requirement, and largely determines the ability of a data-driven method to perform well on unseen data [2]. Without proper statistical independence between training and testing data, the evaluation may only reflect the method's ability to memorize the training examples, rather than its capability to capture underlying patterns that can be applied to new scenarios. Consequently, the conclusions drawn in [1] could not reliably demonstrate the practical effectiveness of the proposed NN method.

In this work, we address this limitation by properly dividing the dataset into distinct training and testing sets. This ensures that the proposed NN-based approach is evaluated using unseen data, that is, samples that never appeared during the training phase, allowing a rigorous assessment of its generalization performance. This evaluation is particularly relevant in OFDM systems, which are widely adopted in modern wireless standards due to their high spectral efficiency and robustness against multipath fading. However, OFDM signals inherently suffer from high PAPR, which can lead to nonlinear distortions in power amplifiers, causing spectral regrowth and performance degradation in terms of Bit Error Rate (BER). Therefore, effective PAPR reduction techniques are essential to

ensure efficient transmission, especially in frequency selective or time varying channels. In this context, evaluating the model under realistic channel conditions, such as, Additive White Gaussian Noise (AWGN) or multipath Rayleigh fading is fundamental to ensure that the learned mapping remains effective beyond the training environment. A model that overfits the training data may show promising results under static or idealized conditions but fail to maintain its PAPR reduction capability in practical communication scenarios. Consequently, proper generalization assessment becomes a key step toward validating the applicability of data-driven solutions in real world OFDM systems.

By performing evaluations with the proper methodology, we are now able to rigorously quantify the generalization ability of the trained NN. The new results not only confirm the effectiveness of our approach but also provide a more comprehensive and trustworthy evaluation of the model's performance. In this way, this work complements and strengthens the findings of [1], demonstrating the importance of proper dataset handling and the critical role of generalization in data-driven methods for communications systems.

The remainder of this work is organized as follows. Section II discusses the relevance of PAPR reduction in OFDM systems. Section III addresses the importance of evaluating the generalization performance of the proposed NN and presents the updated results for a more comprehensive performance analysis. Finally, Section IV provides the conclusion to this work.

II. PAPR REDUCTION IN OFDM SYSTEMS

In the time domain, the PAPR quantifies how much the peak power of the OFDM signal \mathbf{x} exceeds its average power level [3].

$$\mathcal{P} = \frac{\max(|\mathbf{x}|^2)}{\mathbb{E}[|\mathbf{x}|^2]}. \quad (1)$$

where $\mathbb{E}[\cdot]$ denotes the expected value operator.

One of the main drawbacks of OFDM systems is the high PAPR of the transmitted signal. This occurs because the OFDM waveform is generated by the superposition of multiple independently modulated subcarriers in the time domain. When these subcarriers are added constructively, the signal can exhibit large instantaneous peaks, leading to power fluctuations where the peak amplitude significantly exceeds the average transmitted power [4]. Such variations degrade the efficiency

of power amplifiers, which must operate with a considerable back-off to maintain linearity and avoid signal distortion. Consequently, high PAPR not only reduces power efficiency but also increases hardware complexity and implementation costs, making it one of the major challenges in practical OFDM-based communication systems.

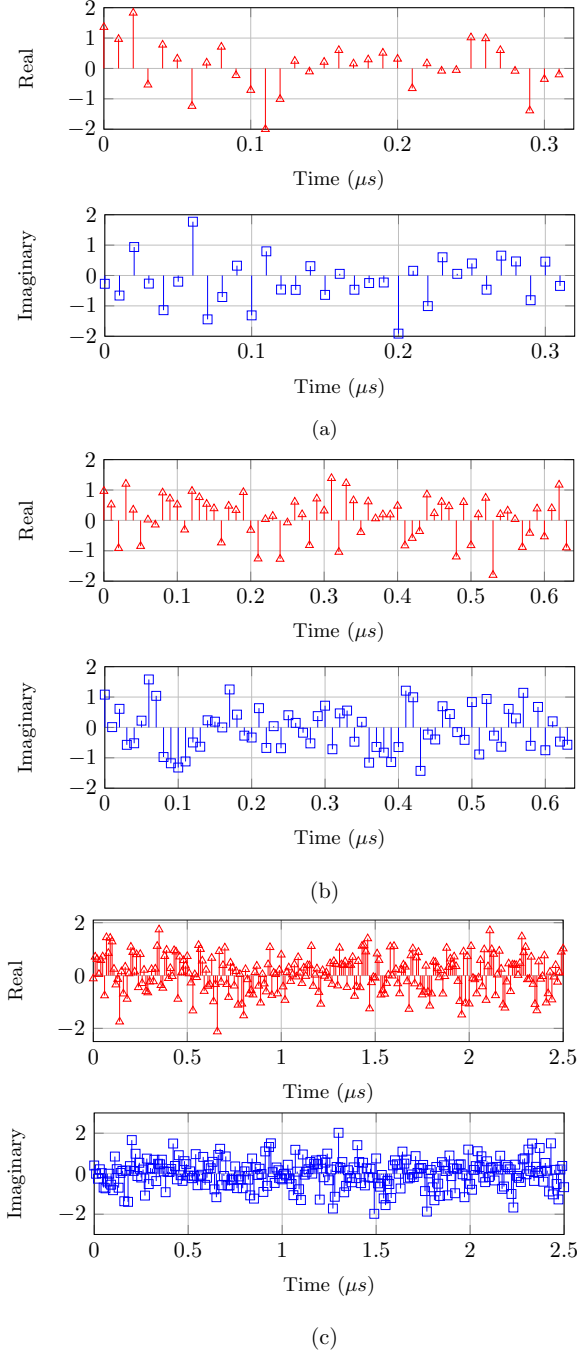


Fig. 1. Illustration of OFDM symbols in the time domain [5]. (a) OFDM symbol with $K = 32$ subcarriers and $\mathcal{P} = 10.52$ dB. (b) OFDM symbol with $K = 64$ subcarriers and $\mathcal{P} = 11$ dB. (c) OFDM symbol with $K = 256$ subcarriers and $\mathcal{P} = 11.79$ dB.

As illustrated in Fig. 1, the OFDM signal shows noticeable peaks in its instantaneous power, highlighting the presence

of a high PAPR. It is important to note that this figure was taken directly from the [5] and has not been altered in any way. In this example, the waveform corresponds to an OFDM symbol in which each subcarrier is modulated with a 16-Quadrature Amplitude Modulation (QAM) symbol, also considering various subcarrier configurations, where the number of subcarriers is denoted by $K = 32, 64$, and 256 and a sampling interval of $0.01 \mu\text{s}$. It can be observed that signals with a larger number of subcarriers exhibit a greater likelihood of constructive interference among them, which results in higher amplitude peaks in the time domain. Consequently, the probability of large instantaneous power values rises, leading to an increase in the overall PAPR of the transmitted signal.

To mitigate these effects, transmitters typically employ an input back-off to ensure that the Power Amplifier (PA) operates within its linear region, thereby preventing nonlinear distortion and spectral regrowth. However, this approach significantly reduces the power efficiency of the amplifier, as a considerable portion of the available power is not utilized effectively [6]. The resulting inefficiency leads to increased energy consumption, greater heat dissipation, and higher operational costs. These factors are particularly detrimental in portable devices, battery-powered equipment, and energy-constrained communication networks such as Internet of Things (IoT) and mobile systems. Therefore, reducing the PAPR of OFDM signals is essential to allow the deployment of high-efficiency nonlinear PAs while maintaining acceptable levels of linearity, minimizing distortion, and ensuring compliance with spectral emission standards.

This issue becomes even more critical in the context of next-generation wireless technologies, such as the Fifth Generation of Mobile Networks (5G) and Sixth Generation of Mobile Networks (6G), which employ advanced transmission techniques including dense carrier aggregation, high-order modulation formats, and massive Multiple-Input Multiple-Output (MIMO) architectures [7]. The simultaneous use of a large number of subcarriers and spatially multiplexed antennas results in signals with a much wider dynamic range and increased amplitude fluctuations. Consequently, the likelihood of severe constructive interference among subcarriers rises, exacerbating the PAPR problem. Furthermore, these systems often operate under stringent energy efficiency and spectral mask requirements, where nonlinear distortion can lead to adjacent-channel interference and degraded system performance. Therefore, effective PAPR reduction techniques are indispensable to sustain the high data rates, reliability, and energy efficiency demanded by emerging 5G/6G communication infrastructures.

In parallel with these technical challenges, the growing demand for broadband connectivity has prompted regulatory agencies worldwide to optimize the spectrum utilization. In Brazil, for instance, the *Agência Nacional de Telecomunicações* (Anatel) [8] has authorized the secondary use of underutilized frequency bands, known as TV White Space (TVWS), encompassing idle television channels in the Very High Frequency (VHF) and Ultra High Frequency (UHF) bands. This initiative enables the deployment of Internet services in undeserved regions while maintaining protection for primary users against harmful interference [9]. Such reg-

ulatory frameworks not only alleviate spectrum scarcity but also promote digital inclusion and the efficient use of existing infrastructure. In this context, optimizing the power efficiency of OFDM-based systems, through effective PAPR reduction techniques, is vital to guarantee reliable communication and maximize the benefits of shared and dynamic spectrum access environments.

To develop robust PAPR reduction strategies, it is crucial to ensure that models and algorithms are trained on datasets that generalize well across different channel conditions and system configurations. The next section discusses the importance of dataset generalization and its impact on the performance and reliability of OFDM-based systems.

III. THE IMPORTANCE OF DATASET GENERALIZATION

Dataset generalization is one of the most important aspects of machine learning and NNs models, as it describes the model's ability to learn underlying patterns from a training dataset and apply them effectively to new, previously unseen data [10]. In principle, a model with good generalization ability can recognize structures and relationships embedded in the dataset that hold true not only for the training examples, but also for the overall problem domain. This ability is what distinguishes true learning from simple data memorization [11].

For NNs, such generalization is directly linked to how the model balances bias and variance. Bias represents the error introduced by simplifying assumptions made by the model, while variance measures how sensitive the model is to small variations in the input data. A model with high bias tends to underfit the data, failing to learn its relevant relationships. A model with high variance tends to overfit, reproducing noise and specific characteristics of the training dataset. The goal, therefore, is to achieve a balance that minimizes both errors, resulting in a network capable of representing the essential behavior of the data without becoming overly dependent on it [12].

The importance of generalization becomes evident when we consider the use of NN in practical applications, in which the data set available during training is only a limited sample of the real environment. In communication systems, for example, especially in OFDM systems, good generalization capability is essential to ensure that the model maintains its performance under different noise, channel, or modulation conditions. A model that generalizes well is capable of adjusting parameters efficiently, such as pilot carriers or phases, even when channel characteristics change, which is essential for applications in modern and heterogeneous wireless networks [13].

Several factors directly influence the generalization capability of NNs. Among these, the quantity and diversity of the dataset stand out, since larger and more varied datasets allow the model to learn more robust representations. Another crucial factor is the use of regularization techniques, such as L1 and L2 penalties, dropout, and early stopping, which limit the network's complexity and reduce the tendency to overfit [14, 15]. Furthermore, the size of the architecture and the number of trainable parameters must be carefully adjusted so that the NN has sufficient capacity to learn important relationships without

becoming overly complex. The use of cross-validation and error monitoring on a validation set are also essential strategies for assessing and improving generalization [16].

A. Brief Review of the NN-Based PAPR Reduction Method

1) *Summary of the MCSA Method:* Memory-less Continuous Search Algorithm (MCSA) [17] is a brute-force method aimed at reducing the PAPR in OFDM signals, based on the selective selection of pilot subcarriers. Instead of employing intelligent optimization techniques, the algorithm generates several possible pilot modifications, and the resulting PAPR for each configuration is then evaluated.

For each OFDM symbol $\mathbf{s} \in \mathbb{C}^K$, N_p pilots are defined with values $\pm\sqrt{E}$, where E is the average energy of the symbol vector \mathbf{s} . The corresponding OFDM signal is then compared to a target PAPR level of \mathcal{P}_{\max} . If the PAPR is below this threshold, the signal is accepted; otherwise, a new set of pilots is randomly selected until the target is reached or the maximum number of trials N_t is reached. The signal associated with the lowest PAPR is then transmitted.

The MCSA requires no modifications to the receiver and can be easily scaled to a larger number of pilot subcarriers. However, its efficiency depends on the target PAPR value: higher targets are reached quickly, while very low targets require a greater number of iterations, which increases the computational complexity of the system.

2) *The NN Method:* The architecture of the NN is preserved identical to the one originally proposed in [1], comprising a single hidden layer with 500 neurons. The loss function adopted was the Mean Square Error (MSE), defined as the average of the squared differences between the predicted and target values [18]. This metric is one of the most widely used in regression tasks because it emphasizes larger deviations, thereby encouraging the network to minimize significant errors during training. In addition, the MSE provides a smooth and differentiable objective surface, which contributes to stable convergence and consistent gradient propagation across the layers of the model.

3) *Computational Complexity Comparison:* After training, the main advantage of the NN over the MCSA method lies in its fixed and reduced computational complexity. While the MCSA relies on a variable number of iterations required to find a set of pilots that meets the target PAPR value, the NN performs only one Inverse Fast Fourier Transform (IFFT) during inference, keeping the complexity at $\mathcal{O}(K^2 + K \log_2 K)$ [1].

On the other hand, the MCSA presents a complexity proportional to the average number of trials v , resulting in $\mathcal{O}(vK^2 \log_2 K)$, which makes it significantly more costly when the target PAPR level is low. Thus, after training, the NN offers a significant reduction in computational load, while maintaining comparable performance, as discussed in detail in [1].

B. Updated Numerical Results

To rigorously verify the generalization performance of the proposed NN of [1], we conducted new simulations using

the following OFDM system configuration: 15 subcarriers are modulated by Quadrature Phase Shift Keying (QPSK) symbols, including a pair of pilot subcarriers. This setup results in a total of $4^{15} = 1,073,741,824$ possible combinations of OFDM symbols in the discrete sample space. While this represents only a fraction of the total possible signal combinations in larger systems, it is sufficient to test the generalization capabilities of the NN without incurring in prohibitive computational costs. This configuration was adopted solely to limit simulation time and computational load, without compromising the validity of the generalization analysis. More complex configurations, such as of [1], would require exponentially larger datasets to cover the sample space adequately, significantly increasing simulation time and computational resources. The chosen approach allows us to evaluate the model under controlled conditions, ensuring that the results reflect the model's capability to generalize rather than memorizing specific patterns of OFDM symbols. Table I presents a comparative summary between the parameters used here and those used in [1].

TABLE I
UPDATED PARAMETERS

Parameter	Updated Values	Previous Values
Dataset Samples	2×10^5 and 10^6	4,500
Modulation	QPSK	16-QAM
Subcarriers	15 and 30	64
Pilots	2	2

Therefore, a dataset containing 2×10^5 randomly generated OFDM symbols is employed, with a portion of 70% allocated for training and 30% for testing. In contrast with [1], where the same data were inadvertently used for both training and evaluation¹, this proper separation allows a valid and unbiased assessment of the model's generalization capability. Note that the training data covers less than 0.013% of the total sample space, highlighting the difficulty of the task and demonstrating that successful PAPR reduction requires the NN to learn meaningful patterns rather than memorizing inputs.

Fig. 2 shows the Complementary Cumulative Distribution Function (CCDF) of the PAPR for the original signal (no PAPR reduction), the MCSA method [17], and the NN; considering the OFDM system with 15 subcarriers. The NN achieves a substantial reduction in the PAPR and closely adheres to the MCSA performance, indicating that it generalizes well to unseen OFDM symbols. Notably, for very high CCDF values, the NN slightly outperforms the MCSA, which theoretically should not occur since the NN training is supervised and uses the pilot subcarriers defined by the MCSA as training labels. This apparent discrepancy suggests minor estimation imprecision due to the limited number of subcarriers in this configuration. Meaning that with few subcarriers (such as 15 in this case), each subcarrier has a greater weight in determining the overall PAPR of the symbol. Therefore, small fluctuations in the adjustment of the pilot subcarriers by the NN can lead to noticeable variations in the CCDF, especially at extreme values

of PAPR (CCDF ~ 1), where there are fewer samples. To further investigate this discrepancy, additional simulations were performed with 30 subcarriers, using a dataset of 10^6 randomly generated OFDM symbols and assuming a pair of pilot subcarriers. As illustrated in Fig. 3, the CCDF estimate becomes more precise with an increased number of subcarriers, and the previously observed discrepancy nearly disappears. This improvement occurs because a larger number of subcarriers effectively increases the diversity of samples contributing to the PAPR calculation. With only a few subcarriers, extreme PAPR values are less reliably estimated, which can lead to small apparent deviations in the CCDF. By increasing the number of subcarriers, the sample space better represents the statistical behavior of OFDM symbols, reducing numerical fluctuations. This observation underscores the importance of using sufficient subcarriers when evaluating CCDF to avoid misinterpreting the performance of PAPR reduction methods. We can also conclude from Figs. 2 and 3, that increasing the number of subcarriers makes the PAPR reduction more challenging. For example, with a pair pilot subcarriers, the MCSA method achieves a reduction of up to 7 dB for 30 subcarriers, while for 15 subcarriers it achieves up to 6 dB.

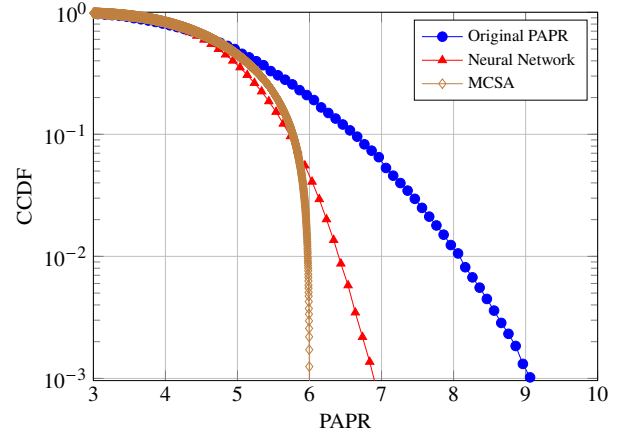


Fig. 2. CCDF of the PAPR for an OFDM system with QPSK modulation and 15 subcarriers.

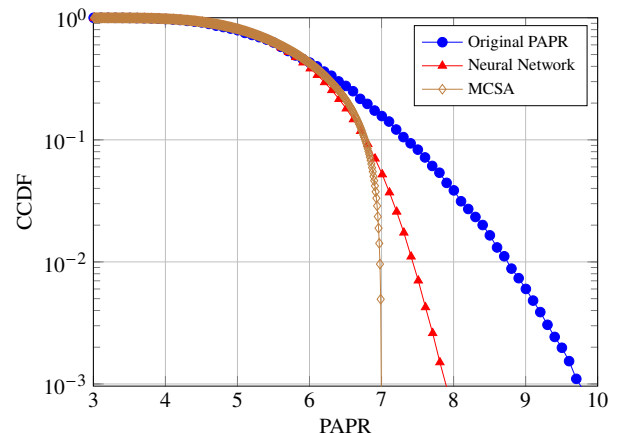


Fig. 3. CCDF of the PAPR for an OFDM system with QPSK modulation and 30 subcarriers.

¹The normalization of the pilot subcarriers was also neglected in [1]. This inconsistency has been now resolved.

In conclusion, these findings demonstrate that the NN generalizes successfully to unobserved data, reinforcing the need for proper dataset separation in evaluations involving data-driven methods. Moreover, these experiments highlight the critical role of system parameters, such as the number of subcarriers and pilots, in both model training and performance assessment. Despite a small loss in spectral efficiency due to the use of pilot subcarriers, the PAPR reduction remains substantial, demonstrating the practical relevance of NN-based PAPR reduction. If higher PAPR reductions are desired, then increasing the number of pilots in systems with many subcarriers provides a viable strategy, by balancing spectral efficiency and PAPR performance [1]. Therefore, properly accounting for these factors ensures that NN-based PAPR reduction methods can be reliably applied to practical OFDM systems.

1) *Training Loss and Validation:* To better understand the learning behavior of the NN and assess its generalization capability, we first analyze the evolution of the training and validation losses. Fig. 4 presents the evolution of the training and validation losses over 500 epochs. As observed, the training loss decreases steadily, and stabilizes after approximately 300 epochs, which indicates that the learning process was performed effectively. In contrast, the validation loss stabilizes at an earlier stage and oscillates slightly around a constant value. This behavior suggests that the model quickly adapts to the validation data distribution and maintains a stable performance as the training progresses. Although a visible gap exists between the training and validation curves, this gap does not expand significantly over the epochs, implying that the NN is capable of generalize over the dataset and of not exhibiting severe overfitting. This small gap can be explained by the intrinsic variability of the validation set, that is, the natural differences between the OFDM symbols in the validation set and those seen during training, or by minor mismatches between the data distributions of the training and validation sets. This is a typical behavior in deep learning models trained with complex signals such as those in OFDM systems.

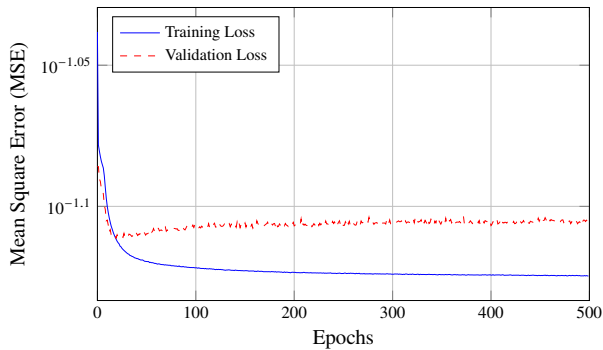


Fig. 4. Training and validation loss curves using the MSE loss over 500 epochs.

As observed in Section III-A, recall that all components of the NN, including the architecture, activation functions, loss function, and optimizer configuration, were preserved exactly as in the original model described in [1], ensuring that the comparison between simulations remained fair and consistent.

2) *Code and Datasets:* The source code developed for this study is publicly available in our GitHub repository². This repository contains all the scripts required to reproduce the simulation results, providing a complete and reproducible framework. In addition, the dataset used in the simulations has been updated and it is also available to the interested reader³. This second repository includes the dataset employed for training and testing the supervised NN presented in Section III-A.

IV. CONCLUSION

In this work, we addressed two methodological inconsistencies present in [1]: (i) the use of identical datasets for both training and testing, which invalidated the assessment of the proposed NN generalization capabilities, and (ii) the incorrect normalization of pilot subcarriers to unit energy. By correcting them we were able to update the numerical results and obtain a more rigorous evaluation of the NN-based PAPR reduction method.

The new simulations, conducted with properly separated training and testing datasets and corrected pilot normalization, confirm that the NN generalizes effectively to unseen data. The results show that the NN consistently achieves significant PAPR reduction with different values for the total number of subcarriers, closely matching the performance of the MCSA method [17]. Additionally, the slight variations observed in high CCDF regions were shown to be due to a low number of subcarriers rather than a limitation of the simulation setting.

Overall, the updated numerical results presented in this work do not change the main conclusions of [1]: the NN-based method can effectively reduce the PAPR to levels close to the desired target, whilst presenting a lower computational complexity. Therefore, the proposed approach remains a valid and efficient strategy for PAPR reduction in OFDM systems, offering a favorable trade-off between computational complexity, spectral efficiency, and peak power constraints.

V. ACKNOWLEDGMENT

This work has received partial funding from the project XGM-AFCCT-2024-2-15-1, supported by xGMobile – EM-BRAP II - Intel Competence Center on 5G and 6G Networks, with financial resources from the PPI IoT/Manufacturing 4.0 program of MCTI grant number 052/2023, signed with EM-BRAP II. Additionally, this work was partially supported by the Ciência por Elas project (APQ-04523-23 funded by Fapemig), the SEMEAR project (22/09319-9 funded by FAPESP), the Brasil 6G project (01245.010604/2020-14 funded by RNP and MCTI), and CNPq-Brasil.

REFERENCES

- [1] Bianca S. de C. da Silva, Pedro H. C. de Souza, and Luciano L. Mendes. PAPR reduction technique for mobile communication systems using neural networks. *IEEE Latin America Transactions*, 23(7):556–564, 2025. doi: 10.1109/TLA.2025.11045671.

²https://github.com/BiaSabrina/PAPR_Reduction_Code.git

³https://github.com/BiaSabrina/PAPR_Reduction_NN_dataset

- [2] R. Saravanan and Pothula Sujatha. A state of art techniques on machine learning algorithms: A perspective of supervised learning approaches in data classification. In *2018 Second International Conference on Intelligent Computing and Control Systems (ICICCS)*, pages 945–949, 2018. doi: 10.1109/ICCONS.2018.8663155.
- [3] Chau-Yun Hsu and Hsuan-Chun Liao. Papr reduction using the combination of precoding and mu-law companding techniques for ofdm systems. In *2012 IEEE 11th International Conference on Signal Processing*, volume 1, pages 1–4, 2012. doi: 10.1109/ICoSP.2012.6491517.
- [4] Yang Zhou and Tao Jiang. A Novel Multi-Points Square Mapping Combined With PTS to Reduce PAPR of OFDM Signals Without Side Information. *IEEE Transactions on Broadcasting*, 55(4):831–835, 2009. doi: 10.1109/TBC.2009.2031465.
- [5] Bianca Sabrina de Cássia da Silva. Técnicas de redução papr em sistemas de comunicações móveis com base em aprendizado de padrões. Dissertação de mestrado, Instituto Nacional de Telecomunicações - INATEL, Santa Rita do Sapucaí - MG, Brasil, 2025. Orientador: Prof. Dr. Luciano Leonel Mendes.
- [6] Sen-Hung Wang, Wei-Lun Lin, Bo-Rong Huang, and Chih-Peng Li. PAPR Reduction in OFDM Systems Using Active Constellation Extension and Subcarrier Grouping Techniques. *IEEE Communications Letters*, 20(12): 2378–2381, 2016. doi: 10.1109/LCOMM.2016.2603529.
- [7] Bianca S de C da Silva, Victoria DP Souto, Richard D Souza, and Luciano L Mendes. A survey of papr techniques based on machine learning. *Sensors*, 24(6): 1918, 2024. doi: 10.3390/s24061918.
- [8] Anatel. Resolução nº 190, 2021. URL <https://pesquisa.in.gov.br/imprensa/jsp/visualiza/index.jsp?data=06/10/2021&jornal=515&pagina=25&totalArquivos=181>.
- [9] Mohsin Khalil, Junaid Qadir, Oluwakayode Onireti, Muhammad Ali Imran, and Shahzad Younis. Feasibility, architecture and cost considerations of using tws for rural internet access in 5g. In *2017 20th Conference on Innovations in Clouds, Internet and Networks (ICIN)*, pages 23–30, 2017. doi: 10.1109/ICIN.2017.7899245.
- [10] Muzhou Hou and Xuli Han. Constructive approximation to multivariate function by decay rbf neural network. *IEEE Transactions on Neural Networks*, 21(9):1517–1523, 2010. doi: 10.1109/TNN.2010.2055888.
- [11] J.D. Schaffer, D. Whitley, and L.J. Eshelman. Combinations of genetic algorithms and neural networks: a survey of the state of the art. In *[Proceedings] COGANN-92: International Workshop on Combinations of Genetic Algorithms and Neural Networks*, pages 1–37, 1992. doi: 10.1109/COGANN.1992.273950.
- [12] Insoo Sohn. A low complexity papr reduction scheme for ofdm systems via neural networks. *IEEE Communications Letters*, 18(2):225–228, 2014. doi: 10.1109/LCOMM.2013.123113.131888.
- [13] Mattia Merluzzi, Tamás Borsos, Nandana Rajatheva, András A. Benczúr, Hamed Farhadi, Taha Yassine, Markus Dominik Mueck, Sokratis Barnmpounakis, Emilio Calvanese Strinati, Dilin Dampahalage, Panagiotis Demestichas, Pietro Ducange, Miltiadis C. Filippou, Leonardo Gomes Baltar, Johan Haraldson, Leyli Karaçay, Dani Korpi, Vasiliki Lamprousi, Francesco Marcelloni, Jafar Mohammadi, Nuwanthika Rajapaksha, Alessandro Renda, and Mikko A. Uusitalo. The Hexa-X Project Vision on Artificial Intelligence and Machine Learning-Driven Communication and Computation Co-Design for 6G. *IEEE Access*, 11:65620–65648, 2023. doi: 10.1109/ACCESS.2023.3287939.
- [14] V.N. Vapnik. An overview of statistical learning theory. *IEEE Transactions on Neural Networks*, 10(5):988–999, 1999. doi: 10.1109/72.788640.
- [15] Chih-Hung Chang. Deep and shallow architecture of multilayer neural networks. *IEEE Transactions on Neural Networks and Learning Systems*, 26(10):2477–2486, 2015. doi: 10.1109/TNNLS.2014.2387439.
- [16] Yongping Zhao and Kangkang Wang. Fast cross validation for regularized extreme learning machine. *Journal of Systems Engineering and Electronics*, 25(5):895–900, 2014. doi: 10.1109/JSEE.2014.000103.
- [17] Bianca S.de C. da Silva, Mariana B. de Mello, and Luciano L. Mendes. Papr reduction technique for mobile communications system based on pattern learning. In *2024 19th International Symposium on Wireless Communication Systems (ISWCS)*, pages 1–6, 2024. doi: 10.1109/ISWCS61526.2024.10639125.
- [18] Jun Qi, Jun Du, Sabato Marco Siniscalchi, Xiaoli Ma, and Chin-Hui Lee. On mean absolute error for deep neural network based vector-to-vector regression. *IEEE Signal Processing Letters*, 27:1485–1489, 2020. doi: 10.1109/LSP.2020.3016837.



Bianca S. de C. da Silva was born in Santa Rita do Sapucaí, Minas Gerais, Brazil, in 1998. She received the B.S. degree in Control and Automation Engineering in 2020 and the M.Sc. degree in Telecommunications Engineering in 2025, both from the National Institute of Telecommunications (INATEL), Santa Rita do Sapucaí, where she is currently pursuing a Ph.D. degree in Telecommunications Engineering. In 2023, she supported field technicians with remote site integration at Ericsson-INATEL.



Pedro H. C. de Souza was born in Santa Rita do Sapucaí, Minas Gerais, MG, Brazil in 1992. He received the B.S., M.S. and the Doctor degrees in telecommunications engineering from the National Institute of Telecommunications - INATEL, Santa Rita do Sapucaí, in 2015, 2017 and 2022, respectively; is currently working as a postdoctoral researcher in telecommunications engineering at INATEL, with the support of FAPESP (*Fundação de Amparo à Pesquisa do Estado de São Paulo*). During the year of 2014 he was a Hardware Tester with

the INATEL Competence Center - ICC. His main interests are: digital communication systems, mobile telecommunications systems, 6G, reconfigurable intelligent surfaces, convex optimization for telecommunication systems, compressive sensing/learning, cognitive radio.



Luciano L. Mendes received the B.Sc. and M.Sc. degrees from INATEL, Brazil, in 2001 and 2003, respectively, and the Ph.D. degree from Unicamp, Brazil, in 2007, all in electrical engineering. Since 2001, he has been a Professor with INATEL, where he has acted as the Technical Manager of the Hardware Development Laboratory, from 2006 to 2012. From 2013 to 2015, he was a Visiting Researcher with Vodafone Chair Mobile Communications Systems, Technical University of Dresden, where he had developed his postdoctoral training. In 2017, he was

elected as the Research Coordinator of the 5G Brazil Project, an association involving industries, telecom operators, and academia, which aims for funding and build an ecosystem toward 5G in Brazil. He is the Technical Coordinator of Brazil 6G Project and general coordinator of the XGMobile - Competence Center.