

ON THE WINGS OF IMAGINATION: CONFLICTING SCRIPT-BASED MULTI-ROLE FRAMEWORK FOR HUMOR CAPTION GENERATION

Wenbo Shang¹, Yuxi Sun¹, Jing Ma¹, Xin Huang^{1,*}

¹Hong Kong Baptist University

{cswbshang, csyxsun, majing, xinhuang}@comp.hkbu.edu.hk

ABSTRACT

Humor is a commonly used and intricate human language in daily life. Humor generation, especially in multi-modal scenarios, is a challenging task for large language models (LLMs), which is typically as funny caption generation for images, requiring visual understanding, humor reasoning, creative imagination, and so on. Existing LLM-based approaches rely on reasoning chains or self-improvement, which suffer from limited creativity and interpretability. To address these bottlenecks, we develop a novel LLM-based humor generation mechanism based on a fundamental humor theory, GTVH. To produce funny and script-opposite captions, we introduce a **humor-theory-driven multi-role** LLM collaboration framework augmented with humor **retrieval** (HOMER). The framework consists of three LLM-based roles: (1) *conflicting-script extractor* that grounds humor in key script oppositions, forming the basis of caption generation; (2) *retrieval-augmented hierarchical imagination* that identifies key humor targets and expands the creative space of them through diverse associations structured as imagination trees; and (3) *caption generator* that produces funny and diverse captions conditioned on the obtained knowledge. Extensive experiments on two New Yorker Cartoon benchmarking datasets show that HOMER outperforms state-of-the-art baselines and powerful LLM reasoning strategies on multi-modal humor captioning.

1 INTRODUCTION

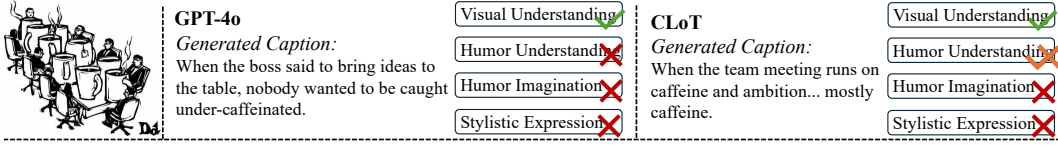
Multi-modal humor generation has emerged to be important for exploring whether large language models (LLMs) can handle human-level linguistic and cognitive complexity (Wang et al., 2025; Attardo, 2024; Oring, 2016; Horvitz et al., 2024; Cocchieri et al., 2025; Baluja, 2025). Funny caption generation is a typical task of multi-modal humor generation, which aims to generate a funny caption for a given image. This involves combining *visual understanding* of cartoons with *humor understanding*, *creative imagination*, and *stylistic expression* (Zhang et al., 2024; Wang et al., 2025), which is technically challenging and even difficult for human beings.

However, current LLMs have been validated to have a weak inherent humor generation mechanism (Mirowski et al., 2024; Horvitz et al., 2024; Pawar et al., 2025; Gorenz & Schwarz, 2024; Cocchieri et al., 2025; Jentzsch & Kersting, 2023). To improve the humor generation ability of LLMs, a few existing methods typically rely on generic prompting (Zhang et al., 2024; Chen et al., 2024), multi-hop reasoning for self-improvement (Zhong et al., 2024), or task-specific tuning (Wang et al., 2025) to better steer model outputs towards funnier captions. Unfortunately, these methods, solely guided by the LLM-inherent humor mechanism, capture surface humor language rather than deep humor logical reasoning and creative humor imagining, leading to limited creativity and originality. For example, consider the cartoon in Figure 1(a), current LLMs (e.g., GPT-4o) and the state-of-the-art CLoT (Zhong et al., 2024) demonstrate a good ability to generate a semantic caption for describing the meeting, table, and caffeine, but lack enough humor for funny and deep imagination.

To address the above limitations, we propose a novel LLM-based humor generation framework, leveraging the well-established General Theory of Verbal Humor (GTVH) to generate script-

*Corresponding Author.

(a) Funny Caption Generation



(b) Funny Caption Generation with GTVH Mechanism

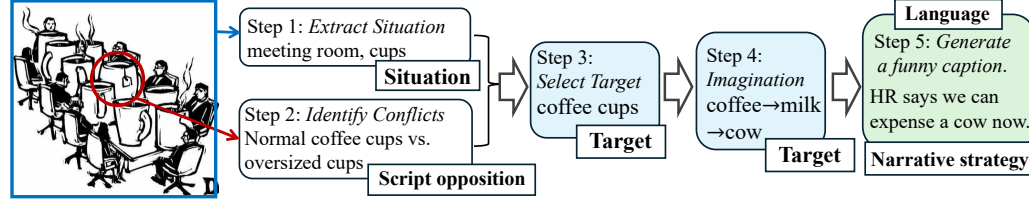


Figure 1: A comparison of our HOMER with GPT-4o and CLoT models in funny caption generation.

opposite humor captions (Attardo & Raskin, 1991; Ruch et al., 1993; Attardo, 2016; Oring, 2016; Shang et al., 2022). The GTVH models humor creation through several interconnected knowledge resources, offering a natural fit for image-based humor caption generation. Therefore, our GTVH-based method centers on script opposition, enabling it to capture diverse humor mechanisms and generalize across a broad range of various images. Continue the above example of a cartoon in Figure 1, the *situation* is an office meeting, with the *script opposition* between ordinary coffee cups and oversized ones (see Steps 1-2), which establish the core logic foundation for humor generation. The *target* of humor is the oversized cups (see Step 3), which disrupt the expected norm. The imagination of the *target* operates through an associative chain (coffee → milk → cow), amplifying the absurdity (see Step 4). The *narrative strategy* frames this exaggeration as a visual twist, while the *language* condenses it into a funny caption (see Step 5) as shown in Figure 1(b). The humor point of Figure 1(b) lies here. In terms of references (e.g., person, tables, and chairs), the size of coffee cups is super large. Thus, the key conflicting script, i.e., gigantic coffee cups vs. normal ones. The ground-truth humorous caption is “Could you please pass me a cow?”, highlighting that large coffee cups need a large amount of milk, which is even needed to produce by the whole cow. This is ridiculously abnormal and funny. Our generated caption, “HR says we can expense a cow now”, which has a similar humor effect as the ground-truth and even playfully exaggerating workplace coffee consumption by involving the expense department of Human Resources (HR). As a result, our caption has a better humorous effect than that of GTP-4o and CLoT in Figure 1(a).

Technically, we propose a **humor-theory-driven multi-role LLM collaboration framework augmented with humor retrieval (HOMER)** for funny image caption generation. HOMER identifies a clear and interpretable humor mechanism reliant on the collaboration of three roles of LLMs: **Conflicting-script Extractor** extracts a detailed situation description from the image and analyzes contrast and incongruity elements based on the definition of script opposition, capturing the core humor logic and essential humor creativity. The result of the extractor is the basis of the generation process. **Hierarchical Imaginator** aims to identify and enhance the critical humor target in the image. To expand its creative space, the imaginator conducts the humorous imagination of targets through our designed imagination trees, which are built by multi-view associations with LLM and humor-relevance retrieval from our collected joke database. **Caption Generator** combines the detailed situation description, conflicting scripts, and diverse imaginative trees of targets to generate funny captions in a configuration of the five knowledge resources.

Extensive experiments on two public New Yorker Cartoon benchmarks, evaluated through both automatic metrics and human judgment, demonstrate the superiority of HOMER against state-of-the-art competitors by achieving ~7% improvement on average. Ablation studies validate the critical role of humor theory guidance and our imagination mechanism, suggesting a promising path for theory-grounded multi-modal humor generation.

2 HOMER

In this section, we present the problem of funny caption generation and our framework, HOMER.

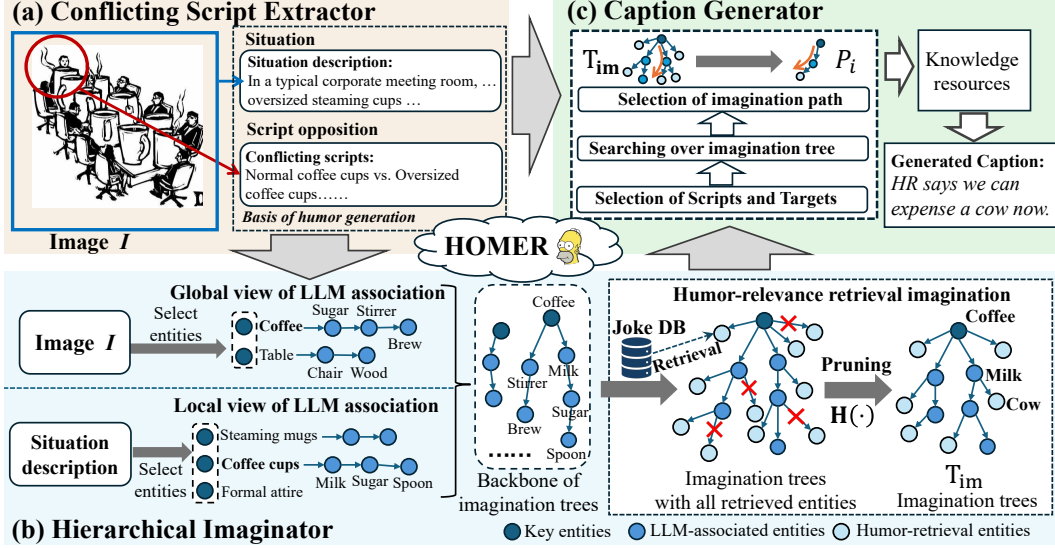


Figure 2: Framework of HOMER with three LLM-based roles: (a) Conflicting script extractor, deriving a detailed situation description and conflicting scripts as the basis of humor generation. (b) Hierarchical imaginator, identifying and enhancing the humor target with multi-view LLM associations and humor-relevance retrieval imagination. (c) Caption generator, generating funny and diverse captions conditioned on the obtained knowledge.

Fundamental Humor Theory. The GTVH humor theory is the theoretical foundation for our HOMER, modeling humor as the interaction of several knowledge resources: script opposition, situation, target, narrative strategy, and language (Attardo & Raskin, 1991). Central to humor is script opposition, which captures conflicts between semantic frames (scripts). It underlies humor by establishing expectations and then violating them, thereby enabling exaggeration or absurdity. In Figure 1 (b), the conflict between a professional office setting with unexpected gigantic cups juxtaposes scripts of routine and hyperbole, yielding a humorous reading. This script opposition leverages surprise, incongruity, and cognitive resolution, which are central to effective and engaging humor. More examples can be found in Section 3.4 and Appendix B.10.

Problem Formulation. Given an input image I , the funny caption generation task aims to generate a relevant and funny caption $\text{Cap}(I)$ for image I . The ground-truth of this task is composed of human-written funny captions. The goal of tackling this task is to assess whether the generated $\text{Cap}(I)$ derived by the multi-role models wins against human-written captions.

Overview of HOMER. The key idea of generating a humorous caption by our HOMER framework is to extract conflicting scripts from the given image and imagine script-opposition funny based on LLM association and joke database. As shown in Figure 2, HOMER contains three LLM-based roles, which are the conflict script extractor $\text{Extract}(\cdot)$, the hierarchical imaginator $\text{Imagine}(\cdot)$, and the caption generator $\text{Gen}(\cdot)$. $\text{Extract}(I) \rightarrow (\mathcal{C}, D)$ yields script oppositions \mathcal{C} and a situation description D . $\text{Imagine}(I, \mathcal{C}, D) \rightarrow \mathcal{T}_{\text{im}}$ identifies key humor targets and derives target imagination tree. $\Omega \in \mathcal{NS} \times \mathcal{LA}$ sets the narrative strategy and selects linguistic style. With prompt $\Phi(\mathcal{C}, D, \mathcal{T}_{\text{im}}, \Omega)$, the generator generates $\text{Cap}(I) = \text{Gen}(\Phi(\mathcal{C}, D, \mathcal{T}_{\text{im}}, \Omega))$.

2.1 CONFLICTING SCRIPT EXTRACTOR

To ensure the extraction of precise and comprehensive conflicting scripts, our LLM-based conflicting script extractor $\text{Extract}(\cdot)$ first analyzes the scene in the given image I and derives a script-opposition-central situation description D as the contextual background of the funny caption (e.g., meeting room, professional figures, steaming cups, natural or serious expressions in Figure 2), including location, characters, facial expressions, and actions, while emphasizing inherent conflicting elements (e.g., oversized steaming cups) in I . Next, $\text{Extract}(\cdot)$ is designed to systematically identify and analyze conflicting or incongruous elements in the image I . As GTVH posits, the definition of script opposition is *the relation between two conflicting or contrasting semantic frames (scripts) in a joke*. Building on this definition, we design a prompt $\Phi_{\text{script}}(\cdot)$ to guide $\text{Extract}(\cdot)$ to analyze and extract all relevant conflicting scripts that exist in the situation description D and the image I . For-

mally, the set of conflicting scripts \mathcal{C} is derived as $D = \text{Extract}(I)$, $\mathcal{C} = \text{Extract}(\Phi_{\text{script}}(I, D))$. D and \mathcal{C} serve as the foundation of the whole generation process.

2.2 HIERARCHICAL IMAGINATOR

Based on the constructed humor foundation, our hierarchical imaginator $\text{Imagine}(\cdot)$ first identifies a set of key entities $\{t_i\}$ described in \mathcal{C} and D as candidate humor targets of the funny caption. Then, to enrich knowledge about the identified targets and expand its creativity, $\text{Imagine}(\cdot)$ enhances each target t_i by conducting diverse imaginative associations. To capture diverse and high-quality imaginative associations, $\text{Imagine}(\cdot)$ is designed as a hierarchical architecture to combine multi-view LLM free-associations with humor-relevance retrieval imagination to construct a set of imagination trees \mathcal{T}_{im} . Particularly, multi-view LLM associations serve as deep-pattern imagination, forming backbone chains of \mathcal{T}_{im} , while humor-relevance retrieval serves as broad-pattern imagination to expand \mathcal{T}_{im} by discovering relevant humor associations in our collected joke database. When constructing \mathcal{T}_{im} , a humor-relevance score $\mathbf{H}(e_\tau^{(i)}, \varepsilon)$ is introduced to quantitatively measure the degree of humorous relevance between backbone entities $e_\tau^{(i)}$ and retrieved entities ε , pruning \mathcal{T}_{im} and removing retrieved entities ε with weak humor relevance.

Identify candidate targets from local and global views. Define the set of views $V = \{\text{loc}, \text{glob}\}$. The local observation O_{loc} is from the detailed situation description D , capturing fine-grained entities or unexpected features within the image (e.g., oversized cups, professional figures). The global observation O_{glob} leverages the image I to emphasize the obvious entities in the scene (e.g., cups, table). Coarse-grained and fine-grained entities can evoke different LLM associations (e.g., coffee cups, tea, figured people, etc). For each view $v \in V$, the imaginator extracts m entities from O_v as candidate targets that are most relevant to conflicting scripts \mathcal{C} . Formally,

$$O_v \times \mathcal{C} \rightarrow \text{Ent}(O_v, \mathcal{C}), \quad \text{Ent}(O_v, \mathcal{C}) = \{t_1, \dots, t_m\}, \quad T_{\text{root}} = \{\text{Ent}(O_v, \mathcal{C}) | v \in V\}.$$

m is dependent on LLM analysis of O_v and \mathcal{C} . Identified candidate targets in T_{root} serve as ancestor nodes of a forest of imagination trees, thereby guiding subsequent imaginative exploration.

Deep imagination forms the backbone chains of \mathcal{T}_{im} . Deep-pattern imaginative chains from each $t_i \in T_{\text{root}}$ are modeled as a first-order association process through an LLM-driven association function $f_{\text{chain}}(\cdot)$ with possible relations (e.g., ingredient, container, source, etc.) For an ordered free-association chain $T_i' = \langle e_0^{(i)}, e_1^{(i)}, \dots, e_n^{(i)} \rangle$, the construction process is

$$e_{\tau+1}^{(i)} = f_{\text{chain}}(e_\tau^{(i)}), \quad \tau = 0, \dots, n-1,$$

where $e_0^{(i)} = t_i$ and each successor $e_{\tau+1}^{(i)}$ is imagined solely from its direct predecessor $e_\tau^{(i)}$. The length τ is adaptively determined by LLMs with empirical average length $\mathbb{E}[\tau] \approx 4$. The recursive procedure $f_{\text{chain}}(\cdot)$ enables progressively deeper levels of imaginative reasoning, ensuring each entity is conditionally dependent on its predecessor. After constructing two views of backbone chains $\{T_i' | t_i \in \text{Ent}(O_v, \mathcal{C}), v \in V\}$, the imaginator merges local and global-view chains by aligning identical entities and removing duplicates. For example, entities “coffee” and “coffee cups” can be merged into “coffee cups”. As a result, each candidate target t_i is associated with a unique and multi-view imagination tree T_i , forming the backbone chains of imaginative trees \mathcal{T} .

Broad imagination expands the imaginative chains of \mathcal{T}_{im} . To expand the backbone of the imagination tree with relevant humor associations in daily life, we design a humor-relevance retrieval from our collected joke database \mathcal{J} , which is reorganized from 12 open-source joke datasets. First, the imaginator conducts *top-K relevant joke retrieval*. For each LLM-associated entity $e_\tau^{(i)} \in T_i$, the imaginator constructs a query embedding $\mathbf{z}_q = f_{\text{emb}}(D, \mathcal{C}, e_\tau^{(i)})$. For each joke $j \in \mathcal{J}$ with embedding \mathbf{z}_j , we calculate the cosine similarity $\text{sim}(\mathbf{z}_q, \mathbf{z}_j)$. The top- k jokes are retrieved by ranking all j according to $\text{sim}(\mathbf{z}_q, \mathbf{z}_j)$, i.e., $J_{\text{topK}} = \{j \in \mathcal{J} | \text{sim}(\mathbf{z}_j, \mathbf{z}_q) \geq \text{sim}(\mathbf{z}_{j'}, \mathbf{z}_q), \forall j' \in \mathcal{J} \setminus J_{\text{topK}}\}$, ensuring selected jokes are relevant to both the query entity $e_\tau^{(i)}$ and the foundation of humor D and \mathcal{C} . $f_{\text{emb}}(\cdot)$ can be the statistical embedding method for efficiency, or other LM-based methods. Then, for each retrieved joke $j \in J_{\text{topK}}$, the imaginator tokenizes and lemmatizes j into a set of tokens \mathcal{E}_j as leaf nodes for the query node $e_\tau^{(i)}$. Finally, the imaginator conducts **HOMER-pruning** with a designed humor-relevance score $\mathbf{H}(e_\tau^{(i)}, \varepsilon)$ to filter out leaf nodes with weak humor relevance, deriving high-quality imagination trees \mathcal{T}_{im} .

HOMER-pruning. To filter out leaf nodes with weak humor relevance to $e_\tau^{(i)}$, we design a humor-relevance score $\mathbf{H}(e_\tau^{(i)}, \varepsilon)$, where $\varepsilon \in \mathcal{E}_j$. $\mathbf{H}(e_\tau^{(i)}, \varepsilon)$ builds on three key scores, which are relevance-opposition $\mathbf{H}_{\text{rel}}(e_\tau^{(i)}, \varepsilon)$, humor-frequency $\mathbf{H}_{\text{freq}}(\varepsilon)$, and POS-diversity scores $\mathbf{H}_{\text{div}}(\varepsilon)$ as follows.

$$\mathbf{H}(e_\tau^{(i)}, \varepsilon) = \mathbf{H}_{\text{rel}}(e_\tau^{(i)}, \varepsilon) + \mathbf{H}_{\text{freq}}(\varepsilon) + \mathbf{H}_{\text{div}}(\varepsilon). \quad (1)$$

We then retain tokens for which $\text{rank}(\mathcal{H}(e_\tau^{(i)}, \varepsilon)) \leq \delta$, thereby pruning the imagination tree T_i , where δ is the desired rank threshold. $\text{rank}(\mathcal{H}(e_\tau^{(i)}, \varepsilon))$ denote the rank of ε according to its humor-relevance score for $\varepsilon \in \mathcal{E}_j$.

Term-1: Relevance-Opposition score. Inspired by GTVH, we design the relevance-opposition score $\mathbf{H}_{\text{rel}}(e_\tau^{(i)}, \varepsilon)$ between entities $e_\tau^{(i)}$ and ε as a joint function of semantic similarity and conceptual opposition, thereby capturing semantic relevance and surprise incongruity essential to humor. To accurately measure $\mathbf{H}_{\text{rel}}(e_\tau^{(i)}, \varepsilon)$, we utilize WordNet (Miller, 1995), which affords structured semantic relations for reliable sense discrimination and similarity assessment. Specifically, target semantic similarity (TSS) is quantified using the Wu-Palmer similarity $\text{Sim}_{\text{wup}}(\cdot, \cdot)$. Let S_{e_τ} and S_ε represent the sets of synsets associated with $e_\tau^{(i)}$ and ε . For $S_{e_\tau}, S_\varepsilon \neq \emptyset$,

$$\text{TSS}(s_{e_\tau}, s_\varepsilon) = \max_{s_{e_\tau} \in S_{e_\tau}, s_\varepsilon \in S_\varepsilon} \text{Sim}_{\text{wup}}(s_{e_\tau}, s_\varepsilon). \quad (2)$$

Otherwise, $\text{Sim}_{\text{wup}}(s_{e_\tau}, s_\varepsilon) = 0$. Conceptual opposition (CO) is measured as the Jaccard dissimilarity between concept sets of $e_\tau^{(i)}$ and ε . For a given synset s , its concept set $\mathcal{R}(s)$ is defined as the union of its neighboring concepts, including its synonyms, hypernyms, hyponyms, meronyms, and holonyms, denoted by $\text{Hyper}(s)$, $\text{Hypo}(s)$, $\text{Mero}(s)$, and $\text{Holo}(s)$, respectively. Thus, $\mathcal{R}(s) = s \cup \text{Hyper}(s) \cup \text{Hypo}(s) \cup \text{Mero}(s) \cup \text{Holo}(s)$. The Jaccard overlap between senses $s_{e_\tau} \in S_{e_\tau}$ and $s_\varepsilon \in S_\varepsilon$ is

$$\text{Jacco}(s_{e_\tau}, s_\varepsilon) = \frac{|R(s_{e_\tau}) \cap R(s_\varepsilon)|}{|R(s_{e_\tau}) \cup R(s_\varepsilon)|}, \quad \text{if } |R(s_{e_\tau}) \cup R(s_\varepsilon)| > 0.$$

Otherwise, $\text{Jacco}(s_{e_\tau}, s_\varepsilon) = 0$. Therefore, we formulate the conceptual opposition as

$$\text{CO}(s_{e_\tau}, s_\varepsilon) = 1 - \max_{s_{e_\tau} \in S_{e_\tau}, s_\varepsilon \in S_\varepsilon} \text{Jacco}(s_{e_\tau}, s_\varepsilon), \quad \text{CO}(s_{e_\tau}, s_\varepsilon) \in [0, 1]. \quad (3)$$

$\text{CO}(s_{e_\tau}, s_\varepsilon)$ treats opposition as low overlap between the lexical neighborhoods induced by core semantic relations. Thus, we model two opposing tendencies: semantic similarity $\text{TSS}(s_{e_\tau}, s_\varepsilon)$, and conceptual opposition $\text{CO}(s_{e_\tau}, s_\varepsilon)$. $\mathbf{H}_{\text{rel}}(e_\tau^{(i)}, \varepsilon)$ should be designed based on three criteria: (i) dominated by semantic similarity; (ii) incorporating a similarity-gated, bounded bonus for conceptual opposition; and (iii) established through a principled balance between two opposing tendencies. To achieve it, we introduce a shaping function $f: [0, 1] \rightarrow [0, c]$ that is increasing and bounded, with $f(0) = 0$ and a moderate peak as similarity grows. Thus, based on Eq 2 and Eq. 3, the calculation of the relevance-opposition score can be formulated as

$$\mathbf{H}_{\text{rel}}(e_\tau^{(i)}, \varepsilon) = \text{TSS}(s_{e_\tau}, s_\varepsilon) + f(\text{TSS}(s_{e_\tau}, s_\varepsilon))\text{CO}(s_{e_\tau}, s_\varepsilon), \quad \text{with } f(x) = x \exp(-x). \quad (4)$$

Detailed proof of convergence and monotonicity can be found in Appendix C.

Term-2: Humor-Frequency score. $\mathbf{H}_{\text{freq}}(\varepsilon)$ quantifies the importance of ε based on its empirical occurrence frequency, defined as the geometric mean of token frequency and normalized joke frequency over J_{topK} :

$$\mathbf{H}_{\text{freq}}(\varepsilon) = \sqrt{\frac{\sum_{j \in J_{\text{topK}}} \text{count}(\varepsilon, \mathcal{E}_j) \sum_{j \in J_{\text{topK}}} \mathbb{I}[\varepsilon \in \mathcal{E}_j]}{\sum_{j \in J_{\text{topK}}} |\mathcal{E}_j| |J_{\text{topK}}|}} \quad (5)$$

$\text{count}(\varepsilon, \mathcal{E}_j)$ is the multiplicity of ε in j . The indicator function $\mathbb{I}(\cdot)$ equals 1 if the argument is true and 0 otherwise. Higher $\mathbf{H}_{\text{freq}}(\varepsilon)$ indicates that ε appears frequently and across many jokes in J_{topK} , evidencing a statistically meaningful association with $e_\tau^{(i)}$ and \mathcal{C} in context D .

Term-3: POS-Diversity score. $\mathbf{H}_{\text{div}}(\varepsilon)$ assesses the lexical richness of ε based on parts of speech (POS). N_P denotes the POS inventory in WordNet. $N(\varepsilon)$ is the occurrence number of ε tagged with

$p \in P$. Higher $\mathbf{H}_{\text{div}}(\varepsilon)$ indicates that token ε has more lexical ambiguity, thereby creating more opportunities for puns and wordplay in funny captions. The normalized POS-diversity score is

$$\mathbf{H}_{\text{div}}(\varepsilon) = \frac{\sum_{p \in P} \mathbb{I}[N(\varepsilon) > 0]}{|P|}. \quad (6)$$

Therefore, based on Eq. 4, Eq. 5, Eq. 6, and Eq. 1, $\mathcal{H}(e_\tau^{(i)}, \varepsilon)$ is calculated to retain leaf nodes for which $\text{rank}(\mathcal{H}(e_\tau^{(i)}, \varepsilon)) \leq \delta$, thereby deriving diverse and high-quality imagination trees \mathcal{T}_{im} .

2.3 CAPTION GENERATOR

Our caption generator $\text{Gen}(\cdot)$ aims to generate funny and diverse captions $\text{Cap}(I)$ for the given image I based on the obtained knowledge. Specifically, $\text{Gen}(\cdot)$ begins by randomly selecting key conflicting scripts $C \in \mathcal{C}$ and relevant humor target $t_i \in T_{\text{root}}$ from all candidate targets. Note that not all candidate targets are used in the final caption. For each candidate target t_i , the associated imagination tree $T_i \in \mathcal{T}_{\text{im}}$ is traversed to enumerate all possible paths from the ancestor node to the leaf nodes through depth-first search (DFS), denoted by \mathcal{P}_i . A single imagination path $P_i \in \mathcal{P}_i$ is then sampled, representing a creative chain of humorous associations. The generation prompt is constructed by integrating the situation description D , the selected conflicting scripts C , the creative imagination path P_i of selected humor target t_i , and the generation options $\Omega \in NS \times LA$, where Ω specifies the narrative strategy and linguistic style. Formally, the prompt can be represented as $\Phi(C, D, P_i, \Omega)$, which is then fed into the LLM-based caption generator producing the final funny caption, i.e., $\text{Cap}(I) = \text{Gen}(\Phi(C, D, \mathcal{T}_{\text{im}}, \Omega))$.

3 EXPERIMENTS

Datasets. We evaluate the performance on two real-world New Yorker datasets, *Human in AI* (Zhang et al., 2024) and *Electronic sheep* (Hessel et al., 2023), including cartoon images, standard cartoon descriptions, humorous captions, and ranking of captions based on their humorous degree, as detailedly shown in Table 1. Following the settings in *Human in AI*,

we evaluate all models by comparing the generated captions against three groups of human-written captions at different ranking levels, which include #top10, #200-#209, #1000-#1009. As *Electronic sheep* has three ranking pairs of captions per cartoon, we split it into two groups. Higher ranking captions in all pairs form the High-Humor group. Otherwise, the Low-Humor group. In particular, we collect and reorganize 11 one-liner joke datasets through a multi-stage data processing as our humor retrieval dataset. We provide more details of our humor retrieval dataset in Appendix B.1.

Competitors and Metrics. We evaluate HOMER against four state-of-the-art models for humor generation: HumorousAI (Zhang et al., 2024), LoL (Wang et al., 2025), Phunny (Chen et al., 2024), and CLoT (Zhong et al., 2024). Additionally, we also compare with three widely-adapted and advanced reasoning strategies: chain of thought (CoT) (Wei et al., 2022), few-shot reasoning (Alayrac et al., 2022), and self-consistency (Wang et al., 2023). To assess the reliable measure for creative caption generation (Zhang et al., 2024; Hessel et al., 2023), we use the unbiased $\text{Pass}@K$ metric to measure the probability that HOMER-generated humorous captions win the human-written caption over multiple k trials (Liu et al., 2024; Mohammadi et al., 2025; Zhang et al., 2025; Yu et al., 2024).

$$\text{pass}@k = \frac{1}{N} \sum_{i=1}^N \left[1 - \frac{\binom{n_i - c_i}{k}}{\binom{n_i}{k}} \right], \quad (7)$$

where N denotes the total number of images, n_i is the number of captions generated for the i -th image, and c_i is the number of captions evaluated as funnier than the human caption. For comprehensive evaluation, we report the results at $K = \{1, 3, 5\}$. Each $\text{pass}@K$ calculation is the average value of five trials. More details of competitors and metrics in Appendix B.2 and B.3.

Implementation Details. In the hierarchical imaginater, we impose the top- k relevant jokes $k = 5$ for balancing efficiency and effectiveness, and the threshold of humor-relevant entities $\delta = 5$. For

Table 3: Performance (%) of funny caption generation (mean pass@k over 5 runs) on two datasets with four base LLMs (GPT-4o, Claude-4, Qwen-VL, and LLaVA-1.5). Higher scores are better.

Method	Humor in AI									Electric sheep					
	#Top10			#200-209			#1000-1009			High-Humor			Low-Humor		
	@1	@3	@5	@1	@3	@5	@1	@3	@5	@1	@3	@5	@1	@3	@5
GPT-4o															
CoT	45.79	70.59	79.61	57.28	82.85	85.56	61.58	86.90	88.65	57.52	76.13	81.19	63.64	77.76	84.01
Few-shot	58.07	78.91	82.44	65.12	81.14	84.27	65.59	<u>88.39</u>	<u>90.83</u>	50.67	69.33	80.67	55.67	72.66	83.66
Self-consistency	62.03	77.96	82.93	68.09	84.45	87.72	69.42	85.51	88.93	48.57	64.95	74.23	62.02	70.47	78.78
HumorousAI	<u>62.11</u>	<u>81.24</u>	<u>85.15</u>	<u>69.38</u>	<u>85.32</u>	<u>87.86</u>	<u>73.46</u>	85.42	88.40	<u>67.39</u>	<u>80.57</u>	<u>83.38</u>	<u>69.41</u>	80.65	85.33
LoL	56.30	75.21	81.01	64.50	80.85	85.21	67.29	83.83	88.73	61.26	79.22	<u>84.55</u>	64.73	80.60	84.73
Phunny	16.09	27.47	32.94	20.38	34.23	41.25	23.80	38.74	45.99	26.22	36.13	45.92	29.31	38.32	48.05
CLoT	61.17	75.29	80.00	59.52	72.47	76.47	68.70	78.00	81.17	63.33	71.83	77.33	67.49	81.16	87.83
Ours	66.41	83.70	89.18	73.40	88.38	92.57	76.32	90.50	94.19	75.53	89.21	92.10	79.45	91.48	93.81
Improv.(%)	+6.92	+3.03	+4.77	+5.79	+3.59	+5.36	+3.89	+2.39	+3.70	+12.1	+10.7	+8.93	+14.4	+12.7	+6.81
Claude-4															
CoT	37.31	47.62	51.01	40.03	48.70	51.01	42.27	41.87	51.67	57.52	69.00	72.51	63.50	74.39	78.01
Few-shot	61.67	78.70	82.67	70.00	<u>85.13</u>	88.67	<u>69.19</u>	<u>83.70</u>	87.00	32.67	54.00	66.67	48.33	63.67	68.33
Self-consistency	60.73	76.90	81.66	68.26	81.00	85.33	68.73	82.50	86.33	57.72	74.39	79.13	<u>67.41</u>	82.15	87.66
HumorousAI	<u>62.86</u>	<u>78.86</u>	<u>82.67</u>	<u>70.39</u>	83.46	86.33	68.66	82.06	85.98	59.40	77.66	<u>83.33</u>	65.69	<u>83.13</u>	<u>89.83</u>
LoL	58.06	75.19	80.00	68.40	84.40	<u>88.67</u>	67.06	83.30	<u>87.89</u>	<u>60.60</u>	<u>79.33</u>	83.00	66.23	83.04	87.66
Phunny	14.24	32.87	46.40	16.99	34.51	45.75	18.03	40.06	53.59	20.16	38.58	48.33	30.33	50.20	60.41
CLoT	43.15	53.25	56.00	50.91	59.05	62.00	53.65	61.44	63.00	41.67	62.00	68.33	51.83	72.83	79.16
Ours	64.67	82.67	87.00	71.27	86.33	90.33	71.06	85.47	89.00	62.27	81.37	86.94	71.75	89.86	95.19
Improv.	+2.88	+4.83	+5.24	+1.25	+1.41	+1.87	+2.70	+2.56	+1.26	+2.75	+2.57	+4.33	+6.44	+8.09	+5.96
Qwen-VL (7B)															
CoT	16.76	27.33	33.01	25.46	38.69	44.44	22.85	35.11	40.63	19.06	30.90	<u>36.66</u>	26.83	37.39	41.83
Few-shot	19.60	29.59	33.67	27.67	39.57	44.33	<u>26.46</u>	38.79	44.67	19.38	30.96	35.73	28.69	40.44	45.19
Self-consistency	15.86	24.99	28.67	26.13	37.23	41.67	25.06	36.53	41.33	15.26	21.61	24.74	19.93	28.28	33.16
HumorousAI	18.26	27.53	30.67	<u>27.67</u>	38.90	43.33	25.40	37.00	41.33	11.80	16.83	18.99	16.56	25.56	29.16
LoL	15.12	23.84	28.17	19.86	32.61	38.14	21.37	34.29	40.54	17.58	28.53	31.50	24.94	38.24	44.13
Phunny	5.92	9.25	11.11	6.18	10.37	14.81	2.96	8.89	14.81	4.44	13.33	22.22	10.55	20.55	30.56
CLoT	<u>21.67</u>	<u>36.67</u>	<u>43.33</u>	27.33	<u>43.83</u>	<u>48.33</u>	23.00	29.33	<u>46.67</u>	8.00	21.10	26.67	18.66	33.33	41.67
Ours	24.06	41.75	49.59	33.65	53.57	62.19	32.92	50.52	58.53	22.74	36.18	41.58	29.62	42.37	47.42
Improv.	+11.0	+13.8	+14.4	+23.4	+22.2	+28.7	+24.4	+30.2	+25.4	+17.3	+16.8	+13.4	+3.24	+4.77	+4.93
LLaVA-1.5 (7B)															
CoT	1.11	1.11	1.11	1.55	2.89	3.33	1.78	2.22	2.22	1.08	3.66	5.56	7.22	11.66	13.89
Few-shot	8.44	<u>10.89</u>	12.22	<u>20.44</u>	<u>23.33</u>	24.44	16.44	18.67	18.89	<u>14.00</u>	16.00	16.67	20.67	25.26	27.50
Self-consistency	5.78	6.22	6.67	7.11	8.44	8.89	8.00	9.44	10.00	1.37	3.99	6.67	7.99	10.67	13.33
HumorousAI	4.00	10.00	<u>13.33</u>	9.33	14.67	20.00	<u>18.67</u>	<u>20.00</u>	21.73	11.11	<u>17.78</u>	22.22	22.78	<u>28.33</u>	<u>30.55</u>
LoL	1.33	4.09	6.67	14.67	17.33	22.25	12.00	17.33	20.00	1.90	5.71	9.52	15.24	24.76	28.57
Phunny	3.89	10.00	13.33	15.67	22.67	<u>24.67</u>	13.33	18.67	<u>22.13</u>	4.17	13.33	<u>22.36</u>	10.55	20.57	27.01
CLoT	6.40	8.00	8.00	1.8	2.40	4.00	16.00	19.60	20.00	13.33	16.11	16.67	<u>24.44</u>	27.78	28.98
Ours	10.22	15.22	19.56	22.89	27.67	31.11	20.67	24.44	27.67	19.33	23.17	25.00	30.16	34.33	35.83
Improv.	+21.0	+39.7	+46.7	+11.9	+18.6	+26.1	+10.7	+22.2	+22.5	+38.0	+30.3	+11.8	+23.4	+21.1	+17.2

caption generation, all base LLMs use the temperature of 1 to ensure the creative generation of funny captions, leaving all other parameters at their default values. For the humor evaluator, GPT-5 and other humor evaluators use the temperature of 0 to guarantee the stability and reproducibility of evaluation results. Additionally, we fine-tune the Humor-tuned LLaMa3 on ranked caption pairs split 8:1:1 into training, validation, and test sets. Some hyperparameters are analyzed in Section 3.3 and Appendix B.4. More ablation studies and detailed prompt design are provided in Appendix B and G, respectively. All experiments are conducted on 2 NVIDIA RTX 4090 (16 GB) GPUs.

3.1 RELIABILITY OF HUMOR EVALUATOR

To measure the reliability of different evaluators, as reported in Table 2, we compare their ranking accuracy in judging human-written caption pairs, which are randomly selected across 200 different contests. Our assessment involves five evaluators: two open-source LLMs with sum token logits and rewards (i.e., LLaMa 3-8B and Humor-tuned LLaMa 3-8B), as well as three advanced closed-source LLMs (i.e., Qwen-Turbo, GPT-4.1, and GPT-5). The results indicate that GPT-5 demonstrates superior performance as a humor evaluator. Although Humor-tuned LLaMa 3 shows noticeable improvements, its effectiveness still remains limited. Therefore, we adopt GPT-5 as our primary humor evaluation model. We provide the detailed humor fine-tuning in Appendix B.7.

Table 2: Ranking accuracy (%) of evaluators.

Evaluator	Humor in AI	Electronic sheep
LLaMa 3	53.5	52.0
Humor LLaMa3	60.0	58.0
Qwen-Turbo	55.5	54.0
GPT-4.1	68.5	67.0
GPT-5	73.5	70.0

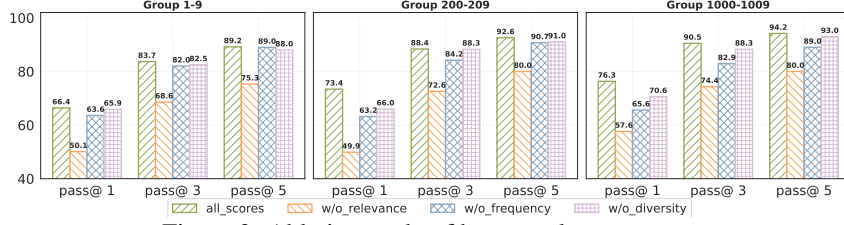


Figure 3: Ablation study of humor-relevance score.

Table 4: Ablation studies of HOMER modules with GPT-4o. Inclusion (✓) or exclusion (×).

Module	Image-Only	I+D	I+C	I+ \mathcal{T}_{im}	I+C+ \mathcal{T}_{im}	I+D+ \mathcal{T}_{im}	I+D+C	I+D+C+ \mathcal{T}_{im}
Image (I)	✓	✓	✓	✓	✓	✓	✓	✓
Situation Description (D)	×	✓	×	×	×	✓	✓	✓
Conflict Scripts (C)	×	×	✓	×	✓	×	✓	✓
Imagination Tree (\mathcal{T}_{im})	×	×	×	✓	✓	✓	×	✓
Generator	✓	✓	✓	✓	✓	✓	✓	✓

Method	Humor in AI									Electric sheep					
	#Top10			#200-209			#1000-1009			Better Group			Worse Group		
	@1	@3	@5	@1	@3	@5	@1	@3	@5	@1	@3	@5	@1	@3	@5
Image-Only	20.20	38.30	51.00	21.00	36.00	42.99	27.99	43.30	53.00	17.67	31.33	36.67	25.67	43.50	51.67
I+D	50.60	69.49	78.00	47.20	66.50	74.00	53.60	68.60	73.00	41.66	65.16	74.99	51.50	74.00	83.33
I+C	41.80	59.70	67.00	37.20	50.70	57.00	44.99	60.00	66.00	15.25	27.83	33.33	19.67	32.83	40.83
I+ \mathcal{T}_{im}	20.00	35.90	43.00	20.60	34.00	40.00	28.60	44.09	51.00	15.00	26.67	33.33	29.33	44.91	52.49
I+C+ \mathcal{T}_{im}	35.40	53.89	60.00	33.00	52.60	61.00	41.00	58.70	65.99	24.00	43.00	55.00	39.17	59.50	67.50
I+D+ \mathcal{T}_{im}	34.40	56.50	67.00	36.20	51.20	56.00	42.60	59.90	67.00	36.67	57.83	68.33	51.00	72.50	80.00
I+D+C	57.40	75.50	80.00	56.80	74.70	79.99	63.00	78.10	83.00	60.33	74.83	78.33	68.67	82.00	86.19
I+D+C+ \mathcal{T}_{im}	66.41	83.70	89.18	73.40	88.38	92.57	76.32	90.50	94.19	75.53	89.21	92.10	79.45	91.48	93.81

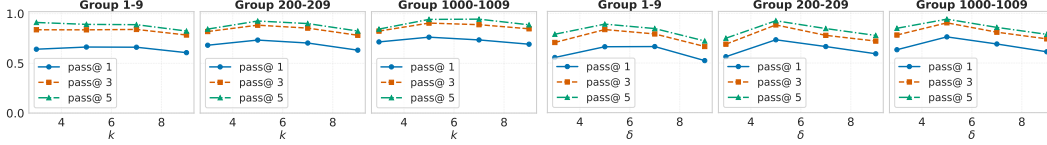
3.2 FUNNY CAPTION GENERATION

Table 3 demonstrates that our HOMER significantly outperforms seven state-of-the-art baselines on two real-world New York Cartoon Contest datasets, achieving average improvements of 8.62% on pass@1, 6.48% on pass@3, and 5.91% on pass@5 with GPT-4o. Unlike leading methods of multi-modal humor generation, such as HumorousAI and CLoT, which focus on reasoning chains, **HOMER’s core distinction is the explicit modeling of the funny caption generation step by step through a humor-theory-driven multi-role framework.** These improvements underscore three key insights: (1) Incorporating humor theory into the generation process provides explicit guidance to LLMs, resulting in captions that are not only more humorous but also more interpretable. In contrast to methods that rely on heuristic reasoning strategies, humor theory enables a systematic, step-by-step generation process, offering greater generation control and interpretability, enhancing the humor quality of the generated captions. (2) Imagination plays a critical role in humor generation. Since humor creation is inherently creative, solely relying on the LLMs’ intrinsic imagination may lead to repetitive and limited outputs. By introducing multiple perspectives and diverse imagination patterns, LLMs can generate funnier and more original captions. (3) A multi-role framework facilitates the complex and challenging task of multimodal humor generation by breaking it down into several more precise and refined steps, thereby enhancing the quality of humorous captions.

3.3 ABLATION STUDIES

Ablation on Three Key Modules. We first exhaust all ablation choices in three humor-theory-driven modules to generate humorous captions in Table 4. Results in Table 4 show that (1) removing any single module consistently degrades performance, verifying the necessity of D, C, \mathcal{T}_{im} in the multi-modal caption generation. The largest performance drop, seen in I+D+ \mathcal{T}_{im} , highlights the significance of conflict script C as a basis of caption generation. (2) Both conflict scripts and situation descriptions are critical for deriving imagination trees. Compared to I+ \mathcal{T}_{im} , both I+C+ \mathcal{T}_{im} and I+D+ \mathcal{T}_{im} contribute to significant improvements. (3) Inadequate guidance of imagination leads to performance drops, which may lead to irrelevant and nonsensical caption generation. Compared with the image-only variant, I+ \mathcal{T}_{im} leads to performance drops.

Ablation on humor-relevance score $H(\cdot)$. We ablate the calculation of relevance-opposition, frequency, and diversity scores in $H(\cdot)$ in Figure 3. The *w/o relevance* variant (removing relevance score calculation) consistently results in a significant performance drop, validating the necessity and

Figure 4: k hyperparameter.

effectiveness of modeling semantic relevance and conceptual opposition. The *w/o frequency* and *w/o diversity* variants also show a great drop, indicating that they are useful for exploring imagination.

Robustness of hyperparameters. We conduct an ablation study on the only two hyperparameters in our method: the number of retrieved jokes k and the number of humor-relevant entities δ , both of which are varied across [3, 5, 7, 9]. The results, as shown in Figures 4 and 5, indicate that our method remains stable across the entire range of values tested, showing strong robustness. We provide the detailed analysis in Appendix B.4.

Generalization across visual domains. To assess the generalization ability of our HOMER, we evaluate HOMER on a public ImgFlip meme (Hwang & Schwartz, 2023), which contains a diverse range of images, including realistic, comic, cartoon, and synthetic images. We evaluate the generated meme captions against the ground truth meme captions. Table 5 shows that HOMER consistently outperforms strong competitors by approximately 5.4% on average, validating the effectiveness and powerful generalization ability of our HOMER across different visual domains. More results are in Appendix Table 9.

Figure 5: δ hyperparameter.

Table 5: Results on Meme data(%).

Method	pass@1	pass@3
CoT	74.33	86.12
Few-Shot	66.67	81.67
Self-consistency	70.00	90.83
HumorousAI	75.00	80.00
LoL	71.67	81.12
Phunny	21.67	31.67
CLoT	76.67	88.33
HOMER	83.33	96.67

3.4 CASE STUDY

We show two cases in Figure 6, showing the explicit intermediate results of caption generation. For **Case 1**, the extractor records the core opposition, *normal coffee cups vs. gigantic cups*. The hierarchical imagination then expands a traceable imagination path from the chosen target *coffee cups* to *milk*→*cream*→*cow*, supported by retrieval. Finally, the GTVH-guided generator generates *HR says we can expense a cow now*. This caption suggests that employees, drinking large quantities of coffee, humorously claim HR allows them to expense a whole cow for milk. The exaggeration aligns with both the image and the office culture. For **Case 2**, the core script opposition is *communication from a typical colleague vs. through a mini-dummy* as the fundamental joke logic. The hierarchical imagination derives smaller man→puppet→working imagination chain of humor target *Smaller man*. Finally, the GTVH-guided generator generates the funny caption *Is it Bring Your Inner Critic to Work Day already?* that fuses idiom subversion with personification to resolve the visual incongruity in a fresh way. For **Case 3**, which is a normal image but with incongruity, the core script opposition is the dangerous high-altitude work vs. the casual pizza delivery, forming the basis of the joke. The hierarchical imagination derives two imagination chains: great height→upper and pizza→crust. Then, the generator derives the funny caption *Now that's what we call 'upper crust' delivery!*. This caption cleverly plays on the idiom “upper crust,” connecting the visual context of a pizza being delivered at a great height to the phrase’s meaning of high quality or elite status.

	Case 1. HOMER Chosen Conflicting scripts: Normal coffee cups vs. Gigantic cups Chosen Target: Coffee cups Chosen imagination path: [Coffee cups, milk, cream, cow] Generated Caption: HR says we can expense a cow now.	CLoT When the team meeting runs on caffeine and ambition... mostly caffeine. LoL When the boss said it was a "roundtable," nobody expected it to be a tea party with giant mugs! HumorousAI When the team said it was a "power meeting," nobody expected this much tea!
	Case 2. HOMER Chosen Conflicting scripts: Typical colleague vs. Mini-dummy Chosen Target: Smaller man Chosen imagination path: [Smaller man, puppet, working] Generated Caption: Is it Bring Your Inner Critic to Work Day already?	CLoT When the boss says, "Bring your ideas to life," but you take it a little too literally. LoL Let me guess—next quarter, the tiny guy gets his own intern? HumorousAI Listen, Jerry, he's just better at delivering bad news than you are.
	Case 3. HOMER Chosen Conflicting scripts: Dangerous high-altitude work vs. Casual pizza delivery Chosen Target: Pizza delivery Chosen imagination path: [Pizza, crust] [Great height, upper] Generated Caption: Now that's what we call 'upper crust' delivery!	CLoT When you say extra high delivery, we take it literally. LoL Delivery anywhere?! Don't sweat it. HumorousAI We said extra high delivery, not extra high risk.

Figure 6: Case Study.

3.5 HUMAN EVALUATION

We conduct a human evaluation in which 20 raters scored seven captions corresponding to seven methods on a five-point funniness rating rule (1: not funny, 2: slightly funny, 3: moderately funny, 4: funny, 5: very funny), following standard caption evaluation practice (Kasai et al., 2022; Levinboim et al., 2021). There are a total of 5600 rating scores for evaluation. Table 6 reports the mean ratings (\pm std) for seven representative methods. Our method achieves the highest mean score (> 3.0 on the five-point funniness scale), indicating that human raters generally judged its captions to be over moderately funny. Inter-rater agreement is relatively substantial, with Cohen’s kappa $\kappa = 0.49$, following agreement measurements in human studies (Hallgren, 2012). Humor is inherently subjective, as individuals differ in their interpretations of humor as well as in their understanding of images. Therefore, $\kappa = 0.49$ reflects an acceptable level of agreement among annotators, given the expected subjectivity in humor evaluation tasks. Detailed human evaluation can be found in Appendix B.8.

Table 6: Mean human ratings with std (\pm).

Method	Humor in AI	Electronic sheep
CoT	2.47 ± 0.67	2.20 ± 0.78
Few-shot	2.96 ± 0.70	2.56 ± 1.00
Self-consistency	2.66 ± 0.59	2.25 ± 0.56
CLoT	2.95 ± 0.77	2.53 ± 0.73
HumorousAI	3.01 ± 0.73	2.24 ± 0.81
LoL	3.16 ± 0.84	2.40 ± 0.82
Ours	3.54 ± 0.59	3.31 ± 0.85

3.6 HARMFUL DETECTION

We evaluate harmful content in HOMER’s generated captions using Detoxify (Hanu & Unitary team, 2020), a widely used toxicity detector, across seven dimensions: toxicity, severe toxicity, obscene, identity attack, insult, threat, and sexual explicit, as shown in Figure 7. On *Humor in AI*, average scores of the dataset in seven dimensions are very low, summing to 0.023 (< 0.03). On *Electronic Sheep*, the sum of toxicity is 0.015 (< 0.02). These consistently low scores indicate negligible harmful content, suggesting that our HOMER generates captions that largely avoid abusive, threatening, or sexually explicit language. More harmful detection results are in Appendix B.11.

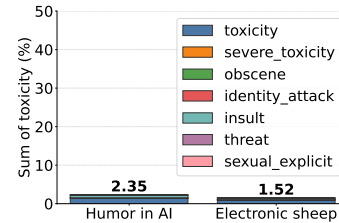


Figure 7: Harmful detection.

4 RELATED WORK

Humor creativity in LLMs. With the emergence of LLMs, exploring the linguistic capability of LLMs on human-challenging linguistic phenomena (Shang & Huang, 2025; Sun et al., 2025), such as multi-modal humor generation, has attracted rapidly growing interest from researchers (Horvitz et al., 2024; Cocchieri et al., 2025; Baluja, 2025; Wang et al., 2025; Attardo, 2024; Horvitz et al., 2024). Benchmark evaluations show that prominent models (e.g., GPT-4 variants) can detect surface humor cues yet struggle with originality and comedic quality (Zhang et al., 2024; Wu et al., 2025). To improve the humor generation ability of LLMs, prior methods typically rely on generic prompting (Zhang et al., 2024; Chen et al., 2024), multi-hop reasoning for self-improvement (Zhong et al., 2024), or task-specific tuning (Wang et al., 2025) to better steer model outputs towards funnier captions. However, they still suffer limitations of interpretability and creativity. Therefore, we propose a humor generation mechanism driven by humor theory and augmented by a hierarchical creative imagination process. Classical related works can be found in Appendix F.

5 CONCLUSIONS

In this paper, we propose a HOMER humor generation framework to address the limitations of interpretability and creativity in prior approaches. Anchored in the famous theory GTVH, HOMER employs three coordinated roles: a conflict-script extractor that identifies detailed situation descriptions and script oppositions, a hierarchical imaginater that stimulates imaginative associations with retrieval, and a caption generator that generates funny captions using the obtained knowledge resources. This modular design shows explicit control over humor logic and materials, enabling targeted editing and more original creativity. Extensive experiments demonstrate consistent improvements over seven state-of-the-art baselines for multimodal humor captioning.

REFERENCES

- Jean-Baptiste Alayrac, Jeff Donahue, Pauline Luc, Antoine Miech, Iain Barr, Yana Hasson, Karel Lenc, Arthur Mensch, Katherine Millican, Malcolm Reynolds, et al. Flamingo: a visual language model for few-shot learning. *Advances in neural information processing systems*, 35:23716–23736, 2022.
- Miriam Amin and Manuel Burghardt. A survey on approaches to computational humor generation. In *Proceedings of the 4th Joint SIGHUM Workshop on Computational Linguistics for Cultural Heritage, Social Sciences, Humanities and Literature*, pp. 29–41, 2020.
- Issa Annamoradnejad and Gohar Zoghi. Colbert: Using bert sentence embedding for humor detection. *arXiv preprint arXiv:2004.12765*, 1(3), 2020.
- Salvatore Attardo. Translation and humour: an approach based on the general theory of verbal humour (gtvh). In *Translating Humour*, pp. 173–194. Routledge, 2016.
- Salvatore Attardo. *Linguistic theories of humor*, volume 1. Walter de Gruyter GmbH & Co KG, 2024.
- Salvatore Attardo and Victor Raskin. Script theory revis (it) ed: Joke similarity and joke representation model. *Humor: International Journal of Humor Research*, 1991.
- Ashwin Baluja. Text is not all you need: Multimodal prompting helps llms understand humor. In *Proceedings of the 1st Workshop on Computational Humor (CHum)*, pp. 9–17, 2025.
- Kim Binsted, Anton Nijholt, Oliviero Stock, Carlo Strapparava, Graeme Ritchie, Ruli Manurung, Helen Pain, Annalu Waller, and Dave O’Mara. Computational humor. *IEEE intelligent systems*, 21(2):59–69, 2006.
- Andrew Cattle and Xiaojuan Ma. Recognizing humour using word associations and humour anchor extraction. In *Proceedings of the 27th International Conference on Computational Linguistics, COLING 2018, Santa Fe, New Mexico, USA, August 20-26, 2018*, pp. 1849–1858, 2018. URL <https://aclanthology.org/C18-1157/>.
- Dushyant Singh Chauhan, Gopendra Vikram Singh, Navonil Majumder, Amir Zadeh, Asif Ekbal, Pushpak Bhattacharyya, Louis-philippe Morency, and Soujanya Poria. M2h2: A multimodal multiparty hindi dataset for humor recognition in conversations. In *Proceedings of the 2021 international conference on multimodal interaction*, pp. 773–777, 2021.
- Mark Chen, Jerry Tworek, Heewoo Jun, Qiming Yuan, Henrique Ponde De Oliveira Pinto, Jared Kaplan, Harri Edwards, Yuri Burda, Nicholas Joseph, Greg Brockman, et al. Evaluating large language models trained on code. *arXiv preprint arXiv:2107.03374*, 2021.
- Yang Chen, Chong Yang, Tu Hu, Xinhao Chen, Man Lan, Li Cai, Xinlin Zhuang, Xuan Lin, Xin Lu, and Aimin Zhou. Are u a joke master? pun generation via multi-stage curriculum learning towards a humor llm. In *Findings of the Association for Computational Linguistics ACL 2024*, pp. 878–890, 2024.
- Lukas Christ, Shahin Amiriparian, Alice Baird, Panagiotis Tzirakis, Alexander Kathan, Niklas Müller, Lukas Stappen, Eva-Maria Meßner, Andreas König, Alan Cowen, et al. The muse 2022 multimodal sentiment analysis challenge: humor, emotional reactions, and stress. In *Proceedings of the 3rd International on Multimodal Sentiment Analysis Workshop and Challenge*, pp. 5–14, 2022.
- Alessio Cocchieri, Luca Ragazzi, Paolo Italiani, Giuseppe Tagliavini, and Gianluca Moro. “what do you call a dog that is incontrovertibly true? dogma”: Testing llm generalization through humor. In *Proceedings of the 63rd Annual Meeting of the Association for Computational Linguistics (Volume 1: Long Papers)*, pp. 22922–22937, 2025.
- Tomas Engelthaler and Thomas T Hills. Humor norms for 4,997 english words. *Behavior research methods*, 50(3):1116–1124, 2018.

- Drew Gorenz and Norbert Schwarz. How funny is chatgpt? a comparison of human-and ai-produced jokes. *Plos one*, 19(7):e0305364, 2024.
- Kevin A Hallgren. Computing inter-rater reliability for observational data: an overview and tutorial. *Tutorials in quantitative methods for psychology*, 8(1):23, 2012.
- Laura Hanu and Unitary team. Detoxify. Github. <https://github.com/unitaryai/detoxify>, 2020.
- Md Kamrul Hasan, Wasifur Rahman, AmirAli Bagher Zadeh, Jianyuan Zhong, Md Iftekhar Tanveer, Louis-Philippe Morency, and Mohammed Ehsan Hoque. Ur-funny: A multimodal language dataset for understanding humor. In *Proceedings of the 2019 Conference on Empirical Methods in Natural Language Processing and the 9th International Joint Conference on Natural Language Processing (EMNLP-IJCNLP)*, pp. 2046–2056, 2019.
- Jack Hessel, Ana Marasović, Jena D Hwang, Lillian Lee, Jeff Da, Rowan Zellers, Robert Mankoff, and Yejin Choi. Do androids laugh at electric sheep? humor “understanding” benchmarks from the new yorker caption contest. In *Proceedings of the 61st Annual Meeting of the Association for Computational Linguistics (Volume 1: Long Papers)*, pp. 688–714, 2023.
- Zachary Horvitz, Jingru Chen, Rahul Aditya, Harshvardhan Srivastava, Robert West, Zhou Yu, and Kathleen Mckeown. Getting serious about humor: Crafting humor datasets with unfunny large language models. In *Proceedings of the 62nd Annual Meeting of the Association for Computational Linguistics (Volume 2: Short Papers)*, pp. 855–869, 2024.
- Eunjeong Hwang and Vered Shwartz. Memecap: A dataset for captioning and interpreting memes. In *Proceedings of the 2023 Conference on Empirical Methods in Natural Language Processing*, pp. 1433–1445, 2023.
- Marcio Lima Inácio, Gabriela Wick-Pedro, and Hugo Gonçalo Oliveira. What do humor classifiers learn? an attempt to explain humor recognition models. In *Proceedings of the 7th Joint SIGHUM Workshop on Computational Linguistics for Cultural Heritage, Social Sciences, Humanities and Literature*, pp. 88–98, 2023.
- Sophie Jentzsch and Kristian Kersting. Chatgpt is fun, but it is not funny! humor is still challenging large language models. In *Proceedings of the 13th Workshop on Computational Approaches to Subjectivity, Sentiment, & Social Media Analysis*, pp. 325–340, 2023.
- Jungo Kasai, Keisuke Sakaguchi, Lavinia Dunagan, Jacob Morrison, Ronan Le Bras, Yejin Choi, and Noah A Smith. Transparent human evaluation for image captioning. In *Proceedings of the 2022 Conference of the North American Chapter of the Association for Computational Linguistics: Human Language Technologies*, pp. 3464–3478, 2022.
- Yoon Kim. Convolutional neural networks for sentence classification. In *Proceedings of the 2014 Conference on Empirical Methods in Natural Language Processing (EMNLP)*, pp. 1746–1751, 2014.
- Tomer Levinboim, Ashish V Thapliyal, Piyush Sharma, and Radu Soricut. Quality estimation for image captions based on large-scale human evaluations. In *Proceedings of the 2021 Conference of the North American Chapter of the Association for Computational Linguistics: Human Language Technologies*, pp. 3157–3166, 2021.
- Junnan Liu, Hongwei Liu, Linchen Xiao, Ziyi Wang, Kuikun Liu, Songyang Gao, Wenwei Zhang, Songyang Zhang, and Kai Chen. Are your llms capable of stable reasoning? *arXiv preprint arXiv:2412.13147*, 2024.
- Lizhen Liu, Donghai Zhang, and Wei Song. Exploiting syntactic structures for humor recognition. In *Proceedings of the 27th International Conference on Computational Linguistics, COLING 2018, Santa Fe, New Mexico, USA, August 20-26, 2018*, pp. 1875–1883, 2018a. URL <https://aclanthology.org/C18-1159/>.
- Lizhen Liu, Donghai Zhang, and Wei Song. Modeling sentiment association in discourse for humor recognition. In *Proceedings of the 56th Annual Meeting of the Association for Computational Linguistics (Volume 2: Short Papers)*, pp. 586–591, 2018b. URL <https://aclanthology.org/P18-2093>.

- Julie-Anne Meaney, Steven Wilson, Luis Chiruzzo, Adam Lopez, and Walid Magdy. Semeval 2021 task 7: Hahackathon, detecting and rating humor and offense. In *Proceedings of the 15th International Workshop on Semantic Evaluation (SemEval-2021)*, pp. 105–119, 2021.
- George A Miller. Wordnet: a lexical database for english. *Communications of the ACM*, 38(11): 39–41, 1995.
- Piotr Mirowski, Juliette Love, Kory Mathewson, and Shakir Mohamed. A robot walks into a bar: Can language models serve as creativity supporttools for comedy? an evaluation of llms’ humour alignment with comedians. In *Proceedings of the 2024 ACM Conference on Fairness, Accountability, and Transparency*, pp. 1622–1636, 2024.
- Mahmoud Mohammadi, Yipeng Li, Jane Lo, and Wendy Yip. Evaluation and benchmarking of llm agents: A survey. In *Proceedings of the 31st ACM SIGKDD Conference on Knowledge Discovery and Data Mining V. 2*, pp. 6129–6139, 2025.
- Elliott Oring. *Joking asides: the theory, analysis, and aesthetics of humor*. University Press of Colorado, 2016.
- Badri N Patro, Mayank Lunayach, Deepankar Srivastava, Hunar Singh, Vinay P Namboodiri, et al. Multimodal humor dataset: Predicting laughter tracks for sitcoms. In *Proceedings of the IEEE/CVF winter conference on applications of computer vision*, pp. 576–585, 2021.
- Siddhesh Pawar, Junyeong Park, Jiho Jin, Arnav Arora, Junho Myung, Srishti Yadav, Faiz Ghifari Haznitrama, Inhwa Song, Alice Oh, and Isabelle Augenstein. Survey of cultural awareness in language models: Text and beyond. *Computational Linguistics*, pp. 1–96, 2025.
- Willibald Ruch, Salvatore Attardo, and Victor Raskin. Toward an empirical verification of the general theory of verbal humor. *Humor: International Journal of Humor Research*, 1993.
- Wenbo Shang and Xin Huang. A survey of large language models on generative graph analytics: Query, learning, and applications. *IEEE Transactions on Knowledge and Data Engineering*, 37(12):6799–6819, 2025. doi: 10.1109/TKDE.2025.3609877.
- Wenbo Shang, Jing Wei, Runhui Song, Yan Xu, and Binyang Li. Conversational humor identification based on adversarial learning on chinese sitcoms. In *International Conference on Cognitive Computing*, pp. 24–34. Springer, 2021.
- Wenbo Shang, Jiangjiang Zhao, Zezhong Wang, Binyang Li, Fangchun Yang, and Kam-fai Wong. “i know who you are”: Character-based features for conversational humor recognition in chinese. In *Findings of the Association for Computational Linguistics: EMNLP 2022*, pp. 2927–2932, 2022.
- Yuxi Sun, Wei Gao, Hongzhan Lin, Jing Ma, and Wenxuan Zhang. Explainable ethical assessment on human behaviors by generating conflicting social norms. In Kentaro Inui, Sakriani Sakti, Haofen Wang, Derek F. Wong, Pushpak Bhattacharyya, Biplab Banerjee, Asif Ekbal, Tanmoy Chakraborty, and Dharendra Pratap Singh (eds.), *Proceedings of the 14th International Joint Conference on Natural Language Processing and the 4th Conference of the Asia-Pacific Chapter of the Association for Computational Linguistics*, pp. 166–184, Mumbai, India, December 2025. The Asian Federation of Natural Language Processing and The Association for Computational Linguistics. ISBN 979-8-89176-298-5. URL <https://aclanthology.org/2025.ijcnlp-long.11/>.
- Dmitry Vikhorev, Daria Galimzianova, Svetlana Gorovaia, Elizaveta Zhemchuzhina, and Ivan P Yamshchikov. Cleancomedy: Creating friendly humor through generative techniques. *arXiv preprint arXiv:2412.09203*, 2024.
- Han Wang, Yilin Zhao, Dian Li, Xiaohan Wang, Xuguang Lan, Hui Wang, et al. Innovative thinking, infinite humor: Humor research of large language models through structured thought leaps. In *The Thirteenth International Conference on Learning Representations*, 2025.
- Xuezhi Wang, Jason Wei, Dale Schuurmans, Quoc V Le, Ed H Chi, Sharan Narang, Aakanksha Chowdhery, and Denny Zhou. Self-consistency improves chain of thought reasoning in language models. In *The Eleventh International Conference on Learning Representations*, 2023.

- Jason Wei, Xuezhi Wang, Dale Schuurmans, Maarten Bosma, Fei Xia, Ed Chi, Quoc V Le, Denny Zhou, et al. Chain-of-thought prompting elicits reasoning in large language models. *Advances in neural information processing systems*, 35:24824–24837, 2022.
- Orion Weller and Kevin Seppi. Humor detection: A transformer gets the last laugh. In *Proceedings of the 2019 Conference on Empirical Methods in Natural Language Processing and the 9th International Joint Conference on Natural Language Processing (EMNLP-IJCNLP)*, pp. 3621–3625, 2019.
- Orion Weller and Kevin Seppi. The jokes dataset: a large scale humor collection. In *Proceedings of the Twelfth Language Resources and Evaluation Conference*, pp. 6136–6141, 2020.
- Orion Weller, Nancy Fulda, and Kevin Seppi. Can humor prediction datasets be used for humor generation? humorous headline generation via style transfer. In *Proceedings of the Second Workshop on Figurative Language Processing*, pp. 186–191, 2020.
- Zhikun Wu, Thomas Weber, and Florian Müller. One does not simply meme alone: Evaluating co-creativity between llms and humans in the generation of humor. In *Proceedings of the 30th International Conference on Intelligent User Interfaces*, pp. 1082–1092, 2025.
- Yubo Xie, Junze Li, and Pearl Pu. Uncertainty and surprisal jointly deliver the punchline: Exploiting incongruity-based features for humor recognition. In *Proceedings of the 59th Annual Meeting of the Association for Computational Linguistics and the 11th International Joint Conference on Natural Language Processing, ACL/IJCNLP 2021, (Volume 2: Short Papers), Virtual Event, August 1-6, 2021*, pp. 33–39, 2021. URL <https://doi.org/10.18653/v1/2021.acl-short.6>.
- Hiroaki Yamane, Yusuke Mori, and Tatsuya Harada. Humor meets morality: Joke generation based on moral judgement. *Information Processing & Management*, 58(3):102520, 2021.
- Diya Yang, Alon Lavie, Chris Dyer, and Eduard Hovy. Humor recognition and humor anchor extraction. In *Proceedings of the 2015 conference on empirical methods in natural language processing*, pp. 2367–2376, 2015.
- Longhui Yu, Weisen Jiang, Han Shi, Jincheng Yu, Zhengying Liu, Yu Zhang, James T Kwok, Zhenguo Li, Adrian Weller, and Weiyang Liu. Metamath: Bootstrap your own mathematical questions for large language models. In *ICLR*, 2024.
- Nima Zargham, Vito Avanesi, Leon Reicherts, Ava Elizabeth Scott, Yvonne Rogers, and Rainer Malaka. “funny how?” a serious look at humor in conversational agents. In *Proceedings of the 5th International Conference on Conversational User Interfaces*, pp. 1–7, 2023.
- Chaoyun Zhang, Shilin He, Jiaxu Qian, Bowen Li, Liqun Li, Si Qin, Yu Kang, Minghua Ma, Guyue Liu, Qingwei Lin, et al. Large language model-brained gui agents: A survey. *TMLR*, 2025.
- Jifan Zhang, Lalit Jain, Yang Guo, Jiayi Chen, Kuan Zhou, Siddharth Suresh, Andrew Wagenmaker, Scott Sievert, Timothy T Rogers, Kevin G Jamieson, et al. Humor in ai: Massive scale crowd-sourced preferences and benchmarks for cartoon captioning. *Advances in Neural Information Processing Systems*, 37:125264–125286, 2024.
- Shanshan Zhong, Zhongzhan Huang, Shanghua Gao, Wushao Wen, Liang Lin, Marinka Zitnik, and Pan Zhou. Let’s think outside the box: Exploring leap-of-thought in large language models with creative humor generation. In *Proceedings of the IEEE/CVF Conference on Computer Vision and Pattern Recognition*, pp. 13246–13257, 2024.
- Yichao Zhou, Jyun-Yu Jiang, Jieyu Zhao, Kai-Wei Chang, and Wei Wang. “the boating store had its best sail ever”: Pronunciation-attentive contextualized pun recognition. In *Proceedings of the 58th Annual Meeting of the Association for Computational Linguistics, ACL 2020, Online, July 5-10, 2020*, pp. 813–822, 2020. URL <https://doi.org/10.18653/v1/2020.acl-main.75>.

Yanyan Zou and Wei Lu. Joint detection and location of english puns. In *Proceedings of the 2019 Conference of the North American Chapter of the Association for Computational Linguistics: Human Language Technologies, NAACL-HLT 2019, Minneapolis, MN, USA, June 2-7, 2019, Volume 1 (Long and Short Papers)*, pp. 2117–2123, 2019. URL <https://doi.org/10.18653/v1/n19-1217>.

Algorithm 1 HOMER Framework.

Require: A cartoon image I , the number of top- k relevant jokes k , the threshold of retrieved entities rank δ .
Ensure: Generated funny cartoon captions $\text{Cap}(I)$.

- 1: **Phase I: Script Extraction:** $(\mathcal{C}, D) \leftarrow \text{Extract}(I)$; $\triangleright \mathcal{C}$: Script Oppositions, D : Situation Description
- 2: $D \leftarrow \text{Extract}(I)$;
- 3: Define script opposition $\Phi_{\text{scripts}}(\cdot)$ and design a prompt as $\Phi_{\text{scripts}}(I, D)$;
- 4: $\mathcal{C} \leftarrow \text{Extract}(\Phi_{\text{script}}(I, D))$;
- 5: **Phase II: Imagination:** $\mathcal{T}_{\text{im}} \leftarrow \text{Imagine}(I, \mathcal{C}, D)$;
- 6: **Choose candidate targets from local and global perspectives:**
- 7: $V = \{\text{loc}, \text{glob}\}$, $T_{\text{root}} = \emptyset$;
- 8: $O_{\text{loc}} \leftarrow D$, $O_{\text{glob}} \leftarrow I$; \triangleright Local: fine-grained situation description. Global: obvious scene entities
- 9: **for** $\forall v \in V$ **do**
- 10: $\text{Ent}(O_v, \mathcal{C}) = \{t_1, \dots, t_m\}$, $T_{\text{root}} \leftarrow T_{\text{root}} \cup \text{Ent}(O_v, \mathcal{C})$;
- 11: **Deep-pattern imagination forms backbone chains:**
- 12: **for** $\forall t_i \in T_{\text{root}}$ **do**
- 13: $T'_i \leftarrow \langle t_i \rangle$, $e_0^{(i)} \leftarrow t_i$; \triangleright Initialize chain by t_i
- 14: **for** $\forall \tau \in \{0, \dots, n-1\}$ **do** $\triangleright n$ is determined by LLMs
- 15: $e_{\tau+1}^{(i)} = f_{\text{chain}}(e_{\tau}^{(i)})$, $T'_i \leftarrow T'_i + \langle e_{\tau+1}^{(i)} \rangle$;
- 16: $\mathcal{T}' = \{T'_i | t_i \in T_{\text{root}}\}$;
- 17: $\mathcal{T} = \{T_i | t_i \in T_{\text{root}}\} \leftarrow f_{\text{merge}}(\mathcal{T}')$; \triangleright Align local and global entities across \mathcal{T}'
- 18: **Broad-pattern imagination through humor-based retrieval:**
- 19: **for** $\forall t_i \in T_{\text{root}}$, $\forall e_{\tau}^{(i)} \in T_i$ **do**
- 20: $\mathbf{z}_q = f_{\text{emb}}(D, \mathcal{C}, e_{\tau}^{(i)})$;
- 21: **for** $\forall j \in \mathcal{J}$ **do**
- 22: $\text{sim}(\mathbf{z}_q, \mathbf{z}_j) \leftarrow \frac{\mathbf{z}_q \cdot \mathbf{z}_j}{\|\mathbf{z}_q\| \|\mathbf{z}_j\|}$;
- 23: $J_{\text{topK}} = \underset{j \in \mathcal{J}}{\text{argtopk}}(\text{sim}(\mathbf{z}_j, \mathbf{z}_q))$;
- 24: **for** $j \in J_{\text{topK}}$ **do**
- 25: $\mathcal{E}_j \leftarrow \{\varepsilon_1, \varepsilon_2, \dots\}$ from j ; \triangleright Tokenize and lemmatize the joke j
- 26: **for** $\forall \varepsilon \in \mathcal{E}_j$ **do**
- 27: $\mathcal{H}_{\text{rel}}(e_{\tau}^{(i)}, \varepsilon) = \text{TSS}(s_{e_{\tau}}, s_{\varepsilon}) + f(\text{TSS}(s_{e_{\tau}}, s_{\varepsilon}))CO(s_{e_{\tau}}, s_{\varepsilon})$; \triangleright Relevance score
- 28: $\mathcal{H}_{\text{freq}}(\varepsilon) = \sqrt{\frac{\sum_{j \in J_{\text{topK}}} \text{count}(\varepsilon, \mathcal{E}_j)}{\sum_{j \in J_{\text{topK}}} |\mathcal{E}_j|} \frac{\sum_{j \in J_{\text{topK}}} \mathbf{1}[\varepsilon \in \mathcal{E}_j]}{|J_{\text{topK}}|}}$; \triangleright Frequency score
- 29: $\mathcal{H}_{\text{div}}(\varepsilon) = \frac{\sum_{p \in P} \mathbf{1}[N(\varepsilon) > 0]}{|P|}$; \triangleright Diversity score
- 30: $\mathcal{H}(e_{\tau}^{(i)}, \varepsilon) = \mathcal{H}_{\text{rel}}(e_{\tau}^{(i)}, \varepsilon) + \mathcal{H}_{\text{freq}}(\varepsilon) + \mathcal{H}_{\text{div}}(\varepsilon)$;
- 31: **Prune:** $\mathcal{E}_{\text{leaf}} \leftarrow \{\varepsilon | \text{rank}(\mathcal{H}(e_{\tau}^{(i)}, \varepsilon)) \leq \delta\}$;
- 32: $T_i \leftarrow T_i \cup \{(e_{\tau}^{(i)}, \varepsilon) | \varepsilon \in \mathcal{E}_{\text{leaf}}\}$, $\mathcal{T}_{\text{im}} \leftarrow \{T_i | t_i \in T_{\text{root}}\}$;
- 33: **Phase III: Generation:** $\text{Cap}(I) \leftarrow \text{Gen}(\mathcal{C}, D, \mathcal{T}_{\text{im}}, \Omega)$;
- 34: $\mathcal{C} \leftarrow \text{Sample}(\mathcal{C})$, $t_i \leftarrow \text{SelectTargets}(T_{\text{root}}, \mathcal{C})$; \triangleright Randomly select conflict scripts and relevant targets
- 35: $\mathcal{P}_i \leftarrow \text{Path}(T_i)$ by DFS, $T_i \in \mathcal{T}_{\text{im}}$; \triangleright Enumerate all paths from ancestor to leaf;
- 36: $P_i \leftarrow \text{SamplePath}(\mathcal{P}_i)$; \triangleright Randomly sample one imagination path
- 37: $\Phi(\mathcal{C}, D, P_i, \Omega)$; \triangleright Construct the GTVH-guided prompt.
- 38: $\text{Cap}(I) \leftarrow \text{Gen}(\Phi(\mathcal{C}, D, P_i, \Omega))$;
- 39: **return** $\text{Cap}(I)$;

A HOMER ALGORITHM.

We propose HOMER, a three-phase framework for humorous image captioning, summarized in Algorithm 1. Phase I (lines 1–4) extracts core conflicting scripts via an extractor. Phase II (lines 5–32) expands humorous imagination with a hierarchical imaginator by (i) initializing candidate humor targets from local and global views guided by the conflicting scripts (lines 5–10), (ii) performing deep-pattern imagination via LLM-driven associations to form free-association backbone chains (lines 11–17), and (iii) conducting humor-relevance retrieval to grow the chains into imagination trees (lines 18–32). Phase III (lines 33–39) employs a GTVH-guided generator to generate funny captions conditioned on five constructed knowledge resources.

B EXPERIMENTS

B.1 DATASETS

Humor Retrieval Database Construction. In particular, we collect and reorganize 11 humor benchmarking datasets as our humor retrieval dataset, which are from Pun of a Day (Yang et al., 2015), Short Jokes (Annamoradnejad & Zoghi, 2020), Reddit Jokes (Weller & Seppi, 2019), rJoke (Weller & Seppi, 2020), SemEval 2021 Task 7 (Meaney et al., 2021), TED Laughter (Kim, 2014), HumorNorm (Engelthaler & Hills, 2018), CleanComedy (Vikhorev et al., 2024), ShortJokes¹, CrowdTruth² and Dad Jokes³.

Multi-stage data curation. We construct our humor retrieval database through a multi-stage data curation process. First, we collect several publicly available humor-related datasets. Next, as an initial filtering step, we employ humor rating information provided within the datasets to eliminate entries rated as not funny; specifically, all jokes with a humor rating lower than 3 are discarded. Subsequently, we perform data cleaning to remove noise and ensure quality. To further refine the corpus, we eliminate duplicate jokes as well as jokes that exhibit excessive textual similarity. In particular, for any pair of jokes sharing more than 80% of their English words, we retain only the longer version. After completing these operations, our finalized humor retrieval database comprises a total of 335,570 jokes.

Comparison of joke database and our test dataset. The joke database consists primarily of one-liner text jokes, explicitly excluding cartoons or image captions, whereas the test set comprises original, publicly submitted captions from the New Yorker Caption Contest. The database is used exclusively for text-only humor tasks (humor detection, rating, and joke generation), while the test set is reserved for multimodal humor tasks, specifically funny caption generation, ensuring a clear separation of modalities and application contexts. A summary of formats, sources, and task usage is provided in Table 7.

License and curation policy: All datasets used are publicly available and we follow a strict curation protocol to prevent cross-modal leakage: (i) we exclude any datasets that are multimodal or have been used for multimodal applications; (ii) the corpus is restricted to text-only humor, focusing on short, one-liner jokes with simple structure; and (iii) we will remove items that are near-duplicates or overly similar to content in our multimodal captioning evaluation, minimizing any risk of overlap.

Table 7: Overview of humor-related corpora

Corpus	Data Format	Source(s)	Intended Use
Short Jokes	One-liner jokes	Various joke websites	Text-only humor
Reddit Jokes	One-liner jokes	Reddit (r/Jokes)	Text-only humor
Pun of the Day	One-liner jokes	Pun of the Day website	Text-only humor
rJoke	One-liner jokes	Reddit (r/Jokes)	Text-only humor
SemEval 2021 Task 7	One-liner jokes	SemEval 2021 Task 7	Text-only humor
TED Laughter	Speech	TED Talks	Text-only humor
HumorNorm	Words	English lexical resources	Text-only humor
CleanComedy	One-liner jokes	Reddit, Twitter, other platforms	Text-only humor
CrowdTruth	One-liner jokes	Various joke websites	Text-only humor
Dad Jokes	One-liner jokes	Grin, Dad Joke It	Text-only humor
Our Test Dataset	Cartoons with captions	New Yorker Caption Contest	Multimodal humor

Data distribution of tested datasets. Our method generalizes beyond images with overt anomalies, effectively handling a diverse range of humor sources, including unexpected logic, contextual incongruity, personification, and role reversals. Its foundation is *script opposition*, a central concept in the General Theory of Verbal Humor (GTVH) and related accounts, where humor emerges from

¹<https://github.com/amoudgl/short-jokes-dataset>

²<https://github.com/CrowdTruth/Short-Text-Corpus-For-Humor-Detection>

³<https://www.kaggle.com/datasets/usamabuttar/dad-jokes>

surprising conflicts between competing scripts. We statistic different types of script opposition in the dataset across the following dimensions:

- Abnormalities: visual elements that deviate from everyday norms.
- Unexpected logic: reasoning or outcomes that defy conventional expectations (e.g., role reversals).
- Contextual incongruity: entities, actions, or relations that are inconsistent with their context.
- Exaggeration: phenomena or behaviors presented in an extreme form.
- Ambiguity: multiple plausible interpretations that invite playful confusion.
- Personification: nonhuman entities endowed with human traits, intentions, or roles.

Table 8: Data distribution in the Humor in AI dataset

Humor Basis	Occurrences	Percentage
Abnormalities	122	34%
Unexpected Logic	70	19%
Contextual Incongruity	67	18%
Exaggeration	51	14%
Ambiguity	55	15%
Total	365	100%

B.2 COMPETITORS

Recent advances in multimodal and language-based humor generation have led to the development of several benchmark methods. **HumorousAI**(Zhang et al., 2024) and **CLoT**(Zhong et al., 2024) represent state-of-the-art approaches for multimodal humor generation, typically leveraging advanced reasoning strategies to create contextually appropriate and funny captions. In contrast, **LoL**(Wang et al., 2025) addresses dialogue-based humor generation through a specialized fine-tuning framework tailored to conversational contexts. Additionally, **Phunny**(Chen et al., 2024) focuses on the generation of puns, specifically targeting linguistic wordplay and double meanings.

B.3 METRICS

Unbiased Pass@ k Calculation. To evaluate the performance of our method, we employ the unbiased pass@ k metric (Chen et al., 2021), which estimates the probability that at least one of k randomly selected captions is funnier than the human-written caption. For a given image, we sample n candidate captions from the model, and let c denote the number of captions that are funnier than the ground truth human caption among them. The unbiased pass@ k for this task is computed as $1 - \frac{\binom{n-c}{k}}{\binom{n}{k}}$, where $\binom{n}{k}$ denotes the binomial coefficient. This formula corrects for the bias that may arise when multiple winner captions exist among the samples. Averaging over all N images in the dataset, the overall unbiased pass@ k metric is calculated as

$$\text{pass@k} = \frac{1}{N} \sum_{i=1}^N \left[1 - \frac{\binom{n_i - c_i}{k}}{\binom{n_i}{k}} \right], \quad (8)$$

where n_i is the total number of generated captions for the i -th image. We set $n_i = 5$ in our experiments, and c_i is the number of captions in k sampled captions judged to be funnier than the corresponding human caption by the evaluator. This unbiased estimation provides a reliable measure of the model’s win rate given multiple sampling trials.

B.4 HYPERPARAMETER ANALYSIS

Analysis of k and δ in the joke database retrieval. Optimal performance is observed when k is set to 3, 5, or 7 and when δ is set to 5 or 7, suggesting that retrieving too few humor instances results in

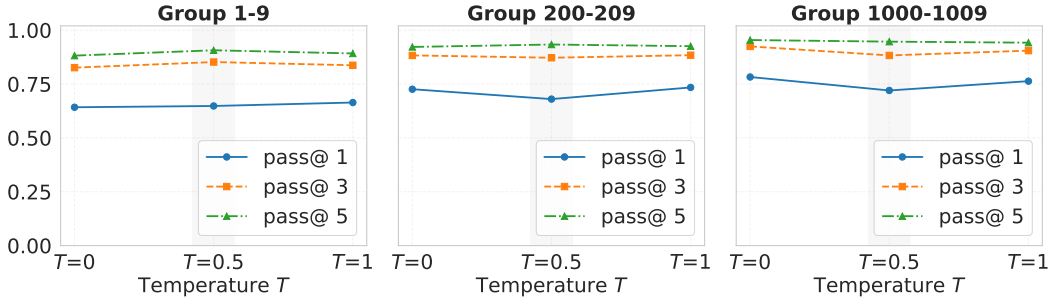


Figure 8: Robustness of the LLM temperature.

Table 9: Performance comparison on Meme dataset with pass@k metrics

Method	pass@1	pass@3	pass@5
CoT	74.33	86.12	95.83
Few-Shot	66.67	81.67	91.67
Self-consistency	70.00	90.83	91.67
HumorousAI	75.00	80.00	83.33
LoL	71.67	81.12	97.54
Phunny	21.67	31.67	33.33
CLoT	76.67	88.33	91.67
HOMER	83.33	96.67	98.86

an insufficient imagination space, whereas retrieving too many introduces noise, such as unrelated entities, which can degrade performance. Therefore, we select $k = 5$ and $\delta = 5$ in our method to strike a balance between maintaining high performance and minimizing the noisy inducing.

Robustness to Temperature Variation. We evaluate the stability of our method under different sampling temperatures of the LLM by varying the temperature parameter across the values 0, 0.5, and 1, as shown in Figure 8. Experimental results demonstrate that our approach achieves consistently strong performance across all tested temperature settings, indicating robustness to changes in the sampling temperature. The results suggest that the effectiveness of our method is not sensitive to the choice of temperature within this range, underscoring its practical reliability and generalizability in diverse decoding scenarios.

B.5 COMPARISON OF HUMOR FREQUENCY SCORE AND TF-IDF

The principal distinction between TF-IDF and our humor-relevance metric lies in their weighting schemes: TF-IDF down-weights globally common tokens, whereas our approach up-weights tokens and humor concepts that recur in jokes relevant to a given situation and its conflicting scripts. Because we aim to identify entities that are both salient and frequently used as reliable components for humor generation, the objectives of the two methods are effectively opposite on the Humor in AI dataset. In ablation experiments, our humor-frequency score outperformed a TF-IDF-based baseline, as shown in Table 10.

Table 10: Comparison of scoring methods on pass@k

Scoring Method	pass@1	pass@3	pass@5
TF-IDF	63.00	79.83	86.33
Humor-Frequency (Ours)	66.41	83.70	89.18

B.6 EVALUATION ON FOUR DIMENSIONS

We conduct comprehensive qualitative and quantitative analyses across four key dimensions of multi-modal humor generation, leveraging both expert LLMs (GPT-5) and automated metrics: (1)

visual understanding, (2) humor understanding, (3) humor imagination, and (4) stylistic expression. The results are shown in Table 11 and Table 12.

For the dimensions requiring nuanced linguistic and cognitive judgment—*visual understanding*, *humor understanding*, and *stylistic expression*—we use GPT-5 as an expert evaluator. Specifically, for each image, GPT-5 ranks the humorous captions generated by eight different methods according to well-defined criteria for each dimension, assigning ranks from best (#1) to worst (#8). The average rank for each method (lower is better) is reported to ensure a fair and consistent assessment. To enhance reliability, each ranking is conducted over five repeated trials. For the dimension of *humor imagination*, we utilize two established automated metrics: (i) **n-gram diversity**, which quantifies lexical variety, and (ii) **NLI diversity**, measuring the percentage of non-entailing caption pairs as judged by a state-of-the-art Roberta-large natural language inference model. Higher scores on these metrics indicate a greater capacity for imagination, as producing a wider variety of humorous captions reflects the model’s ability to generate diverse and creative comedic ideas.

Table 11: Humor in AI Dataset: Comparative results across four dimensions

Model	Visual Under- standing	Humor Under- standing	Stylistic Ex- pression	Humor Imagination	
	Avg. Rank (↓)	Avg. Rank (↓)	Avg. Rank (↓)	3-gram (↑)	NLI Diversity (%) (↑)
CoT	5.5	4.8	5.6	0.87	85.3
Few-Shot	4.4	3.7	3.8	0.84	81.6
Self-Consistency	5.9	5.4	5.7	0.88	85.9
HumorousAI	4.1	4.9	4.5	0.59	70.0
LoL	4.9	4.6	4.4	0.92	89.3
Phunny	5.9	5.6	5.4	0.69	81.9
CLoT	4.5	3.8	4.3	0.46	51.5
HOMER (Ours)	2.5	3.2	2.3	0.98	91.5

Table 12: Electronic Sheep Dataset: Comparative results across four dimensions

Model	Visual Under- standing	Humor Under- standing	Stylistic Ex- pression	Humor Imagination	
	Avg. Rank (↓)	Avg. Rank (↓)	Avg. Rank (↓)	3-gram (↑)	NLI Diversity (%) (↑)
CoT	3.8	4.3	4.2	0.88	84.2
Few-Shot	4.5	4.5	4.1	0.89	83.1
Self-Consistency	4.2	4.5	4.8	0.84	86.40
HumorousAI	6.9	6.7	6.1	0.92	88.5
LoL	4.5	4.6	5.7	0.94	91.9
Phunny	6.8	6.8	6.9	0.89	85.2
CLoT	3.5	3.2	2.7	0.83	78.9
HOMER (Ours)	1.8	1.4	1.5	0.98	92.2

B.7 TWO-STAGE HUMOR TUNING STRATEGY OF HUMOR EVALUATOR

For the Humor-tuned LLaMa 3, we utilize a two-stage training strategy: supervised fine-tuning (SFT) followed by Direct Preference Optimization (DPO). This process encourages the model to align with human preferences for humor by assigning higher rewards to funnier and lower rewards to less funny captions in the benchmarking ranking. During inference, Humor-tuned LLaMa 3 assigns a reward score to each caption. We then assess whether the model can correctly predict the ground-truth ranking by verifying that the higher reward corresponds to the higher rank.

B.8 HUMAN EVALUATION.

Procedure of human evaluation. Human evaluation of caption funniness is conducted using a standardized procedure. As shown in Figure 9, for each cartoon image, human annotators are presented with seven candidate captions and asked to rate the funniness of each caption on a scale from 1 to 5. The assessment proceeds in two steps: first, evaluators must decide whether the caption is relevant to the given cartoon. If the caption is deemed irrelevant, it automatically receives a score of 1.0. If

Table 13: Human evaluation of seven methods: Mean and Standard Deviation (SD) of Humor Ratings by 20 Raters (1-5 Scale).

Dataset Method	Humor in AI			Electronic sheep		
	Mean	SD	Median	Mean	SD	Median
CoT	2.47	0.6697	2.50	2.20	0.7756	2.45
Few-shot	2.96	0.6992	2.80	2.56	1.0065	3.10
CLoT	2.95	0.7732	2.75	2.53	0.7314	2.60
Self-consistency	2.66	0.5949	2.60	2.25	0.5520	2.40
HumorousAI	3.01	0.7301	2.75	2.24	0.8093	1.85
LoL	3.16	0.8338	3.40	2.40	0.8236	2.15
Ours	3.54	0.5862	3.65	3.31	0.8491	3.20

the caption is relevant, annotators then assess its comedic quality according to the following scale: Not Funny (1.0), Slightly Funny (2.0), Moderately Funny (3.0), Funny (4.0), and Very Funny (5.0). This protocol ensures that both relevance and humor are systematically appraised and provides a fine-grained numeric measure of each caption’s effectiveness in eliciting amusement. The human evaluation was conducted on a total of 2,800 data points, calculated as 20 cartoon images were evaluated by 20 human raters across 7 different caption generation methods (20 images \times 20 raters \times 7 methods).

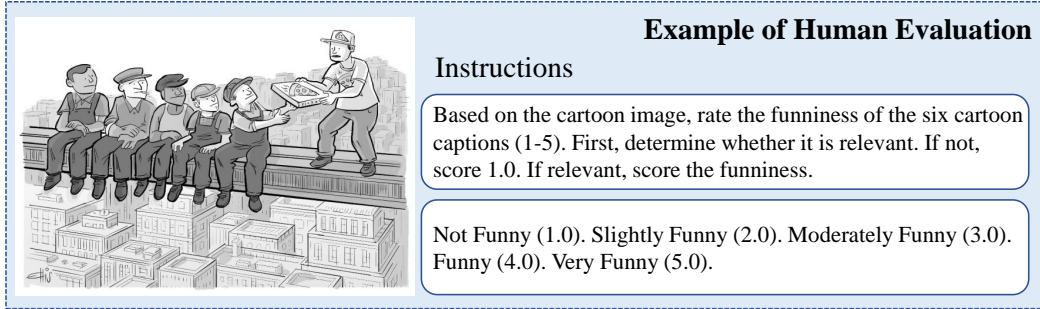


Figure 9: Example of human evaluation.

Detailed human evaluation. The results of our human evaluation, summarized in Table 13, demonstrate that our method consistently outperforms six baseline methods across two humor-related datasets, “Humor in AI” and “Electronic Sheep.” 12 human raters scored each method using a 1-5 scale. Our approach achieves the highest mean humor ratings on both datasets, with scores of 3.51 and 3.38 respectively, compared to the next best baseline scores of 3.11 and 2.47. Moreover, our method exhibits strong reliability, with standard deviations (0.6411 and 0.8800) that are comparable to or lower than those of the baseline methods. The median scores for our method are also the highest for both datasets, further confirming its superior performance. These results collectively indicate the robustness and effectiveness of our approach in generating humorous content as perceived by human evaluators.

B.9 DIVERSITY EVALUATION.

We assess caption diversity using two complementary, established metrics. The results are shown in Table 14 and Table 15.

- *N-gram (Distinct-N) diversity*: a lexical-variability measure computed as the ratio of unique n -grams to the total number of generated n -grams (typically for $n \in \{1, 2, 3\}$).
- *NLI Diversity*: the percentage of caption pairs classified as *non-entailing* by a widely adopted *RoBERTa-large* natural language inference model, capturing semantic variety beyond surface form.

Higher scores on either metric indicate a more diverse set of captions. Across both metrics, our results provide strong empirical evidence that *HOMER* generates more diverse funny captions, consistently outperforming all baselines. We have incorporated this diversity evaluation into the revised version to more robustly substantiate the superiority of our method.

Table 14: Humor in AI Dataset: n-gram coverage and NLI diversity

Model	1-gram (↑)	2-gram (↑)	3-gram (↑)	NLI Diversity (↑)
HumorousAI	0.45	0.55	0.59	70.0%
LoL	0.64	0.83	0.87	89.3%
Phunny	0.50	0.64	0.69	81.9%
CLoT	0.35	0.43	0.46	51.5%
Our Method	0.76	0.94	0.98	91.5%

Table 15: Electronic Sheep Dataset: n-gram coverage and NLI diversity

Model	1-gram (↑)	2-gram (↑)	3-gram (↑)	NLI Diversity (↑)
HumorousAI	0.65	0.87	0.92	88.5%
LoL	0.63	0.88	0.94	91.9%
Phunny	0.64	0.84	0.89	85.2%
CLoT	0.58	0.78	0.83	78.9%
Our Method	0.72	0.94	0.98	92.2%

B.10 CASE STUDIES

In Figure 10, the conflict between a professional office setting with unexpected horseplay juxtaposes scripts of routine and hyperbole, yielding a humorous reading. This script opposition leverages surprise, incongruity, and cognitive resolution, which are central to effective and engaging humor.



Situation:

In the office with professional colleagues

Script opposition:

Professional behavior vs. unexpected horseplay

Target: Narrative strategy: Language:

Cowgirl Short narrative Wordplay

Funny caption generated by HOMER:

Well, Janet, I admire your drive, but this isn't exactly what we meant by *taking the reins at work*.

Figure 10: GTVH-guided Example.

B.11 TOXICITY EVALUATION.

We also evaluate more harmful content in captions generated by *HOMER* using Detoxify (Hanu & Unitary team, 2020), as shown in Figure 11. Specifically, harmfulness is assessed across seven dimensions: toxicity, severe toxicity, obscene language, identity attack, insult, threat, and sexual explicitness. This evaluation is performed on two datasets, Humor in AI and Electronic Sheep, and covers captions produced by three base LLMs: Claude-4, Qwen-VL, and LLaVA. The results consistently demonstrate that harmful content scores are very low across all toxicity dimensions, datasets, and base models. These findings indicate that *HOMER* reliably generates captions that are safe, minimizing the risk of toxic, offensive, or otherwise inappropriate outputs in diverse settings.

B.12 COMPUTATIONAL COSTS

Efficiency of HOMER. Table 16 presents the number of API calls required at each stage of *HOMER* for both the full model and the naive model. The extractor and generator stages make the same number of API calls in both models. However, in the naive model, the imagination stage does not make any API calls because the imagination results of LLM association can be pre-processed and saved in advance. Humor-retrieval does not need API calls. In contrast, the full model involves

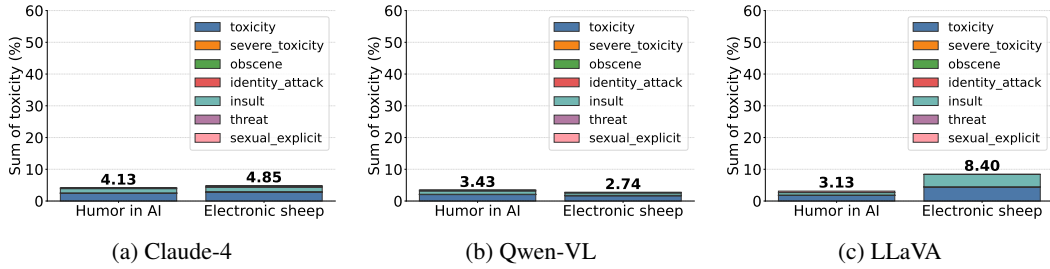


Figure 11: Harmful detection of three base models.

three API calls at the imaginator stage, reflecting real-time imagination processing. This comparison highlights the efficiency gained by pre-processing imagination results in the naive model.

Table 16: Number of API calls for each stage of HOMER

Model	Full Model	Naive Model
Extractor	2	2
Imaginator	3	0
Generator	2	2

Fair comparison under the same LLM calls. For fairness, each baseline generates multiple independent humorous captions and selects the best one for each output. The number of attempts was set to match or exceed HOMER’s seven LLM calls. We show the pass@1 results evaluated by GPT-5 as Table 17. Despite with equal or greater call budgets, baselines show modest gains and do not close the performance gap with HOMER, indicating that HOMER’s superiority is from its collaborative, structured framework rather than a higher computational budget.

Table 17: LLM calls per output and pass@1 performance across methods.

Method	LLM Calls per Output	pass@1 (%)
HumorousAI	9 (=3 calls × 3 repeats)	62.7
LoL	8 (=4 calls × 2 repeats)	58.0
Phunny	9 (=3 calls × 3 repeats)	19.1
CLoT	7 (=7 calls × 1 repeats)	61.2
HOMER (Ours)	7	66.4

B.13 SIGNIFICANCE TEST AND AGREEMENT EVALUATION

We assess statistical significance with a two-sided Wilcoxon signed-rank test on Pass@k scores and quantify agreement between GPT-5 and human judgments via correlation analysis. The results show that our method significantly outperforms all baselines ($p < 0.05$), as shown in Table 18

We measure the agreement between GPT-5 scores and human ratings per caption via the Pearson correlation coefficient. The results in Table 19 show that GPT-5 and humans are positively strongly correlated.

B.14 PERFORMANCE WITH GPT4.1 AS THE EVALUATOR

We conducted additional experiments using GPT-4.1 (the second-strong evaluator in Table 2) to assess pass@k and statistical significance. Results corroborate our GPT-5 findings: HOMER consistently outperforms all baselines in most cases, with significant differences ($p < 0.05$), as shown in Table 20 and Table 21.

Agreement Evaluation. We measure the agreement between GPT-4.1 scores and human ratings per caption. The results show that GPT-4.1 exhibits moderate positive alignment with humans with 0.5639 Pearson coefficient.

Table 18: Pairwise significance test results for Humor in AI (left) and Electronic Sheep (right) datasets ($\alpha = 0.05$).

Comparison Pair	p-value	Significant?	Comparison Pair	p-value	Significant?
Ours vs. CoT	0.0000	Yes	Ours vs. CoT	0.0000	Yes
Ours vs. Few-Shot	0.0027	Yes	Ours vs. Few-Shot	0.0120	Yes
Ours vs. Self-Consistency	0.0031	Yes	Ours vs. Self-Consistency	0.0001	Yes
Ours vs. CLoT	0.0153	Yes	Ours vs. CLoT	0.0011	Yes
Ours vs. HumorAI	0.0036	Yes	Ours vs. HumorAI	0.0001	Yes
Ours vs. LoL	0.0001	Yes	Ours vs. LoL	0.0004	Yes
Ours vs. Phunny	0.0000	Yes	Ours vs. Phunny	0.0000	Yes

Humor in AI dataset

Electronic Sheep dataset

Table 19: Pearson correlation coefficients by evaluator pair

Evaluator Pair	Pearson coefficient
Humor in AI	0.8608
Electronic Sheep	0.8533

B.15 ANALYSIS OF DATA LEAKAGE

Different data sources and formats. The joke database primarily comprises one-liner jokes sourced from Pun of the Day, TED Talks, Reddit (r/jokes), and short-joke websites, and explicitly excludes cartoon or image captions. In contrast, the test set consists of original, publicly submitted captions from the New Yorker Caption Contest.

Different task usage. The joke database is used exclusively for text-only humor tasks (e.g., humor detection, humor rating, and joke generation). The test set is reserved for a multimodal humor task, such as funny caption generation, ensuring clear separation of application contexts.

Empirical negligible overlap. We evaluate potential leakage by quantifying instance-level overlap between the test set and the joke database using the exact-match and normalized comparisons of caption answers. All metrics yielded zero overlap, indicating no evidence of leakage between the joke database and the testing data.

B.16 ABLATION ON JOKE DATABASE

We have conducted experiments of ablation on the scale of our joke dataset, varying the proportion from 0% to 100%. At 0%, the model relies solely on the GTVH-guided structure. The results indicate that our model’s performance increases steadily, further demonstrating the necessity of our joke database. Combined with the ablation studies in Table 4, the performance of the joke database alone, without our designed humor mechanism, shows a significant drop. These results validate both our novel GTVH-based framework and joke database.

C THEORETICAL ANALYSIS OF \mathcal{H}_{rel}

We define the relevance-opposition score as

$$\mathcal{H}_{\text{rel}}(e_{\tau}^{(i)}, \varepsilon) = \text{TSS}(s_{e_{\tau}}, s_{\varepsilon}) + f(\text{TSS}(s_{e_{\tau}}, s_{\varepsilon})) \cdot \text{CO}(s_{e_{\tau}}, s_{\varepsilon}), \quad (9)$$

where $\text{TSS}(\cdot, \cdot)$ measures semantic similarity and $\text{CO}(\cdot, \cdot)$ quantifies conceptual opposition, with $f(x) = x \exp(-x)$ serving as a similarity-gated modulation function. This formulation fulfills the following criteria:

(i) *Dominance by Semantic Similarity:* The term $\text{TSS}(s_{e_{\tau}}, s_{\varepsilon})$ is the primary additive component, ensuring that the overall score increases monotonically with greater semantic similarity, regardless of the value of CO .

(ii) *Similarity-Gated, Bounded Bonus for Conceptual Opposition:* The CO term is multiplied by $f(\text{TSS})$, which serves as an adaptive gate. Since $f(x) = x \exp(-x)$ achieves its maximum at

Table 20: Pass@k results for the Humor in AI dataset across different subsets.

Methods	pass@1	pass@3	pass@5
Top 10			
CoT	61.0	76.0	81.9
Few-Shot	67.8	76.5	82.4
Self-Consistency	69.6	90.1	92.7
CLoT	60.8	74.8	80.0
HumorAI	68.2	85.5	89.6
LoL	70.6	89.3	93.3
Phunny	16.8	32.5	42.0
Our HOMER	74.6	90.6	95.0
#200-109			
CoT	64.2	81.1	85.0
Few-Shot	71.6	87.9	90.0
Self-Consistency	69.0	86.0	88.9
CLoT	63.6	74.1	78.0
HumorAI	72.8	86.5	90.0
LoL	73.2	90.9	93.9
Phunny	17.8	31.1	38.0
Our HOMER	75.2	91.5	95.0
#1000-1009			
CoT	70.2	84.5	89.7
Few-Shot	73.8	89.2	90.8
Self-Consistency	73.8	88.2	91.0
CLoT	73.4	82.4	84.0
HumorAI	74.4	87.8	91.0
LoL	74.6	90.9	94.5
Phunny	25.4	38.4	45.0
Our HOMER	77.2	89.6	95.1

Table 21: Pairwise significance test results.

Comparison Pair	p-value	Significant? ($\alpha = 0.05$)
Ours vs. CoT	0.0021	Yes
Ours vs. Few-Shot	0.0089	Yes
Ours vs. Self-Consistency	0.0091	Yes
Ours vs. CLoT	0.0030	Yes
Ours vs. HumorAI	0.0108	Yes
Ours vs. LoL	0.0142	Yes
Ours vs. Phunny	0.0000	Yes

$x = 1$ and decays to 0 as $x \rightarrow 0$ or $x \rightarrow \infty$, the contribution of conceptual opposition is substantial only for intermediate semantic similarity and is suppressed for both very low and very high TSS. Moreover, since $|f(x)|$ is maximized at e^{-1} , and CO is assumed to be bounded (e.g., $|CO| \leq 1$), the bonus (or penalty) term is inherently bounded in magnitude.

(iii) *Principled Balance Between Competing Tendencies*: The function f provides a smooth and principled balance between rewarding similarities and oppositions: it modulates the influence of opposition such that opposition is only beneficial when the two sentences are neither too similar nor completely unrelated, reflecting a nuanced interplay between similarity and opposition.

In summary, the score \mathcal{H}_{rel} is monotonic in TSS when $CO = 0$, bounded for all inputs, and expresses a principled, interpretable balance between semantic similarity and conceptual opposition.

Table 22: Performance by database scale across different groups.

Group	Scale of Joke DB	pass@1 (%)	pass@3 (%)	pass@5 (%)
Top 10				
	0%	58.2	73.2	78.4
	25%	63.4	82.0	87.1
	50%	65.7	78.5	81.7
	75%	66.1	80.3	87.6
	100%	66.4	83.7	89.2
#200-209				
	0%	60.3	75.1	80.8
	25%	66.2	84.9	88.7
	50%	69.0	86.3	91.4
	75%	71.5	87.2	92.1
	100%	73.4	88.4	92.6
#1000-1009				
	0%	63.2	78.7	83.7
	25%	69.4	81.8	85.7
	50%	72.9	84.3	90.0
	75%	74.6	86.2	93.8
	100%	76.3	90.5	94.2

D FAILURE ANALYSIS

HOMER struggles with purely formal or inherently non-humorous images, especially when script opposition is difficult to detect. These cases are challenging even for humans, and the lack of narrative content and clear humor cues results in captions with limited humor.

E STYLE CONTROL

Our modular architecture enables controlled stylistic conditioning through curated imagination trees and the design of instructions in prompts. For example, the imagination tree can retrieve relevant semantic ambiguities among jokes in the joke database. Then, the Generator can reinforce selected imaginative entities through explicit style directives guided by the designed instruction.

F RELATED WORKS

Classical Computational Humor. Computational humor, as a challenging branch of computational linguistics, employs computational methods to study humor (Binsted et al., 2006; Wang et al., 2025), mainly including humor recognition (Cattle & Ma, 2018; Liu et al., 2018a; Xie et al., 2021; Zhou et al., 2020; Zou & Lu, 2019; Liu et al., 2018b; Shang et al., 2021), humor explanation (Hessel et al., 2023; Patro et al., 2021; Amin & Burghardt, 2020), and humor generation (Amin & Burghardt, 2020; Weller et al., 2020; Yamane et al., 2021; Zargham et al., 2023) tasks. Classical computational humor research focused on rule-based, statistical approaches, and multimodal techniques for detecting and modeling humor across text, audio, and vision (Inácio et al., 2023; Amin & Burghardt, 2020; Yang et al., 2015; Chauhan et al., 2021; Christ et al., 2022; Hasan et al., 2019).

G PROMPT DESIGN

Prompt design in conflicting script extractor. We design the prompt to instruct the conflicting script extractor to analyze a script-opposition-central situation description as the contextual background of the funny caption and then systematically identify and analyze conflicting or incongruous elements in the image I . The prompt includes the definition of script opposition, GTVH theory and the description of the image. It to analyze and extract all relevant conflicting scripts that exist in the situation description D and the image I . The detailed prompt can be found in Appendix Figure 12.

Prompt design in hierarchical imaginator. There are two views of the imagination. The local observation O_{loc} is from the detailed situation description D , capturing fine-grained entities or unexpected features within the image (e.g., oversized cups, professional figures). The global observation O_{glob} leverages the image I to emphasize the obvious entities in the scene (e.g., cups, table). For each view, the detailed prompt can be found in Appendix Figure 13.

Prompt design in caption generator. The generation prompt is constructed by integrating the situation description D , the selected conflicting scripts C , the creative imagination path P_i of selected humor target t_i , and the generation options $\Omega \in NS \times LA$, where Ω specifies the narrative strategy and linguistic style. Formally, the prompt can be represented as $\Phi(C, D, P_i, \Omega)$, which is then fed into the LLM-based caption generator producing the final funny caption. The detailed prompt can be found in Appendix Figure 14.

H LLM USAGE CLAIM

In this paper, LLMs are utilized exclusively for the purpose of aiding and polishing writing. Their application is strictly confined to improving linguistic clarity, coherence, grammar, and style within textual content. No additional functionalities are incorporated.

Figure 12: Example Prompt for Conflict Script Extractor

SYSTEM

Based on the Script Opposition theory from the General Theory of Verbal Humor (GTVH), analyze the given cartoon description and identify two or more conflict scripts exists in the description. A script refers to a bundle of knowledge or expectations about a particular situation. Script opposition occurs when two conflicting scripts (i.e., scenarios, expectations, or frames) are brought into contrast within the description, creating a basis for potential humor. In your answer, list pairs of conflicting scripts (each as phrases or a short sentence) that are opposed or contrasted within the description. Just present the conflicting script pairs directly.

USER

Description of the image: Inside a grand stone-walled throne room, a king sits stiffly on an ornate throne, his face marked by a mix of weariness and unease...

ASSISTANT

1. Imminent threat vs. calm indifference. 2. Royal authority and power vs. vulnerability and danger...

Figure 13: Example Prompt for Hierarchical Imaginator

(Global View)**SYSTEM**

Given conflict scripts and a cartoon, your task is to identify the main entities mentioned. For each identified entity, generate a logical chain of three relevant entities, each based directly on the previous one. Associations may include ingredients, containers, sources, related objects, or common companions. Output JSON: key is the entity, value is a list of three such imaginations.

USER

Image: Encoded cartoon image.

Conflicting scripts: 1. Imminent threat vs. calm indifference. 2. Royal authority and power vs. vulnerability and danger...

ASSISTANT

[king, crown, head]...

(Local View)**SYSTEM**

Given conflict scripts and a cartoon description, your task is to identify the main entities mentioned. For each identified entity, generate a logical chain of three relevant entities, each based directly on the previous one. Associations may include ingredients, containers, sources, related objects, or common companions. Output JSON: key is the entity, value is a list of three such imaginations.

USER

Description: Inside a grand stone-walled throne room, a king sits stiffly on an ornate throne, his face marked by a mix of weariness and unease...

Conflicting scripts: 1. Imminent threat vs. calm indifference. 2. Royal authority and power vs. vulnerability and danger...

ASSISTANT

[throne, chair, table], [stone-walled throne room, chandelier, hanging]...

Figure 14: Example Prompt for Caption Generator

SYSTEM

Using the provided free-association chains, conflict scripts, and the cartoon description, generate a witty, funny and smart caption that spotlights the central incongruity and naturally combines key keywords in chains. Consider techniques such as narrative setups, linguistic styles and puns, but keep it short, concise and suitable as a cartoon tagline.

USER

Description: Inside a grand stone-walled throne room, a king sits stiffly on an ornate throne, his face marked by a mix of weariness and unease...

Conflicting Scripts: 1. Imminent threat vs. calm indifference. 2. Royal authority and power vs. vulnerability and danger...

Free-associating chains of cartoon:

[thread, chandelier, hanging], [...]

ASSISTANT

Caption: When you're hanging by a thread, but the intern's still on their trial period.