

# ChatUMM: Robust Context Tracking for Conversational Interleaved Generation

Wenxun Dai<sup>1,2</sup>, Zhiyuan Zhao<sup>2\*</sup>, Yule Zhong<sup>2</sup>, Yiji Cheng<sup>2</sup>, Jianwei Zhang<sup>2</sup>,  
Linqing Wang<sup>2</sup>, Shiyi Zhang<sup>1</sup>, Yunlong Lin<sup>2</sup>, Runze He<sup>2</sup>, Felix Song<sup>2</sup>, Wayne Zhuang<sup>2</sup>,  
Yong Liu<sup>1</sup>, Haoji Zhang<sup>1</sup>, Yansong Tang<sup>1</sup>, Qinglin Lu<sup>2</sup>, Chunyu Wang<sup>2</sup>✉

<sup>1</sup>Tsinghua University <sup>2</sup>Tencent Hunyuan

 <https://hunyuan-chatumm.github.io/>

## Abstract

Unified multimodal models (UMMs) have achieved remarkable progress yet remain constrained by a single-turn interaction paradigm, effectively functioning as solvers for independent requests rather than assistants in continuous dialogue. To bridge this gap, we present **ChatUMM**. As a conversational unified model, it excels at robust context tracking to sustain interleaved multimodal generation. ChatUMM derives its capabilities from two key innovations: an interleaved multi-turn training strategy that models serialized text-image streams as a continuous conversational flow, and a systematic conversational data synthesis pipeline. This pipeline transforms a diverse set of standard single-turn datasets into fluid dialogues through three progressive stages: constructing basic stateful dialogues, enforcing long-range dependency resolution via “distractor” turns with history-dependent query rewriting, and synthesizing naturally interleaved multimodal responses. Extensive evaluations demonstrate that ChatUMM achieves state-of-the-art performance among open-source unified models on visual understanding and instruction-guided editing benchmarks, while maintaining competitive fidelity in text-to-image generation. Notably, ChatUMM exhibits superior robustness in complex multi-turn scenarios, ensuring fluid, context-aware dialogues.

## 1 Introduction

The emergence of unified multimodal models (UMMs) Deng et al. (2025); Yang et al. (2025); Pan et al. (2025); Liao et al. (2025); Chen et al. (2025a); Xie et al. (2024a; 2025); Wu et al. (2025b); Chameleon Team (2024); Wu et al. (2025a); Chen et al. (2025b); Zhou et al. (2024); Sun et al. (2023; 2024); Wang et al. (2024c); Ge et al. (2023); Dong et al. (2023), capable of jointly processing and generating both text and images, represents a significant leap forward for general-purpose multimodal intelligence Wang et al. (2025); Bai et al. (2025b); Liu et al. (2025b); Kimi Team et al. (2025a); Dai et al. (2024); Lin et al. (2025); Yang et al. (2022); Ye et al. (2025). However, a fundamental gap persists between this vision and the current reality of open-source models Deng et al. (2025); Xie et al. (2025); Wang et al. (2024c); Chen et al. (2025b); Zhou et al. (2024). These models primarily operate within a single-turn paradigm, functioning as versatile solvers for handling independent requests rather than as assistants in a stateful, evolving conversation. While leading commercial multimodal systems like GPT-4o Hurst et al. (2024) and Doubao ByteDance Seed (2024) circumvent this by employing complex agent-based architectures to coordinate single-task experts, this approach remains a workaround that may inhibit holistic reasoning. In reality, genuine creative processes and complex problem-solving are rarely instant; they unfold as a continuous dialogue where context is built, refined, and referenced over multiple turns. For instance, a user might generate an initial image, follow up with text-based questions, and then refer back to the first image for a history-dependent edit. Such scenarios require a model to move beyond single-task execution and master three critical conversational competencies: **persistent context tracking, robust long-range dependency resolution, and accurate intent disambiguation across a potentially noisy history**.

To address these challenges, we introduce **ChatUMM**. As a conversational unified model, it derives its capabilities from the synergy of two key innovations. First, our interleaved multi-turn training strategy (Section 2) models serialized text-image streams as a continuous conversational flow, seamlessly accommodating arbitrary forms of multimodal interactions within a unified context. Second, our systematic data synthesis pipeline (Section 3) addresses the scarcity of high-quality conversational training data by leveraging atomic, LLM-powered operations to programmatically

\*Project lead. ✉ Corresponding author.

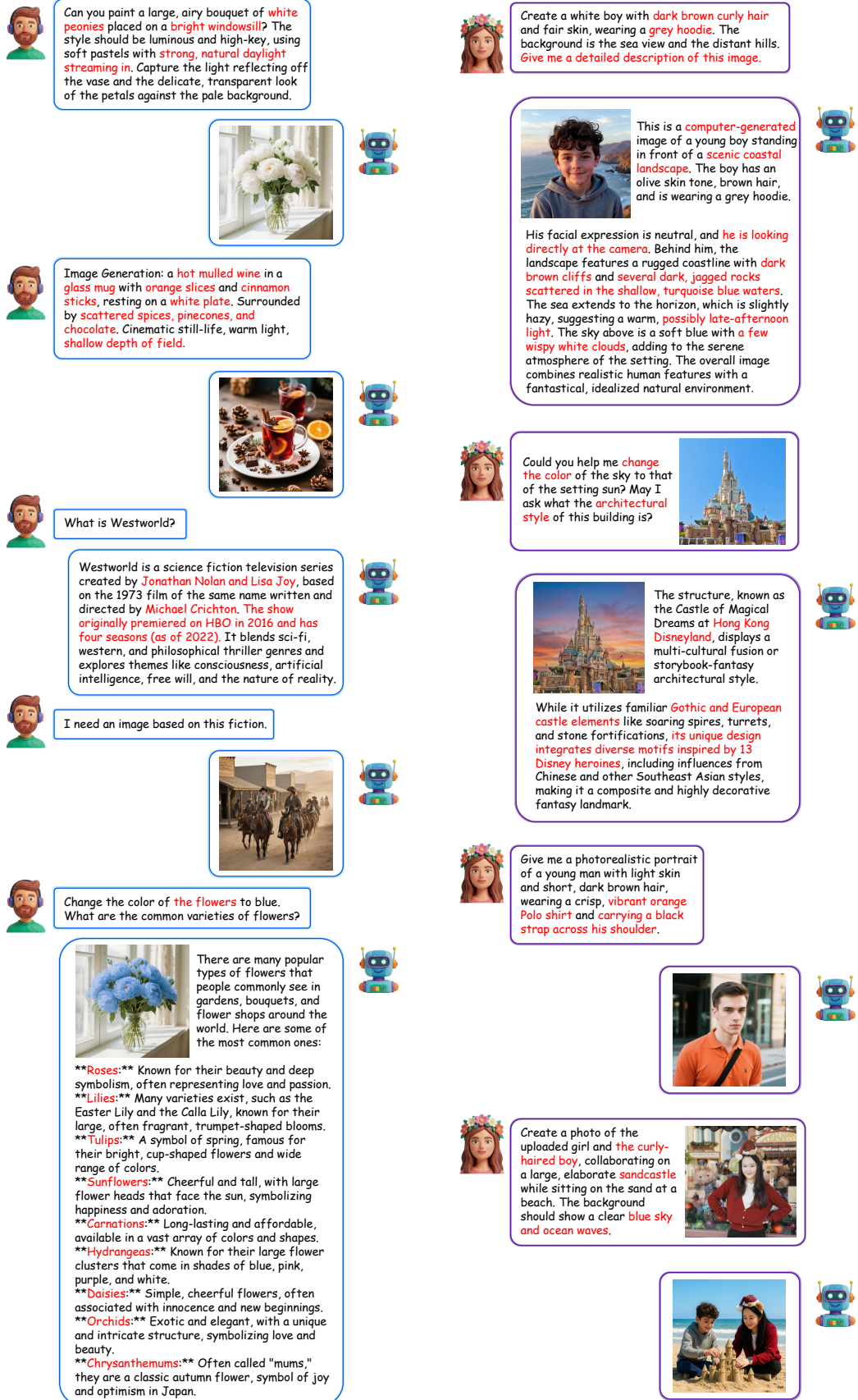


Figure 1: Examples of ChatUMM demonstrating diverse conversational capabilities.

construct diverse, stateful dialogues. This pipeline transforms standard single-turn datasets (e.g., image editing, subject-driven generation) into fluid dialogues through three progressive stages. First, *basic multi-turn construction* converts single-turn samples into basic stateful dialogues. Second, *independent single-turn insertion* injects unrelated “distractor” turns and utilizes history-dependent query rewriting, thereby teaching the model to retrieve context across a noisy history. Finally, the *interleaved output generation* stage synthesizes naturally interleaved multimodal responses, where generated images are fluidly integrated with coherent textual feedback. By leveraging this comprehensive dataset with our interleaved multi-turn training strategy, ChatUMM masters robust context tracking, delivering the fluid, context-aware dialogues visualized in Figure 1.

Our primary contributions are as follows:

- We present ChatUMM, a conversational unified multimodal model for interleaved generation. By modeling serialized text-image streams as a continuous conversational flow, it excels at persistent context tracking and accurate intent disambiguation across noisy dialogue history.
- We propose a systematic data synthesis pipeline that addresses the scarcity of conversational training data. This pipeline leverages LLMs to progressively construct stateful, interleaved multimodal dialogues that enforce robust long-range dependency resolution.
- Extensive evaluations demonstrate that ChatUMM achieves state-of-the-art performance on visual understanding and instruction-guided editing benchmarks while maintaining competitive fidelity in text-to-image generation. Crucially, it excels in complex multi-turn scenarios, enabling robust and fluid conversational interactions.

## 2 Methodology

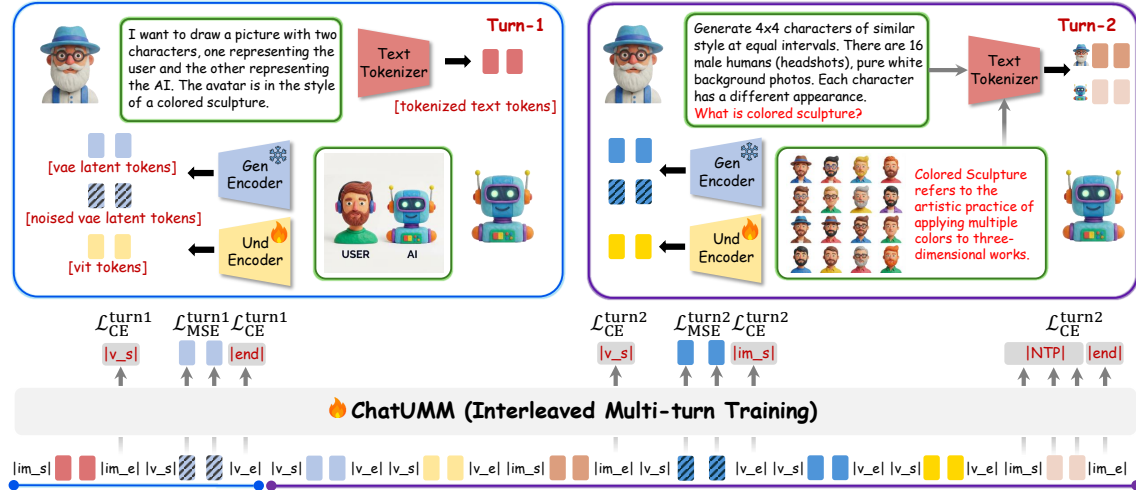


Figure 2: **Overview of ChatUMM (Interleaved Multi-turn Training).** The model processes a serialized stream of interleaved text and image tokens using special tokens as structural delimiters.  $|im_s|$  and  $|im_e|$  encapsulate textual segments, while  $|v_s|$  and  $|v_e|$  enclose visual content. Crucially, specific token transitions serve as explicit intent signals: predicting  $|v_s|$  immediately following  $|im_e|$  triggers image generation, whereas predicting  $|im_s|$  after  $|v_e|$  instructs the model to initiate text generation. The  $|end|$  token marks the completion of a turn, and  $|NTP|$  represents the text tokens generated via next token prediction. For visual generation, the image of the current turn (e.g., Turn-1 and Turn-2) is processed as noised VAE latents (striped blue), supervised by the flow matching loss  $\mathcal{L}_{MSE}$ . To retrieve context from the dialogue history (e.g., Turn-1 referenced during Turn-2), the model attends to historical text tokens, clean VAE latents (solid blue), and ViT tokens (yellow). Concurrently, the standard cross-entropy loss ( $\mathcal{L}_{CE}$ ) is applied to  $|NTP|$  and special tokens to supervise text generation and intent prediction.

We introduce ChatUMM, which models multimodal dialogue as a serialized stream to overcome the limitations of single-turn interactions. Unlike models that process independent requests, ChatUMM maintains a continuous conversational flow by integrating interleaved text and image tokens into a unified context. This approach enables fluid, context-aware dialogues, achieved through a unified architecture and a specialized interleaved multi-turn training strategy.

**Unified Model Architecture.** Following the architectural design of BAGEL [Deng et al. \(2025\)](#), we employ a decoder-only transformer [Yang et al. \(2024\)](#) that incorporates the Mixture-of-Transformers (MoT) mechanism. This structure unifies multimodal understanding and generation by decoupling their conflicting optimization objectives while maintaining a shared context. We adopt a shared self-attention mechanism across all layers to model cross-modal interactions, while utilizing selective activation of modality-specific Feed-Forward Networks (FFNs). Specifically, tokens are hard-routed to either a “Generation Expert” (for VAE latents) or an “Understanding Expert” (for text and ViT tokens). To address the divergent representational needs of visual perception and generation, the model integrates two separate visual encoders targeting different feature levels: a Vision Transformer (ViT) [Tschannen et al. \(2025\)](#) to capture high-level semantic features for understanding, and a Variational Autoencoder (VAE) [Black Forest Labs \(2024\)](#) to preserve low-level visual details in latent representations for generation.

**Interleaved Multi-turn Training.** To enable fluid conversational capabilities as shown in [Figure 2](#), we introduce an interleaved multi-turn training strategy that models the dialogue as a serialized, continuous flow. The model processes a unified stream of interleaved text and image tokens, employing special tokens as structural delimiters: `|im.s|` and `|im.e|` encapsulate textual segments, while `|v.s|` and `|v.e|` enclose visual content. Beyond mere delimitation, these tokens function as control signals for modality switching: the prediction of `|v.s|` succeeding `|im.e|` initiates image synthesis, while the transition from `|v.e|` to `|im.s|` activates text generation. To effectively model dependencies across this mixed-modal stream, we employ the Generalized Causal Attention mechanism [Deng et al. \(2025\)](#). Specifically, this mechanism enforces a global causal dependency where both text generation and image synthesis attend to the full interleaved dialogue history. Within this history, the model retrieves context exclusively from text segments, ViT tokens, and clean VAE latents, while explicitly masking out the noised VAE latents of previous turns. This ensures that the current generation is conditioned solely on the noise-free content of the conversation.

**Optimization Objectives.** The model is jointly optimized using two objectives. We apply the standard cross-entropy loss ( $\mathcal{L}_{CE}$ ) for text generation and visual understanding (including special tokens). For visual generation, we employ a Flow Matching [Lipman et al. \(2022\)](#) objective ( $\mathcal{L}_{MSE}$ ) based on Rectified Flow [Esser et al. \(2024\)](#), which trains the model to predict the velocity field transporting noise to data, ensuring high-fidelity image synthesis within the interleaved sequence.

### 3 Data Pipeline

To address the scarcity of high-quality, multi-turn training data, we propose an automated synthesis pipeline ([Figure 3](#)) that transforms single-turn datasets into complex conversational flows. We first establish a taxonomy in [Section 3.1](#) to categorize data based on input/output modalities, historical dependency modalities, and dependency depth, followed by a library of atomic, LLM-powered operations in [Section 3.2](#). Finally, we employ these operations across three progressive stages: constructing basic stateful dialogues ([Section 3.3](#)), inducing long-range robustness via independent single-turn insertion ([Section 3.4](#)), and enabling interleaved multimodal generation ([Section 3.5](#)).

#### 3.1 Taxonomy of Conversational Data

To systematically categorize our diverse conversational data, we introduce a formal four-dimensional taxonomy. Each data sample is classified based on the following core attributes:

1. **User Input Modality:** The type of input provided by the user in the final turn. This can be either text-only (t) or text and image (ti). Text-only (t) refers to commands issued entirely through text (e.g., “Make the sky blue”). In contrast, text-and-image (ti) involves providing both a textual instruction and a reference image. This is crucial for tasks like image editing, e.g., uploading a pet photo to ask, “Place my dog in a magical forest.”
2. **Model Output Modality:** The type of output the model generates in the final turn. This can be either image-only (i) or text and image (ti). An image-only output (i) is the standard for most generative tasks, where the model’s turn is to produce the requested visual content. In contrast, text-and-image (ti) enables continuous interaction by following the generated image with a relevant text response, seamlessly integrating visual generation into the textual dialogue flow.



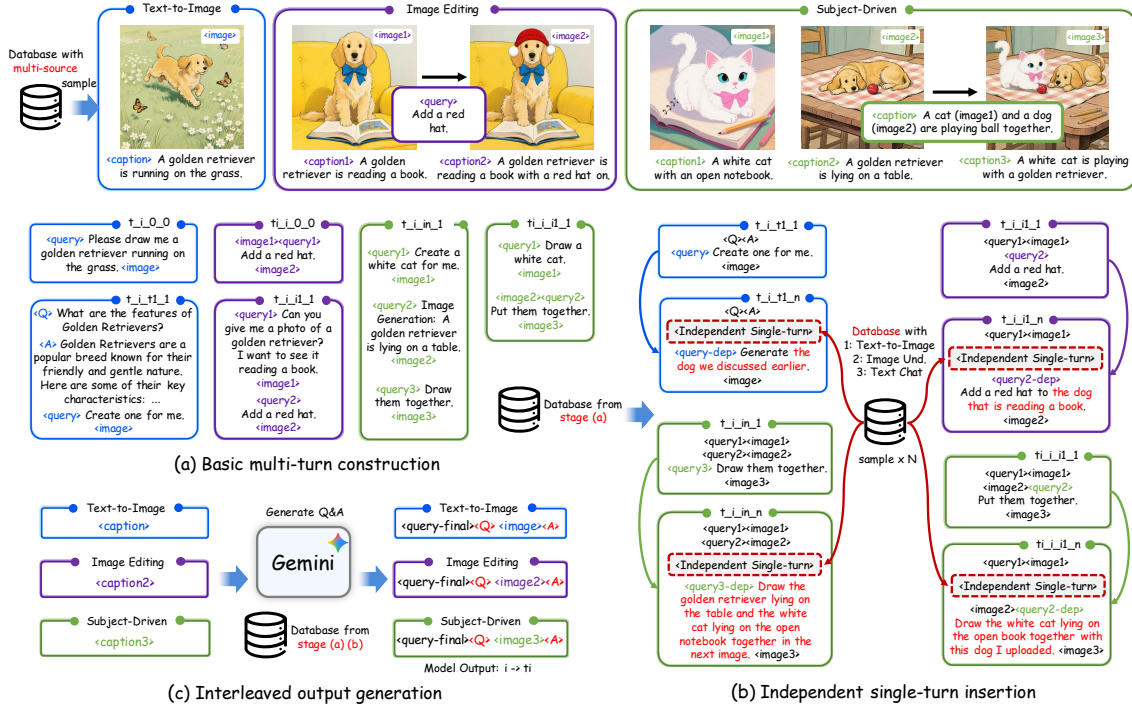


Figure 3: **Overview of our data synthesis pipeline.** We transform standard single-turn datasets into fluid, stateful dialogues through three progressive stages. **(a) Basic multi-turn construction:** We leverage atomic LLM-powered operations to convert single-turn samples (e.g., text-to-image, image editing) into basic stateful dialogues. **(b) Independent single-turn insertion:** To enforce long-range dependency resolution, unrelated “distractor” turns are inserted into the flow. The subsequent query is rewritten to be explicitly history-dependent (`<query-dep>`), teaching the model to maintain robust context tracking across a noisy history. **(c) Interleaved output generation:** We evolve the output modality to sustain interleaved multimodal generation. An LLM (e.g., Gemini 2.5 Pro) generates a relevant Q&A pair based on the image of the final turn, transforming the interaction into a continuous text-image stream (i.e., User: `<query-final><Q>`, Assistant: `<image><A>`).

3. **Historical Dependency Modality:** The modality and quantity of historical turns the final turn depends on. This is classified as none (0), text history (t1, tn), or image history (i1, in). Zero dependency (0) denotes a context-free final turn. Text dependency (t1, tn) occurs when the final turn references prior textual dialogue (e.g., “Draw one for me” after discussing lions). Image dependency (i1, in) is crucial for stateful visual tasks like editing (e.g., “Make the hat red”) or composition, requiring the final turn to retrieve and manipulate specific visual history.
4. **Historical Dependency Depth:** The number of turns separating the final turn from the historical context it relies on, classified as zero (0), immediate (1), or long-range (n). Zero dependency (0) signifies a context-free instruction. A depth of one (1) represents short-range dependency (e.g., editing the immediately preceding image). Crucially, a depth of n ( $n > 1$ ) represents long-range dependency, where the target context is separated by unrelated “distractor” turns. Training on this data is essential for robust context tracking, teaching the model to disregard unrelated intermediate information and resolve long-range dependencies.

This pipeline establishes a clear naming convention: `<input>_<output>_<dependency>_<depth>`. For instance, the identifier `t_i_i1_1` denotes a text input (t) generating an image (i), conditioned on one historical image (i1) from the immediately preceding turn (depth 1).

### 3.2 LLM-powered Atomic Operations

To streamline the data synthesis pipeline, we design a suite of atomic, LLM-powered operations serving as modular building blocks for conversational logic. These operations accept structured text inputs (e.g., captions, queries) and synthesize conversational components, transforming single-turn data into fluid, context-aware dialogues. We categorize them into three groups corresponding to our pipeline stages: basic dialogue construction, long-range dependency injection, and interleaved output generation, as detailed in Table 1. Selected operations are visualized in Figure 4.

Table 1: **Overview of LLM-powered atomic operations.** These operations serve as modular building blocks within our data synthesis pipeline, each designed to perform specific text-based transformations (e.g., on captions, queries) to construct fluid, stateful dialogues. They are categorized by the pipeline stage in which they are primarily employed.

Atomic Operation	Description
<i>Stage (a): Basic Multi-turn Construction</i>	
caption2query	Converts an image caption into a user query for generating the image.
caption2QA_q	Transforms an image caption into a Q&A pair followed by a generic user query (e.g., "Create one for me") to initiate history-dependent generation.
drive_hs	Synthesizes a subject-driven query combining two subjects from the two immediately preceding turns (e.g., "Draw them together").
drive_i_h	Similar to drive_hs, but combines the subject in the uploaded image with a subject from the immediately preceding turn.
<i>Stage (b): Independent Single-turn Insertion</i>	
query2dep_q	Rewrites a user query (e.g., "Add a red hat") into a specific, explicit instruction (e.g., "Add a red hat to the dog that is reading a book") that resolves the reference to the image or subject to be edited.
caption2QA_q_dep	Transforms an image caption into a Q&A pair followed by a history-dependent user query (e.g., "Generate the dog we discussed earlier").
drive_hs_dep	Synthesizes a subject-driven query explicitly combining subjects from two prior turns separated from the current turn by "distractor" turns (e.g., "Draw the golden retriever lying on the table and the white cat lying on the open notebook together in the next image").
drive_i_h_dep	Similar to drive_hs_dep, but combines the subject in the uploaded image with a subject from a prior turn separated by "distractor" turns.
<i>Stage (c): Interleaved Output Generation</i>	
Q_from_caption	Generates a relevant general-knowledge question based on an image caption.
A_from_caption	Generates a factual answer to the question produced by Q_from_caption.

Transform the given image caption into **\*\*six\*\*** natural, instruction-like user requests for image generation.

Note:

1: Do not invent, guess, or describe anything not clearly present in the given image caption. Avoid speculative language (e.g., "seems," "maybe," "appears to," "like").

2: The output format should be **\*\*six\*\*** `<Result><User></User></Result>`. The language and length requirements for each Result are: (English, short), (English, medium), (English, long), (simplified Chinese, short), (simplified Chinese, medium), (simplified Chinese, long). Direct translation between English and simplified Chinese is prohibited. The two languages are independent of each other.

3: If there are text elements in the image caption, please keep the original language and do not translate them.

4: Use the following sentence structures:


English: `{random.choice([Common Sentence Structures for Image Requests (English Version)])}`

simplified Chinese: `{random.choice([Common Sentence Structures for Image Requests (simplified Chinese Version)])}`

The "..." in the reference sentence structures above needs to be replaced with meaningful content and should not be retained in the final generated user requests.

Now convert this image caption to **\*\*six\*\*** user requests (diversity matters): **A lone individual sits on a weathered wooden bench on a grassy slope, facing a breathtaking alpine panorama. The person, seen from behind, wears a dark down jacket, grey trousers, and sneakers. Below the vantage point, a calm lake stretches out, flanked by a town with traditional alpine architecture and dense evergreen forests. The backdrop features towering mountains with rocky, snow-dusted faces, their peaks hidden by thick, swirling mist under an overcast sky.**

`<Result><User>` Please display a lone person sitting on a bench on a grassy slope, overlooking a misty alpine landscape with a lake and mountains. `</User></Result>`  
`<Result><User>` Please imagine a scene where an individual in a dark down jacket sits on a weathered wooden bench, facing a calm lake and a town with traditional alpine architecture surrounded by evergreen forests. `</User></Result>`  
`<Result><User>` Please craft a detailed image of a person seen from behind, wearing grey trousers and sneakers, seated on a wooden bench. The figure should be looking out at a breathtaking panorama featuring a lake, dense forests, and towering, snow-dusted mountains with peaks obscured by thick, swirling mist under an overcast sky. `</User></Result>`



`<Result><User>` 给我看一张一个人坐在草坡上的旧木椅上眺望高山湖泊和云雾缭绕群山的照片。 `</User></Result>`

`<Result><User>` 给我展示一幅图像，画面中是一个穿着深色羽绒服的背影，正独自坐在风化的长椅上，俯瞰着下方宁静的湖泊以及被茂密常绿森林环绕的传统阿尔卑斯小镇。 `</User></Result>`

`<Result><User>` 给我一张图片，描绘一位穿着灰色裤子和运动鞋的游客坐在草坡上的木长椅上。在他的面前展现出壮丽的景色：平静的湖水延伸向远方，传统的城镇建筑错落有致，背景是岩石裸露且沾有积雪的巍峨大山，山顶在阴沉的天空下被厚重的迷雾所遮蔽。 `</User></Result>`

Modify the given user edit request so that it clearly specifies the previously generated image to be edited.

Assume there have been multiple rounds of unrelated conversation (possibly including generating images) between the previously generated image and the given user edit request. You must account for these unrelated conversations and accurately identify the specific image (i.e., the previously generated image) to be edited.

You will be provided with two types of information:

(1) caption: The caption of the previously generated image,

(2) query: The user edit request needed to be modified.

Note: The output format should be **\*\*six\*\*** `<Result><User></User></Result>`. The language and length requirements for each Result are: (English, short), (English, short), (English, short), (simplified Chinese, short), (simplified Chinese, short), (simplified Chinese, short). Direct translation between English and simplified Chinese is prohibited. The two languages are independent of each other.

Here are some examples:

Example 1:

caption: Rich still life features an overflowing wicker basket brimming with a vibrant assortment of fresh fruits like grapes, apples, and peaches, artfully arranged on a wooden table alongside a glass of red juice and scattered berries.

query: Change the background to a blue sky.

Reasonable Result:

`<Result><User>` Change the background of the wicker basket with fruits to a blue sky. `</User></Result>`

Example 2:

caption: A stylish young Asian woman with short dark hair, dressed in an elegant light grey two-piece outfit and carrying a crossbody bag, looking contemplatively to her side. She is situated in a modern industrial-style space characterized by grey concrete walls, dark metal structures, and geometric modern light fixtures, creating a minimalist yet sophisticated atmosphere.

query: Add a new coffee cup on the right table.

Reasonable Result:

`<Result><User>` For the image with the woman in an elegant light grey outfit, add a new coffee cup on the right table. `</User></Result>`

Example 3:

caption: A fair-skinned woman with shoulder-length dark hair and red lipstick stands slightly angled towards the camera. She wears a mauve ribbed top and long, dangling earrings. A framed mirror with a blue and gold ornate frame hangs on the wall behind her. The wall is a textured, reddish-pink color.

query: The woman tilts her head slightly to her right, her smile fades to a neutral expression, and her gaze shifts slightly upward.

Reasonable Result:

`<Result><User>` The woman wears a mauve ribbed long-sleeved top, her head tilts slightly to her right, her smile gradually fades to a neutral expression, and her gaze shifts slightly upward. `</User></Result>`

The given caption of the previously generated image: **A young Asian man with short black hair and glasses stands in profile, wearing a grey jacket and carrying a black backpack. Behind him are buildings with wooden siding and beige stucco, while steep, snow-dusted mountains rise into a grey, overcast sky.**

The given user edit request needed to be modified: **Change the weather to sunny and the schoolbag to purple.**

Modify the given user edit request (diversity matters)

`<Result><User>` Change the weather to sunny and the backpack to purple for the image of the young Asian man with glasses. `</User></Result>`

`<Result><User>` For the picture featuring a man in a grey jacket against snowy mountains, make the sky sunny and the bag purple. `</User></Result>`

`<Result><User>` Take the photo of the man standing in profile and change the overcast sky to sunny and his black backpack to purple. `</User></Result>`

`<Result><User>` 将那位背着黑色双肩包的戴眼镜男士所在的场景改为晴天，并将包变成紫色。 `</User></Result>`

`<Result><User>` 把那张背景是雪山和木屋的图片改成晴朗天气，同时把男生的书包改成紫色。 `</User></Result>`

`<Result><User>` 针对那个穿灰色夹克的亚洲男子的图片，把阴天背景换成大晴天，背包颜色换成紫色。 `</User></Result>`




Figure 4: **Visualization of selected atomic operations.** **Top:** caption2query converts image captions into user queries. **Bottom:** query2dep.q transforms user queries into specific, explicit instructions that clearly identify the target image or subject.

---

### 3.3 Stage (a): Basic Multi-turn Construction

This initial stage transforms standard single-turn datasets into elementary, stateful multi-turn dialogues. We source diverse high-quality data from text-to-image, image editing, and subject-driven generation tasks to construct dialogues with a dependency depth of 0 or 1.

- **Single-Turn Text-to-Image ( $t_{i,0,0}$ ):** Using the `caption2query` operation, a descriptive image caption (e.g., “A golden retriever is running on the grass”) is converted into a natural user request for image generation, forming a single-turn interaction with no historical dependency.
- **Basic Q&A-based Generation ( $t_{i,t1,1}$ ):** We employ `caption2QA.q` to construct a two-turn dialogue. An image caption generates a Q&A pair (e.g., Q: “What are the features of Golden Retrievers?”) serving as the first turn context. The subsequent user request (e.g., “Create one for me”) references this textual history ( $t1$ ) at a dependency depth of 1.
- **Single-Turn Image Editing ( $t_{i,i,0,0}$ ):** This represents a standard editing task involving both a text query and a reference image, resulting in a modified image with no historical dependency.
- **Sequential Image Editing ( $t_{i,i1,1}$ ):** A standard single-step editing task is split into a two-turn dialogue. First, the user requests the original image (e.g., “Can you give me a photo of a golden retriever? I want to see it reading a book”). In the second turn, a targeted edit (e.g., “Add a red hat”) is issued. The model must retrieve the image generated in the first turn ( $i1$ ) to execute the edit, creating a dependency at a depth of 1.
- **Basic Subject-Driven Generation ( $t_{i,in,1}$  and  $t_{i,i1,1}$ ):** For subject composition, we synthesize multi-step dialogues. In  $t_{i,in,1}$ , we use `caption2query` twice to generate distinct subjects in consecutive turns (e.g., a white cat, then a golden retriever), followed by `drive.hs` to issue a composition command (e.g., “Draw them together”). Alternatively, for  $t_{i,i1,1}$ , we generate a single subject (e.g., a white cat) via `caption2query`, then employ `drive.i.h` to combine it with a newly uploaded image (e.g., “Put them together”).

### 3.4 Stage (b): Independent Single-turn Insertion

To equip the model with robust context tracking capabilities across noisy histories, we augment the dialogues from Stage (a) by inserting “distractor” turns (text-to-image, image understanding, or text chat). The core innovation lies in applying operations like `query2dep.q` to transform the user’s original query into a history-dependent instruction. This process elevates the dependency depth from 1 to  $n$ , forcing the model to filter out distractors and resolve long-range dependencies.

- **Long-Context Q&A-based Generation ( $t_{i,t1,n}$ ):** Originating from a  $t_{i,t1,1}$  sample, the implicit request (e.g., “Create one for me”) becomes ambiguous after distractor insertion. We employ `caption2QA.q.dep` to rewrite it into a specific instruction (e.g., “Generate the dog we discussed earlier”) that explicitly references the textual topic from  $n$  turns ago.
- **Long-Context Image Editing ( $t_{i,i1,n}$ ):** We insert distractors between the initial image generation and the editing request in a  $t_{i,i1,1}$  dialogue. Using `query2dep.q`, the ambiguous query (e.g., “Add a red hat”) is transformed into a specific, explicit instruction (e.g., “Add a red hat to the dog that is reading a book”). This forces the model to ignore intermediate distractors and accurately retrieve the specific visual context from a depth of  $n$ .
- **Long-Context Subject-Driven Generation ( $t_{i,in,n}$  and  $t_{i,i1,n}$ ):** For subject composition, we insert distractors before the final composition request. For  $t_{i,in,n}$ , `drive.hs.dep` expands a vague command (e.g., “Draw them together”) into a history-dependent query (e.g., “Draw the golden retriever lying on the table and the white cat lying on the open notebook together in the next image”), explicitly combining subjects from prior turns separated by distractors. Similarly, for  $t_{i,i1,n}$ , `drive.i.h.dep` combines a historical generated image with a user upload (e.g., “Draw the white cat lying on the open book together with this dog I uploaded”).

### 3.5 Stage (c): Interleaved Output Generation

The final stage evolves the model’s output from a single image ( $i$ ) to an interleaved text-and-image ( $ti$ ) format. Universally applied to the final turn of dialogues from Stages (a) and (b), we leverage operations like `Q.from.caption` and `A.from.caption` to generate a Q&A pair derived from the image of the final turn. The user’s final instruction (`<query-final>`) is augmented with the generated question (`<query-final><Q>`), training the model to produce a interleaved response: the requested image followed by the textual answer (`<image><A>`). This stage updates task signatures (e.g.,  $t_{i,0,0} \rightarrow t_{ti,0,0}$ ), seamlessly integrating visual generation into the textual dialogue flow.



---

## 4 Experiments

### 4.1 Training Details

**Stage 1: Conversational Tuning.** We use the pre-trained BAGEL [Deng et al. \(2025\)](#) checkpoint and conduct training for 15k steps, consuming approximately 30 billion tokens. During this stage, we adopt a uniform sampling strategy across all multi-turn data categories, updating all model parameters excluding the frozen VAE. The model is optimized using AdamW [Loshchilov & Hutter \(2017\)](#) with  $\beta_1 = 0.9$ ,  $\beta_2 = 0.95$ ,  $\epsilon = 1.0 \times 10^{-15}$ , zero weight decay, and a gradient norm clip of 1.0. The learning rate follows a 200-step warmup phase before remaining constant at  $2 \times 10^{-5}$ . We assign equal weights (1:1) to the CE and MSE losses. Unlike the original BAGEL training recipe, we disable EMA updates and directly utilize the online model as the final checkpoint. For efficient large-scale training, we leverage FSDP [Zhao et al. \(2023\)](#) with the HYBRID\_SHARD strategy (num\_shard=32), utilize Flex Attention [PyTorch Team \(2024\)](#), and employ sequence packing with lengths ranging from 61k to 64k per rank, with the diffusion timestep shift set to 1.0.

**Stage 2: Annealing.** We extend training for an additional 5k steps (10B tokens) while maintaining identical optimization hyperparameters. To enhance multimodal understanding, we incorporate image understanding data with a sampling ratio of 0.25. Simultaneously, to preserve text-based conversational abilities, we include text-only data with a ratio of 0.15. We reinforce foundational image generation capabilities by setting sampling ratios for single-turn text-to-image and image editing data to 0.5 and 1.0, respectively. Accordingly, we adjust the sampling ratios for all multi-turn tasks to 0.1 to retain the acquired stateful conversational abilities.

### 4.2 Evaluation Benchmarks

For multimodal understanding, we adopt six widely used benchmarks to form a comprehensive evaluation suite spanning perception, cognition, and complex reasoning. Specifically, we evaluate on MME [Yin et al. \(2024\)](#) and MMBench [Liu et al. \(2024b\)](#) for general multimodal capabilities, and MM-Vet [Yu et al. \(2023\)](#) to assess integrated visual-linguistic skills. To probe expert-level and mathematical reasoning, we employ MMMU [Yue et al. \(2024\)](#) and MathVista [Lu et al. \(2023\)](#), respectively. Additionally, we include MMVP [Tong et al. \(2024b\)](#) to specifically evaluate fine-grained visual perception patterns. Overall, these datasets enable a holistic evaluation of our model against state-of-the-art models across diverse multimodal understanding tasks.

For generative capabilities, we assess both text-to-image generation and instruction-guided image editing. We evaluate text-to-image generation performance on the GenEval [Ghosh et al. \(2023\)](#) benchmark, which systematically measures text-to-image alignment by assessing object-level compositional capabilities, such as object recall, spatial relationships, counting, and attribute binding. For image editing, we utilize GEdit-Bench [Liu et al. \(2025a\)](#) as our primary evaluation suite. Curated from authentic web-scraped user requests, GEdit-Bench mirrors practical editing needs and covers a diverse range of tasks. Following standard protocols, we report performance scores automatically evaluated by GPT-4.1 [OpenAI \(2025\)](#) to ensure an objective assessment of the model’s ability to follow editing instructions while maintaining visual fidelity.

### 4.3 Image Understanding

We evaluate ChatUMM’s core visual understanding capabilities on a wide range of benchmarks, including MME, MMBench, MMMU, MM-Vet, MathVista, and MMVP. The quantitative results are presented in [Table 2](#). ChatUMM delivers top-tier performance among open-source unified models [Chen et al. \(2025b\)](#); [Pan et al. \(2025\)](#); [Deng et al. \(2025\)](#), achieving 84.6 on MMBench, 53.8 on MMMU, 66.4 on MM-Vet, and 74.7 on MathVista. Crucially, our model performs strictly on par with, and in several cases surpasses, the powerful BAGEL (7B MoT) baseline [Deng et al. \(2025\)](#). ChatUMM maintains comparable scores on perception-heavy benchmarks (e.g., MME-P, MMVP) while exhibiting a slight improvement on reasoning-intensive benchmarks such as MathVista (+1.6). As shown in [Figure 5](#), these capabilities are further supported by qualitative examples. The model successfully handles diverse tasks, ranging from multi-step chart reasoning and celebrity recognition (e.g., Isaac Newton) to explaining visual humor and generating detailed image captions, demonstrating its robust visual understanding.

Table 2: **Comparison with state-of-the-arts on visual understanding benchmarks.** MME-S refers to the summarization of MME-P and MME-C. For MoE models, we report their activated params / total params. †: MetaQuery Pan et al. (2025) adopts the pre-trained model from Qwen2.5-VL Bai et al. (2025a) and freezes it during training. \*\*: Partial results are from by MetaMorph Tong et al. (2024a) or MetaQuery Pan et al. (2025). \*: We report the results without Chain-of-Thought.

Type	Model	# LLM Params	MME-P†	MME-S†	MMBench†	MMMU†	MM-Vet†	MathVista†	MMVP†
Und. Only	InternVL2 Chen et al. (2024c)	1.8B	1440	1877	73.2	34.3	44.6	46.4	35.3
	InternVL2.5 Chen et al. (2024b)	1.8B	-	2138	74.7	43.6	60.8	51.3	-
	Qwen2-VL Wang et al. (2024b)	1.5B	-	1872	74.9	41.1	49.5	43.0	-
	Qwen2.5-VL Bai et al. (2025a)	3B	-	2157	79.1	53.1	61.8	62.3	-
	BLIP-3 Xue et al. (2024)	4B	-	-	76.8	41.1	-	39.6	-
	LLava-OV Li et al. (2024)	7B	1580	-	80.8	48.8	57.5	63.2	-
	InternVL2 Chen et al. (2024c)	7B	1648	2210	81.7	49.3	54.2	58.3	51.3
	InternVL2.5 Chen et al. (2024b)	7B	-	2344	<u>84.6</u>	56.0	62.8	64.4	-
	Qwen2-VL Wang et al. (2024b)	7B	-	2327	83.0	54.1	62.0	58.2	-
	Qwen2.5-VL Bai et al. (2025a)	7B	-	2347	83.5	<u>58.6</u>	<u>67.1</u>	68.2	-
	Emu3-Chat** Wang et al. (2024c)	8B	1244	-	58.5	31.6	37.2	-	36.6
	Kimi-VL Kimi Team et al. (2025b)	2.8B/16B	-	-	-	<u>57.0</u>	66.7	68.7	-
	DeepSeek-VL2 Wu et al. (2024b)	4.1B/28B	-	-	-	51.1	60.0	62.8	-
Unified	Show-0512 Xie et al. (2024a)	1.3B	1097	-	-	26.7	-	-	-
	Janus Wu et al. (2025a)	1.5B	1338	-	69.4	30.5	34.3	-	-
	Janus-Pro Chen et al. (2025b)	1.5B	1444	-	75.5	36.3	39.8	-	-
	BAGEL Deng et al. (2025)	1.5B MoT	1610	2183	79.2	43.2	48.2	63.4	54.7
	ILLUME Wang et al. (2024a)	7B	1445	-	75.1	38.2	37.0	-	-
	VILA-U** Wu et al. (2024a)	7B	1336	-	66.6	32.2	27.7	-	22.0
	Chameleon** Chameleon Team (2024)	7B	-	-	35.7	28.4	8.3	-	0.0
	Janus-Pro Chen et al. (2025b)	7B	1567	-	79.2	41.0	50.0	-	-
	MetaQuery-XL† Pan et al. (2025)	7B	<u>1685</u>	-	83.5	<b>58.6</b>	66.6	-	-
	LlamaFusion** Shi et al. (2024)	8B	1604	-	72.1	41.7	-	-	-
	MetaMorph Tong et al. (2024a)	8B	-	-	75.2	41.8	-	-	48.3
	SEED-X Ge et al. (2024)	13B	1457	-	70.1	35.6	43.0	-	-
	TokenFlow-XL Qu et al. (2025)	13B	1546	-	68.9	38.7	40.7	-	-
	MUSE-VL Xie et al. (2024b)	32B	-	-	81.8	50.1	-	55.9	-
	BAGEL Deng et al. (2025)	7B MoT	<b>1687</b>	<b>2388</b>	<b>85.0</b>	<b>53.7*</b>	<b>67.2</b>	<u>73.1</u>	<b>69.3</b>
<b>ChatUMM (Ours)</b>		7B MoT	<u>1685</u>	<u>2382</u>	<u>84.6</u>	53.8*	66.4	<u>74.7</u>	<u>68.7</u>

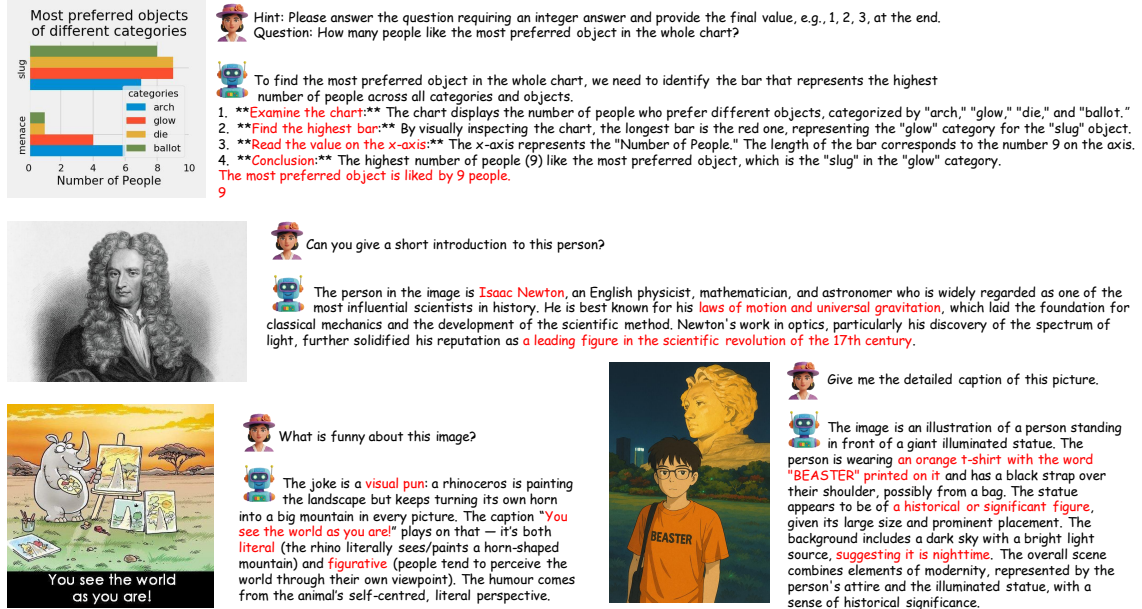


Figure 5: **Qualitative examples of multimodal understanding capabilities.** ChatUMM demonstrates versatility in diverse tasks, including chart interpretation and reasoning, celebrity recognition with knowledge retrieval, explanation of visual humor, and detailed image captioning.

Table 3: **Evaluation of text-to-image generation ability on GenEval benchmark.** ‘Gen. Only’ stands for an image generation model, and ‘Unified’ denotes a model that has both understanding and generation capabilities. † refers to the methods using the LLM rewriter.

Type	Model	Single Obj.	Two Obj.	Counting	Colors	Position	Color Attri.	Overall↑
Gen. Only	PixArt- $\alpha$ Chen et al. (2024a)	0.98	0.50	0.44	0.80	0.08	0.07	0.48
	SDv2.1 Rombach et al. (2022)	0.98	0.51	0.44	0.85	0.07	0.17	0.50
	DALL-E 2 Ramesh et al. (2022)	0.94	0.66	0.49	0.77	0.10	0.19	0.52
	Emu3-Gen Wang et al. (2024c)	0.98	0.71	0.34	0.81	0.17	0.21	0.54
	SDXL Podell et al. (2023)	0.98	0.74	0.39	0.85	0.15	0.23	0.55
	DALL-E 3 Betker et al. (2023)	0.96	0.87	0.47	0.83	0.43	0.45	0.67
	SD3-Medium Esser et al. (2024)	0.99	0.94	0.72	0.89	0.33	0.60	0.74
	FLUX.1-dev† Black Forest Labs (2024)	0.98	0.93	0.75	0.93	0.68	0.65	0.82
Unified	Chameleon Chameleon Team (2024)	-	-	-	-	-	-	0.39
	LWM Liu et al. (2024a)	0.93	0.41	0.46	0.79	0.09	0.15	0.47
	SEED-X Ge et al. (2024)	0.97	0.58	0.26	0.80	0.19	0.14	0.49
	TokenFlow-XL Qu et al. (2025)	0.95	0.60	0.41	0.81	0.16	0.24	0.55
	ILLUME Wang et al. (2024a)	0.99	0.86	0.45	0.71	0.39	0.28	0.61
	Janus Wu et al. (2025a)	0.97	0.68	0.30	0.84	0.46	0.42	0.61
	Transfusion Zhou et al. (2024)	-	-	-	-	-	-	0.63
	Emu3-Gen† Wang et al. (2024c)	0.99	0.81	0.42	0.80	0.49	0.45	0.66
	Show-o Xie et al. (2024a)	0.98	0.80	0.66	0.84	0.31	0.50	0.68
	Janus-Pro-7B Chen et al. (2025b)	0.99	0.89	0.59	0.90	0.79	0.66	0.80
	MetaQuery-XL† Pan et al. (2025)	-	-	-	-	-	-	0.80
	BAGEL† Deng et al. (2025)	0.98	0.95	0.84	0.95	0.78	0.77	<b>0.88</b>
	<b>ChatUMM (Ours)†</b>	<b>0.99</b>	<b>0.96</b>	<b>0.79</b>	<b>0.92</b>	<b>0.69</b>	<b>0.77</b>	<b>0.85</b>

Imagine a picture of an expansive, modern open-plan living and dining space at night, with light-toned wood plank flooring and off-white walls. The dining area features a white rectangular table set for six, accompanied by sage green dishware and a vase of pampas grass. The living area features a powder-blue sofa set on a striped rug, a black, cylindrical wood-burning stove with a glowing fire on a glass hearth, and a wall-mounted television. The room is illuminated by the warm glow of two fringed, dome-shaped pendant lights hanging from a high ceiling, while the large glass doors look out into the night.



目标是渲染一张具有齐白石艺术风格的照片，背景为米白色。画面中一只大公鸡以单腿独立，身体由湿润宽大的墨迹构成，尾羽的笔触则更显劲健。它有鲜红的鸡冠和肉垂，黄色的喙。在它旁边的浅褐色河岸下是淡蓝色溪流，其中有两条灰色的小鱼，它们有着长长的触须，水面泛着淡淡的涟漪，水中和岸边还散落着光滑的黑色石头。




图像生成请求：一张全景照片，从正后方看，一个穿着黑色长款大衣、黑色裤子和黑鞋的人站在光滑的灰色地砖上，抬头仰望一根巨大的圣诞树。树上布满深绿色的针叶、无数暖白色串灯、大的哑光红球和小的亮金色球。树的中央有哥特式字体、带金色闪光纹理的“Merry Christmas”立体字样，“Merry”在“Christmas”的上方。树下方的红色垫子上，有大量用红色和金色纸张包装的礼物盒，以及一些绿色装饰性小灌木，背景是现代建筑和远处模糊的人影。



Can you synthesize a luxurious Gilt-style scene depicting an East Asian woman? She has jet-black hair in a coiled bun and wears a sleeveless black cheongsam featuring a high mandarin collar, gold piping, and intricate gold floral embroidery. Behind her, against a deep-red wall and under an ornate roof eave, a massive, gleaming golden Chinese dragon sculpture coils, its head with an open mouth positioned over her shoulder. The scene is filled with countless glowing golden bokeh orbs drifting over a weathered grey stone pavement.



下一张生成的照片是一幅完整的、宁静的冬日雪景。前景是洁白松软的粉雪覆盖的缓坡，坡上左侧和右侧都有高大的针叶树，枝条上堆积着厚厚的雪。视线越过前景的雪坡，可以看到山谷中更密集的森林，以及背景中更为陡峭、锯齿状的雪山山脉，山顶刺入淡蓝色的天空。天空中还有几缕卷云。明亮而柔和的阳光从右侧照亮整个场景，突显了雪的质感，并在地面上投下柔和的长影。如何学习滑雪？



学习滑雪可以遵循以下步骤，这是一个循序渐进的过程：

- 准备工作：**
  - 选择合适的装备：租用或购买一套合脚的滑雪服、防水滑雪裤、防水保暖的雪靴、滑雪板、雪杖和头盔。头盔是保护头部安全的必需品。
  - 了解基本规则：学习滑雪场的规则，如何使用缆车、如何看懂雪道标志（如绿道、蓝道、黑道）等。
- 寻找专业指导：**这是最关键的一步。对于初学者，强烈建议参加滑雪场提供的初学者课程（通常是“绿道滑雪课”）。专业的教练会教你正确的姿势、如何安全地摔倒、如何使用雪杖，并在你练习时提供即时反馈。
- 从基础开始练习：**在教练的指导下，首先在平缓的“绿线”雪道上练习。
  - 学会如何站立和保持平衡：双脚与肩同宽，膝盖弯曲，重心放低。
  - 练习“V”字形滑行：通过交替弯曲内侧滑雪板来“画”出“V”，这是控制速度和方向的基础。
  - 在雪道末端安全地停止。
- 循序渐进，增加难度：**当你能在绿道上熟练滑行后，可以尝试更平缓一些的“蓝线”或“黑点”雪道。不断重复练习，直到你对滑雪的基本感觉和控制自如为止。
- 安全第一：**始终佩戴头盔和护目镜。了解如何正确地滑雪坡侧面倒下以保护自己。滑雪时要保持专注，注意观察周围环境，避免与他人碰撞。

Figure 6: **Qualitative examples of text-to-image.** ChatUMM excels at generating high-fidelity images across various styles, such as photorealistic interiors, traditional Chinese paintings, and Gilt-style portraits. It accurately renders specific text elements (e.g., “Merry Christmas”) and lighting details described in long, detailed prompts. Notably, the bottom example highlights the interleaved generation capability: the model generates a snowy landscape and provides a step-by-step skiing tutorial in response to the user’s request.



Table 4: **Comparison on GEdit-Bench.** All metrics are reported as higher-is-better ( $\uparrow$ ).  $G\_SC$ ,  $G\_PQ$ , and  $G\_O$  refer to the metrics evaluated by GPT-4.1.

Type	Model	GEdit-Bench-EN (Full set) $\uparrow$			GEdit-Bench-CN (Full set) $\uparrow$		
		G.SC	G.PQ	G.O	G.SC	G.PQ	G.O
Private	Gemini 2.0 Google Gemini (2025)	6.73	6.61	6.32	5.43	6.78	5.36
	GPT-4o Hurst et al. (2024)	7.85	7.62	7.53	7.67	7.56	7.30
Open-source	Instruct-Pix2Pix Brooks et al. (2023)	3.58	5.49	3.68	-	-	-
	MagicBrush Zhang et al. (2023)	4.68	5.66	4.52	-	-	-
	AnyEdit Yu et al. (2025)	3.18	5.82	3.21	-	-	-
	OmniGen Xiao et al. (2025)	5.96	5.89	5.06	-	-	-
	Step1X-Edit Liu et al. (2025a)	7.09	6.76	6.70	7.20	6.87	6.86
	BAGEL Deng et al. (2025)	7.36	6.83	6.52	7.34	6.85	6.50
	ChatUMM (Ours)	7.69	7.21	6.95	7.40	7.24	6.73

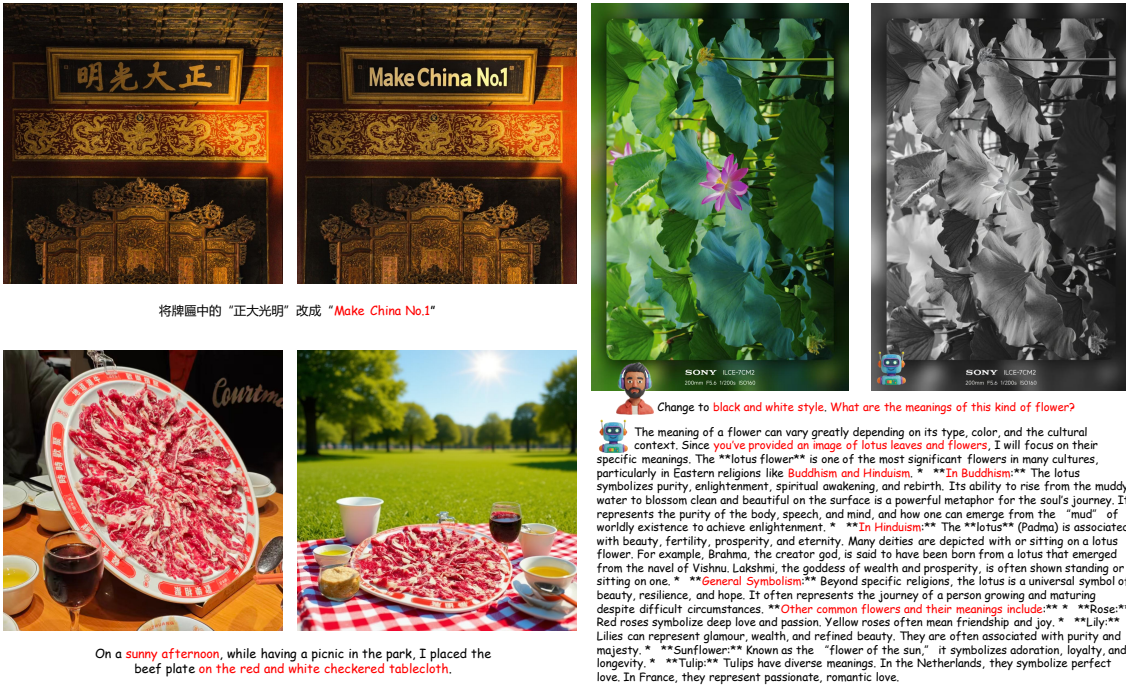


Figure 7: **Qualitative examples of instruction-guided image editing.** ChatUMM performs precise text replacement within images and integrates objects into scenes. Notably, the right example showcases the model’s interleaved generation capability: it executes a style transfer while simultaneously explaining the cultural meaning of the flower in the provided image.

#### 4.4 Image Generation

To assess text-to-image generation quality, we evaluate ChatUMM on the GenEval benchmark, which systematically measures the alignment between generated images and textual prompts covering diverse attributes like object count, spatial relationships, and color accuracy. As shown in Table 3, ChatUMM achieves an overall score of **0.85**, substantially outperforming unified baselines like Janus-Pro-7B (+0.05) and MetaQuery-XL (+0.05). Notably, it also exceeds the performance of specialist generation models, surpassing SD3-Medium by **0.11** and even FLUX.1-dev by **0.03**. We show qualitative results in Figure 6. The model accurately renders specific text elements and handles diverse styles, ranging from photorealistic interiors and traditional Chinese paintings to Gilt-style portraits. Furthermore, the bottom example highlights the interleaved generation capability, where the model generates a snowy landscape followed by a step-by-step skiing tutorial. These results provide strong evidence of the superior image generation capabilities of ChatUMM.

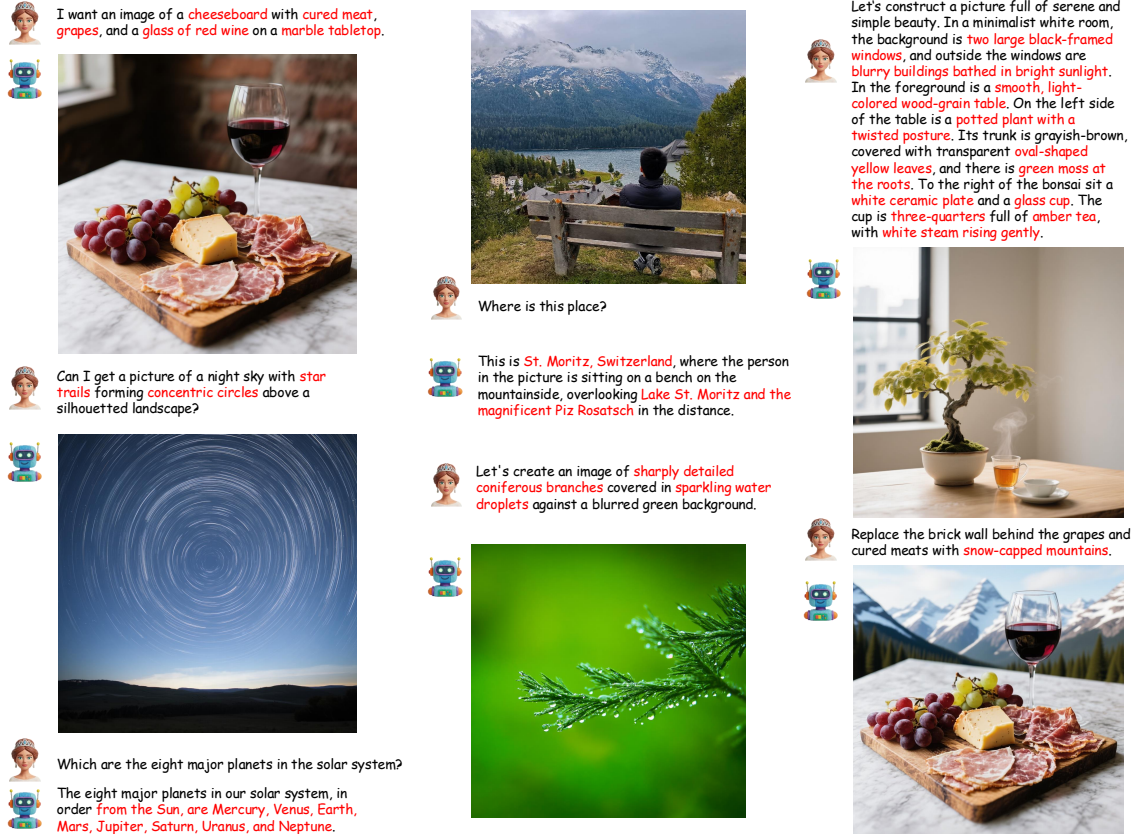


Figure 8: **Example of robust multi-turn capabilities.** ChatUMM seamlessly interleaves diverse tasks, including image generation, visual reasoning, and factual Q&A, within a continuous conversational flow. The final turn highlights its long-range image editing capability: the model executes the instruction via accurate retrieval of the initial image across multiple “distractor” turns.

#### 4.5 Image Editing

We evaluate the instruction-guided image editing capabilities on the GEdit-Bench benchmark. As detailed in Table 4, ChatUMM establishes a new state-of-the-art for open-source unified models, outperforming the baseline BAGEL on both English and Chinese sets. Specifically, on the English split, it achieves an overall score ( $G_O$ ) of **6.95**, exceeding BAGEL by **0.43** and the proprietary Gemini 2.0 by **0.63**. Crucially, it also surpasses the editing specialist Step1X-Edit by **0.25** in this setting. Qualitative examples in Figure 7 demonstrate precise object integration and text replacement. Notably, it exhibits interleaved generation capabilities, such as executing style transfer while simultaneously interpreting visual content. This confirms the effectiveness of ChatUMM in handling various image editing tasks through robust instruction following.

### 5 Conclusion

In this work, we present ChatUMM, a conversational unified model that breaks the single-turn paradigm to enable interleaved multimodal generation. Through our interleaved multi-turn training strategy and systematic data synthesis pipeline, ChatUMM demonstrates robust context tracking and accurate intent disambiguation. Extensive evaluations confirm that our model achieves state-of-the-art performance in visual understanding and editing, maintains high fidelity in text-to-image generation, and exhibits superior robustness in complex dialogue scenarios.

Looking forward, we identify key directions to further advance conversational unified models. First, while ChatUMM validates the feasibility of the unified architecture for sustained, multi-turn interactions, closing the gap with commercial agent-based systems (e.g., GPT-4o) will require scaling model parameters and integrating more complex reasoning data. Second, to address the computational costs associated with the dual-encoder design, developing a “unified tokenizer” that effectively captures high-level semantics and preserves low-level visual details without compromising inference efficiency remains a critical direction for future research. Ultimately, ChatUMM serves as a foundational step, offering a strong baseline for the community to explore fluid, end-to-end multimodal interactions beyond the limitations of current tool-use frameworks.





Figure 9: **Basic multi-turn interactions.** **Top:** The model ensures subject consistency during editing. **Middle:** Context-aware generation from text history (left) and merging prior subjects into a single scene (right). **Bottom:** An interleaved sequence of knowledge retrieval, generation, and editing.

第一张图：一位骑士。细节：全身板甲（银色），手握长剑，眼神坚毅，写实主义风格，环境是城堡一角。



第二张图：一位公主。细节：丝绸连衣裙（粉色），头戴钻石皇冠，金色卷发，童话风格，环境是皇家花园。



第三张图：把骑士转换成16位像素艺术风格。



第四张图：把骑士变成骷髅战士。




第五张图：把骑士的背景改成夜晚的城堡和月光。



The goal is to generate an image of a woman from the waist up, slightly off-center. She has dark brown straight hair with bangs, wears a light grey face mask and a beige cardigan, and her head is tilted back sharply, gazing upwards.



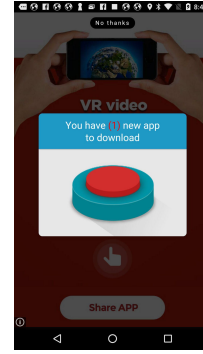
I'm looking for an image of a young East Asian man with short, spiky black hair and a dark grey zip-up hoodie. He's standing on train tracks under a large metal truss bridge, with warm sunset light illuminating his right side.



Can you render a scene featuring a mummy skeleton with a wood-grained texture, partially wrapped in frayed bandages, sitting upright in a dark stone sarcophagus? Its right hand is raised towards a light beam, surrounded by a flurry of pastel chalk pieces, and the sarcophagus rim is smudged with colorful chalk dust.



Give me an image of a man with his hands in his pockets, standing on a reflective blue floor and looking out a large window. The view is an urban landscape under a dramatic orange and red sunset, all rendered with the vibrant, textured brushstrokes of Fauvism.



How many new applications are there to download?

There is 1 new application to download.

I'd like to see the young man who was standing on the train tracks in front of the truss bridge, and the woman with straight hair and bangs who was wearing a beige V-neck cardigan. Place them together in an orchard during a harvest festival. The man should be guiding the woman through a VR device, and they should be surrounded by swirling holograms. What are the functions of VR devices?



VR (Virtual Reality) devices have a variety of functions, primarily centered around creating immersive, simulated environments. Key functions include:

1. **Immersive Entertainment:** This is the most popular function. VR provides an immersive gaming experience, allowing players to feel physically present in the game world. It's also used for watching 360-degree videos and movies in a virtual cinema.
2. **Education and Training:** VR allows for realistic and safe simulations. Pilots can practice flying, surgeons can rehearse complex operations, and technicians can learn to repair machinery without real-world risks or high costs.
3. **Social Interaction:** Social VR platforms (like VRChat or Meta Horizon Worlds) enable users to create avatars, interact with others in virtual spaces, attend events, and play games together, regardless of their physical location.
4. **Design and Visualization:** Architects, engineers, and designers use VR to create and explore virtual prototypes of buildings, cars, or products. This allows them to walk through a design and make adjustments before any physical construction begins.
5. **Healthcare and Therapy:** In medicine, VR is used for pain management, physical rehabilitation, and treating psychological disorders like PTSD, anxiety, and phobias through controlled exposure therapy.
6. **Virtual Tourism and Exploration:** Users can visit famous landmarks, explore museums, or even travel to distant planets from the comfort of their homes, making travel accessible to everyone.

Figure 10: **Advanced multi-turn dialogues.** **Left:** Targeted subject editing. The model correctly edits the “Knight” from the first turn, effectively bypassing the unrelated “Princess” generated in the second turn to perform history-dependent editing. **Right:** Long-range subject-driven generation. The model combines two characters from the initial turns, effectively filtering out a sequence of “distractor” turns (e.g., Mummy, Fauvism painting) to execute the final composition.



---

## References

- Shuai Bai, Keqin Chen, Xuejing Liu, Jialin Wang, Wenbin Ge, Sibao Song, Kai Dang, Peng Wang, Shijie Wang, Jun Tang, et al. Qwen2. 5-vl technical report. *arXiv preprint arXiv:2502.13923*, 2025a.
- Sule Bai, Mingxing Li, Yong Liu, Jing Tang, Haoji Zhang, Lei Sun, Xiangxiang Chu, and Yansong Tang. Univg-r1: Reasoning guided universal visual grounding with reinforcement learning. *arXiv preprint arXiv:2505.14231*, 2025b.
- James Betker, Gabriel Goh, Li Jing, Tim Brooks, Jianfeng Wang, Linjie Li, Long Ouyang, Juntang Zhuang, Joyce Lee, Yufei Guo, et al. Improving image generation with better captions. *Computer Science*. <https://cdn.openai.com/papers/dall-e-3.pdf>, 2(3):8, 2023.
- Black Forest Labs. Flux. <https://github.com/black-forest-labs/flux>, 2024.
- Tim Brooks, Aleksander Holynski, and Alexei A Efros. Instructpix2pix: Learning to follow image editing instructions. In *CVPR*, pp. 18392–18402, 2023.
- ByteDance Seed. Doubao ai. <https://www.doubao.com/>, 2024.
- Chameleon Team. Chameleon: Mixed-modal early-fusion foundation models. *arXiv preprint arXiv:2405.09818*, 2024.
- Jiuhai Chen, Zhiyang Xu, Xichen Pan, Yushi Hu, Can Qin, Tom Goldstein, Lifu Huang, Tianyi Zhou, Saining Xie, Silvio Savarese, et al. Blip3-o: A family of fully open unified multimodal models-architecture, training and dataset. *arXiv preprint arXiv:2505.09568*, 2025a.
- Junsong Chen, Chongjian Ge, Enze Xie, Yue Wu, Lewei Yao, Xiaozhe Ren, Zhongdao Wang, Ping Luo, Huchuan Lu, and Zhenguo Li. Pixart- $\sigma$ : Weak-to-strong training of diffusion transformer for 4k text-to-image generation. In *ECCV*, pp. 74–91, 2024a.
- Xiaokang Chen, Zhiyu Wu, Xingchao Liu, Zizheng Pan, Wen Liu, Zhenda Xie, Xingkai Yu, and Chong Ruan. Janus-pro: Unified multimodal understanding and generation with data and model scaling. *arXiv preprint arXiv:2501.17811*, 2025b.
- Zhe Chen, Weiyun Wang, Yue Cao, Yangzhou Liu, Zhangwei Gao, Erfei Cui, Jinguo Zhu, Shenglong Ye, Hao Tian, Zhaoyang Liu, et al. Expanding performance boundaries of open-source multimodal models with model, data, and test-time scaling. *arXiv preprint arXiv:2412.05271*, 2024b.
- Zhe Chen, Weiyun Wang, Hao Tian, Shenglong Ye, Zhangwei Gao, Erfei Cui, Wenwen Tong, Kongzhi Hu, Jiapeng Luo, Zheng Ma, et al. How far are we to gpt-4v? closing the gap to commercial multimodal models with open-source suites. *Science China Information Sciences*, 67(12):220101, 2024c.
- Wenxun Dai, Ling-Hao Chen, Jingbo Wang, Jinpeng Liu, Bo Dai, and Yansong Tang. Motionlcm: Real-time controllable motion generation via latent consistency model. In *ECCV*, pp. 390–408, 2024.
- Chaorui Deng, Deyao Zhu, Kunchang Li, Chenhui Gou, Feng Li, Zeyu Wang, Shu Zhong, Weihao Yu, Xiaonan Nie, Ziang Song, et al. Emerging properties in unified multimodal pretraining. *arXiv preprint arXiv:2505.14683*, 2025.
- Runpei Dong, Chunrui Han, Yuang Peng, Zekun Qi, Zheng Ge, Jinrong Yang, Liang Zhao, Jianjian Sun, Hongyu Zhou, Haoran Wei, et al. Dreamllm: Synergistic multimodal comprehension and creation. *arXiv preprint arXiv:2309.11499*, 2023.
- Patrick Esser, Sumith Kulal, Andreas Blattmann, Rahim Entezari, Jonas Müller, Harry Saini, Yam Levi, Dominik Lorenz, Axel Sauer, Frederic Boesel, et al. Scaling rectified flow transformers for high-resolution image synthesis. In *ICML*, 2024.
- Yuying Ge, Sijie Zhao, Ziyun Zeng, Yixiao Ge, Chen Li, Xintao Wang, and Ying Shan. Making llama see and draw with seed tokenizer. *arXiv preprint arXiv:2310.01218*, 2023.
- Yuying Ge, Sijie Zhao, Jinguo Zhu, Yixiao Ge, Kun Yi, Lin Song, Chen Li, Xiaohan Ding, and Ying Shan. Seed-x: Multimodal models with unified multi-granularity comprehension and generation. *arXiv preprint arXiv:2404.14396*, 2024.

- 
- Dhruba Ghosh, Hannaneh Hajishirzi, and Ludwig Schmidt. Geneval: An object-focused framework for evaluating text-to-image alignment. *NeurIPS*, pp. 52132–52152, 2023.
- Google Gemini. Experiment with gemini 2.0 flash native image generation. <https://developers.googleblog.com/en/experiment-with-gemini-20-flash-native-image-generation/>, 2025.
- Aaron Hurst, Adam Lerer, Adam P Goucher, Adam Perelman, Aditya Ramesh, Aidan Clark, AJ Ostrow, Akila Welihinda, Alan Hayes, Alec Radford, et al. Gpt-4o system card. *arXiv preprint arXiv:2410.21276*, 2024.
- Kimi Team, Yifan Bai, Yiping Bao, Guanduo Chen, Jiahao Chen, Ningxin Chen, Ruijue Chen, Yanru Chen, Yuankun Chen, Yutian Chen, et al. Kimi k2: Open agentic intelligence. *arXiv preprint arXiv:2507.20534*, 2025a.
- Kimi Team, Angang Du, Bohong Yin, Bowei Xing, Bowen Qu, Bowen Wang, Cheng Chen, Chenlin Zhang, Chenzhuang Du, Chu Wei, et al. Kimi-vl technical report. *arXiv preprint arXiv:2504.07491*, 2025b.
- Bo Li, Yuanhan Zhang, Dong Guo, Renrui Zhang, Feng Li, Hao Zhang, Kaichen Zhang, Peiyuan Zhang, Yanwei Li, Ziwei Liu, et al. Llava-onevision: Easy visual task transfer. *arXiv preprint arXiv:2408.03326*, 2024.
- Chao Liao, Liyang Liu, Xun Wang, Zhengxiong Luo, Xinyu Zhang, Wenliang Zhao, Jie Wu, Liang Li, Zhi Tian, and Weilin Huang. Mogao: An omni foundation model for interleaved multi-modal generation. *arXiv preprint arXiv:2505.05472*, 2025.
- Bin Lin, Zongjian Li, Xinhua Cheng, Yuwei Niu, Yang Ye, Xianyi He, Shenghai Yuan, Wangbo Yu, Shaodong Wang, Yunyang Ge, et al. Uniworld: High-resolution semantic encoders for unified visual understanding and generation. *arXiv preprint arXiv:2506.03147*, 2025.
- Yaron Lipman, Ricky TQ Chen, Heli Ben-Hamu, Maximilian Nickel, and Matt Le. Flow matching for generative modeling. *arXiv preprint arXiv:2210.02747*, 2022.
- Hao Liu, Wilson Yan, Matei Zaharia, and Pieter Abbeel. World model on million-length video and language with blockwise ringattention. *arXiv preprint arXiv:2402.08268*, 2024a.
- Shiyu Liu, Yucheng Han, Peng Xing, Fukun Yin, Rui Wang, Wei Cheng, Jiaqi Liao, Yingming Wang, Honghao Fu, Chunrui Han, et al. Step1x-edit: A practical framework for general image editing. *arXiv preprint arXiv:2504.17761*, 2025a.
- Yong Liu, Zhuoyan Luo, Yicheng Xiao, Yitong Wang, Shuyan Li, Xiu Li, Yujiu Yang, and Yansong Tang. Semantic-assisted object clustering for multi-modal referring video segmentation. *PAMI*, 2025b.
- Yuan Liu, Haodong Duan, Yuanhan Zhang, Bo Li, Songyang Zhang, Wangbo Zhao, Yike Yuan, Jiaqi Wang, Conghui He, Ziwei Liu, et al. Mmbench: Is your multi-modal model an all-around player? In *ECCV*, pp. 216–233, 2024b.
- Ilya Loshchilov and Frank Hutter. Decoupled weight decay regularization. *arXiv preprint arXiv:1711.05101*, 2017.
- Pan Lu, Hritik Bansal, Tony Xia, Jiacheng Liu, Chunyuan Li, Hannaneh Hajishirzi, Hao Cheng, Kai-Wei Chang, Michel Galley, and Jianfeng Gao. Mathvista: Evaluating mathematical reasoning of foundation models in visual contexts. *arXiv preprint arXiv:2310.02255*, 2023.
- OpenAI. Introducing gpt-4.1 in the api. <https://openai.com/index/gpt-4-1/>, 2025.
- Xichen Pan, Satya Narayan Shukla, Aashu Singh, Zhuokai Zhao, Shlok Kumar Mishra, Jialiang Wang, Zhiyang Xu, Jiuhai Chen, Kunpeng Li, Felix Juefei-Xu, et al. Transfer between modalities with metaqueries. *arXiv preprint arXiv:2504.06256*, 2025.
- Dustin Podell, Zion English, Kyle Lacey, Andreas Blattmann, Tim Dockhorn, Jonas Müller, Joe Penna, and Robin Rombach. Sdxl: Improving latent diffusion models for high-resolution image synthesis. *arXiv preprint arXiv:2307.01952*, 2023.
- PyTorch Team. Flexattention: The flexibility of pytorch with the performance of flashattention. <https://pytorch.org/blog/flexattention/>, 2024.

- 
- Liao Qu, Huichao Zhang, Yiheng Liu, Xu Wang, Yi Jiang, Yiming Gao, Hu Ye, Daniel K Du, Zehuan Yuan, and Xinglong Wu. Tokenflow: Unified image tokenizer for multimodal understanding and generation. In *CVPR*, pp. 2545–2555, 2025.
- Aditya Ramesh, Prafulla Dhariwal, Alex Nichol, Casey Chu, and Mark Chen. Hierarchical text-conditional image generation with clip latents. *arXiv preprint arXiv:2204.06125*, 2022.
- Robin Rombach, Andreas Blattmann, Dominik Lorenz, Patrick Esser, and Björn Ommer. High-resolution image synthesis with latent diffusion models. In *CVPR*, pp. 10684–10695, 2022.
- Weijia Shi, Xiaochuang Han, Chunting Zhou, Weixin Liang, Xi Victoria Lin, Luke Zettlemoyer, and Lili Yu. Lmfusion: Adapting pretrained language models for multimodal generation. *arXiv preprint arXiv:2412.15188*, 2024.
- Quan Sun, Qiying Yu, Yufeng Cui, Fan Zhang, Xiaosong Zhang, Yueze Wang, Hongcheng Gao, Jingjing Liu, Tiejun Huang, and Xinlong Wang. Emu: Generative pretraining in multimodality. *arXiv preprint arXiv:2307.05222*, 2023.
- Quan Sun, Yufeng Cui, Xiaosong Zhang, Fan Zhang, Qiying Yu, Yueze Wang, Yongming Rao, Jingjing Liu, Tiejun Huang, and Xinlong Wang. Generative multimodal models are in-context learners. In *CVPR*, pp. 14398–14409, 2024.
- Shengbang Tong, David Fan, Jiachen Zhu, Yunyang Xiong, Xinlei Chen, Koustuv Sinha, Michael Rabbat, Yann LeCun, Saining Xie, and Zhuang Liu. Metamorph: Multimodal understanding and generation via instruction tuning. *arXiv preprint arXiv:2412.14164*, 2024a.
- Shengbang Tong, Zhuang Liu, Yuexiang Zhai, Yi Ma, Yann LeCun, and Saining Xie. Eyes wide shut? exploring the visual shortcomings of multimodal llms. In *CVPR*, pp. 9568–9578, 2024b.
- Michael Tschanen, Alexey Gritsenko, Xiao Wang, Muhammad Ferjad Naeem, Ibrahim Alabdulmohsin, Nikhil Parthasarathy, Talfan Evans, Lucas Beyer, Ye Xia, Basil Mustafa, et al. Siglip 2: Multilingual vision-language encoders with improved semantic understanding, localization, and dense features. *arXiv preprint arXiv:2502.14786*, 2025.
- Chunwei Wang, Guansong Lu, Junwei Yang, Runhui Huang, Jianhua Han, Lu Hou, Wei Zhang, and Hang Xu. Illume: Illuminating your llms to see, draw, and self-enhance. *arXiv preprint arXiv:2412.06673*, 2024a.
- Linqing Wang, Ximing Xing, Yiji Cheng, Zhiyuan Zhao, Jiale Tao, Qixun Wang, Ruihuang Li, Comi Chen, Xin Li, Mingrui Wu, Xincheng Deng, Chunyu Wang, and Qinglin Lu. Promptenhancer: A simple approach to enhance text-to-image models via chain-of-thought prompt rewriting. *arXiv preprint:2509.04545*, 2025.
- Peng Wang, Shuai Bai, Sinan Tan, Shijie Wang, Zhihao Fan, Jinze Bai, Keqin Chen, Xuejing Liu, Jialin Wang, Wenbin Ge, et al. Qwen2-vl: Enhancing vision-language model’s perception of the world at any resolution. *arXiv preprint arXiv:2409.12191*, 2024b.
- Xinlong Wang, Xiaosong Zhang, Zhengxiong Luo, Quan Sun, Yufeng Cui, Jinsheng Wang, Fan Zhang, Yueze Wang, Zhen Li, Qiying Yu, et al. Emu3: Next-token prediction is all you need. *arXiv preprint arXiv:2409.18869*, 2024c.
- Chengyue Wu, Xiaokang Chen, Zhiyu Wu, Yiyang Ma, Xingchao Liu, Zizheng Pan, Wen Liu, Zhenda Xie, Xingkai Yu, Chong Ruan, et al. Janus: Decoupling visual encoding for unified multimodal understanding and generation. In *CVPR*, pp. 12966–12977, 2025a.
- Chenyuan Wu, Pengfei Zheng, Ruirui Yan, Shitao Xiao, Xin Luo, Yueze Wang, Wanli Li, Xiyan Jiang, Yexin Liu, Junjie Zhou, et al. Omnigen2: Exploration to advanced multimodal generation. *arXiv preprint arXiv:2506.18871*, 2025b.
- Yecheng Wu, Zhuoyang Zhang, Junyu Chen, Haotian Tang, Dacheng Li, Yunhao Fang, Ligeng Zhu, Enze Xie, Hongxu Yin, Li Yi, et al. Vila-u: a unified foundation model integrating visual understanding and generation. *arXiv preprint arXiv:2409.04429*, 2024a.
- Zhiyu Wu, Xiaokang Chen, Zizheng Pan, Xingchao Liu, Wen Liu, Damai Dai, Huazuo Gao, Yiyang Ma, Chengyue Wu, Bingxuan Wang, et al. Deepseek-vl2: Mixture-of-experts vision-language models for advanced multimodal understanding. *arXiv preprint arXiv:2412.10302*, 2024b.



- 
- Shitao Xiao, Yueze Wang, Junjie Zhou, Huaying Yuan, Xingrun Xing, Ruiran Yan, Chaofan Li, Shuting Wang, Tiejun Huang, and Zheng Liu. Omnigen: Unified image generation. In *CVPR*, pp. 13294–13304, 2025.
- Jinheng Xie, Weijia Mao, Zechen Bai, David Junhao Zhang, Weihao Wang, Kevin Qinghong Lin, Yuchao Gu, Zhijie Chen, Zhenheng Yang, and Mike Zheng Shou. Show-o: One single transformer to unify multimodal understanding and generation. *arXiv preprint arXiv:2408.12528*, 2024a.
- Jinheng Xie, Zhenheng Yang, and Mike Zheng Shou. Show-o2: Improved native unified multimodal models. *arXiv preprint arXiv:2506.15564*, 2025.
- Rongchang Xie, Chen Du, Ping Song, and Chang Liu. Muse-vl: Modeling unified vlm through semantic discrete encoding. *arXiv preprint arXiv:2411.17762*, 2024b.
- Le Xue, Manli Shu, Anas Awadalla, Jun Wang, An Yan, Senthil Purushwalkam, Honglu Zhou, Viraj Prabhu, Yutong Dai, Michael S Ryoo, et al. xgen-mm (blip-3): A family of open large multimodal models. *arXiv preprint arXiv:2408.08872*, 2024.
- An Yang, Baosong Yang, Beichen Zhang, Binyuan Hui, Bo Zheng, Bowen Yu, Chengyuan Li, Dayiheng Liu, Fei Huang, Haoran Wei, Huan Lin, Jian Yang, Jianhong Tu, Jianwei Zhang, Jianxin Yang, Jiaxi Yang, Jingren Zhou, Junyang Lin, Kai Dang, Keming Lu, Keqin Bao, Kexin Yang, Le Yu, Mei Li, Mingfeng Xue, Pei Zhang, Qin Zhu, Rui Men, Runji Lin, Tianhao Li, Tingyu Xia, Xingzhang Ren, Xuancheng Ren, Yang Fan, Yang Su, Yichang Zhang, Yu Wan, Yuqiong Liu, Zeyu Cui, Zhenru Zhang, and Zihan Qiu. Qwen2.5 technical report. *arXiv preprint arXiv:2412.15115*, 2024.
- Ling Yang, Ye Tian, Bowen Li, Xincheng Zhang, Ke Shen, Yunhai Tong, and Mengdi Wang. Mmada: Multimodal large diffusion language models. *arXiv preprint arXiv:2505.15809*, 2025.
- Zhao Yang, Jiaqi Wang, Yansong Tang, Kai Chen, Hengshuang Zhao, and Philip HS Torr. Lavt: Language-aware vision transformer for referring image segmentation. In *CVPR*, pp. 18155–18165, 2022.
- Xubing Ye, Yukang Gan, Xiaoke Huang, Yixiao Ge, and Yansong Tang. Voco-llama: Towards vision compression with large language models. In *CVPR*, pp. 29836–29846, 2025.
- Shukang Yin, Chaoyou Fu, Sirui Zhao, Ke Li, Xing Sun, Tong Xu, and Enhong Chen. A survey on multimodal large language models. *National Science Review*, pp. nwae403, 2024.
- Qifan Yu, Wei Chow, Zhongqi Yue, Kaihang Pan, Yang Wu, Xiaoyang Wan, Juncheng Li, Siliang Tang, Hanwang Zhang, and Yueting Zhuang. Anyedit: Mastering unified high-quality image editing for any idea. In *CVPR*, pp. 26125–26135, 2025.
- Weihao Yu, Zhengyuan Yang, Linjie Li, Jianfeng Wang, Kevin Lin, Zicheng Liu, Xinchao Wang, and Lijuan Wang. Mm-vet: Evaluating large multimodal models for integrated capabilities. *arXiv preprint arXiv:2308.02490*, 2023.
- Xiang Yue, Yuansheng Ni, Kai Zhang, Tianyu Zheng, Ruoyi Liu, Ge Zhang, Samuel Stevens, Dongfu Jiang, Weiming Ren, Yuxuan Sun, et al. Mmmu: A massive multi-discipline multimodal understanding and reasoning benchmark for expert agi. In *CVPR*, pp. 9556–9567, 2024.
- Kai Zhang, Lingbo Mo, Wenhui Chen, Huan Sun, and Yu Su. Magicbrush: A manually annotated dataset for instruction-guided image editing. *NeurIPS*, pp. 31428–31449, 2023.
- Yanli Zhao, Andrew Gu, Rohan Varma, Liang Luo, Chien-Chin Huang, Min Xu, Less Wright, Hamid Shojanazeri, Myle Ott, Sam Shleifer, et al. Pytorch fsdp: experiences on scaling fully sharded data parallel. *arXiv preprint arXiv:2304.11277*, 2023.
- Chunting Zhou, Lili Yu, Arun Babu, Kushal Tirumala, Michihiro Yasunaga, Leonid Shamis, Jacob Kahn, Xuezhe Ma, Luke Zettlemoyer, and Omer Levy. Transfusion: Predict the next token and diffuse images with one multi-modal model. *arXiv preprint arXiv:2408.11039*, 2024.