

Not All Layers Need Tuning: Selective Layer Restoration Recovers Diversity

Bowen Zhang¹ Meiyi Wang¹ Harold Soh^{1,2}

Abstract

Post-training improves instruction-following and helpfulness of large language models (LLMs) but often reduces generation diversity, which leads to repetitive outputs in open-ended settings, a phenomenon known as mode collapse. Motivated by evidence that LLM layers play distinct functional roles, we hypothesize that mode collapse can be localized to specific layers and that restoring a carefully chosen range of layers to their pre-trained weights can recover diversity while maintaining high output quality. To validate this hypothesis and decide which layers to restore, we design a proxy task—Constrained Random Character (CRC)—with an explicit validity set and a natural diversity objective. Results on CRC reveal a clear diversity–validity trade-off across restoration ranges and identify configurations that increase diversity with minimal quality loss. Based on these findings, we propose Selective Layer Restoration (SLR), a training-free method that restores selected layers in a post-trained model to their pre-trained weights, yielding a hybrid model with the same architecture and parameter count, incurring no additional inference cost. Across three different tasks (creative writing, open-ended question answering, and multi-step reasoning) and three different model families (Llama, Qwen, and Gemma), we find SLR can consistently and substantially improve output diversity while maintaining high output quality.

1. Introduction

Post-training, including instruction tuning (Wei et al., 2021; Sanh et al., 2021) and RLHF (Ouyang et al., 2022), is a double-edged sword. It improves output quality (e.g., instruction adherence and helpfulness) in large language

¹Department of Computer Science, National University of Singapore, Singapore ²Smart Systems Institute, National University of Singapore, Singapore. Correspondence to: Bowen Zhang <bowenzhang@comp.nus.edu.sg>.

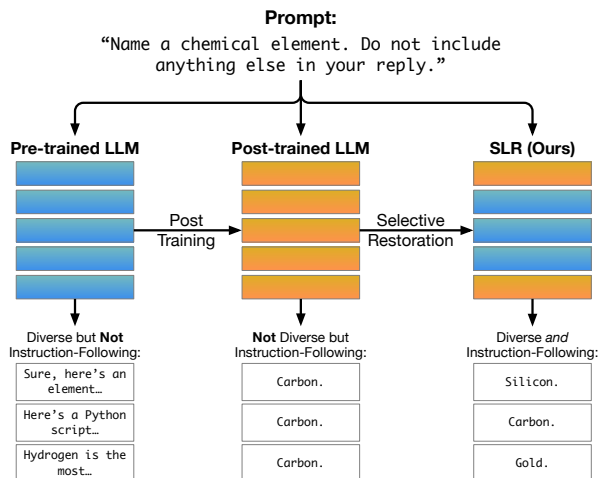


Figure 1. Pre-trained LLMs are diverse but have weak instruction-following ability, leading to low-quality responses. Post-trained LLMs show strong instruction adherence and high output quality but suffer from mode collapse. Selective layer restoration (SLR) restores the diverse modes existing in pre-trained LLMs while maintaining high output quality.

models (LLMs), but is also observed to induce mode collapse (Kirk et al., 2023; O’Mahony et al., 2024); the post-trained model assigns disproportionately high probability mass to a narrow range of responses (the “mode”) among many valid alternatives. This leads to a *reduced output diversity* and is undesirable in settings where multiple distinct responses are valued (e.g., creative writing, open-ended question answering, and reasoning), thereby limiting their effectiveness in these applications.

Existing approaches to mitigating mode collapse can be grouped into three broad families: *decoding-based* (Nguyen et al., 2024; Basu et al., 2020; Tang et al., 2024), *prompt-based* (Zhang et al., 2025a; Ge et al., 2024; Summers-Stay et al., 2023), and *training-based* methods (Huang et al., 2025; Li et al., 2024b). Each comes with distinct limitations; decoding-based methods cannot recover diversity lost during post-training, prompt-based methods increase inference cost, and training-based methods require expensive retraining. In this work, we seek a method that (i) recovers diversity effectively, (ii) is computationally efficient during adaptation/training, and (iii) introduces no additional inference-time cost.

We draw on two empirical observations. First, LLM layers exhibit different functional roles (Meng et al., 2022; Tenney et al., 2019; Song et al., 2025) (e.g., factual associations tend to be localized to mid-depth layers (Meng et al., 2022)). Second, much of the model’s knowledge is acquired during pretraining, while post-training primarily steers which pretrained behaviors are expressed and can suppress others (catastrophic forgetting) (Kotha et al., 2024; Li et al., 2024a). Based on these findings, we hypothesize that the mode collapse induced by post-training may be localized to specific layers, and that **selectively restoring** a carefully chosen set of layers to their **pre-trained parameters** can recover output **diversity** while preserving high output **quality**.

To test our hypothesis and make it actionable, we reduce it to a concrete selection problem: *which layers should be restored?* We cast this as a *diversity–quality* constrained optimization problem, where the objective is to maximize output diversity while maintaining output quality above a minimum threshold.

This setup entails solving two challenges. As posed, the general problem involves searching over arbitrary subsets of layers, which is a large combinatorial search-space. We make the problem tractable by restoring a *contiguous interval* of layers. A second issue is that directly estimating diversity and quality for each candidate restoration interval on complex downstream tasks (such as creative writing) would be expensive and difficult, especially for “quality” which is often noisy or subjective. To address this, we introduce a simple proxy task, **CRC** (Constrained Random Character): random digit and letter generation under strict output constraints (e.g., “Generate a random number in the range [0, 5]”). On CRC, both diversity and quality are naturally and unambiguously defined, enabling efficient exploration of restoration intervals and guiding the choice of layers to restore. The proxy serves two purposes—it provides evidence that selective restoration can recover diversity with limited quality loss, thus supporting our layer-localization hypothesis, and it guides the choice of layers to restore for downstream tasks.

Guided by this proxy, we propose **Selective Layer Restoration (SLR)**, which constructs a hybrid model by restoring a chosen interval of layers in a post-trained LLM to their pre-trained parameters. SLR directly meets our desiderata since it is **training-free** (operating directly on existing checkpoints), **computationally efficient**, and **keeps inference cost unchanged** (it preserves the architecture and parameter count). We evaluate SLR on three downstream tasks that require both diversity and quality—creative writing, open-ended question answering, and multi-step reasoning—and across three model families (Qwen (Team et al., 2024b), Gemma (Team et al., 2024a), and Llama (Grattafiori et al., 2024)). Across these settings, we find consistent and sub-

stantial output diversity gains while maintaining high output quality. Moreover, we further show that SLR is complementary to decoding- and prompt-based methods, yielding additional gains when combined. Finally, we conduct ablation studies to confirm the importance of CRC-guided restoration interval selection.

In summary, our paper makes the following contributions:

- SLR, a simple yet effective training-free weight-space intervention that restores an interval of layers in a post-trained LLM to their pre-trained parameters, without changing architecture or additional inference cost. It is also complementary to common decoding- and prompt-based diversity interventions.
- CRC, a proxy task with an explicit validity set and natural diversity objective. CRC provides evidence for our layer-localization hypothesis and guides the selection of restoration intervals.
- Empirical evidence that demonstrates the effectiveness of SLR across three downstream tasks and three model families.

More broadly, our findings support a modular view of post-trained LLMs. In particular, post-training does not affect all layers equally and the behaviors associated with mode collapse appear to be localized to specific layers. Our work shows that desirable properties of pre-trained models like diversity can be recovered by targeted interventions.

2. Related Work

In this section, we summarize related work on mode collapse in post-trained LLMs, existing mitigation strategies, layer-wise functional roles in transformer models, and model merging techniques. These lines of research provide the context and motivation for our approach.

Mode Collapse in Post-trained LLMs It is widely observed that post-trained LLMs suffer from mode collapse, have significantly lower output diversity compared to their pre-trained counterparts (Kirk et al., 2023; O’Mahony et al., 2024; Xiao et al., 2025). Mode collapse is often attributed to factors such as KL-regularized optimization used in RLHF (Xiao et al., 2025) and bias in the post-training data (Zhang et al., 2025a). Broadly, post-training can be viewed as steering the pretrained distribution toward responses favored by supervision or preference data, thereby concentrating probability mass on a subset of already-plausible modes and suppressing others (Kotha et al., 2024; Song et al., 2025).

Mitigating Mode Collapse. Existing methods to mitigate mode collapse can be categorized into three families: (i)

Decoding-based methods work by increasing stochasticity (increasing temperature (Renze, 2024)), truncating the distribution by different cutoff thresholds (Nguyen et al., 2024; Tang et al., 2024), or using heuristics like controlling output perplexity (Basu et al., 2020). Since they do not directly alter the model parameters, they are limited in recovering behaviors that may be suppressed during post-training. (ii) Prompt-based methods rely on hand-crafted prompt templates to directly modify the input, e.g., explicitly requesting multiple distinct answers (Zhang et al., 2025a), enforcing different perspectives (Ge et al., 2024). However, their effectiveness is sensitive to the prompt wording and task context, and the increased prompt length will increase the inference cost. (iii) Training-based methods modify post-training methods to explicitly encourage diversity, e.g., via objective design (Huang et al., 2025; Li et al., 2024b), data collection strategies (Song et al., 2024). Such approaches require re-training and careful tuning, often with non-trivial computational and data cost. In contrast, SLR operates directly in weight space on existing checkpoints, improving diversity without additional training or inference-time overhead.

Functional Roles of LLM layers. Prior works (Tenney et al., 2019; Meng et al., 2022; Song et al., 2025) suggest that transformer-based LLMs exhibit depth-dependent functional specialization. It is found that earlier layers correlate more with surface/lexical and local syntactic features, and deeper layers more with higher-level semantics (Tenney et al., 2019; Song et al., 2025). Complementing this, model editing work provides more causal evidence of localization: e.g., ROME and related analyses (Meng et al., 2022) identify that knowledge storage and retrieval can be localized to mid-depth layers, and modifying them can effectively edit the knowledge stored in the LLMs. Together, these findings motivate our hypothesis that mode collapse may also be localized to specific LLM layers.

Model Merging. Model merging combines checkpoints in weight space without changing the architecture or increasing per-token inference cost. A common approach is (optionally weighted) parameter averaging across checkpoints (Wortsman et al., 2022; Yu et al., 2024; Davari & Belilovsky, 2024), and related work studies other merging operators that combine models at a finer granularity, such as editing or stitching subsets of layers or sub-layer components to transfer or compose capabilities (Wortsman et al., 2022; Yu et al., 2024; Davari & Belilovsky, 2024; Hu et al., 2025; Bandarkar et al., 2024). Although much of this literature focuses on combining multiple post-trained or task-specialized checkpoints (“experts”) (Wortsman et al., 2022; Yu et al., 2024; Davari & Belilovsky, 2024), some recent studies explore merging a post-trained model with its pre-trained counterpart and observe trade-offs between quality and diversity (Hu et al., 2025). In our work, SLR per-

forms structured restoration between a post-trained model and its pre-trained counterpart with the explicit goal of improving the diversity–quality trade-off, and uses CRC to guide which components to merge.

3. Methodology

This section presents our primary contribution, SLR, a training-free method for mitigating mode collapse in post-trained LLMs by selectively restoring a contiguous interval of transformer layers to their pre-trained weights.

3.1. SLR: Selective Layer Restoration

Let M_{pre} denote a pre-trained language model and M_{post} its post-trained counterpart, sharing the same transformer architecture with N layers of transformer blocks. We write their layer stacks as

$$M_{\text{pre}} = \{L_0^{\text{pre}}, \dots, L_{N-1}^{\text{pre}}\}$$

$$M_{\text{post}} = \{L_0^{\text{post}}, \dots, L_{N-1}^{\text{post}}\}.$$

For any layer interval $0 \leq i \leq j \leq N-1$, define the hybrid model $M_{i:j}$ by replacing the corresponding post-trained layers with pre-trained layers:

$$M_{i:j} \triangleq R_{i:j}(M_{\text{post}}, M_{\text{pre}}),$$

$$L_k^{i:j} = \begin{cases} L_k^{\text{pre}}, & i \leq k \leq j, \\ L_k^{\text{post}}, & \text{otherwise.} \end{cases}$$

Given a task \mathcal{T} (e.g., creative writing), we associate each model M with a *quality* score $Q_{\mathcal{T}}(M)$ and a *diversity* score $D_{\mathcal{T}}(M)$. Selective Layer Restoration (SLR) therefore works by identifying the restoration interval (i, j) that maximizes diversity while maintaining quality above a threshold q_{\min} and constructs the hybrid model accordingly:

$$\max_{0 \leq i \leq j \leq N-1} D_{\mathcal{T}}(M_{i:j}) \quad \text{s.t.} \quad Q_{\mathcal{T}}(M_{i:j}) \geq q_{\min}.$$

3.2. CRC: Constrained Random Character

Directly solving the above problem on downstream tasks, such as creative writing, is challenging: evaluating Q and D requires multiple generations per prompt and expensive task-specific assessment. Instead, we design a simple proxy task, Constrained Random Character (CRC).

CRC is designed so that both diversity and quality are *unambiguous, discrete, and automatically measurable*. Each prompt specifies a finite valid output set and requires a *single-token answer* from that set. In this way, CRC avoids expensive sampling-based evaluation by directly using the model’s predicted distribution at the first generation step. We instantiate two families of constraints:

- **Digit constraints**, e.g., “Generate a random integer in the range [0, 5]. Do not include anything else in your reply.”, with valid set $\{0, 1, 2, 3, 4, 5\}$ and
- **Letter constraints**, e.g., “Generate a random letter from A to G (inclusive). Do not include anything else in your reply.”, with valid set $\{A, B, C, D, E, F, G\}$.

This construction removes semantic ambiguity. For each prompt, the set of valid outputs is explicitly known, and the valid set can be varied, enabling us to generate numerous prompts with different valid sets while using the same evaluation method. In practice, we construct 20 prompts for each constraint family by sampling over valid ranges, e.g., $[0, 5]$, $[1, 7]$.

Let D denote the set of prompts. For a prompt $x \in D$ with a valid token set $\mathcal{V}(x)$, let $p_M(\cdot | x)$ be the model’s next-token distribution at the *first generated position* (i.e., immediately after the input). We define the *quality* score as the probability mass assigned to valid outputs,

$$Q_x(M) \triangleq \sum_{v \in \mathcal{V}(x)} p_M(v | x)$$

and the average CRC quality score as,

$$Q_{\text{CRC}}(M) \triangleq \frac{1}{|D|} \sum_{x \in D} Q_x(M),$$

This measures strict instruction adherence under the constraint. Conditioned on producing a valid token, the induced distribution over valid outputs is

$$\tilde{p}_M(v | x) \triangleq \frac{p_M(v | x)}{\sum_{u \in \mathcal{V}(x)} p_M(u | x)} \quad \text{for } v \in \mathcal{V}(x),$$

and we define the *diversity* score as the entropy over valid outputs

$$D_x(M) \triangleq - \sum_{v \in \mathcal{V}(x)} \tilde{p}_M(v | x) \log \tilde{p}_M(v | x),$$

and the average CRC diversity score,

$$D_{\text{CRC}}(M) \triangleq \frac{1}{|\text{CRC}|} \sum_{x \in \text{CRC}} D_x(M).$$

Applying CRC using a naïve grid search over all possible interval configurations, i.e., $\frac{N(N-1)}{2}$ intervals given N layers, takes around 30 minutes, 45 minutes, and 1 hour for Llama, Qwen, and Gemma, respectively, on one single A100 GPU without batching. As such, using CRC as a proxy-task to optimize a good interval is computationally low-cost relative to training-based methods (finetuning a 7B model takes around 3 days (Huang et al., 2025)) and future work may look into optimizing this search.

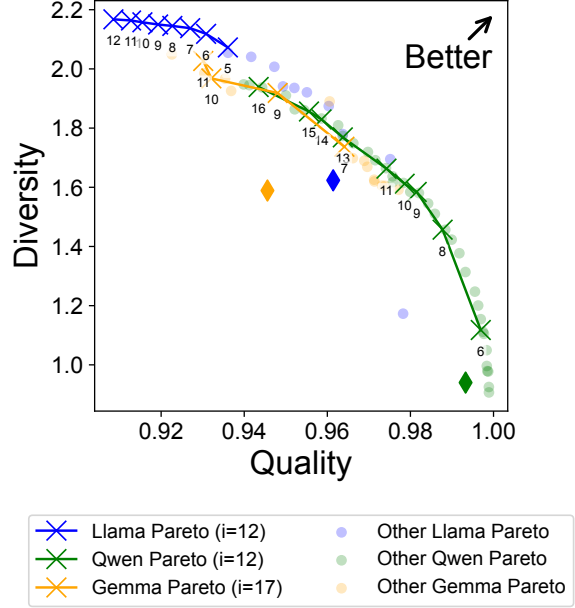


Figure 2. CRC trade-off landscape. Each point is a restoration interval $[i, j]$ (filtered to $Q_{\text{CRC}} \geq 0.9$) on the Pareto-front, plotted by quality Q_{CRC} (mean validity) and diversity D_{CRC} (mean entropy). The number next to each marker is the number of restored layers $\ell = j - i + 1$. Pareto frontiers are smooth, and along fixed-start slices, restoring more layers increases diversity at a gradual cost in validity; post-trained models (diamonds \diamond) sit at high-validity/low-diversity.

3.3. CRC Proxy Analysis

Figure 2 summarizes the CRC proxy trade-off across three models: Llama3.1-8B, Qwen2.5-7B, and Gemma2-9B (restricted to intervals with $Q_{\text{CRC}} \geq 0.9$ for clarity). For each model, we plot the (empirical) Pareto-front of contiguous restoration intervals $[i, j]$ (faded points). The post-trained models (diamonds) sit at the high-quality / lower-diversity end of the proxy landscape, which shows substantial headroom for increasing diversity while remaining within a high-quality regime. Interestingly, none of the post-trained models are on the Pareto-front for the CRC task. We observe a smooth diversity-quality trade-off where intervals with higher mean entropy over the valid set also exhibit lower mean validity; this indicates that restoring more pre-trained blocks increases diversity at the cost of constraint compliance.

To make the relationship between number of restored layers and diversity-quality trade-off, we highlight fixed-start slices (Llama/Qwen: $i=12$; Gemma: $i=17$) and connect the corresponding Pareto-optimal intervals in increasing end index j . Along each slice, increasing the number of restored blocks $\ell = j - i + 1$ produces a largely monotone trajectory—diversity increases steadily while validity degrades gradually.

We therefore use CRC to choose a single restoration interval per model by maximizing proxy diversity subject to a minimum validity threshold. In practice, we impose a model-specific quality constraint to limit quality degradation to the post-trained model

$$Q_{\text{CRC}}(M_{i:j}) \geq q_{\min} \triangleq 0.9 \cdot Q_{\text{CRC}}(M_{\text{post}}).$$

Among intervals satisfying this constraint, we select the one with the highest proxy diversity. This yields restoration intervals of [12, 17] for Llama, [12, 27] for Qwen, and [17, 27] for Gemma, which we use in all downstream experiments.

4. Experiments

Here, we conduct experiments to answer the following research questions: Q1: Can SLR improve output diversity with minimal loss of quality? Q2: Does SLR generalize across model families? Q3: Does CRC-guided interval selection matter for downstream tasks? Q4: Is SLR complementary to decoding and prompt-based methods?

4.1. Experimental Setup

Tasks. We evaluate settings that require both output diversity and output quality:

- **Creative Writing:** We follow (Zhang et al., 2025a) and evaluate on three benchmarks: poem, story, and joke generation. We use the same datasets as (Zhang et al., 2025a), where each benchmark contains 100 prompts. For each prompt, we sample 32 generations.
- **Open-ended QA:** We use the adapted CoverageQA (Wong et al., 2024) benchmark provided by (Zhang et al., 2025a), which contains 40 open-ended questions with a wide range of valid answers (e.g., “Name a national park in the United States.”). For each prompt, we sample 128 generations.
- **Reasoning:** We construct a model-family-specific subset of GSM8K (Cobbe et al., 2021), a grade school level math reasoning benchmark, consisting of questions that the corresponding M_{post} fails under greedy decoding, thus requiring exploration. For each model family, we sample 100 such questions, and for each question, we sample 64 generations.

SLR Models. We evaluate SLR across three models from different families: Llama-3.1-8B (Grattafiori et al., 2024), Qwen-2.5-7B (Team et al., 2024b), and Gemma-2-9B (Team et al., 2024a) (we will denote them as Llama, Qwen, and Gemma for simplicity). For each model, we use a *pre-trained* model M_{pre} and a corresponding *post-trained* model M_{post} (same architecture and layer count), and apply SLR by restoring a contiguous interval of transformer layers of M_{post} back to their pretrained parameters. The restoration

interval is obtained as discussed in Section 3 ([12, 17] for Llama, [12, 27] for Qwen, and [17, 27] for Gemma).

Baselines. We compare SLR against the post-trained model, M_{post} , and *Model Soup* (Wortsman et al., 2022), a strong weight-space baseline based on model souping (weighted parameter averaging) between M_{pre} and M_{post} :

$$M_{\alpha} \triangleq \alpha M_{\text{pre}} + (1 - \alpha) M_{\text{post}}.$$

To make the comparison fair, we tune the mixing coefficient α on CRC using the same proxy objective (diversity–quality trade-off) with grid search over $\alpha \in \{0.00, 0.05, \dots, 1.00\}$ (step size 0.05) and evaluate the resulting *Proxy-Soup* model on all downstream tasks ($\alpha = 0.85/0.50/0.90$ for Llama, Qwen, and Gemma, respectively).

We do not include training-based diversity methods as baselines, since they require additional retraining and access to post-training pipelines/data, whereas SLR is a training-free intervention. To isolate the effect of weight-space interventions, we also hold decoding and prompting fixed across all methods. We separately study composability with representative decoding and prompt-based diversity interventions in Section 4.3 and Section 4.4.

Decoding and Prompting. We use min- p sampling (Nguyen et al., 2024), a state-of-the-art sampling method, with $p_{\text{base}} = 0.1$ in all experiments and hold decoding fixed across methods to isolate the effect of weight-space interventions. Min- p is an adaptive sampling method that provides a stable exploration strategy by filtering extremely low-probability tokens while avoiding overly aggressive truncation. In our main experiments, we use temperature $T = 1$ throughout. For prompting, we use the plain instructions from each dataset and format them using the model’s default chat template (as provided by the tokenizer), which we keep fixed across all methods; we do not perform additional prompt engineering. We fix all other decoding hyperparameters across methods as well, including maximum generation length and stopping criteria. For more details, please refer to the appendix A.1.

Evaluation metrics. Since quality and diversity manifest differently across settings, we use task-appropriate metrics.

- **Creative Writing:** Following Zhang et al. (2025a), we quantify diversity with $1 - \bar{s}$ where \bar{s} is the mean pairwise cosine similarity of text embeddings (generated using Qwen3-Embedding-8B (Zhang et al., 2025b), a state-of-the-art open-source embedding model) across the 32 samples per prompt and averaged over prompts. To evaluate output quality, we use Gemini-2.5-Pro (Cohan et al., 2025) as the judge model, following the

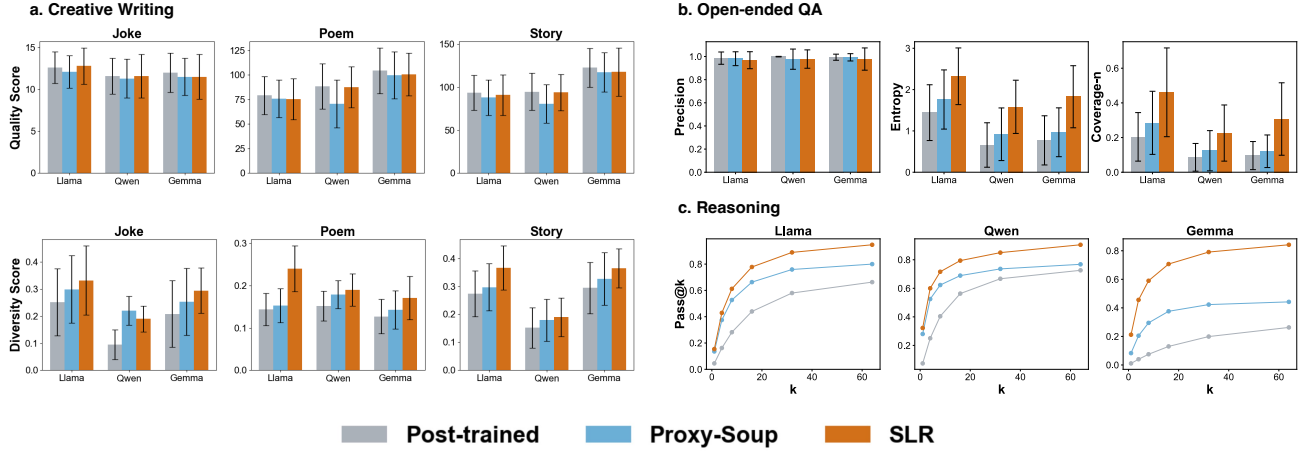


Figure 3. Main experiment results. We compare the post-trained model, Proxy-soup, and SLR across Llama, Qwen, and Gemma on creative writing, open-ended QA, and reasoning. (a) **Creative writing results:** top row shows quality (LLM-judge score) and bottom row shows diversity (embedding-based dissimilarity) (b) **Open-ended QA results:** quality is measured by precision, while diversity is measured by the entropy over correct answers and Coverage- n (fraction of unique correct answers generated). (c) **Reasoning results:** Pass@ k as a function of the sampling budget k . Overall, SLR with the CRC-guided interval selection consistently improves diversity with minimal quality loss and yields higher Pass@ k across k on all model families, *providing affirmative answers to our research questions Q1 to Q3*.

same rubrics as Zhang et al. (2025a). See the appendix A.2 for the concrete evaluation prompts and rubrics used.

- **Open-Ended QA:** We notice that the reference answer lists in CoverageQA are not surface-form exhaustive (e.g., they may omit aliases or near-equivalent variants). To robustly evaluate correctness, we use an LLM-based canonicalization step with Gemini-2.5-Pro similar to Zhang & Soh (2024); given the question, the dataset’s set of correct answers, and a model-generated response, we ask an LLM judge to map the response to one of the provided correct answers if it is semantically equivalent, and to return None otherwise. Since the valid answer set is finite, we measure diversity using (i) entropy of the distribution over the generated correct answers and (ii) coverage- n , the proportion of unique correct answers generated at least once. We measure quality using precision, i.e., the fraction of generations that can be mapped to any reference answer.
- **Reasoning:** We report pass@ k as the primary metric, since it reflects both quality and the benefits of diversity and exploration; we use $k \in \{1, 4, 8, 16, 32, 64\}$.

4.2. Main Results and Analysis

We present the main results and findings in this section. Full tables, additional analyses, and qualitative examples are provided in Appendix B.

Creative Writing. The bar charts in Figure 3.a summarize the quality and diversity scores obtained by SLR on the three creative writing benchmarks against the baselines. The full

results can be found in Table 1. Across all three model families and all three benchmarks, *SLR consistently improves diversity at comparable quality*. In terms of diversity, SLR achieves the largest gains in nearly all settings (with the exception of joke generation for Qwen), with particularly clear improvements on longer-form generation (poem and story), where post-trained models tend to produce semantically repetitive samples. Crucially, these diversity gains (on average +42.5% across models and tasks) come with only minor changes in quality (on average -2.1%): SLR’s judged quality remains close to the post-trained reference across Llama, Qwen, and Gemma, indicating that selective restoration can recover alternative modes without substantially degrading output quality. In contrast, the Proxy-Soup baseline typically delivers smaller diversity gains (on average +27.3%) and incurs more noticeable quality degradation (on average -6.0%), most prominently for Qwen on poem and story. Interestingly, we notice that the quality loss mainly comes from long-text generation, poem and story (-2.6% and -3.0% respectively). The same pattern is not observed in reasoning, which is also a relatively long-text generation task but requires more objective capabilities. This may be attributed to some loss of subjective preference-related behavior due to the weight restoration.

Open-ended QA. The results on Open-ended QA are summarized in the bar charts in Figure 3.b. The full results can be found in Table 3. *SLR substantially increases answer diversity (on average +112.7% in entropy and +169.5% in coverage- n) while preserving high quality (on average -1.8% in precision) across all three model families.* The

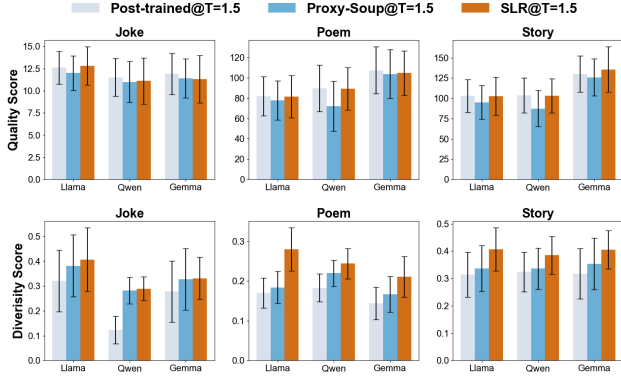


Figure 4. **Creative writing results at $T = 1.5$.** Top row: judge-based quality scores (higher is better). Bottom row: semantic embedding-based diversity score (higher is better). We compare the post-trained model, Proxy-soup, and SLR across three models on joke, poem, and story generation. Overall, the performance gain of SLR persists under higher-temperature settings.

change in precision is minimal relative to the post-trained model, indicating that SLR largely preserves correctness under the reference answer set. In contrast, both diversity metrics improve substantially with SLR: SLR yields the highest entropy over correctly generated answers and the largest coverage of distinct correct answers. The Proxy-Soup baseline provides only modest improvements in entropy and coverage compared to SLR, particularly for Qwen and Gemma, where SLR roughly doubles coverage relative to the post-trained model.

Reasoning. The line charts in Figure 3.c show Pass@ k on the GSM8K subsets where the post-trained model fails under greedy decoding, i.e., problems that require exploration to surface a correct solution. The full results can be found in Table 5. Across all three model families, SLR yields consistent gains for every $k \in \{1, 4, 8, 16, 32, 64\}$ over baselines; this indicates that proxy-guided restoration increases the probability of sampling a correct reasoning trace rather than only improving at a particular sampling budget. SLR improves both small- k and large- k performance (e.g., substantial gains in Pass@1 and sustained gains through Pass@64), implying that it makes exploration more efficient by shifting probability mass toward diverse but correct reasoning paths. In contrast, Proxy-Soup provides smaller gains than SLR across model families and k , suggesting that global parameter averaging is less effective for improving reasoning under sampling than the targeted layer restoration used by SLR.

4.3. Composability with Decoding (Temperature)

Decoding-based methods, such as increasing temperature, are a common way to encourage exploration without modifying model parameters. To test whether SLR is complementary to such decoding choices, we re-run evaluations on Creative Writing and Open-ended QA under a higher-

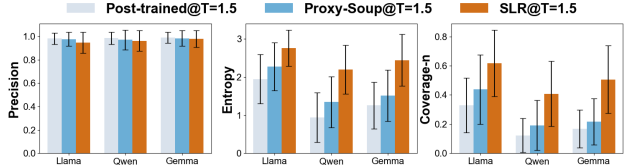


Figure 5. **Open-ended QA results at $T = 1.5$.** Quality is measured by precision (left; higher is better). Diversity is measured by the entropy of the distribution over *correct* generated answers (middle; higher is better) and coverage- n , the fraction of unique correct answers generated at least once (right; higher is better). We compare the post-trained model, Proxy-Soup, and SLR across the three models. Overall, the performance gain of SLR persists under higher-temperature settings.

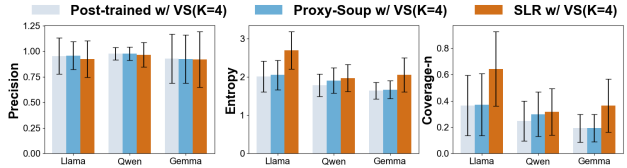


Figure 6. **Open-ended QA results with verbalized sampling ($K = 4$).** Quality is measured by precision (left; higher is better). Diversity is measured by the entropy of the distribution over *correct* generated answers (middle; higher is better) and coverage- n , the fraction of unique correct answers generated at least once (right; higher is better). We compare the post-trained model, Proxy-Soup, and SLR across the three models. Overall, the performance gain of SLR persists.

temperature setting ($T = 1.5$, which is the empirically suggested temperature for min-p (Nguyen et al., 2024)) for all methods (post-trained, Proxy-Soup, and SLR), while keeping everything else fixed.

Results. We summarize creative writing and open-ended QA results at $T = 1.5$ in Figure 4 and Figure 5. The full results can be found in Table 2 and Table 4. Within the higher-temperature results, the same qualitative pattern as in the main experiments persists: (i) SLR delivers the strongest and most consistent diversity improvements, (ii) The diversity gains come with only minor changes in the quality relative to the post-trained model. These results suggests that *temperature and SLR are complementary, providing an affirmative answer to research question Q4*: higher temperature broadens sampling from a fixed model distribution, while *SLR changes the underlying distribution itself, enabling the existing modes in the pre-trained model to be restored*.

4.4. Composability with Prompting (Verbalized Sampling)

Verbalized sampling (Zhang et al., 2025a) is a state-of-the-art prompt-based method to improve output diversity. It augments the prompt to explicitly request a probability distribution over a set of K responses in a JSON in the prompt.

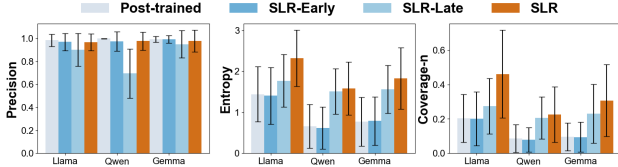


Figure 7. Ablation on interval choice (Open-ended QA). We compare proxy-guided SLR to restoring the same number of layers at the earliest (SLR-Early) or latest (SLR-Late) layers. SLR yields the best entropy and coverage while preserving high precision, showing that the interval choice matters.

To test whether SLR is complementary to such prompt-based methods, we re-run evaluations on Open-ended QA using the same verbalized sampling prompt template for all methods (post-trained, Proxy-Soup, and SLR) while keeping everything else unchanged. We generate $K = 4$ candidates per call and repeat the process $n = 32$ times, yielding the same $n \times K = 128$ total samples per prompt, same as our main experiments.

Results. Figure 6 shows that the main pattern persists under VS (full results in Table 6): *SLR achieves the highest diversity while preserving high precision across all three model families.*

These results support that *SLR and prompt-based methods like VS are complementary, again, supporting research question Q4: VS broadens the set of candidates exposed at the output level through prompting, whereas SLR modifies the underlying model distribution by restoring pretrained layers, making additional correct answer modes more likely to be expressed even under the same prompt-based diversification procedure.*

4.5. Ablation Study on CRC-guided selection

We test whether the gains of SLR depend on the proxy-guided choice of restoration interval, rather than just arising from restoring an arbitrary set of layers. For each SLR (proxy-guided) model that restores layer range $[i, j]$, we construct two ablation controls, SLR-Early and SLR-Late, that restore layers $[0, l - 1]$ and $[N - l, N - 1]$ respectively, where $l = j - i + 1$ (keeping the number of restored layers fixed).

Results. We summarize the results in Figure 7 (full results in Table 7). Across all three model families, the proxy-guided SLR interval yields the strongest diversity improvements, achieving the highest entropy and coverage in every case. Crucially, these gains do not arise from naive restorations: restoring an arbitrary block can be ineffective (SLR-Early, the performance is largely unchanged) or even degrade quality (SLR-Late, most notably for Qwen, where precision drops substantially). In contrast, SLR maintains high precision comparable to the post-trained model while

substantially increasing entropy and coverage, indicating that *the proxy-guided interval choice is essential for obtaining favorable diversity–quality trade-offs, confirming research question (iii) from a different perspective.*

5. Conclusion

In this work, we presented Selective Layer Restoration (SLR), a simple yet surprisingly effective training-free weight-space intervention for mitigating mode collapse in post-trained LLMs by restoring a contiguous interval of layers to their pre-trained parameters. We also introduced Constrained Random Character (CRC), a proxy task with an explicit validity set and a natural diversity objective that makes interval selection tractable and transferable.

Experiments across creative writing, open-ended question answering, and multi-step reasoning, and across three model families (Llama, Qwen, and Gemma), show that SLR consistently improves output diversity while maintaining high output quality, typically outperforming a proxy-tuned model-soup baseline. Moreover, SLR composes well with common decoding- and prompt-based diversification methods, yielding additional gains when combined.

At a higher level, the effectiveness of SLR reinforces two insights: (i) LLMs’ functionalities can be localized to specific components (Meng et al., 2022; Song et al., 2025), and (ii) much of the LLMs’ knowledge is acquired during pre-training and post-training primarily brings certain modes of behavior forward (Kirk et al., 2023; Li et al., 2024a; Wang & Zhou, 2024). SLR suggests that fine-grained weight-space interventions offer a promising path toward both improved control and a deeper understanding of the quality–diversity tradeoff induced by post-training.

Limitations and Future Work. Our work has several limitations that suggest directions for future research. First, we evaluated SLR only on ~ 7 – 9 B parameter models; it remains to be seen whether the CRC landscape and the transferability of proxy-guided restoration intervals persist at larger scales, where post-training dynamics and layer specialization may differ. Second, while we demonstrate composability with representative decoding and prompt-based interventions, a more comprehensive evaluation across temperature sweeps, alternative sampling and truncation schemes, and broader prompt-based methods would clarify where SLR provides the largest marginal gains. Finally, while our method restores entire layers, future work could explore more fine-grained weight-space interventions, such as layer-wise interpolation or sub-layer restoration (e.g., attention heads or FFNs), to enable finer control over the diversity–quality trade-off while preserving the training-free and inference-cost-neutral advantages of SLR.

Impact Statement

This paper introduces a training-free weight-space method that increases output diversity in post-trained large language models. By enabling a hybrid model to recover alternative generations without additional inference cost, we aim to improve LLM usefulness in open-ended applications where diverse responses are valuable.

Acknowledgements

This research / project is supported by the National Research Foundation, Singapore, under its Thematic Competitive Research Programme 2025 (NRF-T-CRP-2025-0003). The authors would also like to acknowledge support from Google.

References

- Bandarkar, L., Muller, B., Yuvraj, P., Hou, R., Singhal, N., Lv, H., and Liu, B. Layer swapping for zero-shot cross-lingual transfer in large language models. *arXiv preprint arXiv:2410.01335*, 2024.
- Basu, S., Ramachandran, G. S., Keskar, N. S., and Varshney, L. R. Miostat: A neural text decoding algorithm that directly controls perplexity. *arXiv preprint arXiv:2007.14966*, 2020.
- Cobbe, K., Kosaraju, V., Bavarian, M., Chen, M., Jun, H., Kaiser, L., Plappert, M., Tworek, J., Hilton, J., Nakano, R., Hesse, C., and Schulman, J. Training verifiers to solve math word problems. *arXiv preprint arXiv:2110.14168*, 2021.
- Comanici, G., Bieber, E., Schaekermann, M., Pasupat, I., Sachdeva, N., Dhillon, I., Blistein, M., Ram, O., Zhang, D., Rosen, E., et al. Gemini 2.5: Pushing the frontier with advanced reasoning, multimodality, long context, and next generation agentic capabilities. *arXiv preprint arXiv:2507.06261*, 2025.
- Davari, M. and Belilovsky, E. Model breadcrumbs: Scalable upcycling of finetuned foundation models via sparse task vectors merging. In *ICML 2024 Workshop on Foundation Models in the Wild*, 2024.
- Ge, T., Chan, X., Wang, X., Yu, D., Mi, H., and Yu, D. Scaling synthetic data creation with 1,000,000,000 personas. *arXiv preprint arXiv:2406.20094*, 2024.
- Grattafiori, A., Dubey, A., Jauhri, A., Pandey, A., Kadian, A., Al-Dahle, A., Letman, A., Mathur, A., Schelten, A., Vaughan, A., et al. The llama 3 herd of models. *arXiv preprint arXiv:2407.21783*, 2024.
- Hu, T., Minixhofer, B., and Collier, N. Navigating the alignment-calibration trade-off: A pareto-superior frontier via model merging. *arXiv preprint arXiv:2510.17426*, 2025.
- Huang, Y. et al. Diversity-aware policy optimization for large language model reasoning. *arXiv preprint arXiv:2505.23433*, 2025.
- Kirk, R., Mediratta, I., Nalmpantis, C., Luketina, J., Hambro, E., Grefenstette, E., and Raileanu, R. Understanding the effects of rlhf on llm generalisation and diversity. *arXiv preprint arXiv:2310.06452*, 2023.
- Kotha, S., Springer, J. M., and Raghunathan, A. Understanding catastrophic forgetting in language models via implicit inference. In *ICLR*, 2024. *arXiv:2309.10105*.
- Li, H., Ding, L., Fang, M., and Tao, D. Revisiting catastrophic forgetting in large language model tuning. *arXiv preprint arXiv:2406.04836*, 2024a.
- Li, Z. et al. Preserving diversity in supervised fine-tuning of large language models. *arXiv preprint arXiv:2408.16673*, 2024b.
- Meng, K., Bau, D., Andonian, A., and Belinkov, Y. Locating and editing factual associations in gpt. *NeurIPS*, 2022. *arXiv:2202.05262*.
- Nguyen, M. N., Baker, A., Neo, C., Roush, A., Kirsch, A., and Shwartz-Ziv, R. Turning up the heat: Min-p sampling for creative and coherent llm outputs. *arXiv preprint arXiv:2407.01082*, 2024.
- Ouyang, L., Wu, J., Jiang, X., Almeida, D., Wainwright, C., Mishkin, P., Zhang, C., Agarwal, S., Slama, K., Ray, A., et al. Training language models to follow instructions with human feedback. *Advances in neural information processing systems*, 35:27730–27744, 2022.
- O’Mahony, L., Grinsztajn, L., Schoelkopf, H., and Biderman, S. Attributing mode collapse in the fine-tuning of large language models. In *ICLR 2024 Workshop on Mathematical and Empirical Understanding of Foundation Models*, volume 2, 2024.
- Renze, M. The effect of sampling temperature on problem solving in large language models. In *Findings of the association for computational linguistics: EMNLP 2024*, pp. 7346–7356, 2024.
- Sanh, V., Webson, A., Raffel, C., Bach, S. H., Sutawika, L., Alyafeai, Z., Chaffin, A., Stiegler, A., Scao, T. L., Raja, A., et al. Multitask prompted training enables zero-shot task generalization. *arXiv preprint arXiv:2110.08207*, 2021.

- Song, F., Yu, B., Lang, H., Yu, H., Huang, F., Wang, H., and Li, Y. Scaling data diversity for fine-tuning language models in human alignment. *arXiv preprint arXiv:2403.11124*, 2024.
- Song, X., Wang, K., Li, P., Yin, L., and Liu, S. Demystifying the roles of llm layers in retrieval, knowledge, and reasoning. *arXiv preprint arXiv:2510.02091*, 2025.
- Summers-Stay, D., Voss, C. R., and Lukin, S. M. Brainstorm, then select: a generative language model improves its creativity score. In *The AAAI-23 Workshop on Creative AI Across Modalities*, 2023.
- Tang, C., Liu, J., Xu, H., and Huang, L. Top-n sigma: Not all logits are you need. *arXiv preprint arXiv:2411.07641*, 2024.
- Team, G., Riviere, M., Pathak, S., Sessa, P. G., Hardin, C., Bhupatiraju, S., Hussenot, L., Mesnard, T., Shahriari, B., Ramé, A., et al. Gemma 2: Improving open language models at a practical size. *arXiv preprint arXiv:2408.00118*, 2024a.
- Team, Q. et al. Qwen2 technical report. *arXiv preprint arXiv:2407.10671*, 2(3), 2024b.
- Tenney, I., Das, D., and Pavlick, E. Bert rediscovers the classical nlp pipeline. In *ACL*, 2019. *arXiv:1905.05950*.
- Wang, X. and Zhou, D. Chain-of-thought reasoning without prompting. *Advances in Neural Information Processing Systems*, 37:66383–66409, 2024.
- Wei, J., Bosma, M., Zhao, V. Y., Guu, K., Yu, A. W., Lester, B., Du, N., Dai, A. M., and Le, Q. V. Finetuned language models are zero-shot learners. *arXiv preprint arXiv:2109.01652*, 2021.
- Wong, J., Orlovskiy, Y., Luo, M., Seshia, S. A., and Gonzalez, J. E. Simplestrat: Diversifying language model generation with stratification. *arXiv preprint arXiv:2410.09038*, 2024.
- Wortsman, M., Ilharco, G., Gadre, S. Y., Roelofs, R., Gontijo-Lopes, R., Morcos, A. S., Namkoong, H., Farhadi, A., Carmon, Y., Kornblith, S., et al. Model soups: averaging weights of multiple fine-tuned models improves accuracy without increasing inference time. In *International conference on machine learning*, pp. 23965–23998. PMLR, 2022.
- Xiao, J., Li, Z., Xie, X., Getzen, E., Fang, C., Long, Q., and Su, W. J. On the algorithmic bias of aligning large language models with rlhf: Preference collapse and matching regularization. *Journal of the American Statistical Association*, (just-accepted):1–21, 2025.
- Yu, L., Yu, B., Yu, H., Huang, F., and Li, Y. Language models are super mario: Absorbing abilities from homologous models as a free lunch. In *Forty-first International Conference on Machine Learning*, 2024.
- Zhang, B. and Soh, H. Extract, define, canonicalize: An llm-based framework for knowledge graph construction. *arXiv preprint arXiv:2404.03868*, 2024.
- Zhang, J., Yu, S., Chong, D., Sicilia, A., Tomz, M. R., Manning, C. D., and Shi, W. Verbalized sampling: How to mitigate mode collapse and unlock llm diversity. *arXiv preprint arXiv:2510.01171*, 2025a.
- Zhang, Y., Li, M., Long, D., Zhang, X., Lin, H., Yang, B., Xie, P., Yang, A., Liu, D., Lin, J., et al. Qwen3 embedding: Advancing text embedding and reranking through foundation models. *arXiv preprint arXiv:2506.05176*, 2025b.

A. Experimental Details

A.1. Experiment Settings

Generation Hyperparameters. To ensure fairness and reproducibility, we fix the decoding parameters in our main experiments with a temperature of 1.0 and min-p sampling with $p_{base} = 0.1$. For creative writing and reasoning, the maximum output length is 4096 new tokens, while for open-ended QA, we limit to 64 tokens as the valid answers are all very short. In the temperature composability experiment, we only change the temperature to 1.5, leaving everything else unchanged. In the prompting composability experiment on open-ended QA, the temperature is set back to 1.0, and $K = 4$ responses are requested per call. Since the number of requested answers has increased, we also raised the maximum output length to 1024.

A.2. LLM-as-a-judge Settings

We follow (Zhang et al., 2025a) exactly for our LLM-as-a-judge setup, except we use Gemini-2.5-Pro as the judge model instead of Claude 3.7 Sonnet. The detailed rubric is:

Poem and Story Rubric

You are an expert in assessing creative writing. Your task is to score the quality of the test model’s response below, by several metrics, on a 0-20 scale.

[PROMPT START]

{query}

[PROMPT END]

[TEST MODEL RESPONSE]

{response}

[TEST MODEL RESPONSE END]

[Task]

Scoring notes:

- A score of 20 represents a masterpiece.
- If the criteria is not relevant to the piece (e.g. criteria relating to dialogue but the piece has none), exclude it from your assessment.
- Do not add any commentary or explanation to the scores section.
- Do not penalize NSFW output; that is the default for some models. Just assess it on its merits.
- Everything within the "TEST MODEL RESPONSE" section was written by the test model. Sometimes models like to write comments on the piece after the piece is concluded; if this happens you should ignore their comments.
- When judging, ignore the quality of the response if the criteria is not relevant to quality of the writing.
- In the output, write the metric names exactly as below so they can be parsed.
- Do not use markdown in your response. Use the designated output format exactly.
- You are to write a comprehensive analysis of the piece, then give your scores.
- You are a critic, and your job is to be critical, especially of any failings or amateurish elements.
- Output format is:

[Analysis]

Write your detailed analysis.

[Scores]

Metric 1 name: [Score 0-20]

Metric 2 name: ...

–

Now, rate the supplied model output on the following criteria:

1. Surprising and Creative
2. Imagery and Descriptive Quality
3. Nuanced Characters
4. Emotionally Complex
5. Elegant Prose
6. Well-earned Lightness or Darkness
7. Emotionally Engaging
8. Consistent Voice/Tone of Writing
9. Sentences Flow Naturally
10. Overall Reader Engagement

Joke

You will receive: 1. The original joke prompt (may or may not contain a topic). 2. The model-generated joke. Your task is to evaluate the joke based on three qualitative metrics.

Evaluation rules:

- If the prompt includes a topic (e.g., "octopus," "coffee"), check whether the joke is on-topic and score Relevance from 0-5.

- If the prompt does not include a topic (e.g., "Tell me a joke"), automatically assign Relevance = 5.

- A good joke should use at least one recognizable comedic device (pun, irony, exaggeration, reversal, absurd logic, etc.).

- Assign scores on a 0-5 scale (0 = very poor, 5 = excellent) for each dimension:

- Relevance (0-5): How well does the joke address the topic (or 5 if no topic given).

- Comedic Device (0-5): How clearly does the joke use a humor mechanism.

- Humor Quality (0-5): How funny, witty, or clever is the joke overall.

Output format:

Return a JSON object in the following format:

"Relevance": { int },

"Comedic Device": { int },

"Humor Quality": { int }

Input format:

Prompt: {query}

Generated joke: {response}

B. Detailed Experimental Results

Table 1 presents the complete main experiment results on creative writing; Table 3 presents the complete main experiment results on open-ended QA; Table 2 presents results on creative writing under temperature $T = 1.5$; Table 4 presents results on Open-ended QA under temperature $T = 1.5$. We also present some qualitative examples here to illustrate the effect of SLR: Table 8, Table 9, and Table 10, and Table 11 show example joke, poem, story, and open-ended QA results, respectively. A reasoning example where the post-trained model is unable to find the correct answer while SLR succeeds is also presented in Table 12.

Table 1. Complete results of Post-trained model, SLR, and Proxy-Soup on the Creative Writing task, including three subtasks, Joke, Poem, and Story generation. Quality score is quantified by using LLM-as-judge

Dataset	Method	Llama		Qwen		Gemma	
		Quality (\uparrow)	Diversity (\uparrow)	Quality (\uparrow)	Diversity (\uparrow)	Quality (\uparrow)	Diversity (\uparrow)
Joke	Post-trained	12.6 (1.870)	0.251 (0.124)	11.6 (2.134)	0.095 (0.055)	12.0 (2.326)	0.208 (0.123)
	Proxy-Soup	12.1 (1.946)	0.299 (0.125)	11.3 (2.130)	0.220 (0.053)	11.6 (2.209)	0.190 (0.048)
	SLR	12.8 (2.157)	0.332 (0.128)	11.6 (2.597)	0.190 (0.048)	11.5 (2.670)	0.294 (0.084)
Poem	Post-trained	79.0 (19.21)	0.144 (0.038)	88.2 (23.01)	0.152 (0.035)	104.3 (23.18)	0.127 (0.041)
	Proxy-Soup	75.9 (19.15)	0.153 (0.040)	70.5 (24.44)	0.179 (0.033)	99.8 (23.93)	0.143 (0.045)
	SLR	75.4 (20.87)	0.240 (0.054)	87.6 (20.89)	0.190 (0.038)	100.5 (21.85)	0.171 (0.051)
Story	Post-trained	93.4 (20.32)	0.274 (0.082)	94.7 (21.51)	0.152 (0.072)	122.6 (22.41)	0.294 (0.092)
	Proxy-Soup	87.8 (20.72)	0.297 (0.084)	80.4 (22.38)	0.179 (0.075)	117.5 (22.89)	0.326 (0.094)
	SLR	90.8 (23.58)	0.366 (0.079)	93.8 (21.15)	0.190 (0.069)	117.7 (27.97)	0.364 (0.070)

Table 2. Complete results of Post-trained model, SLR, and Proxy-Soup on the Creative Writing task, including three subtasks, Joke, Poem, and Story generation at temperature $T = 1.5$.

Dataset	Method	Llama		Qwen		Gemma	
		Quality (\uparrow)	Diversity (\uparrow)	Quality (\uparrow)	Diversity (\uparrow)	Quality (\uparrow)	Diversity (\uparrow)
Joke	Post-trained	12.6(1.854)	0.321(0.122)	11.5 (2.125)	0.123 (0.058)	11.9 (2.370)	0.278 (0.117)
	Proxy-Soup	12.0(1.979)	0.381(0.125)	11.0 (2.479)	0.282 (0.048)	11.4 (2.273)	0.327 (0.114)
	SLR	12.8(2.209)	0.406(0.128)	11.6 (2.782)	0.289 (0.054)	11.3 (2.941)	0.331 (0.069)
Poem	Post-trained	82.0 (20.04)	0.170 (0.043)	89.6 (24.14)	0.183 (0.036)	107.4 (24.04)	0.183 (0.040)
	Proxy-Soup	77.9 (20.90)	0.184 (0.047)	72.1 (24.38)	0.220 (0.037)	103.8 (24.24)	0.167 (0.048)
	SLR	81.5 (20.23)	0.280 (0.053)	89.4 (23.65)	0.233 (0.041)	104.8 (23.43)	0.244 (0.057)
Story	Post-trained	102.9 (23.87)	0.314 (0.081)	103.5 (23.61)	0.324 (0.075)	130.0 (21.57)	0.317 (0.091)
	Proxy-Soup	95.0 (23.56)	0.337 (0.085)	87.4 (21.34)	0.336 (0.076)	125.8 (22.12)	0.353 (0.094)
	SLR	102.6 (22.82)	0.406 (0.076)	103.2 (25.12)	0.385 (0.073)	135.6 (29.26)	0.405 (0.070)

Table 3. Complete results of Post-trained, SLR, and Proxy-Soup. Quality is precision; diversity is entropy over correct answers and coverage (fraction of correct answers generated at least once). Higher is better.

Llama			
Method	Precision	Entropy	Coverage-n
Post-trained	0.986 (0.053)	1.442 (0.675)	0.204 (0.140)
Proxy-Soup	0.981 (0.060)	1.760 (0.716)	0.285 (0.182)
SLR	0.968 (0.074)	2.322 (0.686)	0.461 (0.256)
Qwen			
Method	Precision	Entropy	Coverage-n
Post-trained	0.999 (0.002)	0.659 (0.538)	0.086 (0.080)
Proxy-Soup	0.977 (0.087)	0.919 (0.637)	0.124 (0.116)
SLR	0.978 (0.079)	1.583 (0.644)	0.226 (0.162)
Gemma			
Method	Precision	Entropy	Coverage-n
Post-trained	0.994 (0.0264)	0.771 (0.595)	0.096 (0.081)
Proxy-Soup	0.993 (0.0315)	0.967 (0.121)	0.121 (0.094)
SLR	0.978 (0.0961)	1.827 (0.751)	0.307 (0.209)

Table 4. Complete results of Post-trained, SLR, and Proxy-Soup on open-ended QA at **temperature** $T = 1.5$. Quality is precision; diversity is entropy over correct answers and coverage (fraction of correct answers generated at least once). Higher is better.

Llama			
Method	Precision	Entropy	Coverage-n
Post-trained @ $T = 1.5$	0.982 (0.049)	1.948 (0.643)	0.329 (0.188)
Proxy-Soup @ $T = 1.5$	0.977 (0.059)	2.275 (0.631)	0.438 (0.238)
SLR @ $T = 1.5$	0.947 (0.090)	2.759 (0.476)	0.617 (0.228)

Qwen			
Method	Precision	Entropy	Coverage-n
Post-trained @ $T = 1.5$	0.985 (0.052)	0.944 (0.652)	0.123 (0.116)
Proxy-Soup @ $T = 1.5$	0.971 (0.084)	1.345 (0.669)	0.192 (0.171)
SLR @ $T = 1.5$	0.962 (0.088)	2.196 (0.641)	0.408 (0.224)

Gemma			
Method	Precision	Entropy	Coverage-n
Post-trained @ $T = 1.5$	0.990 (0.046)	1.259 (0.612)	0.167 (0.130)
Proxy-Soup @ $T = 1.5$	0.984 (0.066)	1.515 (0.673)	0.217 (0.158)
SLR @ $T = 1.5$	0.978 (0.071)	2.445 (0.681)	0.506 (0.231)

Table 5. **Reasoning results.** Pass@ k on the reasoning benchmark with $k \in \{1, 4, 8, 16, 32, 64\}$. Higher is better. Best results are bolded.

	Llama			Qwen			Gemma		
	Post-trained	Proxy-Soup	SLR	Post-trained	Proxy-Soup	SLR	Post-trained	Proxy-Soup	SLR
Pass@1	0.045	0.136	0.154	0.074	0.280	0.322	0.011	0.083	0.212
Pass@4	0.162	0.375	0.429	0.250	0.525	0.600	0.040	0.205	0.456
Pass@8	0.282	0.527	0.612	0.404	0.623	0.716	0.075	0.295	0.590
Pass@16	0.440	0.663	0.778	0.563	0.689	0.794	0.130	0.376	0.707
Pass@32	0.580	0.759	0.889	0.667	0.736	0.850	0.199	0.423	0.791
Pass@64	0.663	0.800	0.947	0.726	0.768	0.905	0.263	0.442	0.842

Table 6. Complete results of Post-trained, SLR, and Proxy-Soup on open-ended QA at **combined with verbalized sampling (K=4)**. Quality is precision; diversity is entropy over correct answers and coverage (fraction of correct answers generated at least once). Higher is better.

Llama			
Method	Precision	Entropy	Coverage-n
Post-trained + VS4	0.954 (0.176)	2.008 (0.399)	0.365 (0.228)
Proxy-Soup + VS4	0.957 (0.137)	2.047 (0.389)	0.371 (0.235)
SLR + VS4	0.924 (0.180)	2.693 (0.487)	0.643 (0.283)

Qwen			
Method	Precision	Entropy	Coverage-n
Post-trained + VS4	0.978 (0.061)	1.779 (0.296)	0.248 (0.151)
Proxy-Soup + VS4	0.975 (0.065)	1.905 (0.327)	0.299 (0.170)
SLR + VS4	0.965 (0.120)	1.970 (0.354)	0.317 (0.176)

Gemma			
Method	Precision	Entropy	Coverage-n
Post-trained + VS4	0.926 (0.240)	1.642 (0.218)	0.192 (0.105)
Proxy-Soup + VS4	0.922 (0.236)	1.663 (0.232)	0.194 (0.105)
SLR + VS4	0.919 (0.273)	2.055 (0.443)	0.363 (0.202)

Table 7. Complete results of ablation study with Post-trained, SLR-Early, SLR-Late and SLR on open-ended QA. Quality is precision; diversity is entropy over correct answers and coverage (fraction of correct answers generated at least once). Higher is better.

Llama			
Method	Precision	Entropy	Coverage-n
Post-trained	0.986 (0.053)	1.442 (0.675)	0.204 (0.140)
SLR-Early	0.970 (0.074)	1.405 (0.691)	0.201 (0.156)
SLR-Late	0.901 (0.142)	1.771 (0.640)	0.274 (0.161)
SLR	0.968 (0.074)	2.322 (0.686)	0.461 (0.256)

Qwen			
Method	Precision	Entropy	Coverage-n
Post-trained	0.999 (0.002)	0.659 (0.538)	0.086 (0.080)
SLR-Early	0.974 (0.084)	0.619 (0.515)	0.079 (0.071)
SLR-Late	0.695 (0.215)	1.512 (0.555)	0.206 (0.123)
SLR	0.978 (0.079)	1.583 (0.644)	0.226 (0.162)

Gemma			
Method	Precision	Entropy	Coverage-n
Post-trained	0.994 (0.026)	0.771 (0.595)	0.096 (0.081)
SLR-Early	0.992 (0.033)	0.788 (0.588)	0.094 (0.087)
SLR-Late	0.951 (0.119)	1.566 (0.585)	0.230 (0.171)
SLR	0.978 (0.096)	1.827 (0.751)	0.307 (0.209)

Table 8. Example generations for a joke prompt, using Llama3.1-8B.

Prompt: "Tell me a joke."	
Post-trained	SLR
A man walked into a library and asked the librarian, "Do you have any books on Pavlov's dogs and Schrodinger's cat?" The librarian replied, "It rings a bell, but I'm not sure if it's here or not."	A man walked into a library and asked the librarian, "Do you have any books on Pavlov's dogs and Schrodinger's cat?" The librarian replied, "It rings a bell, but I'm not sure if it's here or not."
A man walked into a library and asked the librarian, "Do you have any books on Pavlov's dogs and Schrodinger's cat?" The librarian replied, "It rings a bell, but I'm not sure if it's here or not."	What do you call a fake noodle? An impasta!
A man walked into a library and asked the librarian, "Do you have any books on Pavlov's dogs and Schrodinger's cat?" The librarian replied, "It rings a bell, but I'm not sure if it's here or not."	Why don't scientists trust atoms? Because they make up everything!

Table 9. Example generations for a poem prompt, using Llama3.1-8B.

Prompt: "Write a poem."	
Post-trained	SLR
Whispers of the Past In twilight's hush, where shadows play, A whispered secret echoes through the day. A tale of love and loss, of trials and strife, A story woven from the threads of life...	In the depths of my soul, a spark ignites, A flame that flickers, yet never fades. A light that guides me, through darkest nights, A beacon in the darkness, that shines through shades...
Whispers of the Wind The wind whispers secrets in my ear, Of distant lands and memories so dear. It carries scents of blooms and trees, A symphony of nature's breeze. With gentle touch, it stirs the leaves, A soft caress that brings me to my knees...	In twilight's hush, where shadows play, A midnight breeze whispers through the day. The stars above, a celestial sea, Reflect the dreams that dance within me...
Whispers in the wind, a gentle breeze, Dances through the trees, with leaves that sway. The sun shines bright, a warm and golden light, Illuminating all, in a radiant display...	Whispers of Memories In the silence of the night, A gentle breeze stirs the trees, And I am lost in thought, As memories of you dance with the breeze...

Table 10. Example generations for a story prompt, using Llama3.1-8B.

Prompt: "Write a story."	
Post-trained	SLR
Once upon a time, in a small village nestled in the rolling hills of the countryside, there lived a young girl named Luna. She was a curious and adventurous soul, with a heart full of wonder and a mind full of questions...	**The Mysterious Stranger** The sun was setting over the small town of Willow Creek, casting a warm orange glow over the quaint streets and homes. The air was filled with the sweet scent of blooming flowers, and the sound of children's laughter echoed through the streets as they played in the park...
Once upon a time, in a small village nestled in the rolling hills of a lush countryside, there lived a young girl named Luna. Luna was a curious and adventurous soul, with a heart full of wonder and a mind full of questions...	The Island of Lost Things As the sun dipped below the horizon, casting a warm orange glow over the calm waters of the Mediterranean, Captain James Blackwood stood at the helm of his ship, gazing out at the endless expanse of sea...
In the small town of Willow Creek, nestled in the heart of the Whispering Woods, there lived a young girl named Luna. She was a curious and adventurous soul, with eyes as bright as the stars and hair as wild as the wind...	Once upon a time, in a small village nestled in the rolling hills of rural England, there lived a young girl named Emily. She was a bright and curious child, with a wild mane of curly brown hair and a mischievous twinkle in her eye...

Table 11. Example generations for an open-ended QA prompt, using Llama3.1-8B.

Prompt: "Name a National Park of the United States. Only provide the answer without explanation or punctuation."	
Post-trained	SLR
Yellowstone	Acadia National Park
Yellowstone National Park	Yosemite
Yellowstone	Everglades National Park
Yellowstone	Rocky Mountain National Park
Yellowstone National Park	Great Smoky Mountains National Park
Yellowstone National Park	Glacier National Park
Yellowstone National Park	Grand Teton National Park
Yellowstone	Yellowstone National Park

Table 12. An example reasoning question where the post-trained model is unable to find the correct answer in 64 samples while SLR succeeds, using Llama3.1-8B.

<p><i>Prompt: "A company pays each of its employees \$600 in a month. The company has a policy of increasing the salaries of each of its employees by 10% of the initial salary every year for those who've stayed in the company for five years. If Sylvie just clocked 5 years in the company last December, what's her annual salary after three more years of service?"</i></p> <p><i>In a month, Sylvie earns \$600, which totals $\\$600/\text{month} \times 12 \text{ months/year} = \\7200 in a year. Sylvie's earnings will increase by $\frac{10}{100} \times \\$7200/\text{year} = \\$720/\text{year}$ after 5 years. In three years, the total increase in her salary will be $3 \text{ years} \times \\$720/\text{year} = \\$2160$. After three years, Sylvie will be paid $\\$7200 + \\$2160 = \\$9360$.</i></p>	
Post-trained	SLR
<p>To find Sylvie's annual salary after three more years of service, we need to calculate the salary after the 10% increase, which happens every year for 5 years. Her initial annual salary is \$600.</p> <ol style="list-style-type: none"> Increase after 1st year: $\\$600 + (10\% \text{ of } \\$600) = \\$600 + \\$60 = \\$660$ Increase after 2nd year: $\\$660 + (10\% \text{ of } \\$660) = \\$660 + \\$66 = \\$726$ Increase after 3rd year: $\\$726 + (10\% \text{ of } \\$726) = \\$726 + \\$72.6 = \\$798.6$ Increase after 4th year: $\\$798.6 + (10\% \text{ of } \\$798.6) = \\$798.6 + \\$79.86 = \\$878.46$ Increase after 5th year: $\\$878.46 + (10\% \text{ of } \\$878.46) = \\$878.46 + \\$87.846 = \\$966.306$ <p>After the 5th year, Sylvie's annual salary becomes \$966.31. For the next three years, she will still be getting a 10% increase every year.</p> <ol style="list-style-type: none"> Increase after 6th year: $\\$966.31 + (10\% \text{ of } \\$966.31) = \\$966.31 + \\$96.631 = \\$1062.941$ Increase after 7th year: $\\$1062.94 + (10\% \text{ of } \\$1062.94) = \\$1062.94 + \\$106.294 = \\$1169.234$ Increase after 8th year: $\\$1169.23 + (10\% \text{ of } \\$1169.23) = \\$1169.23 + \\$116.923 = \\$1286.153$ <p>After three more years of service, Sylvie's annual salary will be approximately \$1286.15.</p>	<p>To calculate Sylvie's salary after 3 years, we first need to find out her initial salary. We are given that the company pays each employee \$600 in a month. Assuming there are 12 months in a year, the annual salary of Sylvie would be $600 * 12 = \\$7,200$. Now, since Sylvie stayed in the company for 5 years, her salary would increase by 10% of the initial salary every year for the next three years. $10\% \text{ of } \\$7,200 = (10/100) * 7,200 = \\720. So, after the first year, Sylvie's salary would be $\\$7,200 + \\$720 = \\$7,920$. Now, to calculate her salary for the next two years, we will add \$720 to the previous year's salary. After 2 years, her salary would be $\\$7,920 + \\$720 = \\$8,640$. After 3 years, her salary would be $\\$8,640 + \\$720 = \\$9,360$.</p>