

Wasserstein Distributionally Robust Performative Prediction

Siyi Wang, Zifan Wang, Karl H. Johansson, *Fellow, IEEE*

Abstract—Performativity means that the deployment of a predictive model incentivizes agents to strategically adapt their behavior, thereby inducing a model-dependent distribution shift. Practitioners often repeatedly retrain the model on data samples to adapt to evolving distributions. In this paper, we develop a Wasserstein distributionally robust optimization framework for performative prediction, where the prediction model is optimized over the worst-case distribution within a Wasserstein ambiguity set. We allow the ambiguity radius to depend on the prediction model, which subsumes the constant-radius formulation as a special case. By leveraging strong duality, the intractable robust objective is reformulated as a computationally tractable minimization problem. Based on this formulation, we develop distributionally robust repeated risk minimization (DR-RRM) and repeated gradient descent (DR-RGD), to iteratively find an equilibrium between distributional shifts and model retraining. Theoretical analyses demonstrate that, under standard regularity conditions, both algorithms converge to a unique robust performative stable point. Our analysis explicitly accounts for inner-loop approximation errors and shows convergence to a neighborhood of the stable point in inexact settings. Additionally, we establish theoretical bounds on the suboptimality gap between the stable point and the global performative optimum. Finally, numerical simulations of a dynamic credit scoring problem demonstrate the efficacy of the method.

Index Terms—Decision-dependent, Distributionally robust optimization, Gradient descent, Risk minimization

I. INTRODUCTION

Stochastic optimization constitutes the foundation of modern machine learning, where prediction is framed as identifying a model parameter that minimizes expected risk [1]. This paradigm has been widely applied in fields such as recommendation systems [2], automated trading [3], and cyber-physical and robotic systems [4]. Standard approaches assume either a fixed or a nonstationary data distribution [5]. In practice, deploying a predictive model may incentivize agents to adapt their behavior to achieve better outcomes, thereby shifting the underlying data distribution. For instance, in credit scoring, applicants may strategically adjust their financial profiles to improve their approval chances under the current scoring

This work was supported by the Swedish Research Council Distinguished Professor Grant 2017-01078, Knut and Alice Wallenberg Foundation, Wallenberg Scholar Grant, and Swedish Strategic Research Foundation SUCCESS Grant FUS21-0026.

Siyi Wang, Zifan Wang and Karl H. Johansson are with the Division of Decision and Control Systems, School of Electrical Engineering and Computer Science, KTH Royal Institute of Technology, 10044 Stockholm, Sweden, e-mail: {siyiw, zifanw, kallej}@kth.se.

TABLE I
COMPARISON OF FRAMEWORKS AND THEORETICAL RESULTS.

Reference	Ambiguity Metric/Radius	Algorithm	Convergence
Xue et al. [25]	KL Divergence/Constant	RRM & RGD	No
Jia et al. [26]	Wasserstein/Constant	RRM	RRM Only
This work	Wasserstein/Decision-dependent	RRM & RGD	Both

RRM assumes access to the explicit form of the function, whereas RGD relies on gradient estimates.

rule. Similarly, in traffic routing, predicting congestion and suggesting optimal routes alters driver behavior, which creates new traffic patterns. This concept is formalized as performative prediction [6], which has been generalized to various domains, including constrained optimization [7], data-driven control [8], reinforcement learning [9], and game settings [10], [11]. If this dependency is ignored, performativity manifests as a form of distribution shift.

Model retraining is essential for adapting to evolving data distributions. In practice, learners often rely on empirical distributions constructed from finite samples, which leads to overfitting and suboptimal out-of-sample generalization. To mitigate this risk, distributionally robust optimization (DRO) has emerged as a robust alternative [12]–[14] to traditional empirical risk minimization. Instead of optimizing for a single empirical distribution, DRO minimizes the worst-case risk over a prescribed ambiguity set centered at the empirical distribution. This paradigm ensures that the model remains valid under limited samples while preventing over-sensitivity to outliers. Moreover, leveraging duality results, many DRO formulations can be recast into computationally tractable convex programs [12]. Given these advantages, DRO has been extensively explored across various domains, ranging from control systems [15]–[19] to machine learning [20], [21]. Unlike standard robust optimization, which guards against the worst-case noise, DRO accounts uncertainty via an ambiguity set. This set represents a class of candidate distributions centered on the empirical data and is typically constructed using either ϕ -divergences [22], [23] or the Wasserstein metric [12], [24]. The latter has gained traction due to its capability to handle non-joint distributions and provide generalization bounds. Specifically, by incorporating the underlying geometry of the sample space, the Wasserstein metric enables the ambiguity set to encompass distributions with shifted supports.

In this paper, we investigate performative prediction, assuming access only to limited data samples rather than the true underlying distribution. Unlike standard performative prediction [6], which directly optimizes the expected risk over the induced true distribution, we adopt a DRO framework

that optimizes worst-case risk over an uncertainty set. Since model deployment triggers distribution shifts, the distributional robustness of the DRO framework is intrinsically resilient to these performative effects. To date, the intersection of DRO and performative prediction remains underexplored, with only few exceptions such as [25] and [26]. Specifically, Xue et al. [25] employ Kullback-Leibler (KL) divergence to define the ambiguity set and develop distributionally robust repeated risk minimization (DR-RRM) when access to the explicit form of the function, and repeated gradient descent (DR-RGD) relies on a gradient estimate. However, their framework does not provide convergence guarantees for the resulting iterative processes. Similarly, Jia et al. [26] adopt Wasserstein ambiguity sets and prove convergence for DR-RRM. However, they overlook RGD, which is essential for high-dimensional settings where exact minimization is computationally intractable. We bridge these gaps by developing a Wasserstein DRO framework via Lagrangian relaxation, and providing comprehensive convergence guarantees for both DR-RRM and DR-RGD. Specifically, we allow the ambiguity radius to vary with the decision model, which enables tighter robustness bounds as the model stabilizes. A detailed comparison of our approach against existing baselines is provided in Table I.

Additionally, while our work shares conceptual similarities with decision-dependent DRO [27]–[30], a critical distinction lies in the objective. Decision-dependent DRO typically focuses on solving static, single-stage optimization problems and establishing their tractable dual reformulations. In contrast, we focus on the dynamic stability of the learning algorithms and aim at establishing convergence to a robust performative stable point, an equilibrium in the dynamic interaction between performative distribution and model retraining.

In this work, we investigate Wasserstein distributionally robust performative prediction and provide both algorithmic solutions and theoretical analyses. The prediction model is optimized by minimizing the performance risk, which is defined as the worst-case expected loss over a Wasserstein ambiguity set centered at the empirical distribution. We allow the ambiguity radius to depend on the prediction model, which subsumes the constant-radius formulation as a special case. Since direct computation over the decision-dependent ambiguity set is generally intractable, we adopt a Lagrangian relaxation. Leveraging strong duality results [31], we reformulate the DRO problem into a min-max optimization over worst-case realizations. Building on concepts from [6], we define the robust performative stable point and the robust performative optimum. The global performative optimum is typically intractable, as both the distribution and the loss depend on the decision variable. Consequently, we focus on finding a robust performative stable point. To achieve this, we develop DR-RRM and DR-RGD algorithms for the formulated min-max optimization. Both methods operate iteratively: at each step, the learner samples from the current distribution and solves a robust surrogate function to identify adversarial perturbations. Based on these estimates, the model parameters are updated by explicitly solving the risk minimization problem (DR-RRM) or by constructing a gradient estimate to take a descent step (DR-RGD). Furthermore, we show that

both algorithms converge under standard regularity conditions such as smoothness and Lipschitz continuity. Specifically, our analysis accounts for the approximation error introduced by solving the adversarial perturbations. We demonstrate that in the presence of approximation error, the iterations converge to a bounded neighborhood of the equilibrium. In the ideal case where the error is zero, the algorithms converge to a unique robust performative stable point. Finally, we derive a bound on the distance between the stable point and the global performative optimum in terms of both parameter distance and performative risk.

Our contributions are summarized as follows: (1) Framework: We establish a distributionally robust performative prediction framework and convert the intractable DRO objective into a solvable min-max problem via strong duality. (2) Algorithm: We develop DR-RRM and DR-RGD algorithms to iteratively solve the robust performative stable point. (3) Convergence analysis: Under standard regularity assumptions, we prove that both algorithms converge to a unique stable point in the exact setting, and to its bounded neighborhood in the presence of approximation errors. (4) Suboptimality guarantee: We derive theoretical bounds on the distance and risk gap between the accessible performative stable point and the global performative optimum.

The remainder of this article is structured as follows: Section II outlines the preliminaries and problem formulation. Section III develops the DR-RRM and DR-RGD algorithms for the performative prediction and analyzes their convergence. Section IV analyzes the suboptimality gap between the performative stable point and the performative optimum. Section V demonstrates the efficacy of the algorithms through numerical simulations. Section VI concludes this work. Some proofs are given in the Appendix.

II. PROBLEM FORMULATION

A. Performative prediction

Let $\theta \in \Theta$ denote the model parameter and Θ the parameter space. Let the random samples $\xi \in \Xi$ be drawn from a distribution \mathbb{P} , where $\Xi \subset \mathbb{R}^d$ is a compact and convex set. Denote the diameter of the admissible set Ξ as $D_\Xi = \sup_{x,y \in \Xi} \|x - y\|$. Performative behavior means that the deployment of a predictive model will affect the observed distribution, denoted by $\mathbb{P}(\theta)$. Given a loss function $l(\theta, \xi) : \Theta \times \Xi \rightarrow \mathbb{R}$, the prediction performance is evaluated by performative risk, which is defined as the expected loss over the distribution $\mathbb{P}(\theta)$ it induces:

$$\text{PR}(\theta) = \mathbb{E}_{\xi \sim \mathbb{P}(\theta)}[l(\theta, \xi)]. \quad (1)$$

The decision θ_{po} is performative optimal if it minimizes the performative risk:

$$\theta_{\text{po}} = \arg \min_{\theta \in \Theta} \mathbb{E}_{\xi \sim \mathbb{P}(\theta)}[l(\theta, \xi)]. \quad (2)$$

Note that the performative risk (1) depends on both the model parameter θ and the induced distribution $\mathbb{P}(\theta)$. However, this distribution is typically unobservable before deploying the parameter θ , making it difficult to solve the performative optimum (2). Consequently, the notion of performative stability

is introduced as an alternative solution concept, where model parameters are consistent with the distribution they induce. Formally, a decision θ_{ps} is performatively stable if it satisfies:

$$\theta_{\text{ps}} = \arg \min_{\theta \in \Theta} \mathbb{E}_{\xi \sim \mathbb{P}(\theta_{\text{ps}})} [l(\theta, \xi)].$$

Namely, a performative stable decision θ_{ps} minimizes the expected loss on the distribution $\mathbb{P}(\theta_{\text{ps}})$ resulting from deploying θ_{ps} in the first place. It is noteworthy that performatively stable decisions are fixed points of risk minimization. Crucially, performative stability and performative optimality do not generally coincide: a stable classifier may not be optimal, and an optimal classifier need not be stable [6].

B. Distributionally robust optimization

In real-world scenarios, the distribution of interest $\mathbb{P}_0(\theta)$ is often unobservable. Typically, we only have access to datasets that contain finite samples independently drawn from the distribution $\mathbb{P}_0(\theta)$, which yields an empirical estimate $\hat{\mathbb{P}}(\theta)$. To mitigate the risk of distribution mismatch, we employ a DRO method that minimizes the worst-case risk over an ambiguity set centered at the distribution estimate. To characterize this set, we utilize the Wasserstein distance to quantify the discrepancy between the candidate and empirical distributions:

$$W(\mathbb{P}(\theta), \hat{\mathbb{P}}(\theta)) = \inf_{\mathbb{D} \in \Gamma(\mathbb{P}(\theta), \hat{\mathbb{P}}(\theta))} \mathbb{E}_{(\xi, \zeta) \sim \mathbb{D}} [c(\xi, \zeta)],$$

where $\Gamma(\mathbb{P}, \hat{\mathbb{P}}(\theta))$ denotes the set of joint distribution of random variables (ξ, ζ) with $\xi \sim \mathbb{P}$ and $\zeta \sim \hat{\mathbb{P}}(\theta)$, and the function $c : \Xi \times \Xi \rightarrow \mathbb{R}$ evaluates the transportation cost. Following standard conventions in the literature, we adopt the squared Euclidean distance

$$c(\xi, \zeta) = \|\xi - \zeta\|^2 \quad (3)$$

as the transportation cost. Denote $\mathcal{D}(\Xi)$ as the set of all distributions supported on Ξ . The ambiguity set $\mathcal{B}_{\rho(\theta)}(\hat{\mathbb{P}}(\theta)) := \{\mathbb{P} \in \mathcal{D}(\Xi) : W(\mathbb{P}, \hat{\mathbb{P}}(\theta)) \leq \rho(\theta)\}$ contains all distributions within $\rho(\theta)$ -distance from $\hat{\mathbb{P}}(\theta)$ and $\rho(\theta) \geq 0$ is a user-specified radius. Generally, a larger ρ represents higher robustness and a more conservative model. Letting $\rho(\theta)$ decrease as θ increases reflects progressively tighter robustness bounds as the model stabilizes.

Given the ambiguity set, the distributionally robust performative prediction is formulated as

$$\arg \min_{\theta \in \Theta} \sup_{\mathbb{P} \in \mathcal{B}_{\rho(\theta)}(\hat{\mathbb{P}}(\theta))} \mathbb{E}_{\xi \sim \mathbb{P}} [l(\theta, \xi)]. \quad (4)$$

Fig. 1 illustrates the distributionally robust performative prediction diagram. The decision-maker solves the model parameter θ by minimizing the worst-case risk over a Wasserstein ambiguity set. The deployment of θ then updates the observed data distribution $\hat{\mathbb{P}}(\theta)$ and the risk assessment for the next iteration.

Although the primal DRO problem (4) involves an infinite-dimensional optimization over probability measures and is thus inherently intractable, it can be reformulated as a finite-dimensional convex program [12]. To ensure computational

tractability, we leverage its Lagrangian relaxation [31], with a penalty parameter $\lambda(\theta)$:

$$\arg \min_{\theta \in \Theta} \sup_{\mathbb{P} \in \mathcal{B}_{\rho(\theta)}(\hat{\mathbb{P}}(\theta))} \mathbb{E}_{\xi \sim \mathbb{P}} [l(\theta, \xi)] - \lambda(\theta) W(\mathbb{P}, \hat{\mathbb{P}}(\theta)), \quad (5)$$

where $\lambda(\theta) : \Theta \rightarrow \mathbb{R}$ varies with the decision θ . Generally, $\lambda(\theta)$ is inversely related to $\rho(\theta)$, such that a larger $\lambda(\theta)$ indicates a smaller ambiguity set and less robustness.

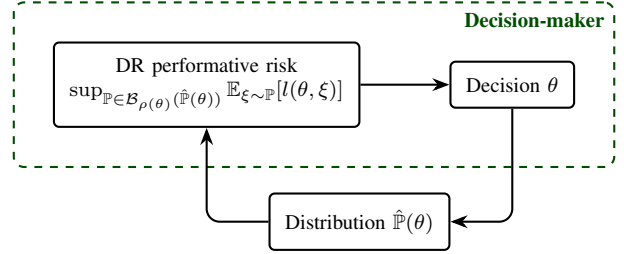


Fig. 1. Distributionally robust (DR) performative prediction diagram.

We provide the following lemma to further reformulate (5) into a minmax optimization problem based on a robust surrogate function.

Lemma 1. [31] *Let functions $l(\theta, \xi) : \Theta \times \Xi \rightarrow \mathbb{R}$ and $c(\xi, \zeta) : \Xi \times \Xi \rightarrow \mathbb{R}$ be continuous. For any distribution $\hat{\mathbb{P}}$ and $\lambda(\theta) \geq 0$, we have that*

$$\sup_{\mathbb{P}} \left\{ \mathbb{E}_{\xi \sim \mathbb{P}} [l(\theta, \xi)] - \lambda(\theta) W(\mathbb{P}, \hat{\mathbb{P}}(\theta)) \right\} = \mathbb{E}_{\xi \sim \hat{\mathbb{P}}(\theta)} [f(\theta, \xi)]$$

with $f(\theta, \xi) = \sup_{\zeta} l(\theta, \zeta) - \lambda(\theta) c(\xi, \zeta)$.

To simplify notation, we denote

$$\phi(\theta, \xi, \zeta) = l(\theta, \zeta) - \lambda(\theta) c(\xi, \zeta). \quad (6)$$

Then, it holds that $f(\theta, \xi) = \sup_{\zeta \in \Xi} \phi(\theta, \xi, \zeta)$. Let $\zeta^*(\theta, \xi)$ be the maximizer of $\sup_{\zeta \in \Xi} \phi(\theta, \xi, \zeta)$, which represents an adversarial perturbation under sample ξ . Lemma 1 transforms the distributionally robust objective into a tractable minmax problem over adversarial perturbations. Crucially, this setup enables us to derive theoretical guarantees by making assumptions on the loss $l(\cdot)$ and cost function $c(\cdot)$.

By Lemma 1, the optimum and the stable point of the distributionally robust performative prediction (5) respectively satisfy

$$\theta_o = \arg \min_{\theta} \mathbb{E}_{\xi \sim \hat{\mathbb{P}}(\theta)} [f(\theta, \xi)], \quad (7a)$$

$$\theta_s = \arg \min_{\theta} \mathbb{E}_{\xi \sim \hat{\mathbb{P}}(\theta_s)} [f(\theta, \xi)]. \quad (7b)$$

III. MAIN RESULTS

As discussed, finding the performative optimum is generally intractable. Following the framework of [6], we focus on identifying performative stable points. In this section, we develop algorithms to compute these stable points, and analyze their convergence rates under standard regularity assumptions.

In Section II, we employ the Wasserstein distance to quantify the discrepancy between the true and empirical distributions. A common approach to evaluating this distance

is through the Kantorovich-Rubinstein dual formulation, as detailed in the following lemma.

Lemma 2. [32] Let \mathbb{P}_x and \mathbb{P}_y be two probability distributions on probability space Ω , the dual form of the Wasserstein distance is given as

$$W_1(\mathbb{P}_x, \mathbb{P}_y) = \frac{1}{K} \sup_{\|f\|_L \leq K} \{\mathbb{E}_{x \sim \mathbb{P}_x}[f(x)] - \mathbb{E}_{y \sim \mathbb{P}_y}[f(y)]\},$$

for any fixed $K > 0$, where $\|\cdot\|_L$ is the Lipschitz norm.

The following assumption restricts the sensitivity of the distribution map $\hat{\mathbb{P}}(\theta)$.

Assumption 1. Let the distribution $\hat{\mathbb{P}}(\cdot)$ be ε -sensitive, i.e., it satisfies

$$W_1(\hat{\mathbb{P}}(\theta), \hat{\mathbb{P}}(\theta')) \leq \varepsilon \|\theta - \theta'\|_2,$$

for all $\theta, \theta' \in \Theta$.

This assumption ensures that the data distribution varies smoothly with the model parameters. Intuitively, a small change in θ does not induce a disproportionately large shift in the resulting distribution. Furthermore, to ensure the computational tractability of the robust surrogate (6), we impose the following smoothness assumptions.

Assumption 2. The loss function $l(\theta, \zeta)$ is continuously differentiable and satisfies the following Lipschitzian smoothness conditions for all $\theta, \theta' \in \Theta$ and $\zeta, \zeta' \in \Xi$:

$$\begin{aligned} \|\nabla_\theta l(\theta, \zeta) - \nabla_\theta l(\theta', \zeta)\| &\leq L_{\theta\theta} \|\theta - \theta'\|, \\ \|\nabla_\theta l(\theta, \zeta) - \nabla_\theta l(\theta, \zeta')\| &\leq L_{\theta\zeta} \|\zeta - \zeta'\|, \\ \|\nabla_\zeta l(\theta, \zeta) - \nabla_\zeta l(\theta', \zeta)\| &\leq L_{\zeta\theta} \|\theta - \theta'\|, \end{aligned}$$

where $\nabla_\theta l$ and $\nabla_\zeta l$ denote the gradients of $l(\theta, \zeta)$ with respect to θ and ζ , respectively.

Assumption 3. For any fixed $\theta \in \Theta$, the loss function $\ell(\theta, \zeta)$ is concave in ζ .

Assumptions 2 and 3 are adopted from [31]. Similarly, we require the function $\lambda(\theta)$ to be bounded and smooth, as formalized in the following assumption.

Assumption 4. Denote $\nabla_\theta \lambda(\theta)$ as the gradient of $\lambda(\theta)$ with respect to θ . The function $\lambda(\theta) : \Theta \rightarrow \mathbb{R}$ satisfies $0 \leq \lambda_{\min} \leq \lambda(\theta) \leq \lambda_{\max}$, $\|\nabla_\theta \lambda(\theta)\| \leq L_\lambda$, and $\|\nabla_\theta \lambda(\theta) - \nabla_\theta \lambda(\theta')\| \leq H_\lambda \|\theta - \theta'\|$.

Let $\mu := 2\lambda_{\min}$. Under Assumptions 3 and 4, and given the transportation cost $c(\xi, \zeta) = \|\xi - \zeta\|^2$, it follows that $\phi(\theta, \xi, \zeta)$ is μ -strongly concave in ζ . Furthermore, recall that $D_\Xi = \sup_{x, y \in \Xi} \|x - y\|$ is the diameter of the admissible set Ξ , and define $\gamma := L_{\theta\theta} - H_\lambda D_\Xi^2$. By Assumptions 2 and 4, we establish that $\phi(\theta, \xi, \zeta)$ is γ -strongly convex in θ .

A. Performative risk minimization

This section introduces the repeated risk minimization for distributionally robust performative prediction and analyzes its convergence to the performative stable point.

At each iteration t , we only observe a realization of the true distribution $\mathbb{P}(\theta_{t-1})$ resulting from the previous model, which

constitutes the empirical distribution estimate $\hat{\mathbb{P}}(\theta_{t-1})$. Then, the algorithm iteratively updates the model by minimizing the performative risk on this empirical distribution. Thus, the repeated risk minimization processes as

$$\theta_{t+1} = \arg \min_{\theta \in \Theta} \mathbb{E}_{\xi \sim \hat{\mathbb{P}}(\theta_t)} f(\theta, \xi) \quad (8)$$

with initial value θ_0 . Note that the repeated risk minimization procedure is consistent with the definition of performative stability in (7b), which means that the solution via recursive retraining (8) converges to a performative stable point.

We now detail the algorithm procedure. At each iteration t , we sample ξ_t from the empirical distribution $\hat{\mathbb{P}}(\theta_t)$ uniformly. By Lemma 1, we compute a maximizer z_t for the inner objective function:

$$z_t = \arg \max_{\zeta \in \Xi} \phi(\theta_t, \xi_t, \zeta), \quad (9)$$

where the adversarial perturbation z_t represents realizations of the worst-case distribution. Ideally, if $\phi(\theta_t, \xi_t, \zeta)$ admits a closed-form solution, an exact maximizer z_t can be derived. However, when the explicit form is unknown or the maximization is computationally intractable, z_t is obtained numerically such that $\|z_t - \zeta^*(\theta_t, \xi_t)\| \leq \epsilon$, where $\zeta^*(\cdot)$ denotes the set of exact maximizers and the tolerance $\epsilon > 0$. We retain the ϵ -approximation formulation to ensure the generality of the framework. Finally, based on the robust objective $\phi(\theta_t, \xi_t, z_t)$, we update the model parameter θ_t via

$$\theta_{t+1} = \arg \min_{\theta \in \Theta} l(\theta, z_t) - \lambda(\theta) c(\xi_t, z_t). \quad (10)$$

It is noteworthy that ξ_t and z_t both depend on θ_t . To summarize, as outlined in Algorithm 1, the procedure iteratively identifies adversarial perturbation z_t and updates the model parameters by minimizing risk evaluated on these perturbed samples.

The following lemma and proposition analyze the Lipschitzian smoothness conditions of functions ϕ and f , respectively. They are prepared for the convergence analysis of Algorithm 1.

Lemma 3. Let Assumptions 2–4 hold. Denote $\nabla_\theta \phi$ and $\nabla_\zeta \phi$ as the gradient of ϕ with respect to θ and ζ , respectively. For all $\theta, \theta' \in \Theta$, $\xi, \xi', \zeta, \zeta' \in \Xi$, the function $\phi(\theta, \xi, \zeta)$ satisfies

$$\|\nabla_\theta \phi(\theta, \xi, \zeta) - \nabla_\theta \phi(\theta', \xi, \zeta)\| \leq L_{\theta\theta}^\phi \|\theta - \theta'\|, \quad (11a)$$

$$\|\nabla_\theta \phi(\theta, \xi, \zeta) - \nabla_\theta \phi(\theta, \xi', \zeta)\| \leq L_{\theta\xi}^\phi \|\xi - \xi'\|, \quad (11b)$$

$$\|\nabla_\theta \phi(\theta, \xi, \zeta) - \nabla_\theta \phi(\theta, \xi, \zeta')\| \leq L_{\theta\zeta}^\phi \|\zeta - \zeta'\|, \quad (11c)$$

$$\|\nabla_\zeta \phi(\theta, \xi, \zeta) - \nabla_\zeta \phi(\theta', \xi, \zeta)\| \leq L_{\zeta\theta}^\phi \|\theta - \theta'\|, \quad (11d)$$

$$\|\nabla_\zeta \phi(\theta, \xi, \zeta) - \nabla_\zeta \phi(\theta, \xi', \zeta)\| \leq L_{\zeta\xi}^\phi \|\xi - \xi'\| \quad (11e)$$

with $L_{\theta\theta}^\phi = L_{\theta\theta} + H_\lambda D_\Xi^2$, $L_{\theta\xi}^\phi = 2L_\lambda D_\Xi$, $L_{\theta\zeta}^\phi = L_{\theta\zeta} + 2L_\lambda D_\Xi$, $L_{\zeta\theta}^\phi = L_{\zeta\theta} + 2D_\Xi L_\lambda$, and $L_{\zeta\xi}^\phi = 2\lambda_{\max}$.

Proposition 1. Let Assumptions 2–4 hold. Denote $\zeta^*(\theta, \xi) = \arg \max_{\zeta \in \Xi} \phi(\theta, \xi, \zeta)$. We have that $\nabla_\theta f(\theta) = \nabla_\theta \phi(\theta, \zeta^*(\theta))$. Moreover, the following claims hold:

$$\begin{aligned} 1) \quad &\|\zeta^*(\theta, \xi) - \zeta^*(\theta', \xi)\| \leq \frac{L_{\zeta\theta} + 2D_\Xi L_\lambda}{\mu} \|\theta - \theta'\| \text{ and} \\ &\|\nabla_\theta f(\theta) - \nabla_\theta f(\theta')\| \leq L_{\theta\theta}^f \|\theta - \theta'\| \text{ with } L_{\theta\theta}^f = L_{\theta\theta} + \\ &\quad H_\lambda D_\Xi^2 + (L_{\theta\zeta} + 2D_\Xi L_\lambda)(L_{\zeta\theta} + 2D_\Xi L_\lambda)/\mu; \end{aligned}$$

Algorithm 1 Distributionally robust risk minimization

Require: Sampling distribution $\hat{\mathbb{P}}(\theta_0)$, constraint sets Θ and Ξ

- 1: **for** time $t = 0, \dots, T$ **do**
- 2: Sample $\xi_t \sim \hat{\mathbb{P}}(\theta_t)$
- 3: Find an ϵ -approximate maximizer z_t , as in (9)
- 4: Update decision:
 $\theta_{t+1} = \arg \min_{\theta \in \Theta} l(\theta, z_t) - \lambda(\theta)c(\xi_t, z_t)$
- 5: **end for**

$$2) \|\zeta^*(\theta, \xi) - \zeta^*(\theta, \xi')\| \leq \frac{2\lambda_{\max}}{\mu} \|\xi - \xi'\|, \text{ and } \|\nabla_{\theta} f(\xi) - \nabla_{\theta} f(\xi')\| \leq L_{\theta\xi}^f \|\xi - \xi'\| \text{ with } L_{\theta\xi}^f = 2\lambda_{\max}(L_{\theta\zeta} + 2L_{\lambda}D_{\xi})/\mu + 2L_{\lambda}D_{\xi}.$$

The proof of Lemma 3 and Proposition 1 are provided in the Appendix. We need to distinguish the smoothness of $\nabla_{\theta}\phi$ from that of $\nabla_{\theta}f$. While the former treats ζ as fixed, the latter accounts for the implicit dependence of $\zeta^*(\theta)$ on θ .

Denote the operation of the right-hand side of (10) as G , i.e., $\theta_{t+1} = G(\theta_t)$. In the following, we will show that the repeated risk minimization operation is a contraction mapping and analyze the convergence rate of Algorithm 1.

Theorem 1. *Let Assumptions 1–4 hold. Denote $\kappa_{\text{rm}} = \frac{\varepsilon L_{\theta\xi}^f}{\gamma}$ and $C_{\text{rm}} = \frac{2L_{\theta\zeta}^{\phi}\epsilon}{\gamma}$. Then, we have that*

- 1) $\|G(\theta) - G(\theta')\| \leq \kappa_{\text{rm}}\|\theta - \theta'\| + C_{\text{rm}}$ for all $\theta, \theta' \in \Theta$;
- 2) Let $\kappa_{\text{rm}} < 1$. The sequence θ_t generated by (8) converges linearly to a neighborhood of the unique stable point θ_s with rate κ_{rm} :

$$\|\theta_t - \theta_s\| \leq \kappa_{\text{rm}}^t \|\theta_0 - \theta_s\| + \frac{C_{\text{rm}}}{1 - \kappa_{\text{rm}}},$$

for all $t \geq 0$.

- 3) When the inner maximization is exact (i.e., $\epsilon = 0$), the sequence θ_t converges linearly to the fixed point θ_s with rate κ_{rm} .

The proof of Theorem 1 is provided in the Appendix.

Remark 1. Theorem 1 demonstrates that the iterates θ_t converge faster if the function is smooth and strongly convex (smaller $L_{\theta\xi}^f$, larger γ) and the distribution map is insensitive (smaller ε). However, due to the approximation error ϵ in the maximization step, the sequence finally converges to a neighborhood of the stable point.

B. Performative gradient descent

While repeated risk minimization typically assumes access to an exact optimization oracle, such a requirement is often impractical. In this section, we relax this assumption and develop a gradient descent approach that retains the convergence guarantees to a unique stable point

Similar to (8), we update the decision based on the distribution from the previous model, but instead utilize gradient descent to optimize the performative risk. The repeated gradient descent is given as

$$\theta_{t+1} = \text{Proj}_{\Theta}(\theta_t - \eta \mathbb{E}_{\xi \sim \hat{\mathbb{P}}(\theta_t)} \nabla_{\theta} f(\theta_t, \xi))$$

Algorithm 2 Distributionally robust gradient descent

Require: Sampling distribution $\hat{\mathbb{P}}(\theta_0)$, constraint sets Θ and Ξ , step size η

- 1: **for** time $t = 0, \dots, T$ **do**
- 2: Sample $\xi_t \sim \hat{\mathbb{P}}(\theta_t)$
- 3: Find an ϵ -approximate maximizer z_t , as in (9)
- 4: Construct gradient estimate:
 $g_t = \nabla_{\theta} l(\theta_t, z_t) - \nabla_{\theta} \lambda(\theta_t)c(\xi_t, z_t)$
- 5: Update decision: $\theta_{t+1} = \text{Proj}_{\Theta}(\theta_t - \eta g_t)$
- 6: **end for**

with initial value θ_0 , where $\nabla_{\theta}f$ is the gradient of f with respect to θ , $\eta > 0$ the step size, and Proj_{Θ} the projection operator onto Θ .

We next detail the procedure of the repeated gradient descent. Similar to Algorithm 1, at each iteration t , we sample ξ_t from the empirical distribution $\hat{\mathbb{P}}(\theta_t)$ uniformly. Then, we find the ϵ -approximate maximizer z_t of the function $\phi(\theta_t, \xi_t, \zeta)$ via (9). Given $\phi(\theta_t, \xi_t, z_t)$, the gradient estimate is given as

$$g_t = \nabla_{\theta} l(\theta_t, z_t) - \nabla_{\theta} \lambda(\theta_t)c(\xi_t, z_t). \quad (12)$$

Then, the decision is updated according to

$$\theta_{t+1} = \text{Proj}_{\Theta}(\theta_t - \eta g_t). \quad (13)$$

Algorithm 2 outlines the repeated gradient descent procedure, which iteratively identifies the adversarial perturbations z_t and updates the decision using gradient estimate (12).

Denote the operation of the right-hand side of (13) as G_{gd} . Namely, we have $\theta_{t+1} = G_{\text{gd}}(\theta_t)$. The following theorem analyzes the convergence of Algorithm 2.

Theorem 2. *Let Assumptions 1–4 hold. Denote $\kappa_{\text{gd}} = \sqrt{\eta^2 \beta^2 + 2\eta(\varepsilon L_{\theta\xi}^f - \gamma) + 1}$ and $C_{\text{gd}} = 2\eta\epsilon \left(L_{\theta\zeta}^{\phi}(\eta\beta + 1)/\kappa_{\text{gd}} + L_{\theta\zeta}^{\phi} \right)$, where $\beta = L_{\theta\theta}^f + \varepsilon L_{\theta\xi}^f$ and η is the step size. Then, we have that*

- 1) $\|G_{\text{gd}}(\theta) - G_{\text{gd}}(\theta')\| \leq \kappa_{\text{gd}}\|\theta - \theta'\| + C_{\text{gd}}$, for all $\theta, \theta' \in \Theta$;
- 2) Let $\kappa_{\text{gd}} < 1$, i.e., the step size $\eta \leq \frac{2(\gamma - \varepsilon L_{\theta\xi}^f)}{\beta^2}$. The sequence θ_t generated by (13) converges linearly to a neighborhood of θ_s with rate κ_{gd} :

$$\|\theta_t - \theta_s\| \leq \kappa_{\text{gd}}^t \|\theta_0 - \theta_s\| + \frac{C_{\text{gd}}}{1 - \kappa_{\text{gd}}},$$

for all $t \geq 0$.

- 3) When the inner maximization is exact (i.e., $\epsilon = 0$), the sequence θ_t converges linearly to the fixed point θ_s with rate κ_{gd} .

The proof of Theorem 2 is provided in the Appendix.

Remark 2. Similar to Theorem 1, the iterates θ_t converge faster when the objective function is smooth and strongly convex, and when the distribution map exhibits low sensitivity. In the case of risk minimization, the convergence is determined by the stability of the optimal decision under distributional perturbations. Specifically, the distribution shift induced by a parameter update must be sufficiently small such that the

algorithm can consistently contract toward the stable point. For gradient descent, maintaining a linear rate of convergence requires that the step size η be sufficiently small relative to the regularity of the gradient.

IV. SUBOPTIMALITY GUARANTEE

The preceding section developed repeated risk minimization and gradient descent algorithms, and proved that both algorithms successfully converge to a unique robust performative stable point. Building on these results, this section evaluates this stable point by characterizing its distance to the optimal solution and the corresponding excess performative risk. To formally relate these two points, we introduce the decoupled performative risk [6]:

$$\text{DPR}(\theta, \theta') := \mathbb{E}_{\xi \sim \hat{\mathbb{P}}(\theta)}[f(\theta', \xi)]. \quad (14)$$

Accordingly, the performative stable point and the performative optimum can be expressed as

$$\begin{aligned} \theta_s &= \arg \min_{\theta \in \Theta} \text{DPR}(\theta_s, \theta), \\ \theta_o &= \arg \min_{\theta \in \Theta} \text{DPR}(\theta, \theta). \end{aligned}$$

We provide the following lemma to analyze the Lipschitz-ness of the function f with respect to ξ .

Lemma 4. *Let Assumptions 2–4 hold. Assume that the loss function $l(\theta, \zeta) : \Theta \times \Xi \rightarrow \mathbb{R}$ is L_ζ -Lipschitz in ζ . Then, the function $f(\theta, \xi) : \Theta \times \Xi \rightarrow \mathbb{R}$ is L_ξ^f -Lipschitz in ξ with $L_\xi^f = 2\lambda_{\max}(L_\zeta + 2\lambda_{\max}D_\xi)/\mu + 2\lambda_{\max}D_\xi$.*

The proof of Lemma 4 is provided in the Appendix.

The following theorem analyzes the suboptimality gap between the theoretical performative stable point θ_s and the performative optimum θ_o .

Theorem 3. *Let Assumptions 1–4 hold. Assume that the loss function $l(\theta, \zeta)$ is L_ζ -Lipschitz in ζ . Then, the performative stable point θ_s and the performative optimum θ_o satisfy*

$$\begin{aligned} \|\theta_s - \theta_o\| &\leq 2\varepsilon L_\xi^f / \gamma, \\ \text{DPR}(\theta_s, \theta_s) - \text{DPR}(\theta_o, \theta_o) &\leq 2(\varepsilon L_\xi^f)^2 / \gamma. \end{aligned} \quad (15)$$

Proof. Since the function $\text{DPR}(\theta_s, \cdot)$ is γ -strongly convex, we have that

$$\begin{aligned} \frac{\gamma}{2} \|\theta_o - \theta_s\|^2 &\leq \text{DPR}(\theta_s, \theta_o) - \text{DPR}(\theta_s, \theta_s) \\ &\leq \text{DPR}(\theta_s, \theta_o) - \text{DPR}(\theta_o, \theta_o) \\ &\leq \varepsilon L_\xi^f \|\theta_s - \theta_o\|, \end{aligned}$$

where the second inequality follows from $\text{DPR}(\theta_s, \theta_s) \geq \text{DPR}(\theta_o, \theta_o)$. The last inequality follows from the ε -sensitivity of the distribution map $\hat{\mathbb{P}}(\cdot)$ and the function $f(\theta, \xi) = \phi(\theta, \xi, \zeta^*(\theta, \xi))$ is L_ξ^f -Lipschitz in ξ , as in Lemma 4. Thus, we obtain (15).

Furthermore, the suboptimality bound of the decision θ_s is given as

$$\begin{aligned} &\text{DPR}(\theta_s, \theta_s) - \text{DPR}(\theta_o, \theta_o) \\ &\leq \text{DPR}(\theta_s, \theta_o) - \text{DPR}(\theta_o, \theta_o) \\ &\leq \varepsilon L_\xi^f \|\theta_s - \theta_o\| \leq \frac{2(\varepsilon L_\xi^f)^2}{\gamma}, \end{aligned} \quad (16)$$

where the first inequality follows from the suboptimality of θ_o in $\text{DPR}(\theta_s, \cdot)$. The second inequality follows from the ε -sensitivity of the distribution map $\hat{\mathbb{P}}(\cdot)$ and the function $f(\theta, \xi)$ is L_ξ^f -Lipschitz in ξ . The last inequality follows from substituting (15) into (16). \square

Remark 3. *Theorem 3 analyzes the equilibrium properties through $\|\theta_o - \theta_s\|$, which is an irreducible approximation gap inherent to decision-dependent problems. It quantifies the ‘myopia’ of iterative methods that optimize based on current observations without anticipating future distributional shifts. This gap is an intrinsic property of the system’s feedback loop, independent of the chosen optimizer. While Theorems 1 and 2 analyze the convergence error under the smoothness condition, which is transient dynamics of the algorithms.*

V. SIMULATIONS

This section evaluates the performance of the proposed distributionally robust framework through a strategic classification task. Consider a dynamic credit scoring environment in which a financial institution assesses borrower creditworthiness [6]. Conversely, this assessment mechanism incentivizes agents to strategically adapt their features to elicit a favorable credit decision. We adopt the “Give Me Some Credit” Kaggle dataset [33] as the base distribution \mathcal{D} . This dataset consists of feature vectors $x \in \mathbb{R}^m$, which represent applicants’ characteristics, such as monthly income, age, and the number of existing loans. The outcome variable $y \in \{0, 1\}$ indicates default status, where $y = 1$ denotes that the individual defaulted on the loan, and $y = 0$ otherwise. Let $\xi = [x^\top, y]^\top$ denote a data point.

Applicants’ feature set comprises both strategic features $S \subseteq \{1, \dots, m\}$, which they can manipulate (e.g., utilization of credit lines, number of open credit lines, and number of real estate loans), and non-strategic features (e.g., age). In our setting, $|S| = 3$. In response to the current classifier θ_t , applicants adjust their features according to

$$x_{t+1}^S = x_t^S - \varepsilon \theta_t^S,$$

where $x_t^S, x_t^S, \theta_t^S \in \mathbb{R}^{|S|}$, and the parameter ε regulates the sensitivity of the feature distribution. This reaction generates a new sample distribution $\mathcal{D}(\theta_t)$.

The institution employs a logistic regression model to predict default probability [6]:

$$l(\theta, \xi) = -y\theta^\top x + \log(1 + \exp(\theta^\top x)).$$

At each iteration, it retrains the classifier model by minimizing the regularized empirical risk:

$$\mathcal{L}(\theta, \xi) = \frac{1}{n} \sum_{i=1}^n [-y_i \theta^\top x_i + \log(1 + \exp(\theta^\top x_i))] + \frac{\gamma}{2} \|\theta\|^2,$$

where the sample $\xi_i = [x_i^\top, y_i]^\top$ is drawn from the current distribution $\mathcal{D}(\theta_t)$, n is the sample size, and $\gamma > 0$ is a regularization coefficient controlling the bias-variance trade-off. The smoothness of this objective is verified in [6].

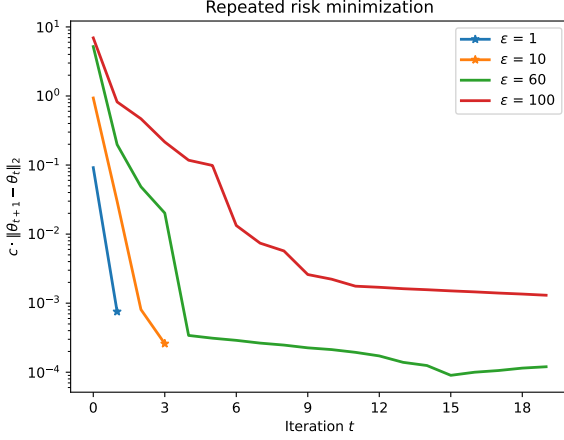


Fig. 2. Convergence of the distributionally robust performative risk minimization method (Algorithm 1) for varying ε -sensitivity parameters. We add a marker if at the next iteration the distance between iterates is numerically zero.

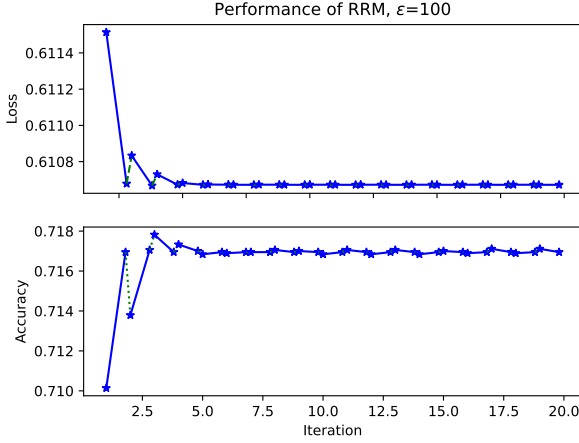


Fig. 3. Performance evolution of Algorithm 1 under strategic sensitivity $\varepsilon = 100$. Solid blue lines indicate the optimization phase, and dotted green lines indicate the distribution shift after classifier deployment.

To account for the discrepancy between the empirical distribution and the true population, we use a distributionally robust framework. Here, the learner minimizes a robust surrogate:

$$\min_{\theta \in \Theta} \frac{1}{n} \sum_{i=1}^n \sup_{\zeta_i \in \Xi} (\mathcal{L}(\theta, \zeta_i) - \lambda(\theta) c(\xi_i, \zeta_i)),$$

where $c(\cdot, \cdot)$ is the transport cost, as defined in (3). The parameter $\lambda(\theta) = 30 + 0.1\|\theta\|^2$ regulates the radius of the ambiguity set, and the set Ξ represents the domain of the data.

We first examine the convergence rate of the distributionally robust risk minimization scheme (Algorithm 1) across various sensitivity levels $\varepsilon \in \{1, 10, 60, 100\}$. The error tolerance for the internal maximizer is set to $\epsilon = 10^{-9}$. In Fig. 2, we normalize the parameter distance using the scaling factor $c = \|\theta_0^S\|_2^{-1}$. Algorithm 1 consistently achieves convergence within 20 iterations. Notably, for lower sensitivity levels ($\varepsilon \in \{1, 10\}$), the trajectories terminate abruptly at iterations 1 and 2, respectively, indicating that the algorithm reached

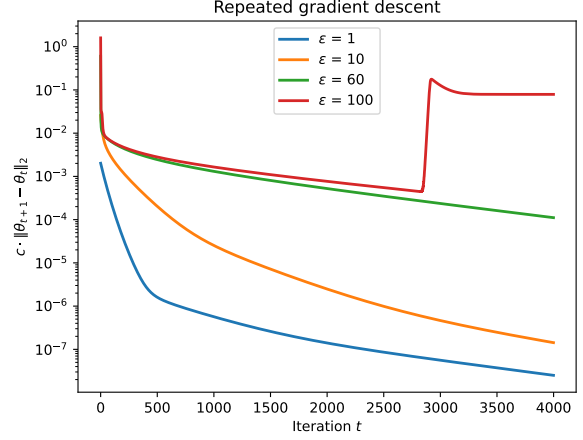


Fig. 4. Convergence of the distributionally robust performative gradient descent method (Algorithm 2) for varying ε -sensitivity parameters.

exact convergence (a zero parameter gap). Furthermore, we observe that the parameter gap converges more gradually as ε increases. Consistent with our theoretical insights, larger ε values induce more pronounced oscillations, reflecting the aggressive strategic response of agents to the classifier. However, the algorithm effectively dampens these fluctuations, driving the parameter gap $\|\theta_{t+1} - \theta_t\|_2$ toward zero. Fig. 3 shows the performance of Algorithm 1 under strategic sensitivity $\varepsilon = 100$. It depicts the evolution of the empirical loss and classification accuracy over 20 iterations. Despite the distributional shifts induced by strategic feature manipulation, the process stabilizes within approximately 10 iterations.

Fig. 4 illustrates the convergence behavior of the distributionally robust gradient descent method (Algorithm 2) under identical experimental conditions. Compared to the risk-minimization approach, gradient descent converges more slowly. For all experiments, we maintain a constant step size of $\eta = 10^{-2}$. Notably, the convergence speed degrades as the strategic sensitivity ε increases. In the case of $\varepsilon = 100$, the parameter gap $\|\theta_{t+1} - \theta_t\|_2$ experiences a sudden jump to 10^{-1} during the iterations, indicating that the iterates θ_t begin to oscillate within a specific region. This behavior empirically validates Remark 2, suggesting that the stability of gradient descent depends on the alignment between the step size and the gradient's regularity.

Strategic agents manipulate their features to cross the decision boundary and mask their true creditworthiness. Since the majority of financial risk is incurred by defaulters, identifying defaulters is paramount in this setting. Consequently, we prioritize the defaulter detection rate over overall classification accuracy. Fig. 5 illustrates the defaulter detection rates across various strategic sensitivity levels, comparing the distributionally robust performative prediction (DR-PP) model with the standard performative prediction (PP) model and a static classifier optimized on the initial distribution. The top and bottom panels display the system's performance at the initial deployment ($t = 1$) and upon reaching equilibrium ($t = 20$), respectively. The static classifier, which lacks adaptability, suffers from significant performance degradation

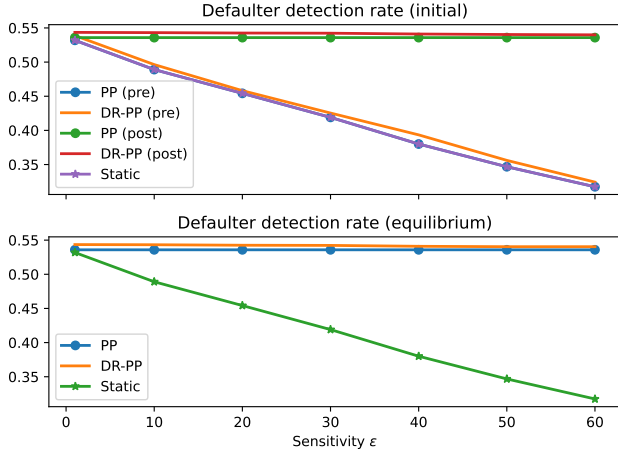


Fig. 5. Top: Transient performance at the first iteration, under performative prediction (PP), distributionally robust performative prediction (DR-PP), and a static baseline. "Pre" and "post" denote performance before and after the model adapts to the shifted distribution. Bottom: Steady-state performance at equilibrium. The plot contrasts the converged solutions of PP and DR-PP against the fixed static classifier.

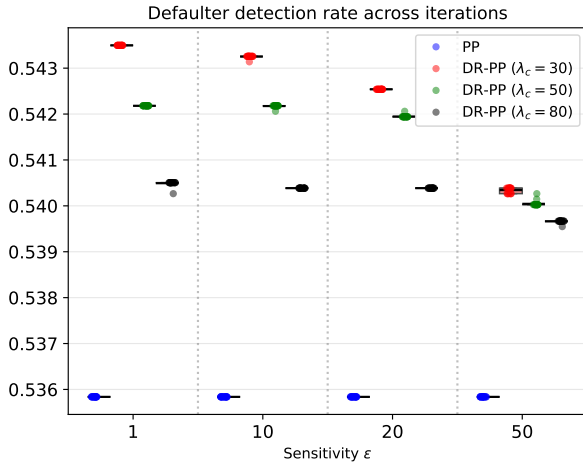


Fig. 6. Defaulter detection rate under DR-PP and PP after the model adapts to the shifted distribution, with the regulation parameter $\lambda(\theta) = \lambda_c + 0.1\|\theta\|^2$ across 20 iterations.

as ϵ increases. In contrast, both adaptive frameworks (PP and DR-PP) demonstrate the ability to recapture performance immediately following the first update, as evidenced by the 'post' lines in the top panel. Notably, DR-PP consistently maintains a performance margin over PP in both the transient and equilibrium phases. This superiority underscores that the robust formulation of DR-PP effectively anticipates and mitigates the impact of strategic feature manipulation, which enhances resilience against adversarial distribution shifts.

Finally, we investigate the sensitivity of the proposed DR-PP framework to the regularization parameter $\lambda(\theta) = \lambda_c + 0.1\|\theta\|^2$. Fig. 6 illustrates the defaulter detection rate over 20 iterations across varying strategic sensitivities. In this framework, $\lambda(\theta)$ serves as an inverse proxy for the radius of the Wasserstein ambiguity set. Specifically, a larger λ_c corre-

sponds to a more concentrated uncertainty set, causing the DR-PP solution to converge toward the standard PP baseline. The results demonstrate that DR-PP consistently outperforms standard PP across all tested regularization levels. Furthermore, as λ_c increases, we observe a marginal degradation in the detection rate. This behavior confirms that the distributional robustness framework effectively counters strategic masking.

VI. CONCLUSION

In this paper, we introduced a distributionally robust performative prediction framework grounded in empirical data distributions. To address the inherent discrepancy between the empirical and true distributions, we employed a decision-dependent Wasserstein ambiguity set centered on the empirical distribution to encompass the true distribution. By leveraging Lagrangian relaxation and strong duality, we transformed the robust objective into a computationally tractable form, allowing the optimization problem to be solved directly at the sample level. Within this framework, we defined robust performative stable points and the robust performative optimum. We developed two iterative algorithms: repeated risk minimization and repeated gradient descent to find the stable points. We proved that under standard regularity conditions, both algorithms converge to a stable point in the exact setting, or to a bounded neighborhood thereof in the presence of approximation errors. Furthermore, we established theoretical bounds on the parameter distance and risk gap between the attainable robust stable points and the global performative optimum. These results demonstrate that the distributionally robust performative prediction framework effectively mitigates the impact of strategic manipulation while maintaining robust performance under distributional uncertainty.

APPENDIX

Proof of Lemma 3. In the following, we will show that gradient $\nabla_{\theta}\phi(\theta, \xi, \zeta)$ is Lipschitz continuous with respect to the arguments θ , ξ , and ζ , with Lipschitz constants $L_{\theta\theta}^{\phi}$, $L_{\theta\xi}^{\phi}$, and $L_{\theta\zeta}^{\phi}$, respectively.

To begin with, for $\theta, \theta' \in \Theta$, we have that

$$\begin{aligned} & \|\nabla_{\theta}\phi(\theta, \xi, \zeta) - \nabla_{\theta}\phi(\theta', \xi, \zeta)\| \\ &= \|\nabla_{\theta}l(\theta, \zeta) - \nabla_{\theta}l(\theta', \zeta) - (\nabla_{\theta}\lambda(\theta) - \nabla_{\theta}\lambda(\theta'))c(\xi, \zeta)\| \\ &\leq \|\nabla_{\theta}l(\theta, \zeta) - \nabla_{\theta}l(\theta', \zeta)\| + \|(\nabla_{\theta}\lambda(\theta) - \nabla_{\theta}\lambda(\theta'))\| \|c(\xi, \zeta)\| \\ &\leq L_{\theta\theta}^{\phi} \|\theta - \theta'\| \end{aligned}$$

with $L_{\theta\theta}^{\phi} = L_{\theta\theta} + H_{\lambda}D_{\xi}^2$, where the equality follows from the definition of $\phi(\theta, \xi, \zeta)$, as in (6). The last inequality follows from the Lipschitzness of the functions $\nabla_{\theta}l(\theta, \zeta)$ and $\nabla_{\theta}\lambda(\theta)$, as in Assumptions 2 and 4, along with $\|c(\xi, \zeta)\| = \|\xi - \zeta\|^2 \leq D_{\xi}^2$ with D_{ξ} being the diameter of the set Ξ .

Similarly, for $\xi, \xi' \in \Xi$, we have that

$$\begin{aligned} & \|\nabla_{\theta}\phi(\theta, \xi, \zeta) - \nabla_{\theta}\phi(\theta, \xi', \zeta)\| \\ &= \|\nabla_{\theta}l(\theta, \zeta) - \nabla_{\theta}l(\theta, \zeta) - \nabla_{\theta}\lambda(\theta)(c(\xi, \zeta) - c(\xi', \zeta))\| \\ &\leq \|\nabla_{\theta}\lambda(\theta)\| \|c(\xi, \zeta) - c(\xi', \zeta)\| \\ &\leq L_{\theta\xi}^{\phi} \|\xi - \xi'\| \end{aligned} \tag{17}$$

with $L_{\theta\xi}^\phi = 2L_\lambda D_\xi$, where the last inequality holds by

$$\begin{aligned} & c(\xi, \zeta) - c(\xi', \zeta) \\ &= \|\xi - \zeta\|^2 - \|\xi' - \zeta\|^2 \\ &= (\xi - \zeta)^\top (\xi - \zeta) - (\xi' - \zeta)^\top (\xi' - \zeta) \\ &= \xi^\top \xi - 2\xi^\top \zeta - \xi'^\top \xi' + 2\xi'^\top \zeta \\ &= (\xi - \xi')^\top (\xi + \xi' - 2\zeta) \leq 2D_\xi \|\xi - \xi'\| \end{aligned} \quad (18)$$

with D_ξ being the diameter of the set Ξ .

For $\zeta, \zeta' \in \Xi$, we have that

$$\begin{aligned} & \|\nabla_\theta \phi(\theta, \xi, \zeta) - \nabla_\theta \phi(\theta, \xi, \zeta')\| \\ &= \|\nabla_\theta l(\theta, \zeta) - \nabla_\theta l(\theta, \zeta') - \nabla_\theta \lambda(\theta)(c(\xi, \zeta) - c(\xi, \zeta'))\| \\ &\leq \|\nabla_\theta l(\theta, \zeta) - \nabla_\theta l(\theta, \zeta')\| + \|\nabla_\theta \lambda(\theta)\| \|c(\xi, \zeta) - c(\xi, \zeta')\| \\ &\leq L_{\theta\zeta} \|\zeta - \zeta'\| + 2L_\lambda D_\xi \|\zeta - \zeta'\| = L_{\theta\zeta}^\phi \|\zeta - \zeta'\| \end{aligned}$$

with $L_{\theta\zeta}^\phi = L_{\theta\zeta} + 2L_\lambda D_\xi$, where the second inequality holds by $\|c(\xi, \zeta) - c(\xi, \zeta')\| \leq 2D_\xi \|\zeta - \zeta'\|$, which follows the derivation of (17).

We next show that gradient mapping $\nabla_\zeta \phi(\theta, \xi, \zeta)$ is Lipschitz continuous with respect to the argument θ , with Lipschitz constant $L_{\zeta\theta}^\phi$. For $\theta, \theta' \in \Theta$, we have that

$$\begin{aligned} & \|\nabla_\zeta \phi(\theta, \xi, \zeta) - \nabla_\zeta \phi(\theta', \xi, \zeta)\| \\ &= \|\nabla_\zeta l(\theta, \zeta) - \nabla_\zeta l(\theta', \zeta) - 2(\lambda(\theta) - \lambda(\theta'))(\zeta - \xi)\| \\ &\leq \|\nabla_\zeta l(\theta, \zeta) - \nabla_\zeta l(\theta', \zeta)\| + 2\|\lambda(\theta) - \lambda(\theta')\| \|\zeta - \xi\| \\ &\leq L_{\zeta\theta}^\phi \|\theta - \theta'\| \end{aligned}$$

with $L_{\zeta\theta}^\phi = L_{\zeta\theta} + 2D_\xi L_\lambda$, where the equality follows from $\nabla_\zeta c(\xi, \zeta) = \nabla_\zeta \|\xi - \zeta\|^2 = 2(\zeta - \xi)$. The second inequality follows from the Lipschitzness of $\nabla_\zeta l(\cdot, \zeta)$ and $\lambda(\cdot)$, as in Assumptions 2 and 4.

Finally, we show that gradient mapping $\nabla_\zeta \phi(\theta, \xi, \zeta)$ is Lipschitz continuous with respect to the argument ξ , with Lipschitz constant $L_{\zeta\xi}^\phi$. For $\xi, \xi' \in \Xi$, we have that

$$\begin{aligned} & \|\nabla_\zeta \phi(\theta, \xi, \zeta) - \nabla_\zeta \phi(\theta, \xi', \zeta)\| \\ &= \|\nabla_\zeta l(\theta, \zeta) - \nabla_\zeta l(\theta, \zeta) - 2\lambda(\theta)(\zeta - \xi - \zeta + \xi')\| \\ &\leq 2\|\lambda(\theta)\| \|\xi - \xi'\| \leq L_{\zeta\xi}^\phi \|\xi - \xi'\| \end{aligned}$$

with $L_{\zeta\xi}^\phi = 2\lambda_{\max}$, where the equality follows from $\nabla_\zeta c(\xi, \zeta) = 2(\zeta - \xi)$, and the last inequality follows from $\lambda(\theta) \leq \lambda_{\max}$, as stated in Assumption 4. \square

Proof of Proposition 1. To simplify notation, denote $\zeta^*(\theta) := \zeta^*(\theta, \xi)$, for a fixed but arbitrary ξ . Moreover, for $\theta_1, \theta_2 \in \Theta$, denote $\zeta_1^* := \zeta^*(\theta_1)$ and $\zeta_2^* := \zeta^*(\theta_2)$. Since $\phi(\theta, \xi, \zeta)$ is μ -strongly concave in ζ , we have that

$$\frac{\mu}{2} \|\zeta_1^* - \zeta_2^*\|^2 \leq \phi(\theta_2, \zeta_2^*) - \phi(\theta_2, \zeta_1^*), \quad (19)$$

and

$$\phi(\theta_2, \zeta_2^*) \leq \phi(\theta_2, \zeta_1^*) + \nabla_\zeta \phi(\theta_2, \zeta_1^*)^\top (\zeta_2^* - \zeta_1^*) - \frac{\mu}{2} \|\zeta_1^* - \zeta_2^*\|^2, \quad (20)$$

where the first inequality follows from the optimality of ζ_2^* and $\nabla_\zeta \phi(\theta_2, \zeta_2^*)^\top (\zeta_1^* - \zeta_2^*) \leq 0$. Combining inequalities (19)

and (20), we obtain

$$\begin{aligned} \mu \|\zeta_1^* - \zeta_2^*\|^2 &\leq \nabla_\zeta \phi(\theta_2, \zeta_1^*)^\top (\zeta_2^* - \zeta_1^*) \\ &\leq (\nabla_\zeta \phi(\theta_2, \zeta_1^*) - \nabla_\zeta \phi(\theta_1, \zeta_1^*))^\top (\zeta_2^* - \zeta_1^*) \\ &\leq \|\nabla_\zeta \phi(\theta_2, \zeta_1^*) - \nabla_\zeta \phi(\theta_1, \zeta_1^*)\| \|\zeta_1^* - \zeta_2^*\| \\ &\leq L_{\zeta\theta}^\phi \|\theta_1 - \theta_2\| \|\zeta_1^* - \zeta_2^*\|, \end{aligned} \quad (21)$$

where the second inequality holds by $\nabla_\zeta \phi(\theta_1, \zeta_1^*)^\top (\zeta_2 - \zeta_1^*) \leq 0$, and the last inequality follows from Lemma 3. By (21), we obtain

$$\|\zeta_1^* - \zeta_2^*\| \leq \frac{L_{\zeta\theta}^\phi}{\mu} \|\theta_1 - \theta_2\|. \quad (22)$$

By Assumptions 2 and 4, the function $\phi(\theta, \xi, \zeta)$ is differentiable and strongly concave in ζ . Then, by Danskin's Theorem, we have that $\nabla_\theta f(\theta, \xi) = \nabla_\theta \phi(\theta, \xi, \zeta^*(\theta, \xi))$, where $\zeta^*(\theta, \xi) \in \sup_\zeta \phi(\theta, \xi, \zeta)$ for $(\theta, \xi) \in \Theta \times \Xi$. Additionally, by the strong convexity of $\phi(\cdot, \zeta, \xi)$, $\zeta^*(\theta, \xi)$ is unique for each $\theta \in \Theta$. By these results, we next bound $\|\nabla_\theta f(\theta) - \nabla_\theta f(\theta')\|$. We have that

$$\begin{aligned} & \|\nabla_\theta f(\theta_1) - \nabla_\theta f(\theta_2)\| \\ &= \|\nabla_\theta \phi(\theta_1, \zeta_1^*) - \nabla_\theta \phi(\theta_2, \zeta_2^*)\| \\ &= \|\nabla_\theta \phi(\theta_1, \zeta_1^*) - \nabla_\theta \phi(\theta_2, \zeta_1^*) + \nabla_\theta \phi(\theta_2, \zeta_1^*) - \nabla_\theta \phi(\theta_2, \zeta_2^*)\| \\ &\leq \|\nabla_\theta \phi(\theta_1, \zeta_1^*) - \nabla_\theta \phi(\theta_2, \zeta_1^*)\| \\ &\quad + \|\nabla_\theta \phi(\theta_2, \zeta_1^*) - \nabla_\theta \phi(\theta_2, \zeta_2^*)\| \\ &\leq L_{\theta\theta}^\phi \|\theta_1 - \theta_2\| + L_{\theta\zeta}^\phi \|\zeta_1^* - \zeta_2^*\| \\ &\leq (L_{\theta\theta}^\phi + L_{\theta\zeta}^\phi L_{\zeta\theta}^\phi / \mu) \|\theta_1 - \theta_2\| \\ &= L_{\theta\theta}^f \|\theta_1 - \theta_2\| \end{aligned} \quad (23)$$

with $L_{\theta\theta}^f = L_{\theta\theta} + H_\lambda D_\xi^2 + (L_{\theta\zeta} + 2D_\xi L_\lambda)(L_{\zeta\theta} + 2D_\xi L_\lambda) / \mu$, where the second inequality follows from the Lipschitzness of $\nabla_\theta \phi(\theta, \xi, \zeta)$ with respect to θ and ζ . The third inequality follows from substituting (22) into (23). The last equality follows from substituting the definition of $L_{\theta\theta}^\phi$, $L_{\theta\zeta}^\phi$ and $L_{\zeta\theta}^\phi$, as in (11a), (11c) and (11d).

We next prove the second claim. For $\xi_1, \xi_2 \in \Xi$, and for a fixed but arbitrary θ , denote $\tilde{\zeta}_1^* = \zeta^*(\theta, \xi_1)$ and $\tilde{\zeta}_2^* = \zeta^*(\theta, \xi_2)$. By following the derivation of (19)–(21), we have that

$$\begin{aligned} \mu \|\tilde{\zeta}_1^* - \tilde{\zeta}_2^*\|^2 &\leq \nabla_\zeta \phi(\xi_2, \tilde{\zeta}_1^*)^\top (\tilde{\zeta}_2^* - \tilde{\zeta}_1^*) \\ &\leq (\nabla_\zeta \phi(\xi_2, \tilde{\zeta}_1^*) - \nabla_\zeta \phi(\xi_1, \tilde{\zeta}_1^*))^\top (\tilde{\zeta}_2^* - \tilde{\zeta}_1^*) \\ &\leq \|\nabla_\zeta \phi(\xi_2, \tilde{\zeta}_1^*) - \nabla_\zeta \phi(\xi_1, \tilde{\zeta}_1^*)\| \|\tilde{\zeta}_1^* - \tilde{\zeta}_2^*\| \\ &\leq L_{\zeta\xi}^\phi \|\xi_1 - \xi_2\| \|\tilde{\zeta}_1^* - \tilde{\zeta}_2^*\|, \end{aligned}$$

where the last inequality follows from the Lipschitzness of $\nabla_\zeta \phi(\cdot, \tilde{\zeta}_1^*)$, as in Lemma 3. Then, we have that

$$\|\tilde{\zeta}_1^* - \tilde{\zeta}_2^*\| \leq \frac{L_{\zeta\xi}^\phi}{\mu} \|\xi_1 - \xi_2\|. \quad (24)$$

We next bound $\|\nabla_\theta f(\xi_1) - \nabla_\theta f(\xi_2)\|$. We have that

$$\begin{aligned}
& \|\nabla_\theta f(\xi_1) - \nabla_\theta f(\xi_2)\| \\
&= \|\nabla_\theta \phi(\xi_1, \tilde{\zeta}_1^*) - \nabla_\theta \phi(\xi_2, \tilde{\zeta}_2^*)\| \\
&= \|\nabla_\theta \phi(\xi_1, \tilde{\zeta}_1^*) - \nabla_\theta \phi(\xi_1, \tilde{\zeta}_2^*) + \nabla_\theta \phi(\xi_1, \tilde{\zeta}_2^*) - \nabla_\theta \phi(\xi_2, \tilde{\zeta}_2^*)\| \\
&\leq \|\nabla_\theta \phi(\xi_1, \tilde{\zeta}_1^*) - \nabla_\theta \phi(\xi_1, \tilde{\zeta}_2^*)\| \\
&\quad + \|\nabla_\theta \phi(\xi_1, \tilde{\zeta}_2^*) - \nabla_\theta \phi(\xi_2, \tilde{\zeta}_2^*)\| \\
&\leq L_{\theta\zeta}^\phi \|\tilde{\zeta}_1^* - \tilde{\zeta}_2^*\| + L_{\theta\xi}^\phi \|\xi_1 - \xi_2\| \\
&\leq L_{\theta\xi}^f \|\xi_1 - \xi_2\| \tag{25}
\end{aligned}$$

with $L_{\theta\xi}^f = 2\lambda_{\max}(L_{\theta\zeta} + 2L_\lambda D_\xi)/\mu + 2L_\lambda D_\xi$. The second inequality follows from the Lipschitzness of $\nabla_\theta \phi(\theta, \zeta, \xi)$ in ζ and ξ , as in (11c) and (11b), respectively. The last inequality follows from substituting (24) into (25). \square

Proof of Theorem 1. By the risk minimization (10) of Algorithm 1, for $x \in \Theta$, we define an auxiliary function:

$$J_\theta(x) = \phi(x, \xi_\theta, \zeta_\theta) = l(x, \zeta_\theta) - \lambda(x)c(\xi_\theta, \zeta_\theta), \tag{26}$$

where $\xi_\theta \sim \hat{\mathbb{P}}(\theta)$, $\|\zeta_\theta - \zeta_\theta^*\| \leq \epsilon$ and $\zeta_\theta^* = \zeta^*(\theta, \xi_\theta)$. This auxiliary function decouples the dependence on the distribution induced by the deployed parameter θ from the dependence on the candidate model parameter x .

By (10), we denote $G(\theta) = \arg \min_{x \in \Theta} J_\theta(x)$ and $G(\theta') = \arg \min_{x \in \Theta} J_{\theta'}(x)$. From Assumption 3, $\phi(x, \xi, \zeta)$ is γ -strongly convex in x , so as $J_\theta(x)$. Then, we have that

$$\begin{aligned}
& J_\theta(G(\theta)) - J_\theta(G(\theta')) \\
&\geq (G(\theta) - G(\theta'))^\top \nabla J_\theta(G(\theta')) + \frac{\gamma}{2} \|G(\theta) - G(\theta')\|^2, \tag{27}
\end{aligned}$$

where $\nabla J_\theta(x)$ is the gradient of $J_\theta(x)$ with respect to x . Additionally, we have that

$$\begin{aligned}
& J_\theta(G(\theta')) - J_\theta(G(\theta)) \\
&\geq (G(\theta') - G(\theta))^\top \nabla J_\theta(G(\theta)) + \frac{\gamma}{2} \|G(\theta') - G(\theta)\|^2 \\
&\geq \frac{\gamma}{2} \|G(\theta') - G(\theta)\|^2, \tag{28}
\end{aligned}$$

where the second inequality follows from the fact that the first-order optimality condition $(G(\theta') - G(\theta))^\top \nabla J_\theta(G(\theta)) \geq 0$. Combining (27) and (28), we have that

$$\begin{aligned}
& \gamma \|G(\theta') - G(\theta)\|^2 \\
&\leq -(G(\theta) - G(\theta'))^\top \nabla J_\theta(G(\theta')) \\
&\leq (G(\theta) - G(\theta'))^\top (\nabla J_{\theta'}(G(\theta')) - \nabla J_\theta(G(\theta'))), \tag{29}
\end{aligned}$$

where the second inequality follows from the first-order optimality condition $(G(\theta) - G(\theta'))^\top \nabla J_{\theta'}(G(\theta')) \geq 0$. Taking the expectation of both side of (29), we obtain that

$$\begin{aligned}
& \gamma \|G(\theta') - G(\theta)\|^2 \\
&\leq (G(\theta) - G(\theta'))^\top (\mathbb{E}_{\xi_{\theta'}}[\nabla J_{\theta'}(G(\theta'))] - \mathbb{E}_{\xi_\theta}[\nabla J_\theta(G(\theta'))]) \\
&\leq \|G(\theta) - G(\theta')\| \|\mathbb{E}_{\xi_{\theta'}}[\nabla J_\theta(G(\theta'))] - \mathbb{E}_{\xi_{\theta'}}[\nabla J_{\theta'}(G(\theta'))]\|. \tag{30}
\end{aligned}$$

Additionally, for $x \in \Theta$, we denote $J_\theta^*(x) = \phi(x, \xi_\theta, \zeta_\theta^*) = l(x, \zeta_\theta^*) - \lambda(x)c(\xi_\theta, \zeta_\theta^*)$, where $\xi_\theta \sim \hat{\mathbb{P}}(\theta)$ and $\zeta_\theta^* = \zeta^*(\theta, \xi_\theta)$. Indeed, $J_\theta^*(x) = f(x, \xi_\theta)$, which denotes the solution of (8)

in the exact setting (i.e., $\epsilon = 0$). Here we employ this notation to preserve consistency with $J_\theta(x)$.

Note that $\nabla J_\theta(x) = \nabla_x \phi(x, \xi_\theta, \zeta_\theta)$, which is $L_{\theta\zeta}^\phi$ -lipschitz in ζ_θ . We have that

$$\begin{aligned}
& \|\mathbb{E}_{\xi_\theta}[\nabla J_\theta(G(\theta'))] - \mathbb{E}_{\xi_{\theta'}}[\nabla J_{\theta'}^*(G(\theta'))]\| \\
&\leq L_{\theta\zeta}^\phi \|\zeta_\theta - \zeta_\theta^*\| \leq L_{\theta\zeta}^\phi \epsilon, \tag{31a}
\end{aligned}$$

$$\begin{aligned}
& \|\mathbb{E}_{\xi_{\theta'}}[\nabla J_{\theta'}(G(\theta'))] - \mathbb{E}_{\xi_{\theta'}}[\nabla J_{\theta'}^*(G(\theta'))]\| \\
&\leq L_{\theta\zeta}^\phi \|\zeta_{\theta'} - \zeta_{\theta'}^*\| \leq L_{\theta\zeta}^\phi \epsilon, \tag{31b}
\end{aligned}$$

where the second inequalities of (31a) and (31b) both follow from the definition of ζ_θ , as in (26). Furthermore, by $\|a - b\| = \|a - a^* + a^* - b + b^* - b^*\| \leq \|a^* - b^*\| + \|a - a^*\| + \|b - b^*\|$, we have that

$$\begin{aligned}
& \|\mathbb{E}_{\xi_\theta}[\nabla J_\theta(G(\theta'))] - \mathbb{E}_{\xi_{\theta'}}[\nabla J_{\theta'}(G(\theta'))]\| \\
&\leq \|\mathbb{E}_{\xi_\theta}[\nabla J_\theta^*(G(\theta'))] - \mathbb{E}_{\xi_{\theta'}}[\nabla J_{\theta'}^*(G(\theta'))]\| \\
&\quad + \|\mathbb{E}_{\xi_\theta}[\nabla J_\theta(G(\theta'))] - \mathbb{E}_{\xi_\theta}[\nabla J_\theta^*(G(\theta'))]\| \\
&\quad + \|\mathbb{E}_{\xi_{\theta'}}[\nabla J_{\theta'}(G(\theta'))] - \mathbb{E}_{\xi_{\theta'}}[\nabla J_{\theta'}^*(G(\theta'))]\| \\
&\leq \|\mathbb{E}_{\xi_\theta}[\nabla J_\theta^*(G(\theta'))] - \mathbb{E}_{\xi_{\theta'}}[\nabla J_{\theta'}^*(G(\theta'))]\| + 2L_{\theta\zeta}^\phi \epsilon \\
&\leq \varepsilon L_{\theta\xi}^f \|\theta - \theta'\| + 2L_{\theta\zeta}^\phi \epsilon, \tag{32}
\end{aligned}$$

where the second inequality follows from substituting (31a) and (31b) into (32). The last inequality follows from $\nabla J_\theta^*(x) = \nabla_x f(x, \xi_\theta)$, which is $L_{\theta\xi}^f$ -lipschitz in ξ . Moreover, ξ_θ follows the distribution $\hat{\mathbb{P}}(\theta)$, which is ε -sensitive in θ . Then, by Lemma 2, we obtain the result.

Substituting (32) into (30), we obtain the first claim of Theorem 1. Claim 2) follows from substituting θ and θ' with θ_s and the initial value θ_0 respectively, and using the infinite geometric series sum. \square

Proof of Theorem 2: Since the projection onto a convex set is non-expansive (i.e., it does not increase the Euclidean distance between points), we omit the projection operator Proj when analyzing the contraction property of $G_{\text{gd}}(\cdot)$. We adopt the same notation as in the proof of Theorem 1. To show the inequality of the first claim, we first expand its left-hand side, which yields

$$G_{\text{gd}}(\theta) - G_{\text{gd}}(\theta') = \theta - \eta \nabla J_\theta(\theta) - (\theta' - \eta \nabla J_{\theta'}(\theta')). \tag{33}$$

By taking the expectation on both sides of (33) and taking the norm, we obtain

$$\begin{aligned}
& \|G_{\text{gd}}(\theta) - G_{\text{gd}}(\theta')\| \\
&= \|\theta - \eta \mathbb{E}_{\xi_\theta}[\nabla J_\theta(\theta)] - (\theta' - \eta \mathbb{E}_{\xi_{\theta'}}[\nabla J_{\theta'}(\theta')])\| \\
&= \|\theta - \theta'\|^2 - 2\eta(\theta - \theta')^\top (\mathbb{E}_{\xi_\theta}[\nabla J_\theta(\theta)] - \mathbb{E}_{\xi_{\theta'}}[\nabla J_{\theta'}(\theta')]) \\
&\quad + \eta^2 \|\mathbb{E}_{\xi_\theta}[\nabla J_\theta(\theta)] - \mathbb{E}_{\xi_{\theta'}}[\nabla J_{\theta'}(\theta')]\|^2 \\
&= T_1 - 2\eta^\top T_2 + \eta^2 T_3 \tag{34}
\end{aligned}$$

with $T_1 = \|\theta - \theta'\|^2$, $T_2 = (\theta - \theta')^\top (\mathbb{E}_{\xi_\theta}[\nabla J_\theta(\theta)] - \mathbb{E}_{\xi_{\theta'}}[\nabla J_{\theta'}(\theta')])$ and $T_3 = \|\mathbb{E}_{\xi_\theta}[\nabla J_\theta(\theta)] - \mathbb{E}_{\xi_{\theta'}}[\nabla J_{\theta'}(\theta')]\|^2$.

We next bound T_2 and T_3 , respectively. Similar to (31), we have that

$$\begin{aligned}
& \|\mathbb{E}_{\xi_{\theta'}}[\nabla J_{\theta'}(\theta')] - \mathbb{E}_{\xi_{\theta'}}[\nabla J_{\theta'}^*(\theta')]\| \leq L_{\theta\zeta}^\phi \|\zeta_{\theta'} - \zeta_{\theta'}^*\| \leq L_{\theta\zeta}^\phi \epsilon \\
& \|\mathbb{E}_{\xi_\theta}[\nabla J_\theta(\theta)] - \mathbb{E}_{\xi_\theta}[\nabla J_\theta^*(\theta)]\| \leq L_{\theta\zeta}^\phi \|\zeta_\theta - \zeta_\theta^*\| \leq L_{\theta\zeta}^\phi \epsilon. \tag{35}
\end{aligned}$$

Then, for T_2 , we have that

$$\begin{aligned}
T_2 &= (\theta - \theta')^\top (\mathbb{E}_{\xi_\theta} [\nabla J_\theta(\theta)] - \mathbb{E}_{\xi_{\theta'}} [\nabla J_{\theta'}(\theta')]) \\
&= (\theta - \theta')^\top (\mathbb{E}_{\xi_\theta} [\nabla J_\theta(\theta)] - \mathbb{E}_{\xi_{\theta'}} [\nabla J_{\theta'}(\theta')]) \\
&\quad + \mathbb{E}_{\xi_\theta} [\nabla J_\theta^*(\theta)] - \mathbb{E}_{\xi_{\theta'}} [\nabla J_{\theta'}^*(\theta')] \\
&\quad + \mathbb{E}_{\xi_{\theta'}} [\nabla J_{\theta'}^*(\theta')] - \mathbb{E}_{\xi_{\theta'}} [\nabla J_{\theta'}^*(\theta')] \\
&\geq T_{21} - \|\theta - \theta'\| (\|\mathbb{E}_{\xi_\theta} [\nabla J_\theta(\theta)] - \mathbb{E}_{\xi_{\theta'}} [\nabla J_{\theta'}(\theta')]\| \\
&\quad + \|\mathbb{E}_{\xi_{\theta'}} [\nabla J_{\theta'}(\theta')] - \mathbb{E}_{\xi_{\theta'}} [\nabla J_{\theta'}^*(\theta')]\|) \\
&\geq T_{21} - 2\epsilon L_{\theta\zeta}^\phi \|\theta - \theta'\|
\end{aligned} \tag{36}$$

with $T_{21} = (\theta - \theta')^\top (\mathbb{E}_{\xi_\theta} [\nabla J_\theta^*(\theta)] - \mathbb{E}_{\xi_{\theta'}} [\nabla J_{\theta'}^*(\theta')])$, where the last inequality follows from substituting (35) into (36). Furthermore, for T_{21} , we have that

$$\begin{aligned}
T_{21} &= (\theta - \theta')^\top (\mathbb{E}_{\xi_\theta} [\nabla J_\theta^*(\theta)] - \mathbb{E}_{\xi_{\theta'}} [\nabla J_{\theta'}^*(\theta')]) \\
&\quad + \mathbb{E}_{\xi_\theta} [\nabla J_\theta^*(\theta)] - \mathbb{E}_{\xi_{\theta'}} [\nabla J_{\theta'}^*(\theta')] \\
&\geq \gamma \|\theta - \theta'\|^2 - \|\theta - \theta'\| \|\mathbb{E}_{\xi_\theta} [\nabla J_\theta^*(\theta)] - \mathbb{E}_{\xi_{\theta'}} [\nabla J_{\theta'}^*(\theta')]\| \\
&\geq (\gamma - \epsilon L_{\theta\zeta}^f) \|\theta - \theta'\|^2,
\end{aligned} \tag{37}$$

where the first inequality follows from the γ -strong convexity of $J_\theta(\cdot)$. The last inequality follows from the ϵ -sensitivity of the distribution map $\hat{\mathbb{P}}(\cdot)$ and the fact that the function $\nabla J_\theta^*(\theta)$ is $L_{\theta\zeta}^f$ -Lipschitz in ξ .

We next bound T_3 . Let $a = \mathbb{E}_{\xi_\theta} [\nabla J_\theta(\theta)]$, $a^* = \mathbb{E}_{\xi_\theta} [\nabla J_\theta^*(\theta)]$, $b = \mathbb{E}_{\xi_{\theta'}} [\nabla J_{\theta'}(\theta')]$ and $b^* = \mathbb{E}_{\xi_{\theta'}} [\nabla J_{\theta'}^*(\theta')]$. Then, we have that

$$\begin{aligned}
\|a - b\|^2 &= \|a - b + a^* - a^* + b^* - b^*\|^2 \\
&\leq \|a^* - b^*\|^2 + \|a - a^*\|^2 + \|b - b^*\|^2 \\
&\quad + 2\|a^* - b^*\| (\|a - a^*\| + \|b - b^*\|) + 2\|a - a^*\| \|b - b^*\| \\
&\leq \|a^* - b^*\|^2 + 4L_{\theta\zeta}^\phi \epsilon \|a^* - b^*\| + 4(L_{\theta\zeta}^\phi \epsilon)^2,
\end{aligned}$$

where the last inequality follows from $\|a - a^*\| \leq L_{\theta\zeta}^\phi \epsilon$ and $\|b - b^*\| \leq L_{\theta\zeta}^\phi \epsilon$, as in (35). Furthermore, for $\|a^* - b^*\|$, we have that

$$\begin{aligned}
&\|\mathbb{E}_{\xi_\theta} [\nabla J_\theta^*(\theta)] - \mathbb{E}_{\xi_{\theta'}} [\nabla J_{\theta'}^*(\theta')]\| \\
&\leq \|\mathbb{E}_{\xi_\theta} [\nabla J_\theta^*(\theta)] - \mathbb{E}_{\xi_\theta} [\nabla J_\theta^*(\theta')]\| \\
&\quad + \|\mathbb{E}_{\xi_\theta} [\nabla J_\theta^*(\theta')] - \mathbb{E}_{\xi_{\theta'}} [\nabla J_{\theta'}^*(\theta')]\| \\
&\leq L_{\theta\theta}^f \|\theta - \theta'\| + \|\mathbb{E}_{\xi_\theta} [\nabla J_\theta^*(\theta')] - \mathbb{E}_{\xi_{\theta'}} [\nabla J_{\theta'}^*(\theta')]\| \\
&\leq (L_{\theta\theta}^f + \epsilon L_{\theta\zeta}^f) \|\theta - \theta'\|,
\end{aligned} \tag{38}$$

where the second inequality follows from that the function $\nabla J_\theta^*(\cdot)$ is $L_{\theta\theta}^f$ -Lipschitz. The last inequality follows from the ϵ -sensitivity of the distribution map $\hat{\mathbb{P}}(\cdot)$ and the fact that the function $\nabla J_\theta^*(\theta)$ is $L_{\theta\zeta}^f$ -Lipschitz in ξ . Thus, we obtain

$$\begin{aligned}
T_3 &\leq \|\mathbb{E}_{\xi_\theta} [\nabla J_\theta^*(\theta)] - \mathbb{E}_{\xi_{\theta'}} [\nabla J_{\theta'}^*(\theta')]\|^2 \\
&\quad + 4\epsilon L_{\theta\zeta}^\phi \|\mathbb{E}_{\xi_\theta} [\nabla J_\theta^*(\theta)] - \mathbb{E}_{\xi_{\theta'}} [\nabla J_{\theta'}^*(\theta')]\| + 4(\epsilon L_{\theta\zeta}^\phi)^2 \\
&\leq (L_{\theta\theta}^f + \epsilon L_{\theta\zeta}^f)^2 \|\theta - \theta'\|^2 \\
&\quad + 4\epsilon L_{\theta\zeta}^\phi (L_{\theta\theta}^f + \epsilon L_{\theta\zeta}^f) \|\theta - \theta'\| + 4(\epsilon L_{\theta\zeta}^\phi)^2,
\end{aligned} \tag{39}$$

where the second inequality follows from substituting (38) into (39). To simplify notation, denote $\beta = L_{\theta\theta}^f + \epsilon L_{\theta\zeta}^f$. Substituting

(36), (37) and (39) into (34), we obtain

$$\begin{aligned}
&\|G_{\text{gd}}(\theta) - G_{\text{gd}}(\theta')\|^2 \\
&\leq \left(\eta^2 \beta^2 + 2\eta(\epsilon L_{\theta\zeta}^f - \gamma) + 1 \right) \|\theta - \theta'\|^2 \\
&\quad + 4\eta\epsilon L_{\theta\zeta}^\phi (\eta\beta + 1) \|\theta - \theta'\| + (2\eta\epsilon L_{\theta\zeta}^\phi)^2.
\end{aligned} \tag{40}$$

As defined in Theorem 2, $\kappa_{\text{gd}} = \sqrt{\eta^2 \beta^2 + 2\eta(\epsilon L_{\theta\zeta}^f - \gamma) + 1}$.

When $\eta < \frac{2(\gamma - \epsilon L_{\theta\zeta}^f)}{\beta^2}$, we have that $\kappa_{\text{gd}} < 1$. The iteration result θ_t produced by Algorithm 2 will converge to a bounded region. We next characterize this bounded region. Let $D = \frac{2\eta\epsilon L_{\theta\zeta}^\phi (\eta\beta + 1)}{\kappa_{\text{gd}}}$. Then, (40) can be further written as

$$\|G_{\text{gd}}(\theta) - G_{\text{gd}}(\theta')\|^2 \leq (\kappa_{\text{gd}} \|\theta - \theta'\| + D)^2 + 4(\epsilon L_{\theta\zeta}^\phi)^2.$$

By $\sqrt{m^2 + n^2} \leq m + n$, we have that

$$\begin{aligned}
\|G_{\text{gd}}(\theta) - G_{\text{gd}}(\theta')\| &\leq (\kappa_{\text{gd}} \|\theta - \theta'\| + D) + 2\eta\epsilon L_{\theta\zeta}^\phi \\
&\leq \kappa_{\text{gd}} \|\theta - \theta'\| + C_{\text{gd}}
\end{aligned}$$

with C_{gd} defined in Theorem 2. Thus, we obtain the first claim of Theorem 2. Claim 2) follows from substituting θ and θ' with θ_s and the initial value θ_0 respectively, and using the infinite geometric series sum. \square

Proof of Lemma 4. For $\xi_1, \xi_2 \in \Xi$, and for fixed but arbitrary θ , denote $\tilde{\zeta}_1^* = \zeta^*(\theta, \xi_1)$ and $\tilde{\zeta}_2^* = \zeta^*(\theta, \xi_2)$. We have that

$$\begin{aligned}
&\|f(\theta, \xi_1) - f(\theta, \xi_2)\| \\
&= \|l(\theta, \tilde{\zeta}_1^*) - l(\theta, \tilde{\zeta}_2^*) - \lambda(\theta)(c(\xi_1, \tilde{\zeta}_1^*) - c(\xi_2, \tilde{\zeta}_2^*))\| \\
&\leq L_\zeta \|\tilde{\zeta}_1^* - \tilde{\zeta}_2^*\| + \lambda_{\max} \|c(\xi_1, \tilde{\zeta}_1^*) - c(\xi_1, \tilde{\zeta}_2^*) \\
&\quad + c(\xi_1, \tilde{\zeta}_2^*) - c(\xi_2, \tilde{\zeta}_2^*)\| \\
&\leq L_\zeta \|\tilde{\zeta}_1^* - \tilde{\zeta}_2^*\| + \lambda_{\max} \|c(\xi_1, \tilde{\zeta}_1^*) - c(\xi_1, \tilde{\zeta}_2^*)\| \\
&\quad + \|c(\xi_1, \tilde{\zeta}_2^*) - c(\xi_2, \tilde{\zeta}_2^*)\| \\
&\leq L_\zeta \|\tilde{\zeta}_1^* - \tilde{\zeta}_2^*\| + 2\lambda_{\max} D_\xi (\|\xi_1 - \xi_2\| + \|\tilde{\zeta}_1^* - \tilde{\zeta}_2^*\|) \\
&= (L_\zeta + 2\lambda_{\max} D_\xi) \|\tilde{\zeta}_1^* - \tilde{\zeta}_2^*\| + 2\lambda_{\max} D_\xi \|\xi_1 - \xi_2\| \\
&\leq L_\xi^f \|\xi_1 - \xi_2\|
\end{aligned} \tag{41}$$

with $L_\xi^f = 2\lambda_{\max}(L_\zeta + 2\lambda_{\max} D_\xi)/\mu + 2\lambda_{\max} D_\xi$, where the first inequality follows from the function $l(\theta, \zeta)$ is L_ζ -Lipschitz in ζ and $\lambda(\theta) \leq \lambda_{\max}$. The third inequality follows the derivation of (18). The last inequality follows from substituting (24) and the definition of $L_{\zeta\xi}^\phi$ (in (11e)), into (41).

- [1] J. C. Spall, *Introduction to Stochastic Search and Optimization: Estimation, Simulation, and Control*. Hoboken, New Jersey: John Wiley & Sons, 2005.
- [2] Z. Tang, D. Rybin, and T.-H. Chang, "Zeroth-order optimization meets human feedback: Provable learning via ranking oracles," in *International Conference on Learning Representations*, 2024.
- [3] E. Kraft, M. Russo, D. Keles, and V. Bertsch, "Stochastic optimization of trading strategies in sequential electricity markets," *European Journal of Operational Research*, vol. 308, no. 1, pp. 400–421, 2023.
- [4] H. Ma, M. Zeilinger, and M. Muehlebach, "Stochastic online optimization for cyber-physical and robotic systems," *Machine Learning*, vol. 115, no. 1, p. 11, 2026.
- [5] O. Besbes, Y. Gur, and A. Zeevi, "Non-stationary stochastic optimization," *Operations Research*, vol. 63, no. 5, pp. 1227–1244, 2015.

- [6] J. Perdomo, T. Zrnic, C. Mendler-Dünner, and M. Hardt, “Performative prediction,” in *International Conference on Machine Learning*, pp. 7599–7609, 2020.
- [7] Z. Wang, C. Liu, T. Parisini, M. M. Zavlanos, and K. H. Johansson, “Constrained optimization with decision-dependent distributions,” *IEEE Transactions on Automatic Control*, 2025.
- [8] G. Bianchin, M. Vaquero, J. Cortes, and E. Dall’Anese, “Online stochastic optimization for unknown linear systems: Data-driven controller synthesis and analysis,” *IEEE Transactions on Automatic Control*, vol. 69, no. 7, pp. 4411–4426, 2023.
- [9] Q. Bertrand, A. J. Bose, A. Duplessis, M. Jiralerspong, and G. Gidel, “On the stability of iterative retraining of generative models on their own data,” in *International Conference on Learning Representations*, 2024.
- [10] A. Narang, E. Faulkner, D. Drusvyatskiy, M. Fazel, and L. J. Ratliff, “Multiplayer performative prediction: Learning in decision-dependent games,” *Journal of Machine Learning Research*, vol. 24, no. 202, pp. 1–56, 2023.
- [11] H. Le Cadre, M. Datar, M. Guckert, and E. Altman, “Learning market equilibria preserving statistical privacy using performative prediction,” *IEEE Transactions on Automatic Control*, 2025.
- [12] P. Mohajerin Esfahani and D. Kuhn, “Data-driven distributionally robust optimization using the wasserstein metric: Performance guarantees and tractable reformulations,” *Mathematical Programming*, vol. 171, no. 1, pp. 115–166, 2018.
- [13] J. Blanchet and K. Murthy, “Quantifying distributional model risk via optimal transport,” *Mathematics of Operations Research*, vol. 44, no. 2, pp. 565–600, 2019.
- [14] D. Kuhn, S. Shafiee, and W. Wiesemann, “Distributionally robust optimization,” *arXiv preprint arXiv:2411.02549*, 2024.
- [15] S. Shafieezadeh-Abadeh, V. A. Nguyen, D. Kuhn, and P. Mohajerin Esfahani, “Wasserstein distributionally robust Kalman filtering,” in *Advances in Neural Information Processing Systems*, 2018.
- [16] J. Coulson, J. Lygeros, and F. Dörfler, “Distributionally robust chance constrained data-enabled predictive control,” *IEEE Transactions on Automatic Control*, vol. 67, no. 7, pp. 3289–3304, 2021.
- [17] B. Taskesen, D. Iancu, Ç. Koçyiğit, and D. Kuhn, “Distributionally robust linear quadratic control,” in *Advances in Neural Information Processing Systems*, 2023.
- [18] R. D. McAllister and P. M. Esfahani, “Distributionally robust model predictive control: Closed-loop guarantees and scalable algorithms,” *IEEE Transactions on Automatic Control*, 2024.
- [19] J.-S. Brouillon, A. Martin, J. Lygeros, F. Dörfler, and G. Ferrari-Trecate, “Distributionally robust infinite-horizon control: from a pool of samples to the design of dependable controllers,” *IEEE Transactions on Automatic Control*, 2025.
- [20] D. Kuhn, P. M. Esfahani, V. A. Nguyen, and S. Shafieezadeh-Abadeh, “Wasserstein distributionally robust optimization: Theory and applications in machine learning,” in *Operations Research & Management Science In the Age of Analytics*, pp. 130–166, Informa, 2019.
- [21] Z. Liu, Q. Bai, J. Blanchet, P. Dong, W. Xu, Z. Zhou, and Z. Zhou, “Distributionally robust Q -learning,” in *International Conference on Machine Learning*, 2022.
- [22] Z. Hu and L. J. Hong, “Kullback-leibler divergence constrained distributionally robust optimization,” *Available at Optimization Online*, vol. 1, no. 2, p. 9, 2013.
- [23] J. C. Duchi, P. W. Glynn, and H. Namkoong, “Statistics of robust optimization: A generalized empirical likelihood approach,” *Mathematics of Operations Research*, vol. 46, no. 3, pp. 946–969, 2021.
- [24] S. Shafieezadeh-Abadeh, D. Kuhn, and P. M. Esfahani, “Regularization via mass transportation,” *Journal of Machine Learning Research*, vol. 20, no. 103, pp. 1–68, 2019.
- [25] S. Xue and Y. Sun, “Distributionally robust performative prediction,” in *Advances in Neural Information Processing Systems*, 2024.
- [26] Z. Jia, Y. Wang, R. Dong, and G. A. Hanasusanto, “Distributionally robust performative optimization,” in *Advances in Neural Information Processing Systems*, 2025.
- [27] F. Luo and S. Mehrotra, “Distributionally robust optimization with decision dependent ambiguity sets,” *Optimization Letters*, vol. 14, no. 8, pp. 2565–2594, 2020.
- [28] C. Qu, H. Jia, and P. You, “Decision-dependent distributionally robust optimization with application to dynamic pricing,” in *Proc. of the 64th IEEE Conference on Decision and Control*, IEEE, 2025.
- [29] N. Noyan, G. Rudolf, and M. Lejeune, “Distributionally robust optimization with decision-dependent ambiguity set,” *Optimization Letters*, vol. 14, no. 8, pp. 2541–2564, 2020.
- [30] D. Fonseca and M. Junca, “Decision-dependent distributionally robust optimization,” *arXiv preprint arXiv:2303.03971*, 2023.
- [31] A. Sinha, H. Namkoong, R. Volpi, and J. C. Duchi, “Certifying some distributional robustness with principled adversarial training,” in *International Conference on Learning Representations*, 2018.
- [32] D. A. Edwards, “On the Kantorovich–Rubinstein theorem,” *Expositiones Mathematicae*, vol. 29, no. 4, pp. 387–398, 2011.
- [33] C. Fusion and W. Cukierski, “Give me some credit.” <https://kaggle.com/competitions/GiveMeSomeCredit>, 2011. Kaggle.