

# FaA-CAF: Modular Single-RF-Chain Near-Field mmWave Sensing via Clip-On Antenna Fabric

Pin-Han Ho, Haoran Mei, Limei Peng, Yiming Miao, Xu Fan, Kairan Liang, Tong Wei, and Wei Duan

**Abstract**—Near-field millimeter-wave sensing is poised to play a key role in future wireless systems, enabling environment-aware, embodied, and application-adaptive operation under stringent form-factor and hardware constraints. However, achieving high spatial resolution in the near field typically requires large antenna arrays, multiple radio frequency (RF) chains, or mechanical scanning, creating a fundamental tension between spatial observability and system simplicity.

This paper presents frequency-as-aperture clip-on antenna fabric (FaA-CAF), a hardware-efficient sensing-by-design architecture that synthesizes spatial aperture through the FaA paradigm using a single RF chain. FaA-CAF realizes a modular clip-on aperture fabric, in which frequency-selective clip-on modules (CMs) are attached to a shared guided-wave substrate and implicitly coordinated by the instantaneous frequency-modulated continuous-wave (FMCW) excitation frequency. In this fabric, FMCW signaling simultaneously indexes the sensing aperture and orchestrates uplink-downlink signal distribution and echo multiplexing in a switch-free, fully passive, and all-analog manner, eliminating RF switching and multi-channel front ends.

An online self-calibration mechanism stabilizes the frequency-to-aperture mapping under practical attachment variability without requiring full matrix calibration. Two case studies illustrate the robustness of the proposed approach and quantify the predictable sensing-margin tradeoffs introduced by modular deployment. Overall, FaA-CAF demonstrates that near-field spatial observability can be scaled through architectural coordination in the frequency domain rather than hardware expansion, providing a reconfigurable and hardware-efficient pathway toward embodied sensing and integrated sensing and communication (ISAC) in future wireless systems.

## I. INTRODUCTION

Near-field millimeter-wave (mmWave) sensing is emerging as a key capability for environment-aware wireless systems and compact edge devices. Unlike far-field radar, near-field sensing must explicitly account for spherical wavefront curvature and spatially varying amplitude and phase across the sensing aperture [1]. While this increases modeling and calibration complexity, it also enables richer spatial observability

for high-resolution perception at meter and sub-meter ranges. Such capability is attractive for touchless human-computer interaction, privacy-preserving vital-sign monitoring via micro-motion sensing, and close-range robotic perception requiring millimeter-level precision.

A central challenge is that *near-field perception is fundamentally constrained by spatial resolution*. Fine angular and cross-range discrimination requires a sufficiently large effective aperture [1], particularly in confined environments with closely spaced targets. This leads to a persistent *spatial-resolution bottleneck*: although modern mmWave radars can readily scale bandwidth to improve range resolution, angular and cross-range resolution remain tightly coupled to physical aperture size, array complexity, and calibration burden [2]. As a result, compact sensing platforms face an unfavorable tradeoff between form factor and spatial fidelity.

This bottleneck is further exacerbated when sensing is expected to support higher-level environmental understanding beyond isolated detections. Integrated sensing and communication (ISAC) in sixth-generation (6G) networks provides a natural foundation for such capabilities by sharing spectrum and hardware across functions [3]. However, achieving fine-grained spatial awareness in compact radios requires high spatial resolution under strict cost, power, and hardware constraints [3].

To meet these requirements, state-of-the-art mmWave sensing systems typically adopt one of three architectures: (i) multiple-input and multiple-output (MIMO) virtual arrays, (ii) phased-array beam steering, or (iii) synthetic aperture radar (SAR) or mechanical scanning [3]–[5]. While effective, these approaches scale hardware and calibration complexity with aperture size or rely on mechanical motion, making them ill-suited for compact, low-cost, and application-adaptive near-field sensing. Moreover, conventional antenna arrays are typically fixed and monolithic, limiting reconfigurability across applications.

These limitations motivate alternative *sensing-by-design* front-end architectures that can synthesize spatial aperture with minimal RF hardware. This work therefore asks: *Can a reconfigurable sensing aperture be realized with minimal hardware—ideally a single RF chain—while overcoming the near-field spatial-resolution bottleneck? Can such an aperture be made modular and application-adaptive without introducing additional RF chains or active switching?*

We address these questions by introducing a sensing-by-design mmWave architecture termed *Frequency-as-Aperture Clip-on Aperture Fabric* (FaA-CAF), aiming at frequency-indexed aperture synthesis on a single-RF-chain platform

Pin-Han Ho, Haoran Mei, Limei Peng, and Yiming Miao are with Shenzhen Institute for Advanced Study, University of Electronic Science and Technology of China, Shenzhen, Guangdong, China.

Kairan Liang and Pin-Han Ho are with the Department of Electrical and Computer Engineering, University of Waterloo, Waterloo, ON, Canada.

Xu Fan and Limei Peng are with the School of Computer Science and Engineering, Kyungpook National University, Daegu, South Korea.

Wei Duan is with Nantong University, China.

Tong Wei is with Interdisciplinary Centre for Security, Reliability and Trust University of Luxembourg, 29 avenue JF Kennedy, Luxembourg, 1511 Luxembourg (e-mail: tong.wei@uni.lu).

Pin-Han Ho and Limei Peng are co-corresponding authors (email: pin-hanho71@gmail.com).

TABLE I  
REPRESENTATIVE SENSING-BY-DESIGN PARADIGMS AND RECONFIGURABLE ANTENNA APPROACHES FOR MMWAVE SENSING.

Category	Key Mechanism	Strengths	Limitations	Rep. References
Waveform-centric sensing-by-design	Probing waveform shaping (FMCW, SFCW, phase-coded, multicarrier)	Improves range/Doppler resolution; flexible ambiguity and interference control; compatible with ISAC waveforms	Limited angular/cross-range resolution under fixed physical aperture; requires complementary spatial diversity	[6]–[8]
Aperture-centric sensing-by-design (Phased arrays, MIMO, mechanical scanning)	Explicit spatial aperture engineering via arrays, virtual arrays, or motion	High angular and cross-range resolution; mature signal processing frameworks	Scales RF chains, calibration burden, and power consumption; limited reconfigurability; mechanical scanning incurs latency	[4], [9]
Programmable / metasurface-based apertures	Field shaping using reconfigurable intelligent surfaces or coding metasurfaces	Adds sensing diversity without fully scaling RF chains; promising for ISAC integration	Requires careful control and calibration; system-level integration complexity	[10], [11]
Reconfigurable antennas (pattern / polarization / frequency)	Discrete EM state switching via tunable components (PIN diodes, varactors, micro-electromechanical systems)	Enables angular, polarimetric, and spectral diversity with limited RF hardware	Switching loss and latency; finite number of states; increased calibration complexity	[12]–[14]
Frequency-scanned leaky-wave antennas (LWAs)	Frequency-dependent beam steering via dispersive traveling-wave radiation	Single-RF-chain angular diversity; no phase shifters or multi-channel beamforming	Realizes $f \rightarrow \theta(f)$ only; limited beamwidth and scanning slope; lacks well-defined near-field aperture correspondence	[3]

by distributing multiple frequency-selective clip-on antenna modules along a shared guided-wave substrate. Rather than operating as a network of addressed nodes, FaA-CAF forms a passive aperture fabric in which module activation, uplink–downlink coordination, and echo multiplexing are implicitly governed by the instantaneous FMCW excitation frequency, eliminating RF switching, multi-channel front ends, and explicit control signaling. An online self-calibration mechanism is further developed to stabilize the FaA mapping under assembly tolerances and environmental variations. Together, these elements enable scalable, reconfigurable, and embodied near-field spatial sensing while preserving a structured measurement model suitable for high-resolution perception.

The main contributions of this paper are summarized as follows:

- Propose FaA-CAF, a *sensing-by-design* architecture that enhances near-field spatial resolution by synthesizing aperture through *frequency-indexed radiation states* on a single-RF-chain platform, avoiding dense arrays, phased arrays, and mechanical scanning.
- Introduce a modular *clip-on module* that transforms a guided-wave substrate into a reconfigurable radiating aperture, where frequency subbands selectively activate radiating modules to realize passive, all-analog spatial diversity.
- Develop an *online self-calibration* scheme that compensates FaA mapping variations in situ, enabling robust near-field sensing under practical deployment conditions.
- Present two case studies evaluating the proposed self-calibration mechanism and the link-budget impact of the clip-on aperture fabric.

The rest of the paper is organized as follows. Section II reviews state-of-the-art sensing-by-design paradigms and the FaA concept. Section III presents the proposed FaA-CAF architecture, followed by the online calibration mechanism in Section IV. Section V provides two case studies offering

performance insights into FaA-CAF. Section VI concludes the paper and outlines future research directions.

## II. SENSING BY DESIGN PARADIGMS: A REVIEW

### A. State-of-the-Art on Sensing by Design Paradigms

Table I summarizes representative sensing-by-design paradigms, including waveform-centric approaches, aperture-centric architectures based on arrays or motion, programmable metasurfaces, and frequency-scanned mechanisms. Despite their diversity, these approaches share a common principle: high angular and cross-range resolution ultimately stems from rich spatial degrees of freedom at the electromagnetic front end.

Among them, frequency-scanned architectures are attractive for hardware-efficient sensing, as they enable single-RF-chain spatial diversity without phase shifters or multi-channel beamforming. However, conventional frequency-scanned leaky-wave antennas (LWAs) primarily implement a frequency-to-angle mapping,  $f \rightarrow \theta(f)$ , which does not constitute a well-defined virtual aperture for near-field focusing. This limitation motivates a rethinking of frequency-scanned sensing, in which frequency is elevated from a beam-steering parameter to an explicit aperture-synthesis dimension, leading to the frequency-as-aperture paradigm developed in this work.

### B. Frequency-indexed aperture engineering: FaA

Our study in [15] introduced the frequency-as-aperture (FaA) paradigm, where the sensing aperture is synthesized in the frequency state space rather than through physical array expansion or increased RF channel count. FaA addresses a core sensing-by-design challenge: *generating a large set of structured sensing states using minimal RF hardware*.

Specifically, the local-oscillator (LO) frequency index is treated as an explicit sensing dimension, with each discrete carrier frequency  $f_c$  [m] corresponding to a distinct radiating state and spatial response. Leveraging leaky-wave radiation,

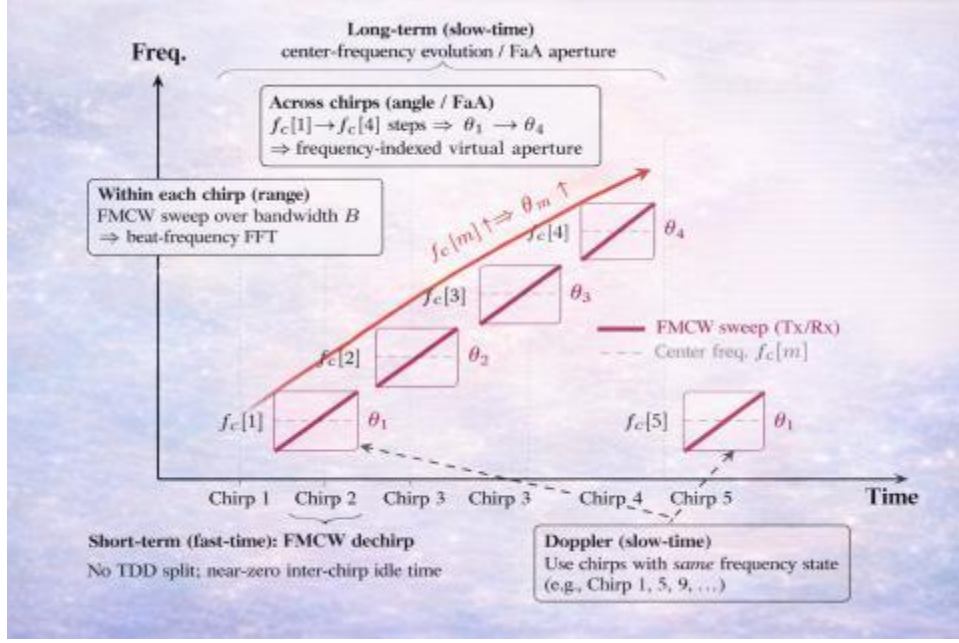


Fig. 1. Simultaneous transmit/receive microstrip leaky-wave antenna with frequency-modulated continuous-wave excitation (mLWA-FMCW) timing diagram enabling range–Doppler–angle sensing via chirp-to-chirp center-frequency evolution.

FaA establishes a structured mapping  $f_c[m] \rightarrow \theta_m$  and enables a *frequency-indexed virtual aperture* that can be coherently exploited across frequency states.

The impact of FaA is most pronounced in the *near-field* regime, where wavefront curvature and range–angle coupling invalidate the far-field plane-wave assumption. Conventional near-field sensing therefore relies on large apertures, dense arrays, or multi-channel phase-coherent RF front ends, leading to substantial hardware and calibration overhead. FaA offers an alternative by engineering frequency-dependent sensing states using a single RF chain, enabling aperture synthesis and enriched spatial observability without physical array expansion.

In particular, [15] introduced *2PO-mLWA-FMCW*, a single-RF-chain realization of FaA that integrates FMCW excitation with orthogonally oriented microstrip leaky-wave antennas. Frequency-scanned radiation along two coplanar directions enables two-dimensional near-field spatial discrimination and structured frequency-indexed aperture formation without phased arrays or multi-channel RF hardware.

Fig. 1 illustrates chirp-to-chirp FMCW center-frequency scanning under the FaA paradigm. Chirps at distinct center frequencies  $f_c[m]$  occupy disjoint intervals separated by guard gaps to ensure beat-frequency separability with a single RF chain. Range profiles are extracted within each chirp using standard dechirp processing followed by beat-frequency fast Fourier transform (FFT). Spatial reconstruction is then performed *across frequency states* by treating  $f_c[m]$  as a frequency-indexed virtual aperture and solving a near-field Green’s function measurement model, rather than applying far-field angular FFT. Doppler is estimated via slow-time processing across repeated chirps sharing the same frequency state over successive evolutions, yielding a compact range–Doppler–spatial representation from a single FMCW-excited

LWA.

### III. PROPOSED FAA-CAF ARCHITECTURE

Built on the FaA paradigm, FaA-CAF realizes a clip-on aperture fabric for near-field mmWave sensing using a single RF chain. Multiple clip-on modules (CMs) are physically distributed along a shared guided-wave substrate and selectively activated by the instantaneous FMCW excitation frequency, enabling spatial diversity without RF switching, multi-channel front ends, or digital control.

Rather than operating as a network of explicitly addressed nodes, FaA-CAF forms a passive and continuous sensing fabric, in which module activation, uplink–downlink coordination, and echo multiplexing are implicitly governed by the FMCW frequency on the shared substrate. This frequency-indexed coordination gives rise to fabric-level sensing behavior without explicit routing or control signaling.

#### A. FaA-CAF Architecture

FaA-CAF extends the FaA paradigm toward lightweight embodied synthetic-aperture sensing by distributing multiple CMs, each comprising a frequency-selective coupler (FSC) and a clip-on leaky-wave antenna (c-LWA), along a flexible microstrip trunk (MT). The MT serves as a passive guided-wave backbone that delivers FMCW excitation and collects echoes, while preserving a structured, frequency-indexed single-RF-chain measurement model suitable for on-line calibration.

1) *MT as Aperture Backbone*: As shown in Fig. 2, CMs can be attached at arbitrary locations and orientations along the MT (e.g., robotic limbs or wearable segments), enabling a spatially distributed and mechanically reconfigurable aperture. Aperture formation is therefore determined by the *placement*

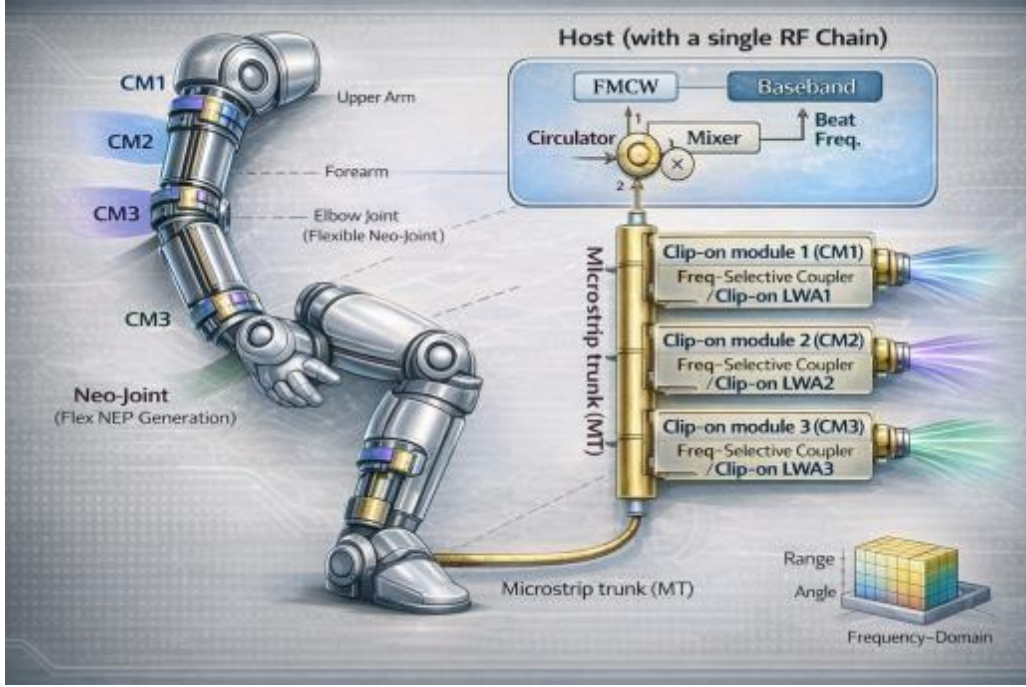


Fig. 2. Conceptual illustration of FaA-CAF, a frequency-as-aperture clip-on aperture fabric in which multiple passive modules are distributed along a shared guided-wave substrate and implicitly coordinated by FMCW frequency-indexed excitation.

and orientation of the CMs together with their assigned frequency subbands, rather than by fabricating a monolithic phased array or employing phase shifters.

2) *c-LWA and FSC as Aperture Units*: Each CM radiates through an explicit antenna section, making its radiation and frequency-scanning behavior easier to model than perturbation-based pinching structures. The FSC functions as an analog subband selector: when the instantaneous excitation frequency satisfies  $f \in B_k$ , the  $k$ -th CM is activated, while remaining approximately transparent outside its passband. Multiple CMs can therefore coexist on a shared MT without RF switches, digital multiplexing, or multiple RF chains, provided that their subbands are non-overlapping.

### B. CM Working Principles

Fig. 3 illustrates a CM mounted on the MT. Mechanically, a spring clamp integrated into the CM housing ensures repeatable placement and a controlled proximity gap  $g \ll \lambda$ , where  $\lambda$  denotes the signal wavelength. Electrically, the FMCW excitation follows the signal path  $MT \rightarrow FSC \rightarrow \text{feed} \rightarrow c\text{-LWA} \rightarrow \text{radiation}$ , with coupling across the small gap dominated by evanescent near fields, enabling compact and contactless power transfer. Echo collection follows the same path in reverse.

The FSC implements a band-limited tap that extracts guided power only within its designated subband  $B_k$  and remains transparent elsewhere. This “one-subband-one-CM” modularity enables scalable and reconfigurable aperture synthesis on a shared MT with minimal RF hardware. Notably, FaA-CAF does not rely on precision mechanical alignment or factory-level repeatability; spatial consistency is instead ensured at the fabric level by design.

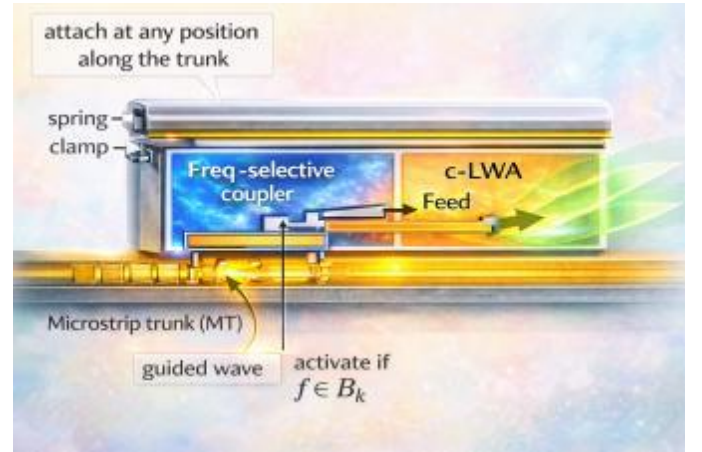


Fig. 3. Exploded-view cross-section of a clip-on aperture module on a microstrip trunk (MT). A frequency-selective coupler extracts guided power across a small gap  $g \ll \lambda$  and feeds a clip-on LWA (c-LWA) for radiation, activated only when  $f \in B_k$ .

### C. Signal Path of Multi-CM FaA-CAF

1) *Downlink FMCW Excitation Distribution*: Multiple CMs along a shared MT are jointly driven by a single FMCW RF chain. Each CM is assigned a distinct subband, such that only the CM whose passband contains the instantaneous sweep frequency becomes active, while others remain transparent. This frequency-indexed activation achieves switch-free and mutually exclusive CM operation in the frequency domain.

2) *Uplink Echo Collection and Multiplexing*: Echoes captured by each c-LWA are passively re-injected into the MT and routed back to the mixer through the same analog path. To ensure unambiguous separation of the resulting beat sig-

nals, the FMCW sweep is designed such that different CMs occupy disjoint frequency windows. After dechirping, the corresponding beat bursts therefore appear in non-overlapping time intervals.

Fig. 4 illustrates an example of clip-on aperture fabric operation in which two CMs are orchestrated under a single FMCW excitation. Each CM is activated in a frequency-indexed manner, passively isolated by its assigned subband, and temporally coordinated by the FMCW waveform, enabling a scalable synthetic aperture using a single RF chain.

To ensure robust separability under worst-case conditions, a guard gap  $T_g$  is inserted between adjacent subbands such that  $T_g > T_{\max} + T_{\text{ringing}} + T_{\text{multipath}}$ . This condition prevents beat components from different CMs from overlapping in the intermediate-frequency domain, even in the presence of long propagation delays, resonant transients, or multipath effects. While the FMCW waveform allows flexible CM activation and sensing schedules, detailed waveform optimization is beyond the scope of this paper.

Fig. 5 summarizes the architectural efficiency of the proposed FaA-CAF in comparison with conventional mmWave sensing architectures. Unlike MIMO radars, phased arrays, and mechanical SAR systems that scale via increased hardware complexity or controlled motion to expand aperture, FaA-CAF synthesizes spatial diversity directly in the frequency domain and achieves comparable spatial resolution without increasing front-end hardware complexity under the FaA paradigm [15]. Coupled with its strong morphological and application adaptability, FaA-CAF is well suited for embodied near-field sensing scenarios in which sensing surfaces, form factors, and deployment conditions vary, and where compact, low-power, and calibration-light front ends are essential.

#### IV. PROPOSED ONLINE SELF-CALIBRATION MECHANISM

The proposed online self-calibration approach leverages three built-in reference scatterers embedded inside the host enclosure, which is characterized by requiring no external target or full per-device matrix calibration, preserving the modularity, passivity, and low user burden of the FaA-CAF architecture.

##### A. Problem Formulation

Let  $S_{\text{cal}}^{(p)}(f_c[m])$  denote the complex response from the  $p$ -th reference scatterer ( $p \in \{1, 2, 3\}$ ) associated with the  $m$ -th FMCW frequency state of center frequency  $f_c[m]$ . The objective is to estimate a compact parameter vector  $\theta$  that captures dominant deployment-induced distortions of the frequency-indexed aperture, including a global delay offset, smooth frequency-dependent gain variation, and low-dimensional perturbations of the nominal frequency-to-space mapping. To ensure identifiability,  $\theta$  is deliberately restricted to a small number of degrees of freedom (e.g., a global delay term, a low-order gain profile, and a few smooth mapping coefficients), so that the calibration remains well-conditioned and does not scale with the number of frequency states. Under this model, the response from each reference scatterer is a deterministic function of the frequency state and the calibration parameters.

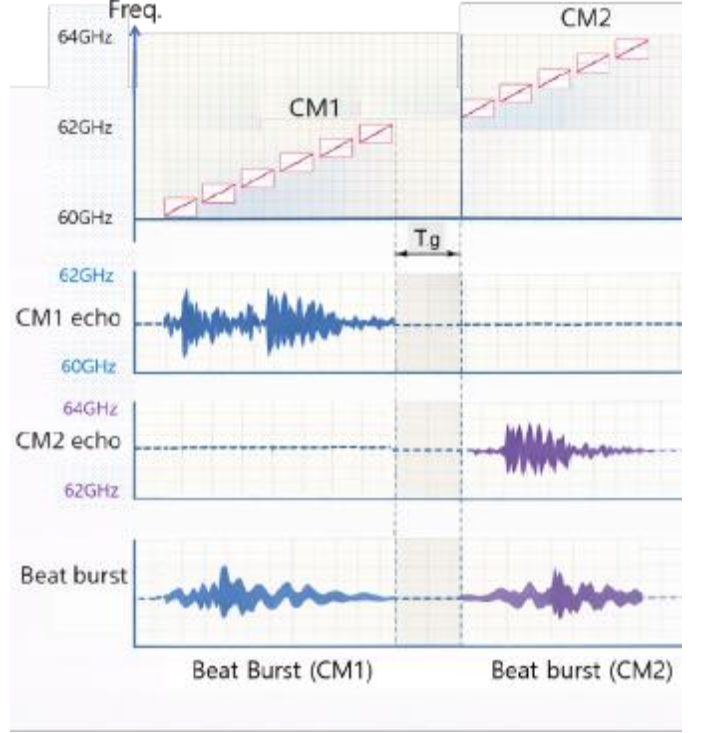


Fig. 4. Frequency-coordinated operation of the aperture fabric under FaA-CAF where interference-free downlink and uplink distribution/collection for the CMs can be achieved.

Calibration is performed via the lightweight fitting objective

$$\hat{\theta} = \arg \min_{\theta} \sum_{p=1}^3 \sum_m \left\| S_{\text{cal}}^{(p)}(f_c[m]) - \tilde{S}^{(p)}(f_c[m]; \theta) \right\|^2, \quad (1)$$

where  $\tilde{S}^{(p)}(f_c[m]; \theta)$  denotes the modeled response associated with the  $m$ -th frequency state after applying the calibration parameters. The use of multiple reference scatterers provides range and angular diversity, which jointly constrains the delay, gain, and mapping parameters and renders  $\theta$  identifiable despite its low dimensionality.

The output of the optimization is a corrected frequency-to-space mapping  $f_c[m] \rightarrow \hat{\mathbf{x}}(f_c[m])$ , which stabilizes near-field focusing across the aperture fabric without requiring a full frequency-space mapping matrix.

Importantly, FaA-CAF does not explicitly estimate physical quantities such as the coupling gap  $g$  or module placement errors. Instead, their aggregate effects are absorbed into the low-dimensional calibration model learned from the reference scatterers, enabling stable fabric operation across attachment cycles without mechanical sensing or explicit reconfiguration.

##### B. Applying the Calibrated Mapping to Beat Frequency Measurements

Once online calibration establishes a frequency-to-space mapping  $f_k \rightarrow \hat{\mathbf{x}}(f_k)$ , the calibrated mapping is applied to frequency-indexed beat frequency measurements to construct a coherent near-field virtual aperture. The processing consists of frequency-state normalization followed by geometry-aware coherent focusing.

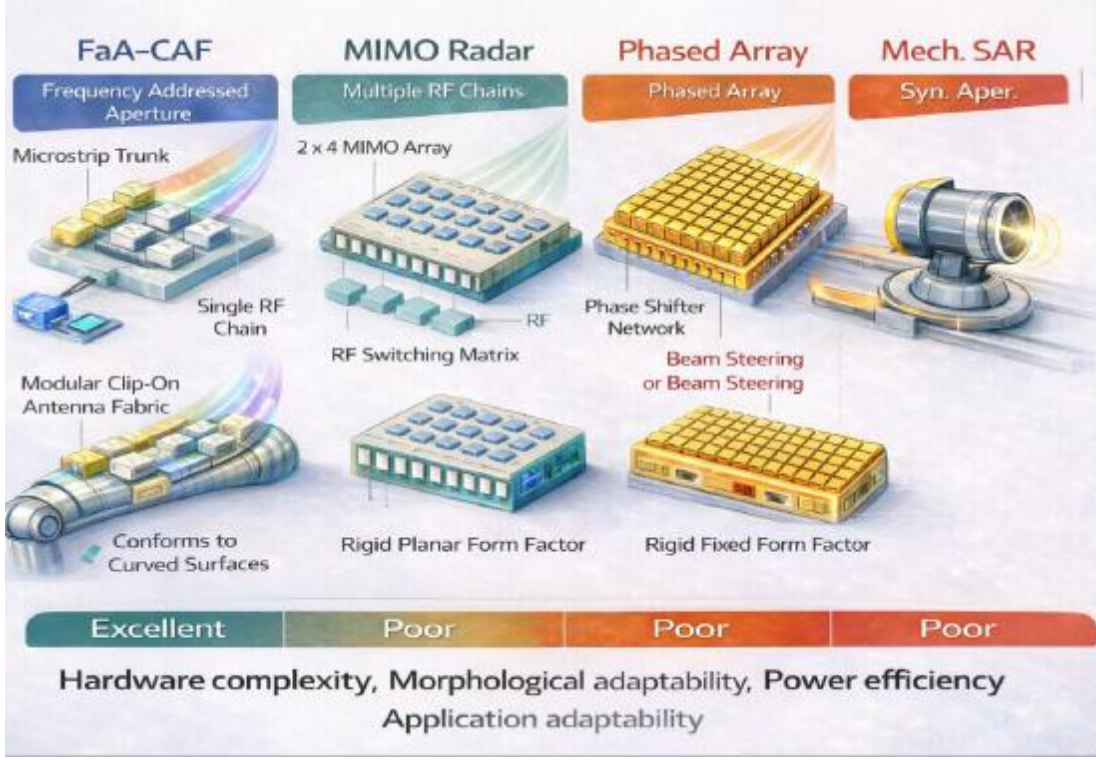


Fig. 5. Architectural comparison of near-field sensing paradigms.

1) *Frequency-State Normalization*: For each frequency state  $f_k$ , the received FMCW signal is dechirped to obtain a complex range profile  $Y_k(r)$ . Calibration compensates frequency-dependent distortions that are common across all fabric states, including system delay and gain variation, yielding a normalized response  $\hat{Y}_k(r)$ . Specifically, the received signal is phase-aligned using an estimated system delay  $\hat{\tau}$  and amplitude-normalized using a frequency-dependent gain correction  $\hat{A}(f_k)$ , both inferred from built-in reference scatterers.

After this step, residual phase variation across frequency states is dominated by propagation geometry rather than hardware effects.

2) *Geometry-Aware Coherent Focusing*: Each frequency state is then interpreted as a virtual aperture sample located at the calibrated position  $\mathbf{x}_c^{(f)}[m]$ . Near-field spatial focusing is performed by coherently combining the normalized beat-frequency responses across all usable frequency states,

$$Z(\mathbf{p}) = \sum_{m \in \mathcal{M}} \hat{Y}_m(r(\mathbf{p})) \exp\left(j \frac{4\pi f_c[m]}{c} \|\mathbf{p} - \hat{\mathbf{x}}(f_c[m])\|\right), \quad (2)$$

where  $\mathcal{M}$  denotes the set of frequency states whose beat-frequency SNR exceeds a minimum processing threshold,  $c$  denotes the speed of light, and  $\mathbf{p}$  denotes a candidate spatial location in the imaging region.

This formulation emphasizes that the proposed online self-calibration mechanism does not aim to recover explicit physical attachment parameters. Instead, it establishes a self-consistent, frequency-indexed coordinate system over the aperture fabric, within which standard near-field coherent processing can be directly applied.

## V. CASE STUDIES

### A. Qualitative Comparison on Calibration

This case study compares the proposed online self-calibration method in FaA-CAF (*our scheme*) with a conventional calibration approach based on anechoic chambers or external reference targets (*conventional scheme*). The goal is to contrast their underlying assumptions, cost, and robustness at the *fabric level*, rather than to assess absolute antenna characterization accuracy.

The conventional scheme seeks to recover detailed per-element or per-frequency responses that can be reused across deployments. In contrast, our scheme does not estimate explicit physical parameters or absolute radiation patterns. Instead, it establishes a *self-consistent frequency-to-space coordinate system* tied to the current attachment state of the aperture fabric, which is sufficient for near-field sensing and spatial discrimination.

a) *Calibration Cost and Practical Deployability*: A primary distinction lies in cost and scalability. Conventional calibration requires external targets, specialized facilities, and manual procedures, making it suitable for laboratory characterization but impractical for frequent reconfiguration or large-scale deployment. By contrast, our scheme operates automatically using built-in reference scatterers, requires no external equipment, and introduces only a brief start-up overhead. This enables repeated attachment, relocation, and replacement of clip-on modules, supporting plug-and-play and application-adaptive operation.

b) *Impact on Frequency-to-Space Mapping Consistency*: Calibration effectiveness is reflected in the consistency of the

inferred frequency-to-space mapping across attachment cycles. Conventional schemes may suffer from deployment-induced mismatches when reused outside controlled environments, leading to near-field defocusing. In contrast, our scheme continuously re-establishes a fabric-consistent mapping anchored to built-in references. While this mapping may differ from a factory-calibrated model, it remains internally consistent for the deployed configuration, ensuring stable near-field focusing and spatial fingerprint extraction under mechanical and electromagnetic perturbations.

*c) Discussion:* Overall, the proposed online self-calibration is not a substitute for exhaustive laboratory calibration in absolute antenna characterization. Rather, it complements conventional methods by targeting modular, re-configurable, and embodied sensing fabrics. By shifting the calibration objective from recovering physical parameters to maintaining a self-consistent sensing coordinate system, FaA-CAF enables practical near-field sensing in scenarios where conventional calibration becomes impractical or brittle.

### B. Impact of Clip-On Loss on 4D Radar Observability

This case study examines the system-level impact of detachable CMs on beat frequency signals and four-dimensional radar observability in FaA-CAF. Rather than detailed electromagnetic modeling, the focus is on providing an intuitive assessment of how modular, plug-and-play aperture deployment affects sensing margin and how this impact manifests at the fabric output.

*a) Problem Setup and Comparison Baseline:* We consider a monostatic FMCW radar operating in the 60–66 GHz band and compare two sensing front ends under identical transmit power, bandwidth, target distance, and radar cross section. The first is a conventional single-antenna FMCW radar with a directly fed fixed antenna. The second is a FaA-CAF front end, where frequency-selective CMs are attached to a shared guided-wave substrate and excited by a single RF chain.

This comparison isolates the incremental impact of the clip-on aperture fabric on beat frequency signal strength and examines how it propagates through the frequency-indexed aperture into the resulting four-dimensional radar data cube.

*b) Sources of Attenuation in FaA-CAF:* Relative to a directly fed antenna, FaA-CAF introduces additional attenuation due to modular coupling, guided-wave distribution, and module-level radiation efficiency. These effects are treated as a system-level sensing-margin reduction rather than a component-level loss budget. Importantly, they primarily reduce signal magnitude without altering the underlying frequency-indexed aperture structure. As a result, the key question is how reduced beat frequency SNR limits the number of usable frequency states and the resulting spatial observability.

*c) From Beat Frequency Attenuation to 4D Radar Observability:* Clip-on-induced attenuation lowers the beat frequency SNR of individual frequency states, potentially causing marginal states to fall below a practical processing threshold. This leads to a reduced effective virtual aperture and diminished observability within the range–Doppler–angle–(polarization) data cube. Crucially, this degradation results

from the loss of low-SNR frequency states rather than a breakdown of the frequency-as-aperture mechanism itself. Provided that a sufficient subset of frequency states remains usable, near-field focusing and spatial discrimination are preserved, albeit with reduced detection range.

*d) A Numerical Example:* As an illustrative link-budget example (not a measured result), the CM introduces an additional beat frequency SNR reduction of approximately 8dB at a target range of 3 m. Due to the  $R^{-4}$  dependence of the monostatic radar equation, this SNR penalty reduces the maximum detectable range by a factor of about 1.58, shrinking a 5 m baseline range to roughly 3.2 m.

Attenuation also reduces the effective size of the frequency-indexed aperture. With a conservative 10dB SNR threshold, frequency-dependent ripple may render 20 out of 64 frequency states unusable, yielding an effective aperture size of  $M_{\text{eff}} = 44$ . Although this reduction increases sidelobe levels and lowers robustness, the FaA frequency-scanning mechanism remains functional as long as a sufficient number of frequency states exceed the SNR threshold required for reliable beat-frequency extraction. Overall, the clip-on aperture fabric introduces a predictable reduction in observability margin rather than a loss of the fundamental frequency-indexed aperture capability.

#### Numerical Example of Clip-On Loss Impact

- **Baseline setup:**
  - Monostatic FMCW radar, 60–66 GHz bandwidth
  - Point target at  $R = 3\text{m}$
  - Baseline beat frequency SNR  $\approx 20\text{dB}$
  - Frequency-indexed aperture size:  $M = 64$
- **Clip-on attenuation model:**
  - Coupling loss: 4dB
  - Guided-wave loss: 1dB
  - Module insertion / radiation loss: 2dB
  - Residual mismatch ripple (after calibration): 1 dB
  - Total penalty:  $\approx 8\text{dB}$
- **Beat frequency SNR impact:**
  - Beat frequency SNR at 3m reduced to  $\approx 12\text{dB}$
- **Detection range impact:**
  - 8dB SNR penalty  $\Rightarrow$  range reduction factor  $\approx 1.58$
  - Example:  $R_{\text{max}}$  reduced from 5m to  $\approx 3.2\text{m}$
- **Effective aperture impact:**
  - Processing threshold: 10dB SNR
  - 20 marginal frequency states fall below threshold
  - Effective aperture size:  $M_{\text{eff}} = 44$
- **Key architectural takeaway:**
  - Clip-on loss leads to a predictable reduction in sensing margin and usable frequency states
  - The aperture fabric preserves near-field spatial discrimination as long as a sufficient subset of frequency states remains above the SNR threshold

## VI. CONCLUSIONS

This paper introduced FaA-CAF, a frequency-as-aperture clip-on aperture fabric that rethinks how spatial aperture, module activation, and signal coordination can be realized for near-field mmWave sensing under a single-RF-chain constraint. Distinct from conventional frequency-scanned antennas or array-based architectures, FaA-CAF elevates frequency from a mere waveform parameter to a *structural dimension of the sensing front end*. In particular, the FMCW excitation simultaneously serves as an aperture index and as an implicit coordination mechanism for uplink–downlink signal distribution and echo multiplexing, enabling switch-free, fully passive, and all-analog operation.

This dual use of FMCW fundamentally departs from existing paradigms that rely on dense antenna arrays, phase-shifter networks, RF switching matrices, or mechanical motion to scale spatial resolution. By embedding spatial diversity and module selectivity directly into the analog frequency domain, FaA-CAF realizes a lightweight sensing fabric distributed along a shared guided-wave substrate, while preserving a structured FMCW measurement model amenable to standard near-field processing. The proposed online self-calibration scheme further stabilizes the frequency-to-space mapping across attachment cycles without full matrix calibration, making the fabric robust to deployment variability and practical for plug-and-play operation.

From an architectural perspective, the key contribution of this work lies not in incremental antenna design, but in establishing a new sensing-by-design abstraction: a reconfigurable aperture fabric whose spatial behavior emerges from frequency-indexed excitation rather than explicit addressing, routing, or beamforming. This abstraction decouples spatial observability from RF chain count and active hardware complexity, providing a hardware-efficient pathway toward embodied and application-adaptive near-field sensing.

Overall, FaA-CAF demonstrates that high-resolution near-field sensing needs not be tightly coupled to hardware scaling. Instead, spatial information capacity can be synthesized in the frequency domain through careful co-design of waveform, guided-wave structures, and modular radiators. This opens several promising research directions:

*a) Scalability and Spectral Tradeoffs:* The scalability of FaA-CAF is fundamentally constrained by available bandwidth, per-module subband width, and guard gaps required for IF-domain separability. Future work should investigate adaptive subband allocation, non-uniform frequency sampling, and task-aware frequency activation strategies to balance spectral efficiency, spatial resolution, and sensing latency.

*b) Polarization-Diverse and Reconfigurable Modules:* Extending FaA-CAF to polarization-diverse or polarization-reconfigurable CMs can further enrich the sensing space by enabling joint frequency–polarization indexed observations. Such capabilities are promising for material characterization, surface orientation inference, and enhanced robustness in multipath-rich environments.

*c) Temporal Consistency and Motion-Aware Aperture Construction:* Because FaA apertures are synthesized over time, dynamic scenes and platform motion introduce temporal

consistency challenges. This motivates motion-aware aperture construction, low-latency FaA operating modes, and integration with inertial or proprioceptive sensing to preserve spatial coherence in dynamic and embodied scenarios.

### *d) Multi-Fabric and Cooperative Near-Field Sensing:*

The single-RF-chain and frequency-indexed nature of FaA-CAF makes it well suited for dense multi-node deployment. This opens avenues for cooperative near-field sensing across multiple fabrics, inter-device frequency coordination, and integration with ISAC-enabled wireless systems.

## REFERENCES

- [1] J. Cong, C. You, J. Li, L. Chen, B. Zheng, Y. Liu, W. Wu, Y. Gong, S. Jin, and R. Zhang, “Near-field integrated sensing and communication: Opportunities and challenges,” *IEEE Wireless Communications*, vol. 31, no. 6, pp. 162–169, 2024.
- [2] S. Wang, L. Mei, R. Liu, W. Jiang, Z. Yin, X. Deng, and T. He, “Multi-modal fusion sensing: A comprehensive review of millimeter-wave radar and its integration with other modalities,” *IEEE Communications Surveys Tutorials*, vol. 27, no. 1, pp. 322–352, 2025.
- [3] P. Mollahosseini, R. Shen, T. Ahmed Khan, and Y. Ghasempour, “Integrated sensing and communication: Research advances and industry outlook,” *IEEE Journal of Selected Topics in Electromagnetics, Antennas and Propagation*, vol. 1, no. 1, pp. 375–392, 2025.
- [4] A. Magbool, V. Kumar, Q. Wu, M. Di Renzo, and M. F. Flanagan, “A survey on integrated sensing and communication with intelligent metasurfaces: Trends, challenges, and opportunities,” *IEEE Open Journal of the Communications Society*, vol. 6, pp. 7270–7318, 2025.
- [5] L. Zhu, W. Ma, W. Mei, Y. Zeng, Q. Wu, B. Ning, Z. Xiao, X. Shao, J. Zhang, and R. Zhang, “A tutorial on movable antennas for wireless networks,” *IEEE Communications Surveys Tutorials*, vol. 28, pp. 3002–3054, 2026.
- [6] D. G. Gaviria, B. Geiger, C. Muth, and L. Schmalen, “On the sensing performance of fmcw-based integrated sensing and communications with arbitrary constellations,” in *2025 IEEE 101st Vehicular Technology Conference (VTC2025-Spring)*, Oslo, Norway, 2025, pp. 1–6.
- [7] W.-C. Su, M.-C. Tang, R. E. Arif, T.-S. Horng, and F.-K. Wang, “Stepped-frequency continuous-wave radar with self-injection-locking technology for monitoring multiple human vital signs,” *IEEE Transactions on Microwave Theory and Techniques*, vol. 67, no. 12, pp. 5396–5405, 2019.
- [8] Z. Wei, H. Qu, Y. Wang, X. Yuan, H. Wu, Y. Du, K. Han, N. Zhang, and Z. Feng, “Integrated sensing and communication signals toward 5g-a and 6g: A survey,” *IEEE Internet of Things Journal*, vol. 10, no. 13, pp. 11 068–11 092, 2023.
- [9] S. Kim, H.-J. Dong, J.-W. Yu, and H. L. Lee, “Phased array calibration system with high accuracy and low complexity,” *Alexandria Engineering Journal*, vol. 69, pp. 759–770, 2023. [Online]. Available: <https://www.sciencedirect.com/science/article/pii/S1110016823001242>
- [10] S. Li, T. Mao, G. Liu, F. Zhang, R. Liu, M. Hua, Z. Gao, Q. Wu, and G. K. Karagiannis, “Intelligent metasurface-enabled integrated sensing and communication: Unified framework and key technologies,” *IEEE Wireless Communications*, vol. 33, no. 1, pp. 216–223, 2026.
- [11] S. P. Chepuri, N. Shlezinger, F. Liu, G. C. Alexandropoulos, S. Buzzi, and Y. C. Eldar, “Integrated sensing and communications with reconfigurable intelligent surfaces: From signal modeling to processing,” *IEEE Signal Processing Magazine*, vol. 40, no. 6, pp. 41–62, 2023.
- [12] T. Tandel and S. Trapasiya, “Reconfigurable antenna for wireless communication: Recent developments, challenges and future,” *Wireless Personal Communications*, vol. 133, no. 2, pp. 725–768, 2023.
- [13] S. Subbaraj and S. B. Thomas, “Reconfigurable antennas and their practical applications—a review,” *Radio Science*, vol. 58, no. 9, pp. 1–13, 2023.
- [14] B. Lee, R. Liu, D. J. Love, J. V. Krogmeier, and A. Lee Swindlehurst, “Integrated polarimetric sensing and communication with polarization-reconfigurable arrays,” *IEEE Transactions on Wireless Communications*, vol. 25, pp. 10 618–10 634, 2026.
- [15] P.-H. Ho, L. Peng, Y. Miao, X. Fan, K. Liang, H. Mei, and W. Duan, “Frequency as aperture: Enabling embeddable near-field sensing for 6g wireless radios,” *arXiv preprint arXiv:2601.21584*, 2026. [Online]. Available: <https://arxiv.org/abs/2601.21584>