









From Features to Actions: Explainability in Traditional and Agentic AI Systems

Sindhuja Chaduvula¹, Jessee Ho¹, Kina Kim², Aravind Narayanan¹,
Mahshid Alinoori¹, Muskan Garg³, Dhanesh Ramachandram¹, and
Shaina Raza¹*

¹ Vector Institute for Artificial Intelligence, Toronto, Canada
{sindhuja.chaduvula, jessee.ho, aravind.narayanan, mahshid.alinoori,
dhanesh.ramachandram, shaina.raza}@vectorinstitute.ai

² Independent Researcher · ³ Mayo Clinic, Rochester, MN, USA

Abstract. Over the last decade, explainable AI has primarily focused on interpreting individual model predictions, producing post-hoc explanations that relate inputs to outputs under a fixed decision structure. Recent advances in large language models (LLMs) have enabled agentic AI systems whose behaviour unfolds over multi-step trajectories. In these settings, success and failure are determined by sequences of decisions rather than a single output. While useful, it remains unclear how explanation approaches designed for static predictions translate to agentic settings where behaviour emerges over time. In this work, we bridge the gap between static and agentic explainability by comparing attribution-based explanations with trace-based diagnostics across both settings. To make this distinction explicit, we empirically compare attribution-based explanations used in static classification tasks with trace-based diagnostics used in agentic benchmarks (TAU-bench Airline and AssistantBench). Our results show that while attribution methods achieve stable feature rankings in static settings (Spearman $\rho = 0.86$), they cannot be applied reliably to diagnose execution-level failures in agentic trajectories. In contrast, trace-grounded rubric evaluation for agentic settings consistently localizes behaviour breakdowns and reveals that state tracking inconsistency is $2.7\times$ more prevalent in failed runs and reduces success probability by 49%. These findings motivate a shift towards trajectory-level explainability for agentic systems for evaluating and diagnosing autonomous AI behaviour.

Resources:  [Code](#) ·  [Project Page](#)

Keywords: Explainable AI · Agentic AI · Large Language Models · Trajectory-level Explainability · Tool-use Agents

1 Introduction

Explainability in Artificial Intelligence (AI) has long struggled with a fundamental tension: as models grow more capable, their decision-making processes

* Corresponding author. shaina.raza@vectorinstitute.ai

become increasingly opaque. The research community has responded with a rich toolkit of post-hoc explanation methods such as SHapley Additive exPlanations (SHAP) [26], Local Interpretable Model-agnostic Explanations (LIME) [33], saliency maps, and attention visualizations that infer model behaviour without modifying the underlying system [16,15]. These techniques are well-suited to *static prediction* settings, where a system’s behaviour is evaluated with respect to a fixed input–output mapping.

However, the AI landscape has fundamentally changed. The rise of agentic AI systems [19], particularly Large Language Model (LLM)-based agents, represents a departure from the static, single-inference settings for which most traditional explainability methods were developed. Historically, Explainable AI methods (XAI) has focused on providing post-hoc explanations for individual predictions, typically under the assumption of a fixed input-output mapping and a single decision point, while interpretability has referred more broadly to models or representations that are transparent by design [32]. In contrast, agentic systems operate through sequences of observations, decisions, and tool invocations that unfold over dozens of steps before producing a final outcome [13]. This shift from *prediction* to *action*, and from *single inference* to *extended reasoning*, challenges core assumptions of traditional XAI, rendering them inadequate for explaining agentic systems’ behaviour.

Problem Statement. In static settings, explanations are commonly framed as attributions over input features or tokens for a single prediction. In agentic settings, many critical questions are trajectory-level: why an agent chose a tool, abandoned a strategy, propagated an incorrect state, or failed to recover after an error. In other words, the unit of explanation is no longer a single prediction but a *trajectory*, a sequence of states, actions, and observations that collectively determines success or failure. We argue that bridging static and agentic explainability requires re-conceptualizing explanation targets from feature-level influence to trajectory-level decision accounts, and coupling explanation artifacts with execution context and faithfulness signals grounded in the run.

Contributions. This paper makes three main contributions:

- We introduce a formal distinction between explainability for static predictors and explainability for agentic systems.
- We propose a cross-paradigm taxonomy of explanation targets and artifacts, from feature-level attributions to trajectory-level accounts.
- We empirically compare attribution-based explanations and trace-based diagnostics across (i) a static classification task and (ii) LLM-agent benchmarks (TAU-bench Airline [44], AssistantBench [25]), analyzing tool use, strategy shifts, and error recovery to motivate agent-centric requirements for actionable explanations.

Scope. We focus on explainability for *agentic task completion* systems, where an LLM-based agent achieves a high-level goal through multi-step interaction (tool calls, intermediate reasoning, and state updates). Our emphasis is on *post-hoc*, *trace-grounded* explanations and diagnostics derived from execution logs. We do not aim to provide mechanistic interpretability of model internals, nor

to propose new agent training algorithms; instead, we study what explanation artifacts are informative and actionable under a unified static-vs-agentic framing.

Empirical Findings. Our experiments on static classification tasks and agentic benchmarks (TAU-bench Airline [44], AssistantBench [25]) reveal a clear contrast between attribution-based and trace-based explanations. For static prediction tasks, SHAP and LIME produce stable feature rankings that capture aggregate correlates of model outputs. For agentic benchmarks, these attribution methods can still highlight which high-level behavioural dimensions (e.g., error recovery, tool correctness) correlate with task success in aggregate, but they do not reliably localize *which constraint was violated* in a specific failed execution. In contrast, trace-based rubric evaluations grounded in execution logs consistently yield per-run, diagnostically actionable explanations by identifying violated behavioural constraints such as tool misuse, state inconsistency, or failed recovery. Overall, these findings empirically substantiate the paradigm gap highlighted by our taxonomy and motivate concrete requirements for explainability in agentic AI systems.

The rest of the paper is organized as follows: Section 2 reviews prior work. Section 3 formalizes the static versus agentic distinction and motivates trajectory-level explainability. Section 4 describes the datasets, models, and evaluation setup. Section 5 presents results comparing attribution-based methods and trace-grounded rubric analyses across both paradigms. Section 6 presents the discussion, limitations and future directions, and Section 7 concludes the paper.

2 Related Work

We situate our work within three areas: traditional explainability methods for static models, explainability techniques for LLMs and reasoning systems, and evaluation frameworks for agentic AI.

2.1 Traditional Explainability Methods

Traditional explainability methods have predominantly focused on *extrinsic* (post-hoc) explanations, which seek to explain model behaviour after inference without modifying the underlying model, in contrast to *intrinsic* interpretable models (e.g., linear models, decision trees) [11]. Within the post-hoc paradigm, methods vary along two orthogonal dimensions: whether they are *model-agnostic*, requiring only input-output access, or *model-specific*, relying on gradients, activations, or internal representations. Broadly, post-hoc methods operate at the level of features, concepts, or internal mechanisms.

At the feature level, *attribution* methods identify which input features or regions most strongly influence predictions. *Model-agnostic* approaches include LIME [33], which fits local surrogate models to generate instance-level explanations, (Partial Dependence Plots) PDPs [14], which summarize marginal effects globally, and SHAP [26], which provides both model-agnostic (e.g., kernel-based) and model-specific variants. *Model-specific* attribution methods, include

gradient-based saliency [37], *Integrated Gradients* [38], and *Gradient-weighted Class Activation Mapping* (Grad-CAM) [34] for vision models, as well as Transformer analyses based on attention rollout [1] and relevance propagation [6]. While widely used, feature-level attributions operate on high-dimensional inputs spaces (e.g. thousands of token or pixels) and often yield explanations that are difficult to interpret semantically.

Concept-based methods address this limitation by shifting the unit of explanation from individual features to human-interpretable abstractions. Probing classifiers [2] assess the separability of concepts within hidden representations, while Testing with Concept Activation Vectors (TCAV) [23] quantifies the influence of user-defined concepts on predictions. Recent work extends these ideas to vision-language models for concept-level analysis and intervention [36]. Although concept-based methods improve interpretability, they are typically correlational, identifying associations between representations and concepts without establishing how such concepts are causally implemented.

Mechanistic interpretability aims to move beyond correlational explainability by reverse-engineering internal computations and identifying causal circuits that produce specific behaviours and predictions [28]. This includes uncovering computational circuits in language models [42], automated causal discovery via Automated Circuit Discovery (ACDC) [9], and extracting interpretable features using sparse autoencoders [10]. These approaches provide deeper insight into model internals but remain focused on explaining behaviour at a single inference step.

While useful, traditional XAI does not address how decisions unfold over time, how states change, or how agents adapt. This requires new explainability approaches for agentic systems.

2.2 Explainability for LLMs and Reasoning

The rise of LLMs has motivated post-hoc approaches that surface intermediate *reasoning traces* (e.g., rationales and action logs) to improve transparency. Chain-of-thought (CoT) [43] prompting elicits step-by-step rationales that often improve performance on complex tasks and can provide a human-readable account of the model’s solution process. ReAct [45] interleaves reasoning traces with action execution, making tool use and decision steps more explicit. Reflexion [35] adds self-reflection and memory updates to support learning from mistakes over repeated trials. Most LLM “explainability” techniques in this space are post-hoc and often *model-agnostic* at the interface level (e.g., prompting for rationales or reasoning traces), whereas attention visualization is *model-specific* and requires access to internal signals. At the interface level, many trace-based techniques are model-agnostic (prompting-based), whereas attention visualization is model-specific and requires access to internal signals.

In Retrieval-Augmented Generation (RAG) settings, explainability further requires tracing how retrieved evidence influences the final output and providing provenance over external sources. Attention visualization tools such as BertViz [40] can reveal attention patterns over context, while recent work on

knowledge-graph-based perturbations provides more structured provenance signals for RAG systems [5]. However, attention is not a faithful explanation in general, and provenance mechanisms are often necessary to support reliable attribution to sources.

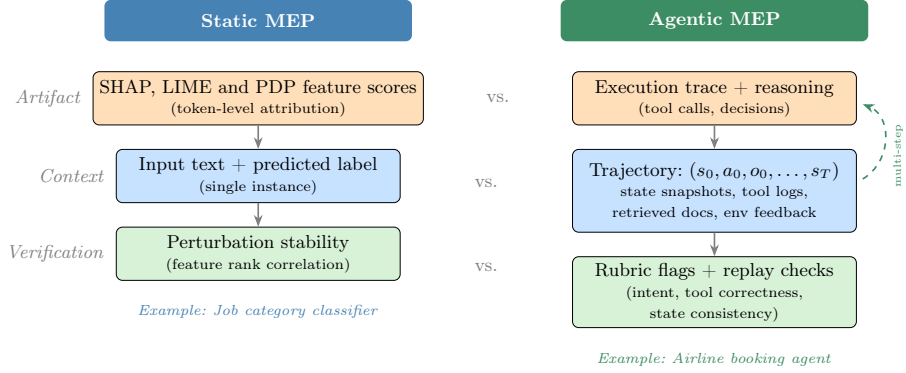
A persistent concern is *faithfulness*. CoT rationales are not guaranteed to reflect the causal factors driving model decisions and may be persuasive but misleading [20]. Counterfactual explanations [24] offer verification strategies, but these are rarely integrated into end-to-end agent workflows. This gap becomes evident in agentic settings, where explanations must account for sequences of actions and tool calls, not only a final text output.

2.3 Evaluation Frameworks for Agentic AI

Several frameworks have recently emerged for evaluating agentic AI systems, particularly LLM-based agents that operate over multi-step trajectories. These approaches reflect growing recognition that agent behaviour must be assessed beyond final outputs and instead evaluated at the level of planning, tool use, and execution. DeepEval [8] decomposes agent behaviour into reasoning, action, and execution layers, using metrics such as plan quality, plan adherence, tool correctness, step efficiency, and task completion. While this decomposition enables target performance analysis, such predefined metrics may not transfer cleanly across tasks, domains, and agent designs. LangSmith³ supports final-response grading, trajectory comparison against reference workflows, and component-level testing, though its reliance on "ideal" reference traces can penalize alternative yet valid strategies. Ragas [39] introduces agent-oriented metrics for tool calling and goal fulfillment (e.g., Tool Call Accuracy/F1 and goal accuracy), supporting both reference-based and reference-free evaluation. Phoenix [4] uses LLM judges to assess full tool-calling sequences, enabling end-to-end evaluation but offering limited diagnostic granularity for pinpointing where failures arise within a trajectory. Collectively, these frameworks reflect growing recognition that agent evaluation must capture process-level behaviour. Yet they remain fragmented in metric definitions and focus primarily on *performance* evaluation, rather than explicitly defining or evaluating *explainability* as a first-class diagnostic artifact.

Gap and Positioning. Prior work offers strong tools for explaining static predictors (e.g., attribution, concepts, circuits), and separate lines of work surface reasoning traces for LLMs or propose benchmarks and metrics for evaluating agent performance. However, these strands are rarely unified (e.g., prediction vs. trajectory). Our work bridges these areas by organizing xai around a paradigm distinction (static vs. agentic) and empirically testing how explanations differ in their ability to diagnose failures in multi-step agents.

³ <https://www.langchain.com/>



Key shift: Single input-output \rightarrow Trajectory over time

Fig. 1: Comparison of Minimal Explanation Packet (MEP) structure across static and agentic paradigms. Static MEPs ground explanations in a single input-output pair with optional verification. Agentic MEPs require trajectory-level context spanning multiple steps, tool interactions, and state evolution, with verification signals that assess process-level faithfulness.

3 Explainability Across Static and Agentic AI Paradigms

Explainability methods have evolved alongside advances in AI, from early rule-based systems and decision trees to post-hoc feature attributions, concept-based analyses, and mechanistic interpretability for deep neural networks. The rise of tool-using, multi-step *agentic* systems introduces new explainability requirements: explanations must account for action sequences, tool interactions, and state evolution over time. In this section, we formalize the distinction between static and agentic paradigms, map existing XAI families through this lens, and introduce a unified framework—the Minimal Explanation Packet (MEP)—for packaging explanation artifacts with context and verification when behaviour unfolds over trajectories. Figure 1 conceptually contrasts static and agentic MEPs, highlighting the shift from single input-output explanations to trajectory-level accounts.

3.1 Paradigm Distinction

We distinguish between two paradigms that place fundamentally different demands on explanation. In the *static (prediction-oriented) paradigm*, a system implements a fixed mapping $y = f(x)$ for a given input x , and explanations are defined with respect to a single input-output decision. This paradigm includes models with recurrence or iterative internal computation, provided that behaviour is evaluated only at the level of a single prediction. In *agentic systems*, behaviour emerges as a trajectory $\tau = (s_0, a_0, o_0, s_1, a_1, o_1, \dots, s_T)$, where the agent repeatedly observes the environment, reasons, and acts. Here s_t denotes

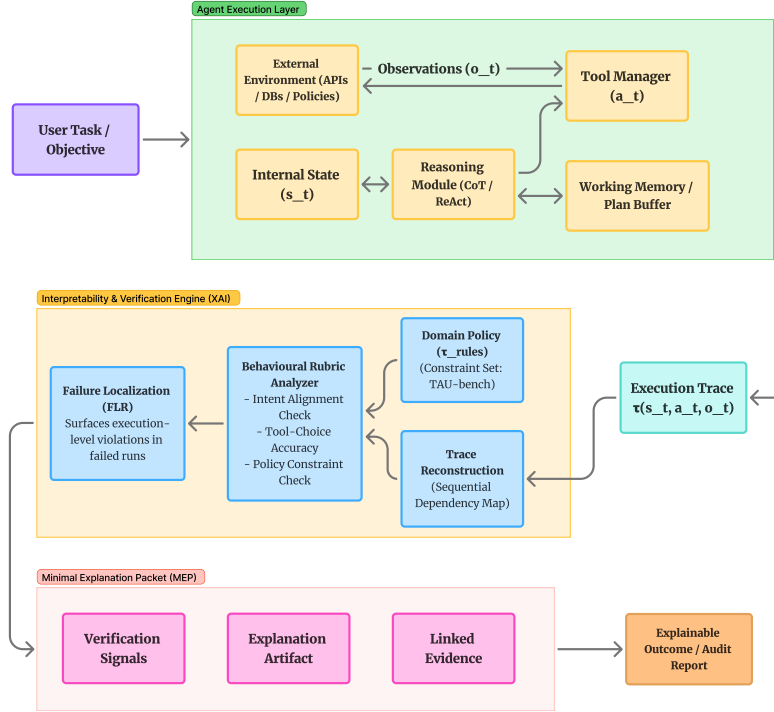


Fig. 2: Agent execution loop with explicit state-action-observation semantics. The architecture separates agent execution from interpretability and verification, showing how traces are reconstructed and analyzed to produce Minimal Explanation Packets (MEPs) for auditing and diagnosis.

the internal state at step t , a_t the action taken (including tool calls), and o_t the observation received. Correctness and failure are defined at the level of the full trajectory rather than an individual decision.

This shift has two implications for explainability. First, scope expands from explaining single decisions to explaining full trajectories. Second, grounding shifts from input features to tool calls, state updates, retrieved evidence, and environmental feedback. Figure 2 makes explicit the state-action-observation semantics that motivate trajectory-level explainability.

3.2 Mapping of XAI Methods Across Paradigms

Table 1 maps major families of explainability approaches across *static prediction* and *agentic* systems. We organize prior work by (i) the *primary explanation*

Table 1: Explainability approaches across static models and agentic systems.

Family / target	Representative methods		Explanation artifact	Role in static models	Additional needs in agentic systems
Attribution and saliency	LIME, PDP, saliency, CAM [34]	SHAP, [33,26]; Grad-	Feature scores, heatmaps	Identify input regions/features that drive a single prediction	Explain <i>action selection</i> per step + connect attributions to tool choice + relate decisions to plan/state evolution
Attention-based analyses	Attention rollout, relevance propagation [1,6]		Token influence paths	Characterize token-level influence during generation	Track attention shifts across steps (planning → retrieval → execution) and across multiple context sources
Concept-based interpretability	Probes, TCAV [17,23]; VLM concepts [36]		Concept scores, probe accuracy	Test whether concepts are encoded in representations	Represent <i>goals/subgoals</i> , constraints, tool intent, and state variables beyond raw feature concepts
Mechanistic interpretability	Circuits, sparse autoencoders [42,9,10]	ACDC, autoencoders	Causal subgraphs, features	Localize internal mechanisms behind predictions	Analyze causal interactions across memory modules, tool interfaces, retrieval components, and policy updates
Reasoning traces and interaction logs	CoT, ReAct, Reflexion [45,35]		Stepwise rationales; tool logs	Provide a human-readable rationale for one output	Require trajectory-level linking: (reasoning → action → observation) + replayable logs tied to outcomes
Evidence and provenance explanations	Attention visualization, evidence paths [40,5]		Citations, provenance graphs	Justify outputs using retrieved evidence	Attribute <i>which evidence</i> drove which actions and revisions + detect retrieval-induced failure cascades
Counterfactual explanations	Recourse, counterfactual evaluation [41,24]		What-if alternatives	Identify minimal input changes to alter prediction	Define counterfactuals over trajectories: alternative plans, tool calls, and decision branches over time
Verification and faithfulness signals	Simulatability, robustness checks [7]		Faithfulness signals	Optional evaluation layer for explanation quality	Make verification first-class: faithfulness checks over long horizons, consistency under replay, and rubric flags
Interactive / intervention-based explanations	Causal probing via dialogue [22]		Hypotheses with interventions	Not applicable	Explain multi-turn behaviour via validated interventions on state, tool access, or observations

target (inputs/representations vs. trajectories/interactions) and (ii) the *explanation artifact* produced (e.g., attributions, traces, counterfactuals, provenance, or verification signals). The table highlights how methods originally developed for single-step prediction must be adapted to support multi-step decision-making in agentic settings.

Attributions must become decision- and context-conditional. In static prediction, attribution scores answer a well-posed question: which input features influenced a single output. In agentic systems, the analogous question is *why this action now*, relative to available alternatives under the current state (memory, retrieved evidence, tool availability, and past observations). Step-level SHAP/LIME can be informative, but only when paired with (i) the agent’s *action set* (tools/actions considered), (ii) the *state variables* that condition the choice, and (iii) a mechanism for *composing* local explanations into a trajectory-level account. Without this context, global summaries (e.g., PDP-style effects across runs) provide population-level correlates but systematically miss where and how failures arise within a specific trajectory.

Table 2: Unified criteria for evaluating explanations across static and agentic settings.

Criterion	Definition	Static setting signal	Agentic setting signal
Scope	Prediction-level vs. trajectory-level explanation	Local/global attribution for a single output	Trace-level explanation across actions, tools, and state updates
Grounding	Linkage to observable evidence	Input features, coefficients, saliency maps	Tool-call arguments, retrieved evidence, environment feedback, execution logs
Reliability/faithfulness	Evidence that the explanation is trustworthy	Stability under perturbations; rank consistency	Replay-based checks; outcome-conditioned rubric statistics
Auditability	Support for debugging and oversight	Post-hoc feature inspection	Step-level replay, failure localization, tool correctness checks

Reasoning traces are necessary but insufficient. CoT- and ReAct-style traces expose intermediate reasoning and make multi-step structure legible to humans. However, they are *self-reported* and can diverge from the actual causal drivers of behaviour, especially when tool results, memory updates, or retrieval events dominate subsequent decisions. Trace-based explanations therefore become more reliable when aligned with interaction logs—linking each stated intent to the corresponding action, tool output, and state update—and when discrepancies between “said” and “done” are surfaced explicitly.

Verification shifts from optional to first-class. In static XAI, faithfulness checks (e.g., perturbation stability) are often treated as optional add-ons. In agentic settings, failures can emerge from compounding effects across steps (state drift, cascading retrieval errors, or tool mis-specification), making verification essential. Practical signals include replay consistency under fixed seeds/tools, invariants over tracked state, and rubric-style flags that localize violated behavioural constraints. These checks convert explanations from plausible narratives into diagnostically actionable accounts.

3.3 Evaluating Agentic Systems

To compare explainability across paradigms, we use four criteria: (i) *scope* (single-step vs. trajectory-level), (ii) *grounding* (linkage to observable evidence such as inputs or traces), (iii) *reliability/faithfulness* (signals that the explanation reflects the system’s actual behaviour), and (iv) *auditability* (support for debugging, replay, and oversight). Table 2 summarizes how each criterion is operationalized in the two settings.

We evaluate agentic explainability using trace-derived behavioural rubrics applied to complete execution trajectories. Our rubric evaluation builds on DO-CENT [27], while our summary statistics follow the conditional analysis approach used in HAL-Harness [21]. For each run, an LLM-based judge assigns binary satisfaction/violation labels per rubric category using only the execution trace (actions, tool calls, observations, and intermediate state), without access to task outcomes or ground truth, thereby avoiding outcome leakage.

Notation. Let $i \in \{1, \dots, N\}$ index agent runs and $r \in \mathcal{R}$ index rubric categories (e.g., Intent Alignment, Tool Correctness). We define a binary violation indicator $f_{i,r} \in \{0, 1\}$, where $f_{i,r} = 1$ denotes a violation and $f_{i,r} = 0$ indicates satisfaction. Each run has a binary task outcome $y_i \in \{0, 1\}$, where $y_i = 1$ denotes success and $y_i = 0$ denotes failure.

Failure-mode prevalence. To quantify which violations are over-represented in failed runs, we compute:

$$P(f_r = 1 \mid y = 0), \quad P(f_r = 1 \mid y = 1), \quad (1)$$

and report their difference and ratio:

$$\Delta_{\text{prev}}(r) = P(f_r=1 \mid y=0) - P(f_r=1 \mid y=1), \quad \text{Ratio}_{\text{prev}}(r) = \frac{P(f_r=1 \mid y=0)}{P(f_r=1 \mid y=1)}, \quad (2)$$

where larger Δ_{prev} indicates violations more frequent in failures, and ∞ indicates violations exclusive to failed runs.

Reliability correlates. To assess how strongly a violation predicts reduced task success when it occurs, we compute:

$$P(y = 1 \mid f_r = 1), \quad P(y = 1 \mid f_r = 0), \quad (3)$$

and report:

$$\Delta_{\text{rel}}(r) = P(y=1 \mid f_r=1) - P(y=1 \mid f_r=0), \quad \text{RR}(r) = \frac{P(y=1 \mid f_r=1)}{P(y=1 \mid f_r=0)}, \quad (4)$$

where large negative Δ_{rel} indicates strong association with failure, and RR near 0 indicates highly predictive failure signals.

Rubric categories. We use the rubric set in Table 3, including Intent Alignment (goal-consistent actions), Plan Adherence (coherent multi-step planning), Tool Correctness (valid tool invocation), Tool-Choice Accuracy (appropriate tool selection), State Consistency (coherent state maintenance), and Error Recovery (detection and recovery from failures). All rubric prompts and scoring templates are released with our codebase.

3.4 Minimal Explanation Packet (MEP)

Agentic systems require explanations that are not standalone artifacts but bundles that connect behaviour to evidence and verification. We therefore introduce the Minimal Explanation Packet (MEP), a lightweight, method-agnostic unit that packages:

1. **Explanation artifact:** The human-interpretable explanation itself (e.g., feature attribution map, reasoning trace, tool-call summary).

2. **Linked evidence and execution context:** Supporting material that grounds the artifact (e.g., input instance, execution trace, retrieved documents, tool-call logs, state snapshots).
3. **Verification signals:** Indicators of explanation reliability (e.g., perturbation stability scores, rubric-based behavioural flags, replay-based consistency checks).

The MEP is method-agnostic and can be instantiated at different scopes (local instance-level or global model-level), depending on the explanation goal.

Static MEP. For a classifier predicting job category from posting text:

- *Artifact:* SHAP feature attributions or LIME local explanations; PDPs when instantiated at a global (model-level) scope.
- *Context:* Input text, predicted label, model confidence.
- *Verification:* Rank correlation of top features across perturbed inputs.

Agentic MEP. For a tool-using agent completing an airline booking task:

- *Artifact:* Execution trace linking reasoning steps to actions (including tool calls and intermediate outputs).
- *Context:* User request, observations at each step, tool arguments and returns, retrieved evidence, and state updates (e.g., memory/plan revisions).
- *Verification:* Rubric-based behavioural flags (e.g., intent alignment, tool correctness, state consistency, error recovery) and replay-based consistency checks.

By shifting focus from isolated explanation artifacts to artifact-in-context with associated reliability evidence, the MEP supports auditing and replay rather than standalone narrative explanations. In our experiments (Section 4), we use MEP components to structure analysis of attribution- and trace-based explanations, emphasizing per-run diagnostic utility alongside aggregate correlations.

4 Experimental Setup

We evaluate explanation quality under our unified framework in two complementary settings: (i) a *static prediction* setting and (ii) an *agentic* setting. Both are assessed using the same MEP-based criteria (Table 2), such as *scope*, *grounding*, *reliability/faithfulness*, and *auditability*, while the concrete metrics reported in each setting are summarized in Table 3.

4.1 Datasets

We use the [Online Job Postings](#) dataset for binary text classification (IT vs. non-IT) to study traditional explainability in static prediction settings. For agentic behaviour, we evaluate two established tool-use benchmarks: (i) TAU-BENCH AIRLINE [44], which consists of structured airline customer-service tasks with API-mediated actions (e.g., search, rebook, cancel), and (ii) ASSISTANT-BENCH [25], which comprises web-based assistance tasks requiring multi-step navigation and information gathering.

Table 3: Evaluation metrics for static and agentic settings. Explanation stability is adopted from prior XAI robustness work. Agentic metrics are custom rubric signals defined in Section 3.3 and operationalized using Docent [27].

Setting	Metric	Description	MEP Criteria	Custom
Static	Explanation Stability	Avg. Spearman rank correlation (ρ) across perturbed inputs or repeated runs [3,18]	Reliability	✓
Agentic	Intent Alignment	Actions align with stated goals and task requirements	Grounding	✓
	Plan Adherence	Maintains coherent multi-step plans throughout execution	Grounding, Reliability	✓
	Tool Correctness	Invokes appropriate tools with valid parameters	Auditability	✓
	Tool-Choice Accuracy	Selects optimal tools for given sub-tasks	Grounding, Auditability	✓
	State Consistency	Maintains coherent internal state across steps	Reliability	✓
	Error Recovery	Detects and recovers from execution failures	Reliability	✓

4.2 Models

In the static setting, we use two lightweight classifiers: TF-IDF with Logistic Regression and a Text CNN baseline. In the agentic setting, we study tool-using LLM agents on TAU-BENCH AIRLINE and ASSISTANTBENCH, using o4-mini-2025-04-16 [30] and GPT-4.1 as the underlying models, respectively. All agent traces are labeled post-hoc with DOCENT [27], using a fixed GPT-5 Medium judge for consistent rubric evaluation.

Trace Collection Agent execution traces are collected using the Holistic Agent Leaderboard evaluation harness (HAL-Harness) [21], which standardizes agent execution and logging across benchmarks. HAL-Harness records detailed trajectories for each run, including sequences of actions, tool calls, and intermediate observations. These traces serve as the primary artifact for trajectory-level explainability analysis.

4.3 Evaluation Metrics

Metrics for both static and agentic settings are summarized in Table 3. In the static setting, we focus on the stability and consistency of attribution-based explanations under perturbations. In the agentic setting, we report rubric-based behavioural signals (discussed in Section 3.3) and analyze their relationship to task success and failure. All rubric definitions, prompts, and scoring templates are released with our codebase.

4.4 Settings and Hyperparameters

All experiments were conducted on CPU-only Linux servers. Agent traces for ASSISTANTBENCH and TAU-BENCH AIRLINE were generated using HAL-Harness

Table 4: Summary of experimental settings for both agentic and static explainability evaluations, including hardware, evaluation frameworks, benchmarks, models, training configurations, and explanation parameters used to ensure reproducibility.

Category	Setting / Value
Agentic Explainability Evaluation Setup	
Hardware	CPU-only Linux server (no GPU acceleration)
Python environment	Python 3.12; <code>scikit-learn</code> , <code>shap</code>
Agent evaluation harness	HAL-Harness [21] (default benchmark configurations)
Trace analysis framework	DOCENT [27] (post-hoc, trace-only evaluation)
LLM judge	GPT-5 Medium (single-pass, trace-only)
LLM hyperparameters	temperature = 0.1; default sampling parameters
Benchmarks	TAU-bench Airline [44] ($N = 50$), AssistantBench [25] ($N = 33$)
Inference models	GPT-4.1 (AssistantBench), o4-mini-2025-04-16 (TAU-bench)
Data usage	Full benchmark evaluation sets
Static Explainability Evaluation Setup	
Compute Environment	Kaggle CPU-only Linux server (4 vCPUs, 16 GB RAM)
TF-IDF	N-gram range: (1,2); min_df: 5; max_df: 0.9; stopwords: English
Logistic Regression	max_iter: 500; class_weight: data-driven
Neural Model (CNN)	Embedding: dim=100; mask_zero=True; Conv1D: filters=128, kernel_size=5, activation=ReLU; Pooling: GlobalMaxPooling1D; Dense: 64 units, activation=ReLU; Dropout: 0.5; Output: 1 unit sigmoid
Data Split	70% train / 15% validation / 15% test
SHAP	Mean absolute SHAP value
LIME	Number of Features: 10 ; Random_state: 42
Saliency	Attribution method: Gradient \times Input; Absolute score for ranking


and analyzed offline using DOCENT. Static explainability experiments were implemented in Python using standard scientific libraries. Table 4 reports the full set of software, model, and explanation settings used across both evaluations for reproducibility.

5 Results and Analysis

We first report static attribution results as a calibration baseline (Section 5.1), then present trace-based rubric analyses for agentic benchmarks (Section 5.2), and finally run a bridging experiment that projects trajectories into rubric features to compare attribution vs. trace-based explanations under a shared representation (Section 5.3).

5.1 Static Explainability Results

We evaluate traditional explainability methods in a static prediction setting using binary IT vs. non-IT classification on the Online Job Postings dataset. This experiment serves as a calibration baseline for explanation reliability in a regime



(a) LIME explanation:

LIME plot showing feature importance on a single sample. Blue indicates non-IT and orange indicates IT features, showing how the model forms its prediction.

(b) SHAP global summary:

SHAP beeswarm plot showing global feature importance. Features like *software* push predictions toward IT, while *accounting* pushes toward non-IT. Terms such as *development* appear in multiple contexts, leading to neutral contributions.

Fig. 3: Comparison of local (LIME) (a), and global (SHAP) (b) interpretability.

Table 5: Static setting: explanation stability (Spearman ρ) under perturbations. The results show that *TF-IDF + Logistic Regression* achieves higher stability score compared to the Text CNN, indicating more consistent explanations under data perturbations.

Model	Explanation Stability Score
TF-IDF + Logistic Regression	0.8577
Text CNN	0.6127

where decisions are driven by sparse, semantically meaningful lexical features and explanations are naturally defined over a single input-output mapping.

As shown in Table 5, TF-IDF + Logistic Regression yields substantially higher explanation stability (Spearman $\rho = 0.8577$) than the Text CNN ($\rho = 0.6127$), indicating more consistent attribution patterns under perturbations. We further illustrate representative local and global attribution behaviours in Figure 3 (a) for a single prediction using LIME, while panel (b) summarizes corpus-level feature effects using SHAP. Overall, while post-hoc methods provide useful insight into influential lexical features, they primarily explain *final predictions* and offer limited visibility into intermediate reasoning steps or decision dynamics.

Key finding (static). Even under ideal conditions, static XAI methods explain outcomes at the prediction level and do not capture multi-step decision dynam-

Table 6: Summary of agent evaluation runs used for rubric-based analysis The table reports benchmark name, agent configuration, underlying model, number of evaluated tasks covering all benchmark-defined tasks, task-level success and failure counts, aggregate task accuracy, and total inference cost. All metrics are computed from HAL-Harness execution traces and aggregated over the full benchmark-defined task sets. **Bold** indicates the best accuracy across benchmarks.

Benchmark	Agent	Model	Tasks (N)	Success (N)	Failure (N)	Acc.	Cost (\$)
ASSISTANTBENCH	Browser Agent	GPT-4.1	33	2	31	17.39%	14.15
TAU-bench	TAU-bench	Tool o4-mini-	50	28	22	56.00%	11.36
Airline	Calling	2025-04-16					

ics. This motivates trace-based evaluation in the agentic setting, where failures often arise from state updates, tool choices, and long-horizon trajectories rather than a single forward pass.

5.2 Agentic Explainability

We analyze agent behaviour using execution traces collected with HAL-Harness on two benchmarks: TAU-BENCH AIRLINE and ASSISTANTBENCH. Our goal is to diagnose *why* agents succeed or fail beyond aggregate accuracy. Each trace is labeled using the behavioural rubrics defined in Section 3.3, with a fixed GPT-5 Medium judge⁴ to ensure consistency.

Overall Performance Table 6 shows that performance differs sharply across benchmarks: TAU-BENCH AIRLINE achieves 56.0% accuracy (28/50), while ASSISTANTBENCH achieves 17.39% (2/33). These benchmarks stress different skills, such as structured tool execution vs. open-ended web interaction, so accuracy alone can hide qualitatively different failure modes. This motivates trace-level rubric analysis.

Trace-Level Rubric Analysis In trace-level rubric analysis, we label each execution trace with behavioural rubrics provided in Section 3.3. To ensure consistency, we use a single fixed judge (GPT-5 Medium [29]) in a single pass conditioned only on traces. The results on trace-level rubric analysis are discussed next.

Failure-mode prevalence. A rubric *flag* indicates that a violation was detected for that run (i.e., the constraint was not satisfied). Table 7 reports how often each rubric violation appears in failed vs. successful runs. In TAU-BENCH AIRLINE, failures are most strongly associated with *State Tracking Consistency*

⁴ <https://openai.com/index/gpt-5-system-card/>

($\Delta = 0.333$, Ratio = $2.7\times$), suggesting breakdowns that accumulate over long trajectories. In ASSISTANTBENCH, *Tool Choice Accuracy* stands out as a sparse but decisive failure mode that appears only in unsuccessful runs (Ratio = ∞).

Table 7: Failure-mode prevalence results aggregated over all benchmark-defined tasks. For each rubric, we report the probability of observing a failure flag among failed runs ($P(\text{flag} \mid \text{failure})$) and among successful runs ($P(\text{flag} \mid \text{success})$). Δ (\uparrow) denotes the difference between these probabilities, and the ratio (\uparrow) captures relative over-representation in failed tasks. Within each benchmark, **bold** and underline indicate the best and second-best rubrics in terms of promoting task success (lowest Δ), respectively. Cell-level highlighting marks the worst-performing failure mode (highest Δ). \dagger denotes holistic rubrics when they exhibit the strongest failure association.

Benchmark	Rubric	$P(\text{flag} \mid \text{failure})$	$P(\text{flag} \mid \text{success})$	$\Delta \uparrow$	Ratio \uparrow
TAU-bench Airline	Intent Alignment	0.632	0.419	0.212	1.506
	Error Awareness & Recovery	0.684	0.677	-0.007	0.988
	State Tracking Consistency \dagger	0.526	0.194	0.333	2.719
	Tool Correctness	0.316	0.452	-0.136	0.699
	<u>Tool Choice Accuracy</u>	<u>0.263</u>	<u>0.290</u>	-0.027	<u>0.906</u>
	Plan Adherence	0.211	0.129	0.081	1.632
AssistantBench	Intent Alignment	0.774	1.000	-0.226	0.77
	Error Awareness & Recovery	0.516	0.500	0.016	1.03
	<u>State Tracking Consistency</u>	<u>0.452</u>	<u>0.500</u>	-0.048	<u>0.90</u>
	Tool Correctness	0.548	0.500	0.048	1.10
	Tool Choice Accuracy	0.484	0.000	0.484	∞
	Plan Adherence	0.032	0.000	0.032	∞

Reliability correlates. Table 8 measures predictive strength by comparing success rates when a violation is present vs. absent. In TAU-BENCH AIRLINE, *State Tracking Consistency* is the clearest predictor of failure (RR = 0.51), with success dropping by 36 percentage points when violated. This suggests that state drift accumulates silently until it causes irrecoverable errors. Interestingly, *Tool Correctness* correlates positively with success (RR = 1.24), suggesting it captures minor, recoverable issues rather than fatal errors, as agents that trigger this flag may actually be attempting more complex tool interactions. In ASSISTANTBENCH, most rubrics have limited predictive value due to the low-success regime, but *Tool Choice Accuracy* and *Plan Adherence* violations correspond to zero success (RR = 0.00), indicating these are hard blockers in web-based tasks.

Key finding (agentic). Trace-level rubrics reveal *how* failures unfold: TAU-BENCH AIRLINE failures reflect gradual trajectory degradation (especially state inconsistency), whereas ASSISTANTBENCH failures are driven by sparse but decisive mistakes. This explains why accuracy alone does not capture agent reliability.

Table 8: Reliability correlates results aggregated over all benchmark-defined tasks. For each rubric, we report the probability of task success when a rubric violation is observed ($P(\text{success} \mid \text{flag})$) and when the violation is absent ($P(\text{success} \mid \neg\text{flag})$). Δ denotes the absolute difference, and RR (\downarrow) captures the relative change in success likelihood when a violation is present. Within each benchmark, **bold** and underline indicate the best and second-best rubrics in terms of reliability (highest RR), respectively. Cell-level highlighting marks the worst-performing rubric (lowest RR). \dagger denotes holistic rubrics when they exhibit the strongest negative reliability effect.

Benchmark	Rubric	$P(\text{success} \mid \text{flag})$	$P(\text{success} \mid \neg\text{flag})$	Δ	RR \downarrow
TAU-bench Airline	Intent Alignment	0.52	0.72	-0.20	0.72
	Error Awareness & Recovery	0.618	0.625	-0.007	0.99
	State Tracking Consistency †	0.375	0.735	-0.36	0.51
	Tool Correctness	0.70	0.567	0.133	1.24
	Tool Choice Accuracy	<u>0.643</u>	<u>0.611</u>	<u>0.032</u>	<u>1.05</u>
	Plan Adherence	0.50	0.643	-0.143	0.78
AssistantBench	Intent Alignment	0.077	0.000	0.077	∞
	Error Awareness & Recovery	0.059	0.062	-0.004	0.94
	State Tracking Consistency	<u>0.067</u>	<u>0.056</u>	<u>0.011</u>	<u>1.20</u>
	Tool Correctness	0.056	0.067	-0.011	0.83
	Tool Choice Accuracy	0.000	0.111	-0.111	0.00
	Plan Adherence	0.000	0.062	-0.062	0.00

5.3 Bridging Static and Agentic Explainability

Traditional XAI methods explain predictions from static input-output mappings, while agentic explainability targets behaviour unfolding over multi-step *executions*. To compare these paradigms under a shared representation, we design a controlled bridging experiment on TAU-BENCH AIRLINE execution traces.

Each trajectory is first labelled using DOCENT rubrics (Section 3.3), and encoded as a compact binary feature vector, where each dimension indicates whether a behavioural constraint is satisfied or violated. Using these rubric features, we train a logistic regression model to predict task success vs. failure (hyperparameters in Table 4). We compute SHAP values using a linear explainer consistent with the model to quantify the influence of each rubric feature on the surrogate outcome predictor.

Attribution results. Table 9 reports mean absolute SHAP values, showing that *Intent Alignment*, *State Tracking Consistency*, and *Tool Correctness* are the most influential predictors of outcome under this representation. Figure 4 visualizes the same trend: violations of these rubrics tend to push predictions toward failure, while satisfaction shifts predictions toward success.

This experiment also shows that attribution methods can recover sensible *global* importance rankings when agent executions are compressed into a low-dimensional, behaviourally grounded feature space. However, these attributions remain *correlative*: they explain which rubric features drive the surrogate model’s outcome predictions, not what *caused* a specific run to fail, consistent with re-

Table 9: Global SHAP attribution scores for the rubric-level outcome predictor (logistic regression). Higher values indicate greater overall influence. **Bold** and underline denote the top two attributes.

Rubric Attribute	Mean SHAP
Intent Alignment	0.473
<u>State Tracking Consistency</u>	<u>0.422</u>
Tool Correctness	0.415
Tool Choice Accuracy	0.122
Error Awareness & Recovery	0.115
Plan Adherence	0.090

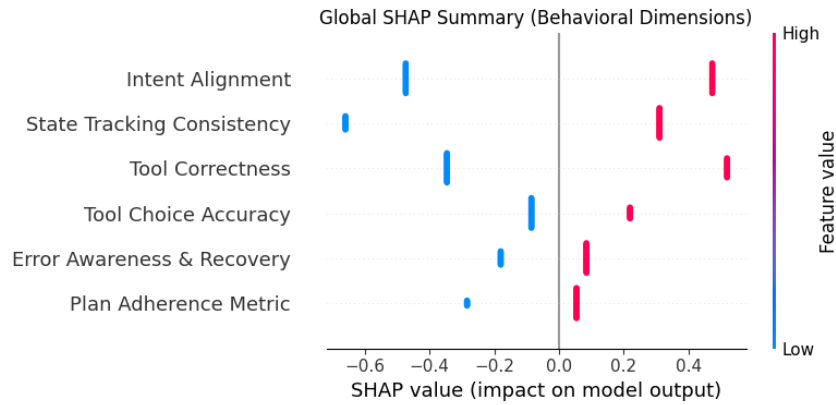


Fig. 4: SHAP summary (beeswarm) plot for rubric-level features. Each point is a run; the x-axis shows the SHAP value (contribution to predicted success), and color indicates feature value (low vs. high). Features are ordered by mean absolute SHAP value.

cent evaluations of SHAP in reinforcement learning settings that highlight its limitations for causal interpretation [12]. Table 10 summarizes this contrast, highlighting how attribution-based explanations over rubric features differ from trace-based agentic explainability even under a shared representation.

Key finding (bridge). Projecting trajectories into rubric features makes SHAP useful for *aggregate* analysis, but it does not provide trace-grounded diagnoses of *where* or *how* failures arise. Reliable explainability for long-horizon, tool-using agents therefore requires trajectory-level, trace-based reasoning, with attribution serving as a complementary summary tool.

Overall takeaway. Static XAI is reliable when the task matches its assumptions, but it cannot explain multi-step failures. Trace-based rubrics diagnose trajectory failures directly, and rubric-to-SHAP bridging shows attribution can summarize global importance only after strong behavioural abstraction.

Table 10: Traditional attribution-based vs. trace-based agentic explainability under a shared rubric-derived representation.

Aspect	Traditional-XAI (SHAP/LIME)	Agentic-XAI (Docent)
Input representation	Aggregated feature vector	Full execution trace
Primary output	Feature importance	Rubric satisfaction/violation
Unit of explanation	Outcome prediction	Entire trajectory
Temporal reasoning	×	✓
Tool/state awareness	×	✓
Per-run failure localization	Limited (indirect)	Explicit (direct)
Explanation goal	Correlative (<i>what matters</i>)	Diagnostic (<i>what went wrong</i>)

6 Discussion

6.1 Main Findings

Overall, our results show a clear paradigm shift in what it means to *explain* an AI system. In static prediction settings, feature attribution methods remain meaningful and reliable when the model’s inductive bias aligns with task structure, as reflected by stable SHAP and LIME explanations in our classification experiments. However, when intelligence is expressed through multi-step interaction, such as planning, tool use, state updates, and recovery, explanations tied to a single prediction no longer answer the questions practitioners actually ask: *what failed, where, and why* [31].

Across TAU-BENCH AIRLINE and ASSISTANTBENCH, we observe that failures are governed by temporal and state-dependent phenomena, for example, most prominently state inconsistency and compounding errors that attribution methods cannot localize, even when they recover sensible *aggregate* correlations. In contrast, trace-grounded rubric analysis yields per-run, diagnostically actionable accounts that support auditing, debugging, and reliability assessment.

Error Analysis: Where Agentic Failures Arise Agentic failures rarely reduce to a single “wrong output”. Instead, they arise from breakdowns in *trajectory integrity*, where small deviations compound or where one decisive branching mistake blocks progress. Our rubric analysis surfaces three recurring error classes.

In TAU-BENCH AIRLINE, the strongest failure signal is *State Tracking Consistency*. Qualitatively, these failures manifest as latent divergence between the agent’s evolving plan/memory and the environment state (e.g., stale constraints, mis-tracked entities, or inconsistent assumptions), which compounds across steps until a final tool call becomes irrecoverable. This produces a “slow failure” pattern: early steps may appear reasonable, but small inconsistencies accumulate over time.

In ASSISTANTBENCH, failures are dominated by sparse but decisive mistakes, most notably *Tool Choice Accuracy* (and occasionally *Plan Adherence*). These errors correspond to choosing an incorrect interaction affordance (e.g., wrong navigation path or incorrect tool for a subtask), after which recovery becomes

unlikely under a fixed step budget. This yields a “fast failure” pattern: a single wrong branching decision can collapse the run.

Not all rubric flags are uniformly failure-predictive across benchmarks. For example, *Tool Correctness* can coincide with successful runs, suggesting that some violations capture minor or recoverable tool issues (e.g., parameter formatting or transient tool errors) rather than fundamental reasoning breakdowns. In these cases, trace-based explanations still improve auditability by revealing *what* went wrong, even when the issue does not ultimately determine the outcome.

Overall, the error modes differ systematically by benchmark: TAU-BENCH AIRLINE failures reflect *gradual trajectory degradation* driven by state drift, whereas ASSISTANTBENCH failures reflect *hard blockers* driven by incorrect branching/tool choice. These patterns help explain why accuracy alone is insufficient and why trace-grounded explanations are necessary to diagnose *where* and *how* failures occur.

6.2 Impact

Practically, this distinction matters in safety-critical deployments such as health-care triage, financial operations, and enterprise automation, where explanations must justify *actions taken over time* rather than merely outputs produced at the end. Theoretically, our findings argue for a shift in XAI from explanation as a static artifact to explanation as a structured account of behaviour, grounded in evidence and coupled with verification. By formalizing this shift through the trajectory-level paradigm and operationalizing it via Minimal Explanation Packets, this work reframes explainability as a property of agent execution rather than model inference, providing a foundation for evaluating, regulating, and trusting increasingly autonomous AI systems.

6.3 Limitations

Our evaluation is limited in scope. We study a small set of tool-using LLM agents on TAU-BENCH AIRLINE and ASSISTANTBENCH using HAL-Harness. While these benchmarks capture realistic multi-step tool use, they do not cover the full range of agent architectures; our findings may not generalize to embodied agents, multi-agent coordination settings, or systems with online learning or persistent long-term memory.

Our trajectory-level explanations are derived post-hoc from execution traces and summarized using predefined behavioural rubrics. This abstraction enables scalable and consistent analysis across runs, but it is necessarily coarse: it can hide fine-grained decision dynamics and supports primarily correlational rather than causal conclusions. Moreover, rubric labels are generated by an LLM judge via DOCENT, which introduces subjectivity despite fixed prompts and trace-only access, and relies on traces being complete, an assumption that may not hold under incomplete logging or partial observability.

Finally, while DOCENT enables systematic reconstruction and evaluation of behaviour across trajectories, it currently offers limited support for automated

counterfactual interventions, causal validation, and direct integration with internal model representations. Richer evaluations may require exposing full execution scaffolds and audit artifacts, increasing implementation complexity and potentially reducing portability across benchmarks.

6.4 Responsible Use

Our goal is to support safer and more accountable deployment of agentic AI by enabling trajectory-level explanations that help diagnose how multi-step behaviours fail, rather than only explaining final outcomes. These explanations can support auditing, debugging, and system improvement, but they must be interpreted with care: rubric violations and attribution scores are not causal guarantees and should not be used in isolation for enforcement or punitive decision-making. Responsible use requires combining trace-based explanations with human oversight, domain expertise, and complementary evaluation methods.

7 Conclusion

This work revisits explainability in the context of increasingly prevalent agentic AI systems whose behaviour is defined over extended executions. We address the mismatch between explainability methods designed for single prediction outcomes and agentic settings in which success and failure emerge from sequences of decisions, actions, and observations. Across static models and agentic benchmarks, our results show that attribution-based explanations reveal which factors matter overall, but do not reliably explain why a specific agent execution failed, whereas trace-grounded rubric analysis consistently pinpoints execution-level failures within individual agent runs such as state inconsistency and tool-selection errors. Despite these findings, open challenges remain in formalizing explanation faithfulness, aligning explanation artifacts across paradigms, and scaling trajectory-level diagnostics adapted to more diverse tasks and agent architectures. Future work should investigate standardized trajectory-level explanation frameworks, stronger verification mechanisms, and closer integration between explainability and agent evaluation to support reliable and auditable deployment of autonomous AI systems. In particular, developing intervention-based and counterfactual analyses to validate causal hypotheses about agent failures remains an important direction, moving beyond correlational diagnostics derived from post-hoc traces.

Acknowledgements

Resources used in preparing this research were provided, in part, by the Province of Ontario and the Government of Canada through CIFAR, as well as companies sponsoring the Vector Institute (<http://www.vectorinstitute.ai/#partners>).

This research was funded by the European Union’s Horizon Europe research and innovation programme under the AIXPERT project (Grant Agreement No. 101214389), which aims to develop an agentic, multi-layered, GenAI-powered framework for creating explainable, accountable, and transparent AI systems.

References

1. Abnar, S., Zuidema, W.: Quantifying attention flow in transformers. arXiv preprint [arXiv:2005.00928](https://arxiv.org/abs/2005.00928) (2020)
2. Alain, G., Bengio, Y.: Understanding intermediate layers using linear classifier probes. arXiv preprint [arXiv:1610.01644](https://arxiv.org/abs/1610.01644) (2016)
3. Alvarez-Melis, D., Jaakkola, T.: Towards robust interpretability with self-explaining neural networks. *Advances in Neural Information Processing Systems* (2018)
4. Arize AI: Phoenix: Agent trajectory evaluation for llm systems (2024), <https://arize.com/phoenix>
5. Balanos, G., Chasanis, E., Skianis, K., Pitoura, E.: Krag-ex: Explainable retrieval-augmented generation with knowledge graph-based perturbations. arXiv preprint [arXiv:2507.08443](https://arxiv.org/abs/2507.08443) (2025)
6. Chefer, H., Gur, S., Wolf, L.: Transformer interpretability beyond attention visualization. In: Proceedings of the IEEE/CVF conference on computer vision and pattern recognition. pp. 782–791 (2021)
7. Chen, Y., Li, R., Tan, C., Wang, Y.T.: Do models explain themselves? counterfactual simulatability of natural language explanations. arXiv preprint [arXiv:2307.08678](https://arxiv.org/abs/2307.08678) (2023)
8. Confident AI: Deepeval: A framework for evaluating llm-based applications. <https://deepeval.com> (2023)
9. Conmy, A., Mavor-Parker, A., Lynch, A., Heimersheim, S., Garriga-Alonso, A.: Towards automated circuit discovery for mechanistic interpretability. *Advances in Neural Information Processing Systems* [arXiv:2304.14997](https://arxiv.org/abs/2304.14997) (2023)
10. Cunningham, H., Ewart, A., Riggs, L., Huben, R., Sharkey, L.: Sparse autoencoders find highly interpretable features in language models. arXiv preprint [arXiv:2309.08600](https://arxiv.org/abs/2309.08600) (2023)
11. Doshi-Velez, F., Kim, B.: Towards a rigorous science of interpretable machine learning. arXiv preprint [arXiv:1702.08608](https://arxiv.org/abs/1702.08608) (2017)
12. Engelhart, M., Wörner, S., Althoff, M.: Evaluation of shap for explainable reinforcement learning. In: Proceedings of the XAI Conference (2024). https://doi.org/10.1007/978-3-031-63800-8_9
13. Farooq, A., Raza, S., Karim, M.N., Iqbal, H., Vasilakos, A.V., Emmanouilidis, C.: Evaluating and regulating agentic ai: A study of benchmarks, metrics, and regulation (2025)
14. Friedman, J.H.: Greedy function approximation: A gradient boosting machine. *The Annals of Statistics* (2001), <https://doi.org/10.1214/aos/1013203451>
15. Guidotti, R., Monreale, A., Ruggieri, S., Turini, F., Giannotti, F., Pedreschi, D.: A survey of methods for explaining black box models. *ACM computing surveys (CSUR)* [arXiv:1802.01933](https://arxiv.org/abs/1802.01933) (2018)
16. Gunning, D.: Explainable artificial intelligence (xai). Tech. rep., Defense Advanced Research Projects Agency (DARPA) (2017), <https://www.darpa.mil/program/explainable-artificial-intelligence>, dARPA XAI Program Overview

17. Hewitt, J., Manning, C.D.: A structural probe for finding syntax in word representations. In: Proceedings of the 2019 Conference of the North American Chapter of the Association for Computational Linguistics: Human Language Technologies, Volume 1 (Long and Short Papers). pp. 4129–4138 (2019), <https://aclanthology.org/N19-1419/>
18. Hooker, S., Erhan, D., Kindermans, P.J., Kim, B.: A benchmark for interpretability methods in deep neural networks. Advances in Neural Information Processing Systems [arXiv:1806.10758](https://arxiv.org/abs/1806.10758) (2019)
19. Huang, K.: Agentic AI: Theories and Practices. Springer Cham (2025), <https://doi.org/10.1007/978-3-031-90026-6>
20. Jain, S., Wallace, B.C.: Attention is not explanation. NACCL [arXiv:2201.08164](https://arxiv.org/abs/2201.08164) (2019)
21. Kapoor, S., Stroebel, B., Others: Holistic agent leaderboard: The missing infrastructure for ai agent evaluation (2025)
22. Kim, B., Hewitt, J., Nanda, N., Fiedel, N., Tafjord, O.: Because we have llms, we can and should pursue agentic interpretability. arXiv preprint [arXiv:2506.12152](https://arxiv.org/abs/2506.12152) (2025)
23. Kim, B., Wattenberg, M., Gilmer, J., Cai, C., Wexler, J., Viégas, F.B., Sayres, R.: Interpretability beyond feature attribution: Quantitative testing with concept activation vectors (tcav). In: Proceedings of the 35th International Conference on Machine Learning (ICML) [arXiv:1711.11279](https://arxiv.org/abs/1711.11279) (2018)
24. Krause, J., Montavon, G., Samek, W., Müller, K.R.: Explaining black-box models through counterfactuals. arXiv preprint [arXiv:2308.07198](https://arxiv.org/abs/2308.07198) (2023)
25. Li, X., et al.: Assistantbench: Benchmarking general-purpose assistants. arXiv preprint [arXiv:2407.15711](https://arxiv.org/abs/2407.15711) (2024)
26. Lundberg, S.M., Lee, S.I.: A unified approach to interpreting model predictions (2017), advances in Neural Information Processing Systems [arXiv 1705.07874](https://arxiv.org/abs/1705.07874)
27. Meng, K., Huang, V., Steinhardt, J., Schwettmann, S.: Introducing docent. <https://transluce.org/introducing-docent> (March 2025)
28. Olah, C., Cammarata, N., Schubert, L., Goh, G., Petrov, M., Carter, S.: Zoom in: An introduction to circuits. Distill <https://doi.org/10.23915/distill.00024> (2020)
29. OpenAI: Homomorphic encryption in gpt-4. Technical report, OpenAI (2025)
30. OpenAI: Introducing o4-mini (2025), <https://openai.com/index/introducing-o3-and-o4-mini/>
31. Raza, S., Pour, P.O., Bashir, S.R.: Fairness in Machine Learning meets with Equity in Healthcare. In Proceedings of the AAAI 2023 Spring Symposium: Responsible Medical AI, Design, and Operationalization. [arXiv:2305.07041](https://arxiv.org/abs/2305.07041) (2023)
32. Reyes, M., Meier, R., Pereira, S., Silva, C.A., Dahlweid, F.M., Tengg-Kobligk, H.v., Summers, R.M., Wiest, R.: On the interpretability of artificial intelligence in radiology: challenges and opportunities. Radiology: artificial intelligence **2**(3), e190043 (2020). <https://doi.org/10.1148/ryai.2020190043>
33. Ribeiro, M.T., Singh, S., Guestrin, C.: "why should i trust you?": Explaining the predictions of any classifier (2016), published in Proceedings of the 22nd ACM SIGKDD International Conference on Knowledge Discovery and Data Mining (KDD 2016) [arXiv:1602.04938](https://arxiv.org/abs/1602.04938)
34. Selvaraju, R.R., Das, A., Vedantam, R., Cogswell, M., Parikh, D., Batra, D.: Grad-cam: Why did you say that? arXiv preprint [arXiv:1611.07450](https://arxiv.org/abs/1611.07450) (2016)
35. Shinn, N., Cassano, F., Berman, E., Gopinath, A., Narasimhan, K., Yao, S.: Reflexion: An autonomous agent with dynamic memory and self-reflection. In: NeurIPS

- 2023 Workshop on Instruction Tuning and Instruction Following [arXiv:2303.11366](#) (2023)
36. Shukor, M., Le, H., Requeijo, J., Lavoie, S., Maier, M.J., Titov, I.V.: A concept-based explainability framework for large multimodal models. *Advances in Neural Information Processing Systems* [arXiv:2406.08074](#) (2024)
 37. Simonyan, K., Vedaldi, A., Zisserman, A.: Deep inside convolutional networks: Visualising image classification models and saliency maps. *arXiv preprint* [arXiv:1312.6034](#) (2013)
 38. Sundararajan, M., Taly, A., Yan, Q.: Axiomatic attribution for deep networks. In: *Proceedings of the 34th International Conference on Machine Learning* [arXiv:1703.01365](#) (2017)
 39. VibrantLabsAI: Agentic or tool use. https://docs.ragas.io/en/stable/concepts/metrics/available_metrics/agents/ (2025)
 40. Vig, J.: A multiscale visualization of attention in the transformer model. *arXiv preprint* [arXiv:1904.02679](#) (2019)
 41. Wachter, S., Mittelstadt, B., Russell, C.: Counterfactual explanations without opening the black box: Automated decisions and the gdpr. *Harvard Journal of Law & Technology* [arXiv:1711.00399](#) (2017)
 42. Wang, K., Variengien, A., Conmy, A., Shlegeris, B., Steinhardt, J.: Interpretability in the wild: a circuit for indirect object identification in gpt-2 small. *arXiv preprint* [arXiv:2211.00593](#) (2022)
 43. Wei, J., Wang, X., Schuurmans, D., Bosma, M., et al.: Chain-of-thought prompting elicits reasoning in large language models. *arXiv preprint* [arXiv:2201.11903](#) (2022)
 44. Yao, S., Shinn, N., Razavi, P., Narasimhan, K.: τ -bench: A benchmark for tool-agent-user interaction in real-world domains. *arXiv preprint* [arXiv:2406.12045](#) (2024)
 45. Yao, S., et al.: React: Synergizing reasoning and acting in language models. *arXiv preprint* [arXiv:2210.03629](#) (2022)