

Hyperparameter Transfer Laws for Non-Recurrent Multi-Path Neural Networks

Haosong Zhang^{*1} Shenxi Wu^{*1} Shirui Bian¹ Xingjian Ma¹ Yichi Zhang² Xi Chen² Wei Lin¹

Abstract

Deeper modern architectures are costly to train, making hyperparameter transfer preferable to expensive repeated tuning. Maximal Update Parametrization (μ P) helps explain why many hyperparameters transfer across width. Yet depth scaling is less understood for modern architectures, whose computation graphs contain multiple parallel paths and residual aggregation. To unify various non-recurrent multi-path neural networks such as CNNs, ResNets, and Transformers, we introduce a graph-based notion of effective depth. Under stabilizing initializations and a maximal-update criterion, we show that the optimal learning rate decays with effective depth following a universal $-3/2$ power law. Here, the maximal-update criterion maximizes the typical one-step representation change at initialization without causing instability, and effective depth is the minimal path length from input to output, counting layers and residual additions. Experiments across diverse architectures confirm the predicted slope and enable reliable zero-shot transfer of learning rates across depths and widths, turning depth scaling into a predictable hyperparameter-transfer problem.

1. Introduction

In the process of scaling deep learning, training cost grows not only with the number of parameters and data (Hoffmann et al., 2022), but also because hyperparameter tuning is expensive and remains largely experience-driven in practice (Cohen et al., 2021; Hayou & Yang, 2023; Godbole et al., 2023; Kalra & Barkeshli, 2024). Hyperparameters, including learning rate, regularization, initialization, etc., often require repeated trials at the target scale. Nowa-

days, this step has become a non-negligible computational and engineering bottleneck. Recently, an important idea is “tuning” on a smaller proxy model and transfer. Under a suitable parameterization, one can identify effective hyperparameters on a small model and transfer them zero-shot to the large one, which significantly reduces the overall tuning cost.

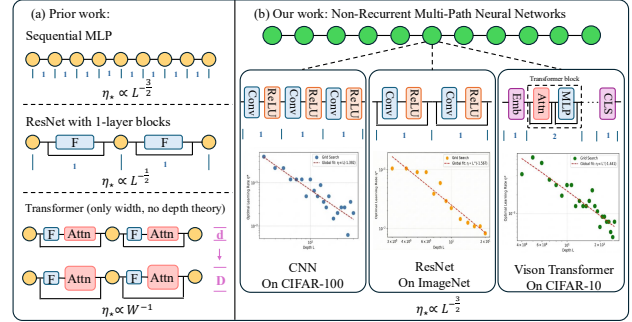


Figure 1. Overview of prior work and our results on depth-wise learning-rate scaling. 1 denotes one depth unit, d and D denote width. (a) Prior work mainly analyzes sequential networks or special cases, and Transformers are often discussed only under width scaling. (b) We treat CNNs, ResNets, and Transformers as non-recurrent multi-path networks and obtain a unified depth law for the maximal-update learning rate.

The key to this paradigm is to find a parameterization under which training dynamics remain comparable as the model scale changes. Yang et al. (2021) showed that Maximal Update Parametrization, denoted μ P, aligns update scales under width scaling, motivating the zero-shot hyperparameter transfer paradigm μ Transfer, where one tunes on a narrow model and transfers to a wider one. However, changing depth introduces more complex scaling effects than those from width scaling. Even in sequential networks like ReLU MLPs, existing analysis suggests that the μ P maximal-update learning rate depends on depth L and scales as $L^{-3/2}$ (Jelassi et al., 2023). Modern high-performance models have more complex connection patterns such as spatial convolution and weight sharing in CNNs, residual connections in ResNets, attention modules and residual branches in Transformers. For these models, a unified depth scaling law supporting hyperparameter prediction and transferring is still missing. Without such a law, changing depth still requires costly re-tuning.

Unlike recurrent architectures such as RNNs (Elman, 1990;

^{*}Equal contribution ¹Fudan University, Shanghai, China ²New York University, New York, NY, USA. Correspondence to: Yichi Zhang <zhangyichi@stern.nyu.edu>, Xi Chen <xc13@stern.nyu.edu>, Wei Lin <wlin@fudan.edu.cn>.

Werbos, 2002) and LSTMs (Hochreiter & Schmidhuber, 1997; Cho et al., 2014), these models are non-recurrent. They can be viewed as feedforward computation graphs with multiple parallel paths and branch aggregation. This multi-path view is especially explicit in residual networks (He et al., 2016; Veit et al., 2016) and recent work has shown cross-depth transfer in specific settings. For example, Bordelon & Pehlevan (2025) combine a $1/\sqrt{\text{depth}}$ residual-branch scaling with μP , enabling hyperparameter transfer across both width and depth in convolutional ResNets and Vision Transformers (ViTs). Meanwhile, Yang et al. (2023) propose Depth- μP and further points out that existing infinite-depth analyses would face new challenges when the block structure is deeper, for example, in Transformers (Vaswani et al., 2017; Wang et al., 2019). Thus, the main idea of this paper is to develop a unified vision of depth scaling for non-recurrent structures.

This paper unifies CNNs, ResNets, and Transformers as parallel-structured non-recurrent architectures and studies how pre-activation update scale is allocated under parallel aggregation (Fig. 1).¹ Under a maximal-update framework, we obtain a depth law: the learning rate follows a depthwise power law with exponent $-3/2$. This gives a predictable hyperparameter-transfer rule and extends the “tune small, transfer large” paradigm from width-wise to depth-wise and cross-architecture transfer. Theoretically, we develop a depth-scaling framework for parallel-structured networks that absorbs the maximal-update idea of μP and extends sequential-MLP depth-LR arguments to CNNs, ResNets, and Transformers. Empirically, we build an automated learning-rate search pipeline that finds near-optimal rates across depths and architectures, validates the power law via fitting and extrapolation, and stress-tests robustness across training setups, activations, and optimizers. We summarize the resulting transfer guidance in Table 3.

Main contributions.

- We introduce the concept of effective depth unit for non-recurrent multi-path networks, including sequential MLPs, CNNs as well as ResNets, and Transformers under architecture-specific conventions.
- We generalize the maximal-update principle of μP to heterogeneous multi-path graphs via a global update-energy budget, yielding a practical parameterization and a learning-rate scale under parallel aggregation.

¹For a scaling variable s , $f \propto g$ means $f(s)/g(s) \rightarrow \kappa \in (0, \infty)$, i.e., $f(s) = \kappa g(s) (1 + o(1))$ with κ independent of s ; hence $f = \Theta(g)$ (not conversely). Operationally, we use this as a transfer rule by calibrating κ at a reference scale and extrapolating with the power-law exponent. Our theory yields the proportional form for MLP/CNN; otherwise we state the more conservative $\Theta(\cdot)$ result. See Sec. 3.4 for the definition of $\Theta(\cdot)$.

- Under stabilizing initializations and the network-wide criterion, we prove a unified depth-LR power law with exponent $-3/2$ for CNNs, ResNets, and Transformers, enabling a zero-shot cross-depth transfer rule.
- We build an automated learning-rate search and fitting pipeline and validate the law across architectures, datasets, and training variants; we summarize transfer guidance and its boundaries in Table 1 and Table 3.

Organization. Sec. 2 reviews related work. Sec. 3 introduces our framework and theoretical analysis for depth-aware learning-rate scaling. Sec. 4 presents the automated learning-rate search pipeline and experiments. Sec. 5 concludes. Appendices show proofs and additional results.

2. Related Works

Initialization and signal propagation. Training very deep networks often requires controlling signal and gradient scales at initialization. Classic fan-in scaling schemes such as those of Glorot & Bengio (2010) and He et al. (2015) are designed to keep activations and gradients from vanishing or exploding in deep feedforward networks. Mean-field analyses further characterize trainability through depth scales and dynamical isometry conditions (Schoenholz et al., 2016; Xiao et al., 2018). For convolutional and residual architectures, several works study how initialization or residual-branch scaling should depend on depth, including analyses of deep ResNets (Zagoruyko & Komodakis, 2016; Xie et al., 2017; Taki, 2017) and normalization-free variants such as Fixup (Zhang et al., 2019), SkipInit (De & Smith, 2020), and ReZero (Bachlechner et al., 2021). In Transformers, stability is also closely tied to normalization and residual scaling. This has motivated both theoretical and practical adjustments, such as analyzing Layer-Norm placement (Xiong et al., 2020) and proposing Deep-Norm with derived initialization for very deep Transformers (Wang et al., 2024). We adopt these widely used initialization and scaling principles throughout, and we build our theoretical framework on top of them; see Sec. 3.

Hyperparameter transfer and maximal-update parameterizations. The cost of tuning large models has motivated work on transferring hyperparameters from small proxy models. A prominent theoretical approach is Maximal Update Parametrization, or μP , introduced in Tensor Programs V by Yang et al. (2021). By aligning update scales under width scaling, μP makes many training-critical hyperparameters stable across widths, enabling the zero-shot transfer paradigm $\mu\text{Transfer}$. These ideas are put into practical tooling and recipes, including the open-source `mup` package (Microsoft Research, 2022a) and Transformer-oriented μP parameterizations released in accompanying codebases (Microsoft Research, 2022b).

Complementary viewpoints connect hyperparameter scales to feature-learning dynamics and offer a more flexible lens on transfer across regimes (Chizat & Netrapalli, 2024).

Extending transfer laws from width to depth is more subtle (Hestness et al., 2017; Kaplan et al., 2020), since changing depth can alter effective path counts, normalization statistics, and residual accumulation. In the sequential ReLU MLP setting, Jelassi et al. (2023) show that the maximal-update learning rate depends nontrivially on depth and scales as $L^{-3/2}$. For residual architectures, Bordelon & Pehlevan (2025) empirically demonstrate cross-depth transfer by combining μP with a $1/\sqrt{\text{depth}}$ residual-branch scaling, and motivate the behavior using dynamical mean field descriptions. From the Tensor Programs perspective, Yang et al. (2023) propose Depth- μP and discuss when infinite-depth analyses can face new challenges for deeper block structures. Minimal models, such as the deep linear analysis of Bordelon & Pehlevan (2025), further clarify how width, depth, and parameterization interact behind hyperparameter transfer. Overall, these works suggest that depthwise transfer can be achieved under specific structural choices, while a unified depth law that reliably applies across modern architectures remains to be established.

Non-recurrent multi-path architectures and depth scaling. Many modern vision and language models are non-recurrent feedforward computation graphs with multiple parallel paths and branch aggregation. Residual networks make this structure explicit through skip connections (He et al., 2016; Balduzzi et al., 2017), and can be interpreted as ensembles over paths of different lengths (Veit et al., 2016). Mean-field studies of randomly initialized ResNets further analyze how depth interacts with stability and signal propagation (Yang & Schoenholz, 2017). Transformers also follow a residual multi-branch pattern that alternates attention and feedforward sublayers (Vaswani et al., 2017). Our work builds on this multi-path viewpoint and asks how learning-rate scaling and hyperparameter transfer behave as depth grows in such non-recurrent architectures.

Automated hyperparameter optimization and proxy training. Hyperparameter optimization has a long history, with methods ranging from Bayesian optimization (Snoek et al., 2012) to multi-fidelity and early-stopping strategies such as Hyperband (Li et al., 2018). At large scale, system efforts such as Hydro use surrogate models and scaling techniques to reduce end-to-end tuning cost in clusters (Hu et al., 2023). Learning-rate schedules and warmup are themselves important hyperparameters, and recent work studies when warmup is needed and how it can be reduced in GPT training (Kosson et al., 2024). Our empirical pipeline uses automated learning-rate search mainly to validate transfer laws across depth and architecture, rather than to propose a new optimization algorithm.

3. Methods

This section establishes the common setup shared by our theoretical analysis and experiments. We first introduce architecture-dependent depth units, notation, and the initialization conventions used throughout (Sec. 3.1). We then define our network-wide maximal-update criterion, Arithmetic-Mean μP , which provides a single width-robust learning-rate scale for heterogeneous multi-path architectures (Sec. 3.2). Finally, under this unified framework we derive depthwise learning-rate scaling laws for CNNs, ResNets, and Transformers, and discuss when architectural details only affect constant factors (Secs. 3.3–3.5).

3.1. Initialization and architectural conventions

Depth units and notation. We study non-recurrent feed-forward models and use a unified depth index ℓ to denote *depth units*—the units with respect to which we state our depthwise scaling laws. The mapping from implementation details to depth units is architecture-dependent.

Fan-in and activation statistics. For a weight tensor W , we denote by $\text{fan}_{\text{in}}(W)$ the number of inputs contributing to one output. For a linear layer $W \in \mathbb{R}^{d_{\text{out}} \times d_{\text{in}}}$, we have $\text{fan}_{\text{in}}(W) = d_{\text{in}}$. For a convolution with kernel support $\mathcal{K} \subset \mathbb{Z}^d$ of size $|\mathcal{K}| = k$ and C_{in} input channels, $\text{fan}_{\text{in}}(W) = k C_{\text{in}}$. Throughout, $\sigma(\cdot)$ denotes a pointwise activation function. We also define the gating factor $q := \mathbb{E}[\sigma'(Z)^2]$ for $Z \sim \mathcal{N}(0, 1)$. In our theoretical proofs we use ReLU, in which case $q = 1/2$. Under the mean-field normalization where pre-activations are $O(1)$ at initialization, fan-in initialization can be written as

$$W_{ij} \sim \mathcal{N}\left(0, \frac{1}{q \text{fan}_{\text{in}}(W)}\right), \quad (1)$$

which reduces to the standard He initialization $\text{Var}(W_{ij}) = 2/\text{fan}_{\text{in}}(W)$ for ReLU. The initialization will be used in this paper and serves as the basis for our framework.

MLPs and homogeneous CNNs. For sequential models, we write $z^{(0)}(x) = x$ and

$$z^{(\ell)}(x) = W^{(\ell)} \sigma\left(z^{(\ell-1)}(x)\right), \quad \ell = 1, \dots, L, \quad (2)$$

where L is the number of depth units.

For homogeneous CNNs², $W^{(\ell)}$ denotes a convolutional kernel followed by a pointwise nonlinearity. At depth ℓ , the feature map has C_ℓ output channels indexed by $j \in \{1, \dots, C_\ell\}$, and a spatial index set $\Lambda_\ell \subset \mathbb{Z}^d$ collecting all spatial locations. For example, in 1D we may take $\Lambda_\ell = \{0, 1, \dots, N_\ell - 1\}$, while in 2D we may take $\Lambda_\ell = \{0, \dots, H_\ell - 1\} \times \{0, \dots, W_\ell - 1\}$ with $N_\ell :=$

²Terminology: “homogeneous” means depth-stationary architectural statistics, not positive homogeneity / scale equivariance.

$|\Lambda_\ell| = H_\ell W_\ell$. The convolution at location $p \in \Lambda_\ell$ aggregates inputs from locations $p + \Delta$, where Δ ranges over a kernel offset set $\mathcal{K}_\ell \subset \mathbb{Z}^d$ (e.g., for a 3×3 kernel, $\mathcal{K}_\ell = \{-1, 0, 1\}^2$ and $k_\ell := |\mathcal{K}_\ell| = 9$). With circular padding, $p + \Delta$ is interpreted modulo the spatial grid (torus indexing), so boundary effects are absent in the idealized setting. In our main derivations, we first consider the homogeneous case where $(C_\ell, \Lambda_\ell, \mathcal{K}_\ell)$ do not vary with ℓ ; we keep the subscripts for compatibility with variants.

With stride 1, we write the pre-activation recursion as With stride 1, for $\ell = 1, \dots, L$, we write the pre-activation recursion as $z^{(0)}(x) = x$, and

$$z_{j,p}^{(\ell)}(x) = \sum_{i=1}^{C_{\ell-1}} \sum_{\Delta \in \mathcal{K}_\ell} W_{j,i,\Delta}^{(\ell)} \sigma\left(z_{i,p+\Delta}^{(\ell-1)}(x)\right). \quad (3)$$

where $p \in \Lambda_\ell$ and $j \in \{1, \dots, C_\ell\}$. The classifier is global average pooling followed by a linear head, which uses linear fan-in initialization.

Residual networks. We index depth at residual-block boundaries. Let $z^{(0)}(x) = x$ and for $\ell = 1, \dots, K$,

$$z^{(\ell)}(x) = z^{(\ell-1)}(x) + F_\ell\left(z^{(\ell-1)}(x)\right), \quad (4)$$

where F_ℓ is the residual branch (a fixed-depth subnetwork). Throughout, K denotes the *minimal depth*, i.e., the number of residual blocks, which may contain a small number of internal convolutions/linear layers and pointwise nonlinearities. For the weights on residual branches, we use a depth-scaled fan-in initialization inspired by stability analyses of deep residual networks (Taki, 2017): each residual-branch weight tensor with fan-in n_{in} is initialized as

$$W_{\text{res}} \sim \mathcal{N}\left(0, \frac{1}{q K n_{\text{in}}}\right), \quad (5)$$

equivalently applying fan-in initialization and scaling residual-branch weights by $K^{-1/2}$. Weights outside residual branches (e.g., stem/head) use the standard fan-in rule.

Transformers. We consider standard Transformer architectures, including both language Transformers and Vision Transformers as special cases, and covering both pre-norm and post-norm variants. Let $z^{(0)}(x)$ denote the token representations produced by the embedding stem (e.g., token embedding in language models, or patch projection in vision models). A Transformer block contains two *sequential* residual updates: a self-attention branch followed by a position-wise feedforward branch. For concreteness, we write the update in the pre-norm form:

$$z \leftarrow z + \text{Attn}(\text{LN}(z)), \quad z \leftarrow z + \text{FFN}(\text{LN}(z)),$$

where LN is layer normalization, Attn denotes multi-head self-attention, and FFN denotes the feedforward subnetwork. The post-norm variant is obtained by moving LN

after each residual addition. Accordingly, in our depth convention each Transformer block contributes 2 depth because it contains two residual additions along path.

We initialize linear projections in patch embedding, the attention projections, and MLP layers using fan-in initialization. Positional embeddings and the class token are initialized with a small-variance truncated normal distribution, and LayerNorm parameters use unit scale and zero bias.

3.2. Maximal-update parameterizations and the arithmetic-mean criterion

One-step pre-activation updates. Let θ denote all trainable parameters and let $\mathcal{L}_{\mathcal{B}}(\theta)$ be the training loss on a mini-batch \mathcal{B} . A single (S)GD step with base learning rate η updates

$$\theta^+ = \theta - \eta \nabla_{\theta} \mathcal{L}_{\mathcal{B}}(\theta). \quad (6)$$

For an input x and depth unit ℓ (as defined in Sec. 3.1), we write $z^{(\ell)}(x; \theta)$ for the layer- ℓ pre-activations. We use $z_i^{(\ell)}(x; \theta)$ to denote a scalar coordinate of $z^{(\ell)}(x; \theta)$, where i indexes units within layer ℓ (neurons in MLPs, channel-location units in CNNs, and token-feature coordinates in Transformers). To connect learning-rate scale to representation update magnitudes, we study the *linearized one-step change* of pre-activations at the start of training. Index scalar parameters by a and write $\partial_a := \partial/\partial\theta_a$. Define $\Delta\theta_a := \theta_a^+ - \theta_a$ and

$$\begin{aligned} \Delta z_i^{(\ell)}(x) &:= \sum_a (\partial_a z_i^{(\ell)}(x; \theta)) \Delta\theta_a \\ &= -\eta \sum_a (\partial_a z_i^{(\ell)}(x; \theta)) (\partial_a \mathcal{L}_{\mathcal{B}}(\theta)). \end{aligned} \quad (7)$$

It is the starting point of maximal-update analyses (Yang et al., 2021; Jelassi et al., 2023). All quantities above will be evaluated at initialization unless stated otherwise.

Classical maximal-update learning rates. The maximal-update heuristic chooses a learning rate such that the one-step pre-activation change has an $O(1)$ scale. Concretely, we define the layerwise second moment

$$S_\ell(\eta) := \mathbb{E}\left[(\Delta_B z_i^{(\ell)}(x))^2\right], \quad (8)$$

where the expectation is over random initialization and the sampling of (x, B) . Under our symmetric random initialization, $S_\ell(\eta)$ does not depend on the coordinate choice i . In the original μP setting, one sets a reference-layer constraint such as $S_\ell(\eta) = 1$ for a typical hidden layer (or equivalently, for all hidden layers in homogeneous models), which yields a width-robust learning-rate scale and enables zero-shot hyperparameter transfer across widths (Yang et al., 2021).

A network-wide update budget for multi-path architectures. For non-recurrent multi-path architectures, layer statistics are not homogeneous. Residual additions and branch aggregation can make $S_\ell(\eta)$ vary with depth, so enforcing an identical per-layer constraint can be unnecessarily restrictive or ill-posed. This viewpoint is aligned with architecture-aware analyses of maximal learning rates that explicitly depend on network topology (Chen et al., 2024).

Arithmetic-mean μ P. We therefore upgrade the maximal-update criterion to a network-wide budget. Let L denote the number of depth units under our conventions (Sec. 3.1). We define the network-wide average second moment

$$\bar{S}(\eta) := \frac{1}{L} \sum_{\ell=1}^L S_\ell(\eta), S_\ell(\eta) := \mathbb{E} \left[(\Delta_B z_i^{(\ell)}(x))^2 \right]. \quad (9)$$

We say the network is in the arithmetic-mean μ P (AM- μ P) regime if $\bar{S}(\eta) = 1$, and define the AM- μ P learning-rate scale η^* by $\bar{S}(\eta^*) = 1$.

This choice has three properties that are important for our setting. First, it reduces to the classical maximal-update criterion in homogeneous models: if $S_\ell(\eta) \approx S(\eta)$ for all ℓ , then $\bar{S}(\eta) = S(\eta)$. Second, $\bar{S}(\eta)$ can be interpreted as an *update-energy per depth unit* and is the natural quantity that appears in our recursive depth analyses of multi-path networks. Third, as an average, $\bar{S}(\eta)$ is stable under constant-level redefinitions of depth units (e.g., adding or removing $O(1)$ stem/head components), and it yields a single global learning-rate scale that remains width-robust while allowing heterogeneous layers to reallocate update magnitudes.

A more detailed rationale, including comparisons to alternative aggregations, is deferred to Sec. A.

3.3. Depthwise learning-rate scaling for CNNs

Setup. We consider 1D/2D CNNs under the conventions in Sec. 3.1. We analyze the one-step update at random initialization under the AM- μ P budget. Recall that η_* denotes the AM- μ P maximal-update learning rate defined in Sec. 3.2, i.e., the (architecture-wide) learning-rate scale that keeps the one-step AM- μ P update budget \bar{S} at $O(1)$ at initialization. Here B denotes the mini-batch size used to form the gradient in this one-step update.

Boundary fraction for zero padding. For a spatial index set $\Lambda \subset \mathbb{Z}^d$ and a kernel offset set $\mathcal{K} \subset \mathbb{Z}^d$, define the \mathcal{K} -boundary set

$$\partial_{\mathcal{K}} \Lambda := \{p \in \Lambda : \exists \Delta \in \mathcal{K} \text{ s.t. } p + \Delta \notin \Lambda\},$$

and the boundary fraction

$$\text{bdry}(\Lambda, \mathcal{K}) := \frac{|\partial_{\mathcal{K}} \Lambda|}{|\Lambda|}.$$

For circular padding, $\text{bdry}(\Lambda, \mathcal{K}) = 0$.

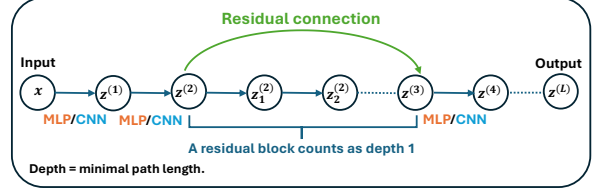


Figure 2. Depth convention for residual networks. Depth is defined as the minimal path length. Along the minimal path, each plain layer and each residual block contributes one depth unit. If the backbone has m plain layers and K residual blocks, then the effective depth is $L = m + K$.

Proposition (Depthwise LR scale for 1D/2D CNNs). *Consider a depth- L CNN with stride 1, fan-in initialization (Eq. equation 1), and pointwise activation σ . Assume the homogeneity conditions stated in Sec. 3.1 (up to padding-induced boundary non-uniformity and finite-width effects). Then there exists a constant $\kappa = O(1)$ (depending on σ and the initialization statistics such as $q = \mathbb{E}[\sigma'(Z)^2]$, but not on L) such that the AM- μ P maximal-update learning rate η_* (Sec. 3.2) satisfies*

$$\eta_*(L; \{C_\ell, \Lambda_\ell, \mathcal{K}_\ell\}, B) = \kappa L^{-3/2} \cdot \left(1 + O\left(\max_{\ell} \frac{1}{C_\ell} + \max_{\ell} \text{bdry}(\Lambda_\ell, \mathcal{K}_\ell) + \frac{1}{B}\right)\right).$$

In particular, the leading depth exponent is $-3/2$, and the listed terms only affect the prefactor.

Proof. Deferred to Appendix B.

Rectangular grids. We record two common special cases. If Λ_ℓ is a 1D interval of length N_ℓ and \mathcal{K}_ℓ has half-span $s_\ell := \max_{\Delta \in \mathcal{K}_\ell} |\Delta|$, then $\text{bdry}(\Lambda_\ell, \mathcal{K}_\ell) = O(s_\ell/N_\ell)$ under zero padding. If Λ_ℓ is a 2D rectangle of size $H_\ell \times W_\ell$ and \mathcal{K}_ℓ has axial half-spans $s_{\ell,h} := \max_{\Delta \in \mathcal{K}_\ell} |\Delta_h|$ and $s_{\ell,w} := \max_{\Delta \in \mathcal{K}_\ell} |\Delta_w|$, then $\text{bdry}(\Lambda_\ell, \mathcal{K}_\ell) = O(s_{\ell,h}/H_\ell + s_{\ell,w}/W_\ell)$.

3.4. Depthwise learning-rate scaling for residual networks

We use standard asymptotic notation: $f(L) = \Theta(g(L))$ means that there exist constants $c_1, c_2 > 0$ and L_0 such that $c_1 g(L) \leq f(L) \leq c_2 g(L)$ for all $L \geq L_0$.

Setup. We consider a residual-network backbone that consists of m plain depth units (e.g., a linear or convolutional layer followed by a pointwise nonlinearity) and K residual blocks inserted along the backbone. A residual block is a depth unit with one residual addition, as defined in Eq. 4. We measure depth by the minimal path length, counting each plain layer and each residual block as one depth unit (Fig. 2). Accordingly, we define the effective depth as

$$L_{\text{Res}} := m + K.$$

In common ResNet families, the plain part typically includes an input stem and an output head; under our con-

vention these components are simply counted in m rather than being hidden.

For initialization, weights in plain layers use the fan-in rule in Eq. 1. Weights on residual branches use the depth-scaled fan-in initialization in Sec. 3.1, i.e., standard fan-in initialization together with a multiplicative $K^{-1/2}$ scaling on the residual branch. We study the AM- μ P maximal-update learning-rate scale η_* defined in Sec. 3.2, i.e., the learning-rate scale that keeps the one-step AM- μ P update budget \bar{S} at $O(1)$ at initialization.

Proposition (Depthwise LR scale for residual networks). *Consider a ResNet-style network of effective depth $L = m + K$ in the above sense. Assume fan-in initialization (Eq. 1) for weights outside residual branches, and the residual-aware depth-scaled fan-in initialization from Sec. 3.1 for residual-branch weights (equivalently, applying standard fan-in initialization and scaling residual-branch weights by $K^{-1/2}$). Then the AM- μ P maximal-update learning rate η_* (Sec. 3.2) satisfies*

$$\eta_*(L_{\text{Res}}) = \Theta(L_{\text{Res}}^{-3/2}).$$

The hidden constants depend on the activation and initialization statistics and on the residual-block template (e.g., the fixed internal structure within each block), but not on the effective depth L_{Res} .

Proof. Deferred to Appendix C.

3.5. Depthwise learning-rate scaling for Transformers

Setup. We consider Transformer architectures under the conventions in Sec. 3.1 and analyze the one-step update at random initialization under the AM- μ P budget. In our depth convention, *each residual addition along the minimal path counts as one depth unit*. Since a Transformer block contains two sequential residual additions, each block contributes depth two. All remaining sequential depth units along the minimal path are counted in the same way. We denote the resulting effective depth by L_{tr} .

Proposition (Depthwise LR scale for Transformers). *Consider a Transformer of effective depth L_{tr} with fan-in initialization (Eq. 1) for all linear maps in the attention and feedforward sublayers, and the architectural conventions in Sec. 3.1. Under the mean-field and weak-dependence assumptions used in our AM- μ P analysis, there exists a constant κ , independent of L_{tr} , such that the AM- μ P maximal-update learning rate η_* (Sec. 3.2) satisfies*

$$\eta_*(L_{\text{tr}}) = \Theta(L_{\text{tr}}^{-3/2}).$$

The hidden constants depend on the activation and initialization statistics and on the fixed Transformer-block template, but not on L_{tr} .

Proof. Deferred to Appendix D.

4. Experiments

4.1. General Protocol

To verify our theoretical predictions, we design CNNs, ResNets, and ViTs with varying depths to validate the scaling relationship between model depth and optimal learning rate. Inspired by Chen et al. (2024), we conduct experiments on three image classification datasets: CIFAR-10, CIFAR-100 (Krizhevsky, 2009), and a subset of ImageNet (Deng et al., 2009), which span a range of task difficulties, allowing us to demonstrate the robustness of our theory across different data regimes.

For each network depth L , we perform a logarithmic grid search over learning rates η and record η^* , the one-epoch optimum that minimizes the training loss. We treat this grid-searched one-epoch optimum as an empirical proxy for the maximal-update learning-rate scale η^* defined in Sec. 3.2.³ We then fit the depth-dependent scaling law on the log-log scale via

$$\log_{10} \eta^* = \beta_0 + \alpha \log_{10} L + \varepsilon,$$

and report the fitted slope $\hat{\alpha}$. All experiments use standard multi-class cross-entropy loss with mean reduction.⁴ To ensure statistical robustness, we repeat each experiment with three random seeds, compute the depth-wise mean $\pm 95\%$ confidence interval for $\log_{10} \eta^*$, and perform weighted least squares fitting with weights inversely proportional to the sample variance at each depth.

Table 1 summarizes the fitted depth exponents $\hat{\alpha}$ for baseline configurations across all architectures and datasets. The theoretical prediction is $\alpha = -1.5$ for all cases. Across 9 architecture-dataset combinations, the empirical exponents range from -1.18 to -1.57 , with a mean of -1.38 , demonstrating quantitative agreement and confirming the universality of our depth scaling law. We next detail the architecture-specific implementations.

4.2. Convolutional Networks

We first validate our theory on plain CNNs (O’Shea & Nash, 2015; Krizhevsky et al., 2012). Following the homogeneous CNN conventions in Sec. 3.1, we use L identical $2\text{D conv} + \sigma$ blocks with stride 1 and circular padding, followed by global average pooling and a linear classifier. Networks are initialized with He fan-in and trained using SGD without momentum (batch size 128). We sweep η

³We adopt a single-epoch protocol for computational efficiency and comparability, consistent with the architecture-aware scaling protocol (Chen et al., 2024) and the μ P perspective that optimal learning rates are primarily governed by early-training dynamics (Jelassi et al., 2023).

⁴See Appendix G for compatibility between CE-based experiments and our MSE-based derivation.

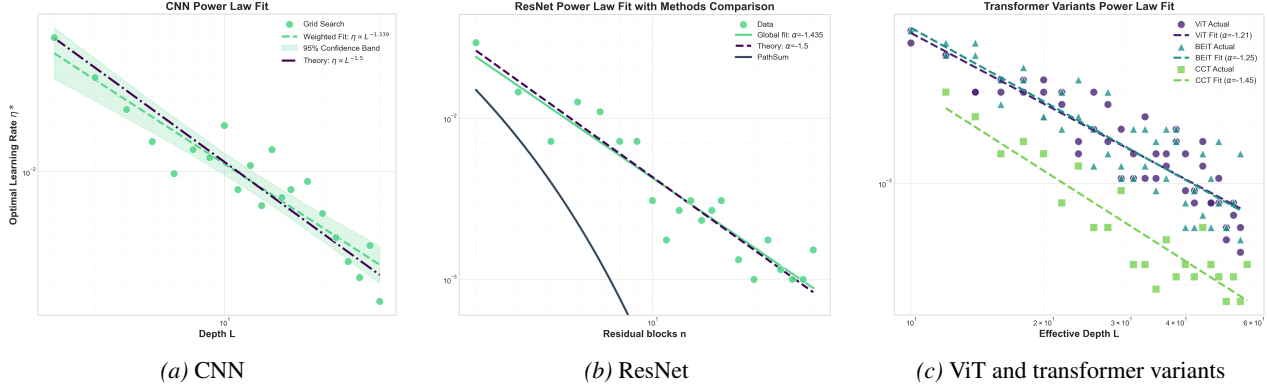


Figure 3. Depth-LR scaling on CIFAR-10. (a) CNN: grid-searched optima with 95% CIs and weighted global fit ($\hat{\alpha} = -1.339$). (b) ResNet: our AM- μ P theory ($\hat{\alpha} = -1.435$) closely matches empirical data, while PathSum (Chen et al., 2024) shows increasing deviation at larger depths. (C) Transformer: Depth-LR scaling for ViT variants ViT ($\hat{\alpha} = -1.44$), BEiT ($\hat{\alpha} = -1.35$), and CCT ($\hat{\alpha} = -1.45$) all exhibit clear power-law scaling consistent with our theoretical prediction of -1.5 .

Table 1. Main results: fitted depth exponents $\hat{\alpha}$ for baseline configurations. All models use SGD optimizer without momentum. CNN and ResNet use ReLU activation without normalization or dropout. ViT uses Post-LN configuration. The theoretical prediction is $\alpha = -1.5$.

Model	CIFAR-10	CIFAR-100	ImageNet
CNN	-1.339	-1.392	-1.329
ResNet	-1.435	-1.355	-1.567
ViT	-1.441	-1.371	-1.178
Theory	$\alpha = -1.5$		

over 80 log-spaced points from 10^{-4} to 10^1 and take η^* to be the one-epoch training-loss minimizer.

As shown in Fig. 3(a), the optimal learning rate η^* exhibits a clear power-law relationship with depth on CIFAR-10, yielding a fitted slope of $\hat{\alpha} = -1.339$. Notably, the exponents remain stable across datasets: -1.392 on CIFAR-100 and -1.329 on ImageNet (Table 1), confirming the cross-dataset robustness of our theory.

4.3. Residual Networks

We define depth L by the number of residual blocks, each containing a 3×3 conv layer (64 channels, stride 1) with an identity skip. Networks are initialized with scaled He fan-in, where conv weights on residual branches are multiplied by $1/\sqrt{K}$ for K blocks to stabilize variance.

As shown in Fig. 3(b), the optimal learning rate follows a clear power law with $\hat{\alpha} = -1.435$ on CIFAR-10, closely matching our theoretical prediction of -1.5 and confirming that residual connections do not alter the depth exponent. In contrast, PathSum (Chen et al., 2024) shows increasing deviation from empirical optima at larger depths. Across datasets, the exponents remain consistent: -1.355 on CIFAR-100 and -1.567 on ImageNet.

4.4. Vision Transformers

Finally, we extend our analysis to Vision Transformers. For vanilla ViT (Dosovitskiy, 2020), we adopt the standard architecture with patch embedding, learnable positional encoding, and a classification token. Following the Transformer depth convention in Sec. 3.5, we measure depth by the effective Transformer depth L_{tr} . For CIFAR datasets, we use patch size 4, embedding dimension 384, and 6 attention heads; for ImageNet, we use patch size 16, embedding dimension 768, and 12 attention heads. The learning rate is searched over 80 log-spaced points from 10^{-5} to 10^0 .

The baseline ViT (Post-LN) achieves $\hat{\alpha} = -1.441$ on CIFAR-10, -1.371 on CIFAR-100, and -1.178 on ImageNet (Table 1).

ViT variants. Beyond vanilla ViT, we evaluate two representative variants: BEiT (Bao et al., 2022) and CCT (Hasani et al., 2021). BEiT replaces absolute positional embeddings with relative position bias in the attention mechanism. CCT replaces the patch embedding with a convolutional tokenizer and uses sequence pooling instead of the class token, thereby combining the inductive biases of CNNs with the global modeling capacity of transformers.

As shown in Fig. 3 (c), all three variants exhibit clear power-law scaling with fitted exponents of $\hat{\alpha} = -1.44$ (ViT), -1.35 (BEiT), and -1.45 (CCT). Notably, CCT achieves the closest agreement with our theoretical prediction of -1.5 , with only 3.3% deviation.

The loss landscape analysis in Fig. 4 corroborates these findings. For all three variants, the loss curves exhibit systematic stratification: as depth increases (from purple to yellow), the loss-minimizing learning rate shifts leftward, and the curves become steeper in the high learning rate regime. This consistent pattern across architecturally diverse transformers provides strong empirical support for the universality of our theory.

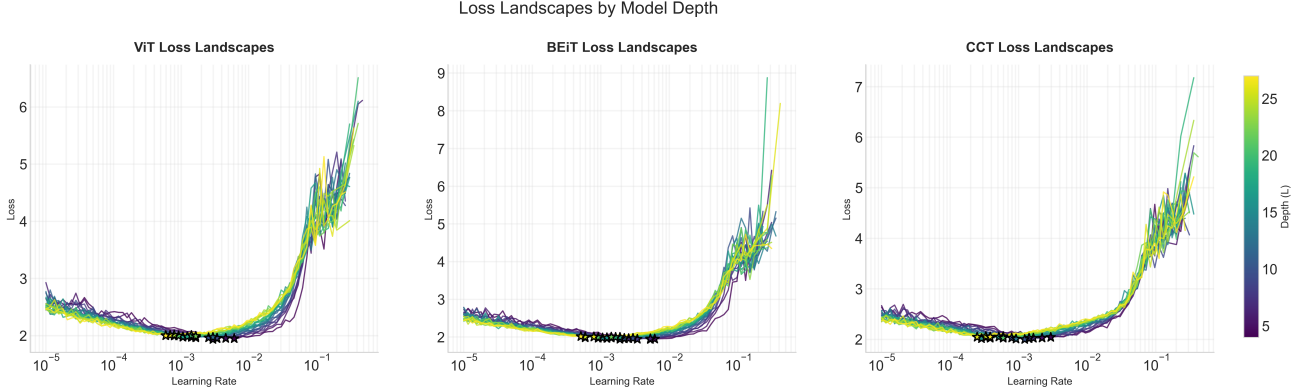


Figure 4. Loss landscapes for ViT variants on CIFAR-10. Color encodes depth (purple: shallow, yellow: deep). All three variants show systematic leftward shifts in optimal LR as depth increases, consistent with the predicted depth–LR scaling relationship.

We attribute CCT’s strong agreement with theory to its hybrid architecture. CCT’s convolutional tokenizer introduces CNN-like components at the input stage, while its transformer encoder captures global dependencies. Since both CNNs (Section 4.2) and transformers independently follow the $\eta^* \propto L^{-3/2}$ scaling law, it is natural that their combination in CCT also adheres to this relationship. This observation suggests that our theoretical framework may extend to a broad class of hybrid architectures that compose elements from our analyzed model families.

4.5. Ablation Studies

To assess the robustness of our theoretical predictions, we conduct systematic ablation studies examining the effects of optimizers, activation functions, normalization, and regularization. Table 3 in Appendix E.1 presents 9 representative configurations spanning CNNs, ResNets, and ViTs.

Overall robustness. All tested configurations yield exponents within the range $[-1.8, -1.1]$, with a mean of -1.39 , demonstrating strong agreement with the theoretical prediction of $\alpha = 1.5$. This consistency across diverse architectural and optimization choices validates the broad applicability of our depth scaling law.

Activation functions. Comparing ReLU and GELU on CNN/CIFAR-10, we observe $\hat{\alpha} = -1.339$ versus -1.379 (3% difference), showing the choice of activation has minimal impact. This aligns with our theory, where activations enter primarily through the gating factor $q = \mathbb{E}[\sigma'(Z)^2]$.

Optimizers. Switching from SGD to Adam reduces $|\hat{\alpha}|$ by 10–12% on both CNNs ($-1.339 \rightarrow -1.207$) and ResNets ($-1.435 \rightarrow -1.269$). While Adam’s adaptive learning rates partially compensate for depth scaling, the power-law relationship persists, confirming that depth-dependent initialization remains essential even with adaptive optimizers.

Normalization and regularization. BatchNorm on ResNets increases $|\hat{\alpha}|$ from -1.435 to -1.701 , while

dropout increases it to -1.568 , both bringing the exponent closer to the theoretical -1.5 . In ViTs, Pre-LN and Post-LN yield similar exponents (-1.131 vs -1.178 , 4.0% difference), indicating that normalization placement has minimal effect on depth scaling.

These ablations confirm that the $L^{-3/2}$ scaling law provides a robust first-order approximation across diverse training configurations, with secondary modulations typically within $\pm 20\%$.

5. Conclusion

We study depthwise hyperparameter transfer in non-recurrent multi-path neural networks. Building on the maximal-update principle, we propose a unified, architecture-aware framework that controls update magnitudes at the network level and remains consistent under branch aggregation. Under a unified minimal-path notion of depth, we obtain a $-3/2$ power-law scaling between the learning rate and depth, which yields a simple tuning rule:

$$\eta(L) = \eta(L_0) \left(\frac{L}{L_0} \right)^{-3/2}.$$

This rule rescales only the learning rate while keeping the rest of the training schedule unchanged. It enables transfer: calibrate once at depth L_0 , then transfer zero-shot to a new depth by learning-rate rescaling. In practice, the same recipe transfers across modern architectures such as CNNs, ResNets, and Transformers, and it is consistent with prior depth-scaling results for sequential networks.

We validate the exponent and the transfer recipe on CNNs, residual networks, and multiple Transformer variants and test robustness across activations, optimizers, and common normalization and regularization. These choices mainly change the prefactor, not the exponent. Overall, our results turn depth scaling from expensive trial-and-error tuning into a predictable workflow, and provide a practical guideline for learning-rate scales in modern architectures.

References

- Ba, J. L., Kiros, J. R., and Hinton, G. E. Layer normalization. *arXiv preprint arXiv:1607.06450*, 2016.
- Bachlechner, T., Majumder, B. P., Mao, H., Cottrell, G., and McAuley, J. Rezero is all you need: Fast convergence at large depth. In *Uncertainty in Artificial Intelligence*, pp. 1352–1361. PMLR, 2021.
- Balduzzi, D., Frean, M., Leary, L., Lewis, J., Ma, K. W.-D., and McWilliams, B. The shattered gradients problem: If resnets are the answer, then what is the question? In *International conference on machine learning*, pp. 342–350. PMLR, 2017.
- Bao, H., Dong, L., Piao, S., and Wei, F. BEiT: BERT pre-training of image transformers. In *International Conference on Learning Representations*, 2022.
- Bordelon, B. and Pehlevan, C. Deep linear network training dynamics from random initialization: Data, width, depth, and hyperparameter transfer. *arXiv preprint arXiv:2502.02531*, 2025.
- Chen, W., Wu, J., Wang, Z., and Hanin, B. Principled architecture-aware scaling of hyperparameters. *arXiv preprint arXiv:2402.17440*, 2024.
- Chizat, L. and Netrapalli, P. The feature speed formula: a flexible approach to scale hyper-parameters of deep neural networks. *Advances in Neural Information Processing Systems*, 37:62362–62383, 2024.
- Cho, K., Van Merriënboer, B., Gulcehre, C., Bahdanau, D., Bougares, F., Schwenk, H., and Bengio, Y. Learning phrase representations using rnn encoder-decoder for statistical machine translation. *arXiv preprint arXiv:1406.1078*, 2014.
- Cohen, J. M., Kaur, S., Li, Y., Kolter, J. Z., and Talwalkar, A. Gradient descent on neural networks typically occurs at the edge of stability. *arXiv preprint arXiv:2103.00065*, 2021.
- De, S. and Smith, S. Batch normalization biases residual blocks towards the identity function in deep networks. *Advances in Neural Information Processing Systems*, 33: 19964–19975, 2020.
- Deng, J., Dong, W., Socher, R., Li, L.-J., Li, K., and Fei-Fei, L. Imagenet: A large-scale hierarchical image database. *Proceedings of the IEEE Conference on Computer Vision and Pattern Recognition*, pp. 248–255, 2009.
- Dosovitskiy, A. An image is worth 16x16 words: Transformers for image recognition at scale. *arXiv preprint arXiv:2010.11929*, 2020.
- Elman, J. L. Finding structure in time. *Cognitive Science*, 14(2):179–211, 1990. doi: 10.1016/0364-0213(90)90002-E.
- Glorot, X. and Bengio, Y. Understanding the difficulty of training deep feedforward neural networks. In *Proceedings of the thirteenth international conference on artificial intelligence and statistics*, pp. 249–256. JMLR Workshop and Conference Proceedings, 2010.
- Godbole, V., Dahl, G. E., Gilmer, J., Shalloe, C. J., and Nado, Z. Deep learning tuning playbook, 2023. URL http://github.com/google-research/tuning_playbook. Version 1.0.
- Hassani, A., Walton, S., Shah, N., Abuduweili, A., Li, J., and Shi, H. Escaping the big data paradigm with compact transformers. *arXiv preprint arXiv:2104.05704*, 2021.
- Hayou, S. and Yang, G. Width and depth limits commute in residual networks. In *International Conference on Machine Learning*, pp. 12700–12723. PMLR, 2023.
- He, K., Zhang, X., Ren, S., and Sun, J. Delving deep into rectifiers: Surpassing human-level performance on imagenet classification. In *Proceedings of the IEEE international conference on computer vision*, pp. 1026–1034, 2015.
- He, K., Zhang, X., Ren, S., and Sun, J. Deep residual learning for image recognition. In *Proceedings of the IEEE conference on computer vision and pattern recognition*, pp. 770–778, 2016.
- Hendrycks, D. Gaussian error linear units (gelus). *arXiv preprint arXiv:1606.08415*, 2016.
- Hestness, J., Narang, S., Ardalani, N., Diamos, G., Jun, H., Kianinejad, H., Patwary, M., Ali, M., Yang, Y., and Zhou, Y. Deep learning scaling is predictable, empirically. *arXiv preprint arXiv:1712.00409*, 2017.
- Hochreiter, S. and Schmidhuber, J. Long short-term memory. *Neural Computation*, 9(8):1735–1780, 1997. doi: 10.1162/neco.1997.9.8.1735.
- Hoffmann, J., Borgeaud, S., Mensch, A., Buchatskaya, E., Cai, T., Rutherford, E., Casas, D. d. L., Hendricks, L. A., Welbl, J., Clark, A., et al. Training compute-optimal large language models. *arXiv preprint arXiv:2203.15556*, 2022.
- Hu, Q., Ye, Z., Zhang, M., Chen, Q., Sun, P., Wen, Y., and Zhang, T. Hydro: {Surrogate-Based} hyperparameter tuning service in datacenters. In *17th USENIX Symposium on Operating Systems Design and Implementation (OSDI 23)*, pp. 757–777, 2023.

- Ioffe, S. and Szegedy, C. Batch normalization: Accelerating deep network training by reducing internal covariate shift, 2015. URL <https://arxiv.org/abs/1502.03167>.
- Janocha, K. and Czarnecki, W. M. On loss functions for deep neural networks in classification. *arXiv preprint arXiv:1702.05659*, 2017.
- Jelassi, S., Hanin, B., Ji, Z., Reddi, S. J., Bhojanapalli, S., and Kumar, S. Depth dependence of μ P learning rates in ReLU MLPs. *arXiv preprint arXiv:2305.07810*, 2023.
- Kalra, D. S. and Barkeshli, M. Why warmup the learning rate? underlying mechanisms and improvements. *Advances in Neural Information Processing Systems*, 37: 111760–111801, 2024.
- Kaplan, J., McCandlish, S., Henighan, T., Brown, T. B., Chess, B., Child, R., Gray, S., Radford, A., Wu, J., and Amodei, D. Scaling laws for neural language models. *arXiv preprint arXiv:2001.08361*, 2020.
- Kingma, D. P. and Ba, J. Adam: A method for stochastic optimization, 2017. URL <https://arxiv.org/abs/1412.6980>.
- Kosson, A., Messmer, B., and Jaggi, M. Analyzing & reducing the need for learning rate warmup in gpt training. *Advances in Neural Information Processing Systems*, 37: 2914–2942, 2024.
- Krizhevsky, A. Learning multiple layers of features from tiny images. Technical report, University of Toronto, 2009.
- Krizhevsky, A., Sutskever, I., and Hinton, G. E. Imagenet classification with deep convolutional neural networks. In *Advances in Neural Information Processing Systems*, volume 25, pp. 1097–1105, 2012.
- Li, L., Jamieson, K., DeSalvo, G., Rostamizadeh, A., and Talwalkar, A. Hyperband: A novel bandit-based approach to hyperparameter optimization. *Journal of Machine Learning Research*, 18(185):1–52, 2018.
- Microsoft Research. microsoft/mup: Maximal update parametrization (μ p). <https://github.com/microsoft/mup>, 2022a. Accessed: 2026-01-22.
- Microsoft Research. microsoft/mutransformers: Demonstrations of μ p for transformers. <https://github.com/microsoft/mutransformers>, 2022b. Accessed: 2026-01-22.
- O’Shea, K. and Nash, R. An introduction to convolutional neural networks, 2015. URL <https://arxiv.org/abs/1511.08458>.
- Schoenholz, S. S., Gilmer, J., Ganguli, S., and Sohl-Dickstein, J. Deep information propagation. *arXiv preprint arXiv:1611.01232*, 2016.
- Snoek, J., Larochelle, H., and Adams, R. P. Practical bayesian optimization of machine learning algorithms. *Advances in neural information processing systems*, 25, 2012.
- Srivastava, N., Hinton, G., Krizhevsky, A., Sutskever, I., and Salakhutdinov, R. Dropout: a simple way to prevent neural networks from overfitting. *The journal of machine learning research*, 15(1):1929–1958, 2014.
- Taki, M. Deep residual networks and weight initialization. *arXiv preprint arXiv:1709.02956*, 2017.
- Vaswani, A., Shazeer, N., Parmar, N., Uszkoreit, J., Jones, L., Gomez, A. N., Kaiser, Ł., and Polosukhin, I. Attention is all you need. *Advances in neural information processing systems*, 30, 2017.
- Veit, A., Wilber, M. J., and Belongie, S. Residual networks behave like ensembles of relatively shallow networks. *Advances in neural information processing systems*, 29, 2016.
- Wang, H., Ma, S., Dong, L., Huang, S., Zhang, D., and Wei, F. Deepnet: Scaling transformers to 1,000 layers. *IEEE Transactions on Pattern Analysis and Machine Intelligence*, 46(10):6761–6774, 2024.
- Wang, Q., Li, B., Xiao, T., Zhu, J., Li, C., Wong, D. F., and Chao, L. S. Learning deep transformer models for machine translation. *arXiv preprint arXiv:1906.01787*, 2019.
- Werbos, P. J. Backpropagation through time: what it does and how to do it. *Proceedings of the IEEE*, 78(10):1550–1560, 2002.
- Xiao, L., Bahri, Y., Sohl-Dickstein, J., Schoenholz, S., and Pennington, J. Dynamical isometry and a mean field theory of cnns: How to train 10,000-layer vanilla convolutional neural networks. In *International conference on machine learning*, pp. 5393–5402. PMLR, 2018.
- Xie, S., Girshick, R., Dollár, P., Tu, Z., and He, K. Aggregated residual transformations for deep neural networks. In *Proceedings of the IEEE Conference on Computer Vision and Pattern Recognition*, pp. 1492–1500, 2017.
- Xiong, R., Yang, Y., He, D., Zheng, K., Zheng, S., Xing, C., Zhang, H., Lan, Y., Wang, L., and Liu, T. On layer normalization in the transformer architecture. In *International conference on machine learning*, pp. 10524–10533. PMLR, 2020.

- Yang, G. and Schoenholz, S. Mean field residual networks: On the edge of chaos. *Advances in neural information processing systems*, 30, 2017.
- Yang, G., Hu, E., Babuschkin, I., Sidor, S., Liu, X., Farhi, D., Ryder, N., Pachocki, J., Chen, W., and Gao, J. Tuning large neural networks via zero-shot hyperparameter transfer. *Advances in Neural Information Processing Systems*, 34:17084–17097, 2021.
- Yang, G., Yu, D., Zhu, C., and Hayou, S. Feature learning in infinite-depth neural networks. In *NeurIPS 2023 Workshop on Mathematics of Modern Machine Learning*, 2023.
- Zagoruyko, S. and Komodakis, N. Wide residual networks. In *Proceedings of the British Machine Vision Conference*, 2016.
- Zhang, H., Dauphin, Y. N., and Ma, T. Fixup initialization: Residual learning without normalization. *arXiv preprint arXiv:1901.09321*, 2019.

Notation

Table 2. Notation summary.

Symbol	Meaning
Depth / architecture	
L	Network effective depth (number of depth units).
ℓ	Depth-unit index, $\ell = 1, \dots, L$.
m	Number of plain (non-residual) depth units along the minimal path.
K	Number of residual blocks along the minimal path.
L_{res}	ResNet effective depth, $L_{\text{res}} := m + K$.
L_{tr}	Transformer effective depth (2 depth units per transformer block).
Data / optimization	
x	Input example.
y	Target / label.
B	Mini-batch (set); when used as a scalar, it denotes mini-batch size.
$\mathcal{L}_B(\theta)$	Training loss on mini-batch B .
θ	All trainable parameters; θ^+ parameters after one (S)GD step.
η	Base learning rate.
η^*	maximal-update learning rate defined by $\bar{S}(\eta^*) = 1$.
Forward pass / initialization	
$z^{(\ell)}(x; \theta)$	Pre-activations at depth unit ℓ for input x .
$z_i^{(\ell)}(x; \theta)$	Scalar coordinate of $z^{(\ell)}$ (unit index i).
$\sigma(\cdot)$	Pointwise activation; $\sigma'(\cdot)$ its derivative.
q	Gating factor $q := \mathbb{E}[\sigma'(Z)^2]$ for $Z \sim \mathcal{N}(0, 1)$ (for ReLU, $q = 1/2$).
$\text{fan}_{\text{in}}(W)$	Fan-in of a weight tensor.
$W^{(\ell)}$	Weight matrix / kernel tensor at depth unit ℓ .
W_{res}	Residual-branch weights.
One-step updates / AM-μP	
∂_a	Partial derivative $\partial/\partial\theta_a$ for scalar parameter θ_a .
$\Delta\theta_a$	One-step parameter change, $\Delta\theta_a := \theta_a^+ - \theta_a$.
$\Delta z_i^{(\ell)}(x)$	One-step change of pre-activation coordinate i at depth ℓ .
$S_\ell(\eta)$	Layerwise second moment $S_\ell(\eta) := \mathbb{E}[(\Delta_B z_i^{(\ell)}(x))^2]$.
$\bar{S}(\eta)$	Network-wide average second moment, $\bar{S}(\eta) := \frac{1}{L} \sum_{\ell=1}^L S_\ell(\eta)$.
CNN-specific	
d	Spatial dimension ($d = 1$ or 2).
C_ℓ	Number of channels at depth ℓ .
Λ_ℓ	Spatial index set at depth ℓ ; $N_\ell := \Lambda_\ell $.
N_ℓ	Number of spatial locations at depth ℓ (e.g., $N_\ell = H_\ell W_\ell$ in 2D).
H_ℓ, W_ℓ	Height/width of a 2D feature map at depth ℓ .
K_ℓ	Kernel offset set (subset of \mathbb{Z}^d); $k_\ell := K_\ell $.
k_ℓ	Kernel size / number of offsets ($k_\ell = K_\ell $).
p	Spatial location index ($p \in \Lambda_\ell$).
Δ	Kernel offset ($\Delta \in K_\ell$).
$W_{j,i,\Delta}^{(\ell)}$	Conv weight from input channel i to output channel j at offset Δ .
M_ℓ	Effective width of a conv layer, $M_\ell := C_\ell N_\ell$.
$\partial_K \Lambda$	K -boundary set under zero padding: $\{p \in \Lambda : \exists \Delta \in K, p + \Delta \notin \Lambda\}$.
$\text{bdry}(\Lambda, K)$	Boundary fraction $\text{bdry}(\Lambda, K) := \partial_K \Lambda / \Lambda $.
s_ℓ	1D kernel half-span $s_\ell := \max_{\Delta \in K_\ell} \Delta $.
$s_{\ell,h}, s_{\ell,w}$	2D axial half-spans $\max \Delta_h $ and $\max \Delta_w $.
ResNets / Transformers (selected)	
$F_\ell(\cdot)$	Residual branch mapping in depth unit ℓ .
Attn, FFN	Attention branch and feedforward branch in a Transformer block.
LN	LayerNorm; γ, β are its affine parameters; ϵ is the numerical constant.
$u^{(\ell)}$	Pre-LN residual sum in post-norm analysis: $u^{(\ell)} = z^{(\ell-1)} + F_\ell(z^{(\ell-1)})$.
$T_\ell(\mu_1, \mu_2)$	Averaged overlap of directional derivatives at depth ℓ (used in proofs).
Asymptotic notation	
$O(\cdot)$	Big-O: $f(s) = O(g(s))$ if $\exists c > 0, s_0$ such that $ f(s) \leq c g(s) $ for all $s \geq s_0$.
$\Theta(\cdot)$	Big-Theta: $f(s) = \Theta(g(s))$ if $\exists c_1, c_2 > 0, s_0$ such that $c_1 g(s) \leq f(s) \leq c_2 g(s)$ for all $s \geq s_0$.
\propto	Asymptotic proportionality: $f \propto g$ means $f(s)/g(s) \rightarrow \kappa \in (0, \infty)$.

A. Rationale for the Arithmetic Mean in μP

This appendix supplements Sec. 3.2 and gives a more formal rationale for using an *arithmetic mean* to aggregate layerwise maximal-update energies in AM- μP .

Setup and notation. We follow Sec. 3.2. Let $\Delta z_i^{(\ell)}(x)$ denote the one-step change of a representative pre-activation coordinate $z_i^{(\ell)}(x)$ at depth unit ℓ after one gradient step at initialization (with $x \sim \mathcal{D}$). Define the layerwise energy

$$S_\ell := \mathbb{E} \left[(\Delta z_i^{(\ell)}(x))^2 \right], \quad \bar{S} := \frac{1}{L} \sum_{\ell=1}^L S_\ell, \quad (10)$$

where the expectation is taken over data (and, when relevant, initialization and mini-batch sampling). AM- μP fixes a network-level budget $\bar{S} = C$ for an $O(1)$ constant C (and we may set $C = 1$ by absorbing constants into the learning-rate scale).

(A1) Merge consistency and characterization. Let $\mathcal{M}(S_1, \dots, S_L)$ be a network-level aggregator that summarizes the collection $\{S_\ell\}_{\ell=1}^L$ into a single scale used to set the global learning rate. We require three minimal properties:

- **Permutation invariance.** \mathcal{M} is invariant under permutations of the inputs.
- **Scale equivariance.** For any $c > 0$, $\mathcal{M}(cS_1, \dots, cS_L) = c\mathcal{M}(S_1, \dots, S_L)$.
- **Merge consistency.** For any partition $\{1, \dots, L\} = \bigsqcup_{j=1}^k G_j$, define each group’s *per-layer* energy by

$$m_j := \frac{1}{|G_j|} \sum_{\ell \in G_j} S_\ell,$$

so that the total energy of group G_j is preserved when replacing it by $|G_j|$ identical copies of m_j . Merge consistency requires

$$\mathcal{M}(S_1, \dots, S_L) = \mathcal{M}(\underbrace{m_1, \dots, m_1}_{|G_1|}, \dots, \underbrace{m_k, \dots, m_k}_{|G_k|}). \quad (11)$$

In addition, we adopt the standard normalization for a “mean”:

$$\mathcal{M}(c, \dots, c) = c, \quad \forall c \geq 0. \quad (12)$$

Consequence. Applying equation 11 with the single group $G_1 = \{1, \dots, L\}$ yields $\mathcal{M}(S_1, \dots, S_L) = \mathcal{M}(\bar{S}, \dots, \bar{S})$. By equation 12, this equals \bar{S} . Hence the arithmetic mean is the unique aggregator satisfying the above properties.

(A2) Why \bar{S} is the right “energy budget.” The quantity \bar{S} has a direct probabilistic interpretation: if ℓ is drawn uniformly from $\{1, \dots, L\}$, then

$$\bar{S} = \mathbb{E}_\ell S_\ell = \mathbb{E}_{\ell, x} \left[(\Delta z_i^{(\ell)}(x))^2 \right].$$

Thus fixing $\bar{S} = O(1)$ controls the *typical* depth-unit update energy, while allowing heterogeneous allocation across layers, which is essential in multi-path architectures (residual accumulation, convolutional coupling, attention/FFN branches).

(A3) Heterogeneity: what is controlled and what is not. The arithmetic mean is monotone and satisfies the sharp bounds

$$\min_\ell S_\ell \leq \bar{S} \leq \max_\ell S_\ell.$$

Therefore, when layerwise energies remain within constant factors, \bar{S} remains within the same range. More importantly, if some layers become anomalously large, \bar{S} *reflects* this increase, which is appropriate when \bar{S} is meant to represent an honest second-moment budget. This contrasts with multiplicative aggregates that can hide large outliers.

(A4) Failure of the geometric mean: multiplicative cancellation. Let $G := \left(\prod_{\ell=1}^L S_\ell \right)^{1/L}$. Consider $S = (\varepsilon, \varepsilon^{-1}, 1, \dots, 1)$ with $\varepsilon \downarrow 0$. Then $G = 1$ stays constant, while

$$\bar{S} = \frac{1}{L} (\varepsilon + \varepsilon^{-1} + L - 2) \rightarrow \infty.$$

Hence fixing G does not control the additive second-moment budget $\sum_\ell S_\ell$. In heterogeneous settings, G can severely underestimate the presence of large-update layers.

(A5) Failure of the harmonic mean: hypersensitivity to small layers. Let $H := \left(\frac{1}{L} \sum_{\ell=1}^L S_\ell^{-1} \right)^{-1}$. A direct differentiation gives

$$\frac{\partial H}{\partial S_i} = \frac{H^2}{L} \cdot \frac{1}{S_i^2} > 0, \quad S_i \downarrow 0 \Rightarrow \frac{\partial H}{\partial S_i} \uparrow \infty.$$

Thus the harmonic mean becomes dominated by the smallest layers and can force disproportionate allocation decisions when used as a global budget.

(A6) Granularity and effective depth (split/merge compatibility). In our paper, “depth units” are defined at an architecture-dependent granularity (Sec. 3.1), e.g., residual additions along the minimal path. One may equivalently analyze the same network at a coarser granularity by grouping depth units into blocks (e.g., treating a Transformer block as two sequential residual updates). Merge consistency equation 11 formalizes the requirement that

the global budget should be invariant to such regrouping as long as group totals are preserved via per-unit averages. The arithmetic mean satisfies this invariance exactly, whereas geometric/harmonic means generally do not.

(A7) Homogeneous limit. When $S_\ell \approx S$ for all ℓ , the constraint $\bar{S} = C$ is equivalent to $S_\ell \approx C$, recovering the classical per-layer maximal-update viewpoint in settings where it is well posed.

Takeaway. The arithmetic mean is the only network-level aggregator that is simultaneously compatible with additive second-moment budgeting and consistent under split/merge (coarse-graining) of depth units. This motivates the AM- μ P constraint $\bar{S} = C$ used throughout the paper.

B. Proof of Proposition 3.3 for CNNs

Setup and scope. We prove the depth exponent in Proposition 3.3 by analyzing the *first (linearized) SGD step at initialization*, which is the standard setting for maximal-update calculations. We work under the CNN conventions in Sec. 3.1: stride 1, pointwise nonlinearity σ , fan-in initialization (Eq. equation 1), and the homogeneous (stationary) setting under circular padding. The 2D case follows by the same counting argument and is stated at the end.

For a layer ℓ , let C_ℓ be the channel count, Λ_ℓ the spatial index set, $N_\ell := |\Lambda_\ell|$, and define the effective width

$$M_\ell := C_\ell N_\ell.$$

We flatten a channel–position pair into a single unit index $a \in \{1, \dots, M_\ell\}$ when convenient; this is purely notational.

One-step pre-activation increments and the AM- μ P budget. Let θ collect all trainable parameters (weights in convolutional layers and the linear head). Write $\theta^+ = \theta + \Delta\theta$ for the parameters after one SGD step with learning rates $\{\eta_\mu\}$ at each scalar parameter direction μ . For each depth unit ℓ and input x , define the (linearized) pre-activation increment

$$\Delta z^{(\ell)}(x) := \sum_{\mu \in \mathcal{P}_{\leq \ell}} \partial_\mu z^{(\ell)}(x) \Delta\mu,$$

where $\mathcal{P}_{\leq \ell}$ denotes parameters that influence $z^{(\ell)}$ (i.e., parameters in layers up to ℓ), and ∂_μ denotes the derivative w.r.t. the scalar parameter μ .

We use the layerwise energy (averaged over units)

$$S_\ell := \mathbb{E} \left[\frac{1}{M_\ell} \sum_{a=1}^{M_\ell} (\Delta z_a^{(\ell)})^2 \right], \quad \bar{S} := \frac{1}{L} \sum_{\ell=1}^L S_\ell.$$

The AM- μ P maximal-update learning-rate scale η_\star is the scale of $\{\eta_\mu\}$ that keeps $\bar{S} = \Theta(1)$ at initialization (Sec. 3.2).

Loss model (for analytic convenience). As in prior one-step maximal-update analyses, we use a mean-squared error (MSE) surrogate to make the second-moment expansion explicit. This choice only affects constant prefactors and does not change the depth exponent. (If desired, a short cross-entropy-at-initialization justification can be included elsewhere.)

Let the output layer have dimension M_{L+1} and define the per-sample loss

$$\mathcal{L} = \frac{1}{2M_{L+1}} \|z^{(L+1)}(x) - y\|_2^2.$$

We assume $\mathbb{E}[y] = 0$ and $\text{Var}(y_t) = \sigma_y^2$ for each output coordinate t , independent across t and independent of the network at initialization.

B.1 A top-layer reduction identity for CNN Jacobian overlaps

For two parameter directions μ_1, μ_2 and a depth h , define the averaged Jacobian overlap

$$T_h(\mu_1, \mu_2) := \frac{1}{M_h} \sum_{a=1}^{M_h} \partial_{\mu_1} z_a^{(h)} \partial_{\mu_2} z_a^{(h)}. \quad (13)$$

Lemma 1 (Top-layer reduction for CNN overlaps). *Assume ReLU ($q = \mathbb{E}[\sigma'(Z)^2] = 1/2$), stride 1, circular padding, and independent, zero-mean fan-in initialization (Eq. equation 1). Fix integers $0 \leq \ell < h \leq L+1$. For any parameter directions μ_1, μ_2 that belong to layers at most ℓ ,*

$$\mathbb{E} \left[T_h(\mu_1, \mu_2) \mid z^{(\ell)} \right] = T_\ell(\mu_1, \mu_2). \quad (14)$$

Proof. We follow the same induction structure as the sequential-network argument and only highlight CNN-specific points.

Step 1: one-layer expansion. Condition on $z^{(h-1)}$ and take expectation over the weights of layer h only. For $\mu \leq \ell < h$, the chain rule gives

$$\partial_\mu z^{(h)} = W^{(h)} \left(\sigma'(z^{(h-1)}) \odot \partial_\mu z^{(h-1)} \right),$$

where $W^{(h)}$ is the convolution operator (flattened as a sparse matrix), and \odot denotes pointwise multiplication.

By independence and zero mean of distinct kernel parame-

ters, only diagonal terms survive, yielding

$$\begin{aligned} & \mathbb{E}[T_h(\mu_1, \mu_2) \mid z^{(h-1)}] \\ &= \frac{1}{q} \cdot \frac{1}{M_{h-1}} \sum_{a=1}^{M_{h-1}} \sigma'(z_a^{(h-1)})^2 \partial_{\mu_1} z_a^{(h-1)} \partial_{\mu_2} z_a^{(h-1)}. \end{aligned} \quad (15)$$

Here the factor $1/q$ comes from the fan-in variance in Eq. equation 1, and the kernel-size dependence cancels because under circular padding each spatial location is visited exactly k_h times, matching the fan_{in} factor.

Step 2: averaging out the gate using symmetry. Now condition on the earlier representation $z^{(\ell)}$ with $\ell < h - 1$. Under ReLU and symmetric (zero-mean) initialization, the distribution of the pre-activations $z^{(h-1)}$ given $z^{(\ell)}$ is symmetric about 0. Moreover, flipping the sign of all weights in layer $(h - 1)$ flips $z^{(h-1)}$, while simultaneously flipping each $\partial_{\mu} z^{(h-1)}$ for $\mu \leq \ell$. Hence the product $\partial_{\mu_1} z_a^{(h-1)} \partial_{\mu_2} z_a^{(h-1)}$ is *even* under the sign flip, while $\sigma'(z_a^{(h-1)})^2 = \mathbf{1}\{z_a^{(h-1)} > 0\}$ is *odd* in the sense that it swaps with $\mathbf{1}\{z_a^{(h-1)} < 0\}$. This implies the factorization

$$\begin{aligned} & \mathbb{E}[\sigma'(z_a^{(h-1)})^2 \partial_{\mu_1} z_a^{(h-1)} \partial_{\mu_2} z_a^{(h-1)} \mid z^{(\ell)}] \\ &= q \cdot \mathbb{E}[\partial_{\mu_1} z_a^{(h-1)} \partial_{\mu_2} z_a^{(h-1)} \mid z^{(\ell)}]. \end{aligned}$$

Plugging this into Eq. equation 15 yields

$$\mathbb{E}[T_h(\mu_1, \mu_2) \mid z^{(\ell)}] = \mathbb{E}[T_{h-1}(\mu_1, \mu_2) \mid z^{(\ell)}].$$

Step 3: induction from h down to ℓ . Iterating the last identity from h down to $\ell + 1$ proves $\mathbb{E}[T_h(\mu_1, \mu_2) \mid z^{(\ell)}] = T_\ell(\mu_1, \mu_2)$, as claimed. \square

Remark (Zero padding and boundary corrections). *If circular padding is replaced by zero padding, the uniform coverage argument is violated only near the spatial boundary. Using the boundary fraction $\text{bdry}(\Lambda_h, \mathcal{K}_h)$ defined in Sec. 3.3, Eq. equation 15 acquires an additive error term of order $O(\text{bdry}(\Lambda_h, \mathcal{K}_h))$. This produces only lower-order multiplicative corrections to η_\star and does not change the depth exponent.*

B.2 A/B decomposition for one-step pre-activation changes

Define the output-layer quantities

$$T_{L+1}(\mu_1, \mu_2) := \frac{1}{M_{L+1}} \sum_{t=1}^{M_{L+1}} \partial_{\mu_1} z_t^{(L+1)} \partial_{\mu_2} z_t^{(L+1)}, \quad (16)$$

$$\begin{aligned} S_{L+1}(\mu_1, \mu_2) &:= \frac{1}{M_{L+1}^2} \sum_{t_1=1}^{M_{L+1}} \sum_{t_2=1}^{M_{L+1}} \\ &\quad \left(\partial_{\mu_1} z_{t_1}^{(L+1)} z_{t_1}^{(L+1)} \right) \left(\partial_{\mu_2} z_{t_2}^{(L+1)} z_{t_2}^{(L+1)} \right). \end{aligned} \quad (17)$$

Lemma 2 (Second-moment decomposition). *Fix a depth $\ell \leq L$ and a unit a in layer ℓ . Under the MSE model above, after one SGD step at initialization,*

$$\mathbb{E}[(\Delta z_a^{(\ell)})^2] = A_{\text{cnn}}^{(\ell)} + B_{\text{cnn}}^{(\ell)}, \quad (18)$$

where

$$B_{\text{cnn}}^{(\ell)} := \sigma_y^2 \mathbb{E} \left[\sum_{\mu_1, \mu_2 \in \mathcal{P}_{\leq \ell}} \eta_{\mu_1} \eta_{\mu_2} \partial_{\mu_1} z_a^{(\ell)} \partial_{\mu_2} z_a^{(\ell)} T_{L+1}(\mu_1, \mu_2) \right], \quad (19)$$

$$A_{\text{cnn}}^{(\ell)} := \mathbb{E} \left[\sum_{\mu_1, \mu_2 \in \mathcal{P}_{\leq \ell}} \eta_{\mu_1} \eta_{\mu_2} \partial_{\mu_1} z_a^{(\ell)} \partial_{\mu_2} z_a^{(\ell)} S_{L+1}(\mu_1, \mu_2) \right]. \quad (20)$$

Proof. Let $g := z^{(L+1)}(x) - y$. The gradient of the MSE loss satisfies

$$\partial_{\mu} \mathcal{L} = \frac{1}{M_{L+1}} \sum_{t=1}^{M_{L+1}} g_t \partial_{\mu} z_t^{(L+1)}, \quad \Delta \mu = -\eta_{\mu} \partial_{\mu} \mathcal{L}.$$

Substitute $\Delta \mu$ into $\Delta z_a^{(\ell)} = \sum_{\mu \in \mathcal{P}_{\leq \ell}} \partial_{\mu} z_a^{(\ell)} \Delta \mu$, expand the square, and take expectation over y using $\mathbb{E}[y_t] = 0$ and $\mathbb{E}[y_t y_s] = \sigma_y^2 \mathbf{1}\{t = s\}$, independent of the network. The diagonal label contribution produces the B -term with T_{L+1} , and the remaining terms produce the A -term with S_{L+1} . \square

Remark (Top-layer reduction inside the B -term). *By Lemma 1 with $h = L + 1$, for $\mu_1, \mu_2 \in \mathcal{P}_{\leq \ell}$ we have $\mathbb{E}[T_{L+1}(\mu_1, \mu_2) \mid z^{(\ell)}] = T_\ell(\mu_1, \mu_2)$. Thus $B_{\text{cnn}}^{(\ell)}$ can be rewritten in terms of the layer- ℓ overlaps, which is the key step for extracting depth scaling.*

B.3 From overlap counting to the $-3/2$ depth exponent

Negligibility of the A -term for the depth exponent.

The term $A_{\text{cnn}}^{(\ell)}$ does not alter the depth exponent because it grows at most quadratically in ℓ under standard weak-correlation/diagonal-dominance bounds (the same heuristic used in the sequential analysis). Concretely, under homogeneity and finite-moment assumptions at initialization,

$$A_{\text{cnn}}^{(\ell)} = O(\eta^2 \ell^2) \quad \text{while} \quad B_{\text{cnn}}^{(\ell)} = \Theta(\eta^2 \ell^3), \quad (21)$$

so averaging over $\ell = 1, \dots, L$ the B -term dominates and sets the depth exponent. We therefore focus on $B_{\text{cnn}}^{(\ell)}$.

Overlap counting. Using Lemma 1, homogeneity (stationarity under circular padding), and the same overlap-counting argument as in the sequential case (adapted to the effective width $M_\ell = C_\ell N_\ell$), one obtains

$$B_{\text{cnn}}^{(\ell)} = \kappa_0 \eta^2 \sum_{h_1=1}^{\ell} \sum_{h_2=1}^{\ell} \min\{h_1, h_2\} \cdot \left(1 + O\left(\max_{r \leq \ell} \frac{1}{C_r}\right)\right), \quad (22)$$

where $\kappa_0 = O(1)$ depends on activation/initialization moments (including q) but not on ℓ or L .

The combinatorial identity

$$\sum_{h_1=1}^{\ell} \sum_{h_2=1}^{\ell} \min\{h_1, h_2\} = \frac{\ell(\ell+1)(2\ell+1)}{6} = \Theta(\ell^3) \quad (23)$$

implies $B_{\text{cnn}}^{(\ell)} = \Theta(\eta^2 \ell^3)$.

Averaging over depth and solving for $\eta_*(L)$. Combining Eq. equation 18, Eq. equation 21, and Eq. equation 23, we obtain

$$S_\ell = \mathbb{E} \left[\frac{1}{M_\ell} \sum_{a=1}^{M_\ell} (\Delta z_a^{(\ell)})^2 \right] = \kappa_1 \eta^2 \ell^3 (1 + o(1)),$$

and therefore

$$\bar{S} = \frac{1}{L} \sum_{\ell=1}^L S_\ell = \kappa_2 \eta^2 L^3 (1 + o(1)),$$

for constants $\kappa_1, \kappa_2 = O(1)$. Imposing the AM- μ P maximal-update constraint $\bar{S} = \Theta(1)$ yields

$$\eta_*(L) = \kappa L^{-3/2} (1 + o(1)),$$

with $\kappa = O(1)$ independent of L . This proves the depth exponent $-3/2$ in Proposition 3.3. Boundary effects under zero padding contribute only multiplicative corrections as in Remark B, and do not change the exponent.

2D case. The 2D CNN proof is identical after replacing the 1D index set by $\Lambda_\ell \subset \mathbb{Z}^2$ and the kernel offset set by $\mathcal{K}_\ell \subset \mathbb{Z}^2$. Under circular padding, each spatial site is again visited exactly $k_\ell := |\mathcal{K}_\ell|$ times, so the kernel-size cancellation and the overlap counting remain unchanged. Under zero padding, the correction is controlled by $\text{bdry}(\Lambda_\ell, \mathcal{K}_\ell)$ as stated in Sec. 3.3.

Lemma 3 (Boundary missing-term bound for zero padding). *Let $\Lambda \subset \mathbb{Z}^d$ be a finite spatial index set and $\mathcal{K} \subset \mathbb{Z}^d$ be a kernel-offset set with $k := |\mathcal{K}|$. Define the \mathcal{K} -boundary set*

$$\partial_{\mathcal{K}} \Lambda := \{p \in \Lambda : \exists \Delta \in \mathcal{K} \text{ s.t. } p + \Delta \notin \Lambda\},$$

$$\text{bdry}(\Lambda, \mathcal{K}) := \frac{|\partial_{\mathcal{K}} \Lambda|}{|\Lambda|}.$$

Extend any array $f : \Lambda \rightarrow \mathbb{R}$ by zero outside Λ . Then

$$\left| \frac{1}{|\Lambda|} \sum_{p \in \Lambda} \sum_{\Delta \in \mathcal{K}} f(p + \Delta) - \frac{k}{|\Lambda|} \sum_{u \in \Lambda} f(u) \right| \leq k \cdot \text{bdry}(\Lambda, \mathcal{K}) \cdot \|f\|_\infty. \quad (24)$$

In particular, under circular padding the left-hand side is 0.

Proof. Under circular padding, each pair $(p, \Delta) \in \Lambda \times \mathcal{K}$ maps to an in-domain index, and each $u \in \Lambda$ is hit exactly k times, so the equality holds exactly.

Under zero padding (with the zero-extension convention), the only discrepancy comes from *missing* terms for which $p \in \partial_{\mathcal{K}} \Lambda$ and $p + \Delta \notin \Lambda$, in which case $f(p + \Delta) = 0$. Each boundary site $p \in \partial_{\mathcal{K}} \Lambda$ can miss at most k offsets. Hence the total number of missing summands is at most $k|\partial_{\mathcal{K}} \Lambda|$, and each missing summand has magnitude at most $\|f\|_\infty$. Dividing by $|\Lambda|$ gives equation 24. \square

Lemma 4 (Mini-batch averaging: $O(1/B)$ correction in second moments). *Let $\{(\xi_b, \zeta_b)\}_{b=1}^B$ be i.i.d. pairs with finite second moments. Define the mini-batch averages $\bar{\xi} := \frac{1}{B} \sum_{b=1}^B \xi_b$ and $\bar{\zeta} := \frac{1}{B} \sum_{b=1}^B \zeta_b$. Then*

$$\mathbb{E}[\bar{\xi} \bar{\zeta}] = \mathbb{E}[\xi_1] \mathbb{E}[\zeta_1] + \frac{1}{B} \text{Cov}(\xi_1, \zeta_1). \quad (25)$$

In particular, if $\text{Cov}(\xi_1, \zeta_1) = O(1)$, then $\mathbb{E}[\bar{\xi} \bar{\zeta}]$ differs from the $B = \infty$ limit by $O(1/B)$.

Proof. Expand

$$\mathbb{E}[\bar{\xi} \bar{\zeta}] = \frac{1}{B^2} \sum_{b, b'=1}^B \mathbb{E}[\xi_b \zeta_{b'}].$$

For $b \neq b'$, independence gives $\mathbb{E}[\xi_b \zeta_{b'}] = \mathbb{E}[\xi_1] \mathbb{E}[\zeta_1]$. For $b = b'$, $\mathbb{E}[\xi_b \zeta_b] = \mathbb{E}[\xi_1 \zeta_1]$. Thus

$$\begin{aligned} \mathbb{E}[\bar{\xi} \bar{\zeta}] &= \frac{1}{B^2} \left(B \mathbb{E}[\xi_1 \zeta_1] + B(B-1) \mathbb{E}[\xi_1] \mathbb{E}[\zeta_1] \right) \\ &= \mathbb{E}[\xi_1] \mathbb{E}[\zeta_1] + \frac{1}{B} \left(\mathbb{E}[\xi_1 \zeta_1] - \mathbb{E}[\xi_1] \mathbb{E}[\zeta_1] \right). \end{aligned}$$

which is equation 25. \square

Remark. The $O(1/B)$ correction is stated at the level of second moments of mini-batch averages. The interpretation as a multiplicative factor $1 + O(1/B)$ assumes that the $B \rightarrow \infty$ contribution to the one-step AM- μ P budget at initialization is non-vanishing. In degenerate settings where this leading contribution vanishes (e.g., a zero mean-gradient term at initialization), the variance term can dominate, and the learning-rate prefactor may acquire a \sqrt{B} dependence. This does not affect the depth exponent derived in Proposition 3.3.

Lemma 5 (Finite-channel correction for T_h^2). *Fix a layer $h \in \{1, \dots, L\}$ and two parameter directions μ_1, μ_2 whose associated parameters are not in layer h . Let*

$$T_h(\mu_1, \mu_2) := \frac{1}{C_h |\Lambda_h|} \sum_{j=1}^{C_h} \sum_{p \in \Lambda_h} \partial_{\mu_1} z_{j,p}^{(h)} \partial_{\mu_2} z_{j,p}^{(h)},$$

as in Lemma 1. Condition on the sigma-algebra \mathcal{F}_{h-1} generated by all weights up to layer $h-1$, so that $z^{(h-1)}$ and $\partial_{\mu_s} z^{(h-1)}$ are fixed under the conditional expectation.

Assume the weights in layer h are independent across output channels j and have zero mean, and assume the channel-wise second moments are uniformly bounded at initialization:

$$\mathbb{E}[X_1^2 | \mathcal{F}_{h-1}] \leq C_0 \quad \text{a.s. for some constant } C_0 < \infty, \quad (26)$$

where

$$X_j := \frac{1}{|\Lambda_h|} \sum_{p \in \Lambda_h} \partial_{\mu_1} z_{j,p}^{(h)} \partial_{\mu_2} z_{j,p}^{(h)}.$$

Then

$$\begin{aligned} \mathbb{E}[T_h(\mu_1, \mu_2)^2 | \mathcal{F}_{h-1}] &= \left(\mathbb{E}[T_h(\mu_1, \mu_2) | \mathcal{F}_{h-1}] \right)^2 \\ &\quad + O\left(\frac{1}{C_h}\right). \end{aligned} \quad (27)$$

where the implicit constant depends only on C_0 (and not on depth). Consequently,

$$\mathbb{E}[T_h(\mu_1, \mu_2)^2] = \mathbb{E}\left[\left(\mathbb{E}[T_h(\mu_1, \mu_2) | \mathcal{F}_{h-1}]\right)^2\right] + O\left(\frac{1}{C_h}\right).$$

Proof. Given \mathcal{F}_{h-1} , the only randomness comes from the weights in layer h . By independence across output channels, the random variables $\{X_j\}_{j=1}^{C_h}$ are i.i.d. conditional

on \mathcal{F}_{h-1} . Since $T_h = \frac{1}{C_h} \sum_{j=1}^{C_h} X_j$, we have

$$\begin{aligned} \text{Var}(T_h | \mathcal{F}_{h-1}) &= \frac{1}{C_h} \text{Var}(X_1 | \mathcal{F}_{h-1}) \\ &\leq \frac{1}{C_h} \mathbb{E}[X_1^2 | \mathcal{F}_{h-1}] \\ &\leq \frac{C_0}{C_h}. \end{aligned}$$

Therefore

$$\begin{aligned} \mathbb{E}[T_h^2 | \mathcal{F}_{h-1}] &= \left(\mathbb{E}[T_h | \mathcal{F}_{h-1}] \right)^2 + \text{Var}(T_h | \mathcal{F}_{h-1}) \\ &= \left(\mathbb{E}[T_h | \mathcal{F}_{h-1}] \right)^2 + O\left(\frac{1}{C_h}\right). \end{aligned}$$

which is equation 27. Taking expectations over \mathcal{F}_{h-1} gives the final displayed statement. \square

Completion of the proof of Proposition 3.3. Lemma 3 yields the $\max_\ell \text{bdry}(\Lambda_\ell, \mathcal{K}_\ell)$ correction under zero padding, Lemma 4 yields the $1/B$ correction for mini-batch gradients, and Lemma 5 yields the $\max_\ell 1/C_\ell$ correction from finite-channel averaging. Combined with the overlap-counting derivation in Sec. B, these establish the correction factor δ_{cnn} in Proposition 3.3.

C. Proof of Scaling Law for ResNets

We prove the depthwise learning-rate scaling for residual networks under the same one-step-at-initialization regime used in Appendix B. Throughout this appendix, we consider ReLU activations unless stated otherwise, and we write $q := \mathbb{E}[\sigma'(Z)^2]$ for $Z \sim \mathcal{N}(0, 1)$ (so $q = \frac{1}{2}$ for ReLU).

A simplified homogeneous residual model. We first analyze a homogeneous residual network with K residual blocks and width n . For $\ell = 1, \dots, K$, the ℓ -th block is

$$z^{(\ell)} = z^{(\ell-1)} + W^{(\ell)} \sigma(z^{(\ell-1)}), \quad (28)$$

where $z^{(\ell)} \in \mathbb{R}^n$ and each $W^{(\ell)} \in \mathbb{R}^{n \times n}$ has independent entries with

$$\mathbb{E}[W_{ik}^{(\ell)}] = 0, \quad \text{Var}(W_{ik}^{(\ell)}) = \frac{c}{Kn}, \quad (29)$$

for a constant $c = O(1)$. This matches the residual-branch scaling rule in Sec. 3.1 (up to fixed constants such as $1/q$).

C.1 Residual-block recursion for T_ℓ

For a parameter direction μ , we write the directional derivative of the pre-activation at depth ℓ as $\partial_\mu z^{(\ell)} \in \mathbb{R}^n$. For two

parameter directions μ_1, μ_2 , define

$$\begin{aligned} T_\ell(\mu_1, \mu_2) &:= \frac{1}{n} \langle \partial_{\mu_1} z^{(\ell)}, \partial_{\mu_2} z^{(\ell)} \rangle \\ &= \frac{1}{n} \sum_{i=1}^n \partial_{\mu_1} z_i^{(\ell)} \partial_{\mu_2} z_i^{(\ell)}. \end{aligned} \quad (30)$$

Lemma 6 (One-block conditional recursion for T_ℓ). *Fix $\ell \in \{1, \dots, K\}$ and two parameter directions μ_1, μ_2 whose associated parameters are not in block ℓ (equivalently, their layer indices are $< \ell$). Condition on the sigma-algebra $\mathcal{F}_{\ell-1}$ generated by all weights up to block $\ell-1$, so that $z^{(\ell-1)}$ and $\partial_{\mu_s} z^{(\ell-1)}$ are fixed under the conditional expectation. Define the diagonal gate matrix*

$$D^{(\ell-1)} := \text{diag}(\sigma'(z^{(\ell-1)})).$$

Then we have the exact conditional identity

$$\mathbb{E}[T_\ell(\mu_1, \mu_2) | \mathcal{F}_{\ell-1}] = T_{\ell-1}(\mu_1, \mu_2) + \frac{c}{K} \tilde{T}_{\ell-1}(\mu_1, \mu_2), \quad (31)$$

where

$$\begin{aligned} \tilde{T}_{\ell-1}(\mu_1, \mu_2) &:= \frac{1}{n} \langle D^{(\ell-1)} \partial_{\mu_1} z^{(\ell-1)}, D^{(\ell-1)} \partial_{\mu_2} z^{(\ell-1)} \rangle \\ &= \frac{1}{n} \sum_{k=1}^n \sigma'(z_k^{(\ell-1)})^2 \partial_{\mu_1} z_k^{(\ell-1)} \partial_{\mu_2} z_k^{(\ell-1)}. \end{aligned} \quad (32)$$

Proof. For $s \in \{1, 2\}$, since μ_s is not in block ℓ , equation 28 yields

$$\partial_{\mu_s} z^{(\ell)} = \partial_{\mu_s} z^{(\ell-1)} + W^{(\ell)} D^{(\ell-1)} \partial_{\mu_s} z^{(\ell-1)}.$$

Let $a^{(s)} := D^{(\ell-1)} \partial_{\mu_s} z^{(\ell-1)} \in \mathbb{R}^n$. Then

$$\partial_{\mu_s} z^{(\ell)} = \partial_{\mu_s} z^{(\ell-1)} + W^{(\ell)} a^{(s)}.$$

Plugging into equation 30 and expanding gives

$$\begin{aligned} T_\ell(\mu_1, \mu_2) &= \frac{1}{n} \langle \partial_{\mu_1} z^{(\ell-1)}, \partial_{\mu_2} z^{(\ell-1)} \rangle \\ &\quad + \frac{1}{n} \langle \partial_{\mu_1} z^{(\ell-1)}, W^{(\ell)} a^{(2)} \rangle \\ &\quad + \frac{1}{n} \langle W^{(\ell)} a^{(1)}, \partial_{\mu_2} z^{(\ell-1)} \rangle \\ &\quad + \frac{1}{n} \langle W^{(\ell)} a^{(1)}, W^{(\ell)} a^{(2)} \rangle. \end{aligned} \quad (33)$$

Taking conditional expectation given $\mathcal{F}_{\ell-1}$: the first term is exactly $T_{\ell-1}(\mu_1, \mu_2)$. The two middle terms are linear in $W^{(\ell)}$ and vanish since $\mathbb{E}[W_{ik}^{(\ell)}] = 0$. For the last term,

using independence across (i, k) and equation 29,

$$\begin{aligned} &\mathbb{E} \left[\frac{1}{n} \langle W^{(\ell)} a^{(1)}, W^{(\ell)} a^{(2)} \rangle \middle| \mathcal{F}_{\ell-1} \right] \\ &= \frac{1}{n} \sum_{i=1}^n \mathbb{E} \left[\left(\sum_{k=1}^n W_{ik}^{(\ell)} a_k^{(1)} \right) \left(\sum_{k'=1}^n W_{ik'}^{(\ell)} a_{k'}^{(2)} \right) \middle| \mathcal{F}_{\ell-1} \right] \\ &= \frac{1}{n} \sum_{i=1}^n \sum_{k=1}^n \text{Var} \left(W_{ik}^{(\ell)} \right) a_k^{(1)} a_k^{(2)} \\ &= \frac{c}{K} \cdot \frac{1}{n} \sum_{k=1}^n a_k^{(1)} a_k^{(2)} \\ &= \frac{c}{K} \tilde{T}_{\ell-1}(\mu_1, \mu_2). \end{aligned}$$

which together with equation 33 yields equation 31. \square

Remark. To obtain a closed recursion for $\mathbb{E}[T_\ell]$, we use the same mean-field approximation as in Appendix B: at initialization, the gate $\sigma'(z_k^{(\ell-1)})^2$ is asymptotically independent of the product $\partial_{\mu_1} z_k^{(\ell-1)} \partial_{\mu_2} z_k^{(\ell-1)}$. Define the deviation

$$\varepsilon_{\ell-1}(\mu_1, \mu_2) := \mathbb{E}[\tilde{T}_{\ell-1}(\mu_1, \mu_2)] - q \mathbb{E}[T_{\ell-1}(\mu_1, \mu_2)],$$

which satisfies $\varepsilon_{\ell-1}(\mu_1, \mu_2) = o(1)$ as width $\rightarrow \infty$ under the same approximation. Taking expectation in equation 31 yields

$$\mathbb{E}[T_\ell(\mu_1, \mu_2)] = \left(1 + \frac{cq}{K}\right) \mathbb{E}[T_{\ell-1}(\mu_1, \mu_2)] + \frac{c}{K} \varepsilon_{\ell-1}(\mu_1, \mu_2). \quad (34)$$

For ReLU, $q = \frac{1}{2}$.

Corollary. Under the same approximation as in Remark C, define

$$r_\ell := \left(1 + \frac{cq}{K}\right)^\ell.$$

Then for any $\ell \in \{0, 1, \dots, K\}$,

$$\mathbb{E}[T_\ell(\mu_1, \mu_2)] = r_\ell \mathbb{E}[T_0(\mu_1, \mu_2)] + \frac{c}{K} \sum_{t=0}^{\ell-1} r_{\ell-1-t} \varepsilon_t(\mu_1, \mu_2), \quad (35)$$

where ε_t is defined in Remark C. Moreover, r_ℓ is uniformly bounded in K :

$$1 \leq r_\ell \leq r_K = \left(1 + \frac{cq}{K}\right)^K \leq e^{cq}.$$

In particular, if $\sup_{t \leq K} |\varepsilon_t(\mu_1, \mu_2)| = o(1)$ as width $\rightarrow \infty$, then the error term in equation 35 is also $o(1)$ uniformly for $\ell \leq K$.

C.2 Depth scaling

Corollary. Consider the residual network equation 28–equation 29 with K residual blocks (each block counts as

one depth unit). Under the same one-step update decomposition and weak-dependence assumptions used in Appendix B, and using the $O(1)$ propagation control in Corollary C, the AM- μ P maximal-update learning rate satisfies

$$\eta_*(K) = \Theta(K^{-3/2}).$$

Proof. Appendix B shows that for sequential (and homogeneous convolutional) models, the dominant contribution to the one-step pre-activation update second moment can be written in terms of $T_\ell(\mu_1, \mu_2)^2$ and yields the overlap-counting growth

$$\frac{1}{K} \sum_{\ell=1}^K \mathbb{E}[(\Delta z^{(\ell)})^2] = \Theta(\eta^2 K^3).$$

For residual networks, the same decomposition applies. Corollary C shows that the propagation of T_ℓ across a residual block differs from the sequential case only by an $O(1)$ factor uniformly in $\ell \leq K$, which affects only the prefactor in the $\Theta(\cdot)$ scaling and does not change the depth exponent. Therefore,

$$\frac{1}{K} \sum_{\ell=1}^K \mathbb{E}[(\Delta z^{(\ell)})^2] = \Theta(\eta^2 K^3),$$

and enforcing the AM- μ P budget $\bar{S} = O(1)$ yields $\eta_*(K) = \Theta(K^{-3/2})$. \square

Extension to mixed backbones. If a backbone contains m plain depth units and K residual blocks along the minimal path (as in Fig. 2), then the same argument applies with K replaced by the effective depth $L_{\text{res}} := m + K$, since plain units satisfy the layerwise invariances proved in Appendix B and residual units contribute only $O(1)$ propagation factors across depth.

D. Proof of Scaling Law for Transformers

We prove Proposition 3.5. We follow the same first-step analysis as in Appendix B and the same residual-unit recursion logic as in Appendix C; with LayerNorm being the only new technical component.

D.1 Transformer definition of T_ℓ

We use the same quantity as in Appendix B–C. Let $z^{(\ell)} \in \mathbb{R}^n$ denote the (flattened) representation after depth unit ℓ . In Transformers, one may take $n = Nd$ where N is the number of tokens and d is the model width. For two parameter directions μ_1, μ_2 , define

$$T_\ell(\mu_1, \mu_2) := \frac{1}{n} \sum_{i=1}^n \partial_{\mu_1} z_i^{(\ell)} \partial_{\mu_2} z_i^{(\ell)}. \quad (36)$$

D.2 LayerNorm Jacobian bounds

We consider the standard LayerNorm (Ba et al., 2016) map on a d -dimensional vector. Let $\bar{x} := \frac{1}{d} \mathbf{1}^\top x$ and

$$s(x) := \sqrt{\frac{1}{d} \|x - \bar{x} \mathbf{1}\|_2^2 + \epsilon}, \quad \epsilon > 0.$$

With affine parameters $\gamma, \beta \in \mathbb{R}^d$, define

$$\text{LN}(x) = \gamma \odot \frac{x - \bar{x} \mathbf{1}}{s(x)} + \beta. \quad (37)$$

We write $\|A\|_{\text{op}} := \sup_{\|v\|_2=1} \|Av\|_2$ for the operator (spectral) norm.

Lemma 7 (Jacobian of LayerNorm and an operator-norm bound). *Let $J_{\text{LN}}(x)$ denote the Jacobian of equation 37. Then*

$$J_{\text{LN}}(x) = \text{diag}(\gamma) \frac{1}{s(x)} \left(I - \frac{1}{d} \mathbf{1} \mathbf{1}^\top - \frac{(x - \bar{x} \mathbf{1})(x - \bar{x} \mathbf{1})^\top}{d s(x)^2} \right). \quad (38)$$

Moreover, if $\|\gamma\|_\infty \leq \gamma_{\max}$, then

$$\|J_{\text{LN}}(x)\|_{\text{op}} \leq \frac{2\gamma_{\max}}{s(x)}. \quad (39)$$

Proof. Write $P := I - \frac{1}{d} \mathbf{1} \mathbf{1}^\top$ (centering projection), so $Px = x - \bar{x} \mathbf{1}$. Then $\text{LN}(x) = \gamma \odot (Px/s(x)) + \beta$. Differentiating gives

$$J_{\text{LN}}(x) = \text{diag}(\gamma) \left(\frac{P}{s(x)} + Px \cdot \nabla \left(\frac{1}{s(x)} \right)^\top \right).$$

Since $s(x) = \sqrt{\frac{1}{d} \|Px\|_2^2 + \epsilon}$, we have

$$\nabla \left(\frac{1}{s(x)} \right) = -\frac{1}{s(x)^3} \cdot \frac{1}{d} Px.$$

Substituting yields equation 38.

For equation 39, note that P is an orthogonal projection, so $\|P\|_{\text{op}} = 1$. The rank-one matrix $\frac{(Px)(Px)^\top}{d s(x)^2}$ has operator norm $\frac{\|Px\|_2^2}{d s(x)^2} \leq 1$ by the definition of $s(x)$. Hence the bracketed matrix in equation 38 has operator norm at most 2. Finally, $\|\text{diag}(\gamma)\|_{\text{op}} = \|\gamma\|_\infty \leq \gamma_{\max}$, which gives equation 39. \square

D.3 A residual depth unit with LayerNorm

We analyze post-norm depth units; the pre-norm case is analogous. A depth unit is written as

$$z^{(\ell)} = \text{LN} \left(z^{(\ell-1)} + F_\ell(z^{(\ell-1)}) \right), \quad \ell = 1, \dots, L_{\text{tr}}, \quad (40)$$

where F_ℓ is a residual branch (either attention or feed-forward), and has $O(1)$ internal depth. Define $u^{(\ell)} := z^{(\ell-1)} + F_\ell(z^{(\ell-1)})$.

A structural assumption on residual branches. The following assumption summarizes the same mean-field / weak-dependence closure used throughout Appendix B–C, now applied to each Transformer residual branch.

Assumption 1 (Branch isotropy at initialization). *Fix ℓ and condition on $\mathcal{F}_{\ell-1}$, the sigma-algebra generated by parameters strictly before depth unit ℓ . Let $J_{F_\ell}(z^{(\ell-1)})$ denote the input Jacobian of the residual branch at $z^{(\ell-1)}$. For any two vectors $v_1, v_2 \in \mathbb{R}^n$ that are $\mathcal{F}_{\ell-1}$ -measurable,*

$$\begin{aligned} \mathbb{E} \left[\frac{1}{n} \left\langle J_{F_\ell}(z^{(\ell-1)})v_1, J_{F_\ell}(z^{(\ell-1)})v_2 \right\rangle \middle| \mathcal{F}_{\ell-1} \right] \\ = \alpha_\ell \frac{1}{n} \langle v_1, v_2 \rangle. \end{aligned} \quad (41)$$

for some random scalar $\alpha_\ell = \Theta(1)$ that is $\mathcal{F}_{\ell-1}$ -measurable. Moreover, the branch parameters are conditionally independent and zero-mean given $\mathcal{F}_{\ell-1}$, so that mixed terms linear in the branch parameters vanish under conditional expectation.

Proposition (One-unit propagation of T_ℓ in post-norm Transformers). *Fix $\ell \in \{1, \dots, L_{\text{tr}}\}$ and two parameter directions μ_1, μ_2 whose associated parameters are not in depth unit ℓ . Assume Assumption 1 and that LayerNorm uses unit affine parameters at initialization (i.e., $\gamma = \mathbf{1}$ and $\beta = \mathbf{0}$), so $\|\gamma\|_\infty = 1$. Assume also that there exist constants $0 < c_s < C_s < \infty$, independent of L_{tr} , such that at initialization*

$$\mathbb{P}(c_s \leq s(u^{(\ell)}) \leq C_s) \geq 1 - o(1).$$

Then

$$\mathbb{E}[T_\ell(\mu_1, \mu_2) | \mathcal{F}_{\ell-1}] = \Theta(1) \cdot T_{\ell-1}(\mu_1, \mu_2), \quad (42)$$

where the implied constants are independent of L_{tr} .

Proof. Differentiate equation 40. Since μ_s is not in depth unit ℓ ,

$$\partial_{\mu_s} z^{(\ell)} = J_{\text{LN}}(u^{(\ell)}) \left(I + J_{F_\ell}(z^{(\ell-1)}) \right) \partial_{\mu_s} z^{(\ell-1)}.$$

Plugging into equation 36 and expanding yields three contributions: (i) the identity-identity term, which is $T_{\ell-1}(\mu_1, \mu_2)$; (ii) the two cross terms between I and J_{F_ℓ} , which vanish under conditional expectation by Assumption 1; and (iii) the branch-branch term, which becomes $\alpha_\ell T_{\ell-1}(\mu_1, \mu_2)$ by equation 41. Therefore, before applying LayerNorm we have

$$\begin{aligned} \mathbb{E} \left[\frac{1}{n} \left\langle \left(I + J_{F_\ell} \right) \partial_{\mu_1} z^{(\ell-1)}, \left(I + J_{F_\ell} \right) \partial_{\mu_2} z^{(\ell-1)} \right\rangle \middle| \mathcal{F}_{\ell-1} \right] \\ = (1 + \alpha_\ell) T_{\ell-1}(\mu_1, \mu_2). \end{aligned}$$

Finally, Lemma 7 and the assumptions $s(u^{(\ell)}) = \Theta(1)$ and $\|\gamma\|_\infty = \Theta(1)$ imply that $J_{\text{LN}}(u^{(\ell)})$ is a bounded linear map with operator norm $\Theta(1)$. Applying a bounded linear map on both sides changes the normalized inner product by a $\Theta(1)$ factor, which yields equation 42. \square

D.4 Depthwise scaling

Corollary (Depth exponent for Transformers). *Under the assumptions of Proposition D for all depth units $\ell = 1, \dots, L_{\text{tr}}$, the AM- μP maximal-update learning rate η_* (Sec. 3.2) satisfies*

$$\eta_*(L_{\text{tr}}) = \Theta(L_{\text{tr}}^{-3/2}).$$

Proof. Appendix B shows that, under the one-step decomposition used throughout, the AM- μP update budget scales as

$$\bar{S} = \Theta(\eta^2 L_{\text{tr}}^3)$$

for sequential depth units (up to architecture-dependent constants). Proposition D implies that replacing each sequential depth unit by a Transformer residual depth unit changes the relevant sensitivity inner products only by $O(1)$ factors uniformly over depth. Hence the same $\Theta(\eta^2 L_{\text{tr}}^3)$ growth holds for Transformers. Enforcing $\bar{S} = \Theta(1)$ yields $\eta_*(L_{\text{tr}}) = \Theta(L_{\text{tr}}^{-3/2})$. \square

Remark. For pre-norm units of the form $z^{(\ell)} = z^{(\ell-1)} + F_\ell(\text{LN}(z^{(\ell-1)}))$, the same derivation applies with J_{LN} inserted inside the branch Jacobian. Lemma 7 again yields only $\Theta(1)$ factors, so the depth exponent is unchanged.

E. Additional Experimental Results

E.1. Ablation Study Details

Table 3 summarizes all ablation study configurations and their fitted depth exponents. Figure 5 presents the corresponding log-log fitting curves, demonstrating consistent power-law relationships across all tested configurations.

E.2. CNN Padding Ablation

We compare circular padding and zero padding under identical CNN settings on CIFAR-10 with ReLU activation. Figure 6 shows that both padding modes follow essentially the same depth-learning-rate power law, with exponents close to the theoretical $L^{-3/2}$ prediction. The primary difference manifests as a small vertical shift on the log scale (i.e., a constant prefactor change) rather than a slope change, confirming that padding strategy has minimal impact on the scaling exponent (Xiao et al., 2018). This validates zero padding as a practical default in engineering applications while maintaining the theoretical scaling law.

Table 3. **Ablation study: depth exponents for representative configurations.** Fitted slopes $\hat{\alpha}$ for the depth-LR scaling law $\log_{10} \eta^* = \beta_0 - \alpha \log_{10} L$. Theory predicts $\alpha = 1.5$. Base configuration uses SGD, ReLU, and no regularization unless otherwise specified.

Model	Configuration	Optimizer	Dataset	Details	$\hat{\alpha}$
CNN	Baseline	SGD	CIFAR-10	ReLU, None, –	–1.339
	+ GELU(Hendrycks, 2016)	SGD	CIFAR-10	GELU, None, –	–1.379
	+ Adam(Kingma & Ba, 2017)	Adam	CIFAR-10	ReLU, None, –	–1.207
ResNet	Baseline	SGD	CIFAR-10	ReLU, None, –	–1.435
	+ BatchNorm(Ioffe & Szegedy, 2015)	SGD	CIFAR-10	ReLU, BN, –	–1.701
	+ Dropout(Srivastava et al., 2014)	SGD	CIFAR-10	ReLU, None, Dropout	–1.568
	+ Adam	Adam	CIFAR-10	ReLU, None, –	–1.269
ViT	Pre-LN	SGD	ImageNet	ReLU, Pre-LN, –	–1.131
	Post-LN	SGD	ImageNet	ReLU, Post-LN, –	–1.178

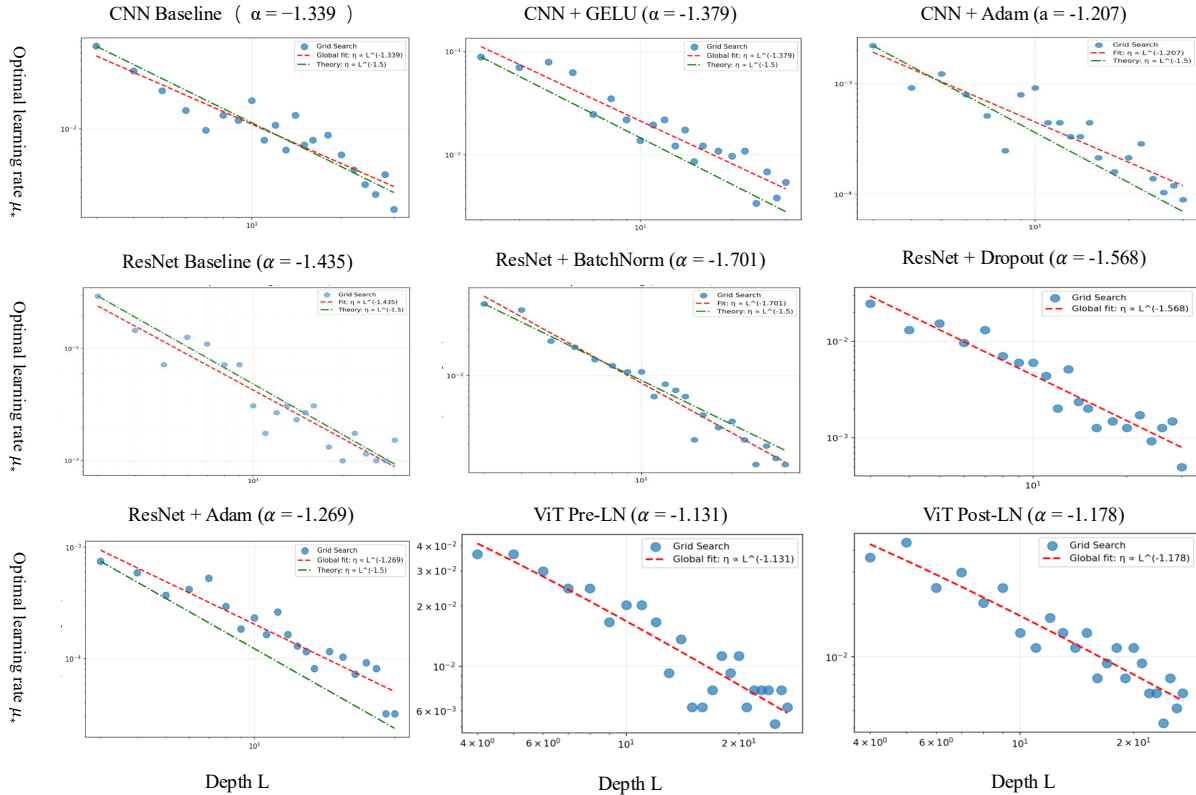


Figure 5. **Depth-LR scaling curves for ablation configurations.** Each subplot shows $\log_{10} \eta^*$ versus $\log_{10} L$ with the fitted power-law line. Configurations correspond to Table 3. All configurations exhibit clear power-law relationships with exponents close to the theoretical prediction of -1.5 .

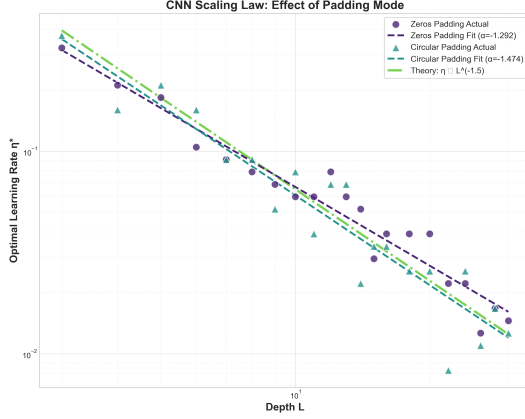


Figure 6. **CNN padding comparison on CIFAR-10.** Depth-LR scaling curves for circular padding and zero padding with ReLU activation. Both exhibit similar slopes ($\hat{\alpha} \approx -1.5$), differing primarily in vertical offset.

E.3. Kernel-Size Ablation

Proposition 3.3 predicts that for stride-1 CNNs under AM- μ P, the maximal-update learning rate follows $\eta^*(L) = \kappa L^{-3/2}$ at leading order, where kernel size affects the learning rate primarily through the prefactor κ rather than the depth exponent. To test this prediction, we repeat the CNN/CIFAR-10 protocol with kernel sizes $k \in \{3, 4, 5\}$ while keeping all other settings fixed.

Figure 7 shows that η^* exhibits clear power-law decay for all kernel sizes, with fitted exponents $\hat{\alpha} \in \{1.74, 1.44, 1.46\}$. Importantly, varying k does not produce a monotonic trend in $\hat{\alpha}$; instead, it primarily induces a vertical shift (prefactor change) while the exponent remains close to the theoretical $3/2$. We therefore interpret the variation in fitted slopes (within $\pm 20\%$ of $3/2$) as finite-sample fluctuations rather than evidence of a kernel-dependent depth exponent, confirming that kernel size has minimal impact on the scaling law.

F. Why GELU Can Appear Slightly Steeper than ReLU in Finite-Range Fits

Empirically, when we fit a *single* depth-learning-rate power law over a finite depth range, the fitted exponent for GELU can be marginally more negative than for ReLU for the same architecture and training setup. This does not necessarily indicate a different asymptotic exponent. Rather, it suggests that subleading (finite-depth/finite-width) corrections are more pronounced for GELU.

Activation-derivative statistics and sensitivity. Let $Z \sim \mathcal{N}(0, 1)$ denote the Gaussian proxy used in the mean-field calculations. For ReLU, $\mathbb{E}[\sigma'(Z)^2] = \frac{1}{2}$. For GELU

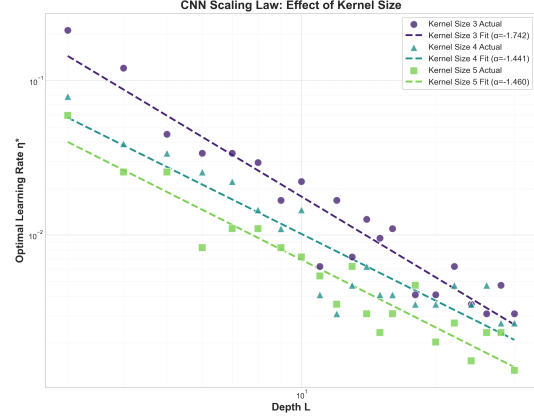


Figure 7. **Kernel-size ablation on CIFAR-10.** Maximal-update learning rate η^* versus depth L for kernel sizes $k \in \{3, 4, 5\}$. Dashed lines show log-log linear fits with exponents close to the theoretical -1.5 .

$\phi(x) = x\Phi(x)$ with $\phi'(x) = \Phi(x) + x\varphi(x)$, we have

$$\mathbb{E}[\phi'(Z)^2] \approx 0.456.$$

If one keeps the ReLU-calibrated He variance $\text{Var}(W) = 2/\text{fan}_{\text{in}}(W)$ when switching from ReLU to GELU, then the linearized backward gain per layer becomes $\chi = 2\mathbb{E}[\phi'(Z)^2] \approx 0.912 < 1$, which increases the tendency of deeper layers to attenuate gradients at initialization. When fitted as a *single* power law over a limited depth range, this attenuation can bias the estimated slope.

Drift at finite depth and width Even with activation-aware fan-in scaling, the pre-activation distribution is only approximately stationary at finite width and finite depth. For smooth activations such as GELU, the effective quantity $q(z) = \mathbb{E}[\phi'(z)^2]$ is more sensitive to small variance drifts across layers. This induces a slowly depth-dependent prefactor $\kappa(L)$ in $\eta_*(L) \approx \kappa(L) L^{-3/2}$. A log-log regression that enforces a single power law can therefore return a slightly more negative fitted exponent.

G. On the Loss: Cross-Entropy vs. MSE in the One-Step Derivation

Our one-step maximal-update derivation uses MSE for analytic convenience, while the main experiments use multi-class cross-entropy (CE)(Janocha & Czarnecki, 2017). In the one-step initialization regime, this choice does not change the depth exponent, because the derivation only requires that the logit-gradient has an $O(1)$ second moment.

At initialization, logits are near zero, so $p = \text{softmax}(z)$ is close to uniform. For one-hot targets y with C classes, the CE logit gradient is

$$g = p - y,$$

and thus

$$\|g\|_2^2 = \left(1 - \frac{1}{C}\right)^2 + (C-1)\left(\frac{1}{C}\right)^2 = 1 - \frac{1}{C} = O(1).$$

Therefore CE provides $O(1)$ -scale per-sample gradients at initialization. In our derivation, the depth dependence of $\eta_*(L)$ is governed by Jacobian products through the network, while the loss enters only through such $O(1)$ output-gradient statistics. Replacing MSE by CE consequently rescales the overall prefactor κ but does not change the depthwise power-law exponent.