

Assessing the impact of Open Research Information Infrastructures using NLP driven full-text Scientometrics: A case study of the LXCat open-access platform

Kalp Pandya^{1,2}, Khushi Shah¹, Nirmal Shah^{1, 2}, Nakshi Shah¹, and Bhaskar Chaudhury^{*1,2}

¹Group in Computational Science and HPC, DA-IICT, Dhirubhai Ambani University, Gandhinagar, India, 382007

²Smart Energy Learning Center, DAU, Gandhinagar, India, 382007

Abstract

Open research information (ORI) infrastructures play a central role in shaping how scientific knowledge is produced, disseminated, validated, and reused across the research lifecycle. While the visibility of such infrastructures is often assessed through citation-based metrics, in this study, we present a full-text, natural language processing (NLP) driven scientometric framework to systematically quantify the impact of ORI infrastructures beyond citation counts, using the LXCat platform for low temperature plasma (LTP) research as a representative case study. The modeling of LTPs and interpretation of LTP experiments rely heavily on accurate electron and ion collision data, swarm parameters, and reaction rates associated with various gas species, much of which is hosted on LXCat, a community-driven, open-access platform central to the LTP research ecosystem. To investigate the scholarly impact of the LXCat platform over the past decade, we analyzed a curated corpus of approximately 400 full-text research articles citing three foundational LXCat publications. We present a comprehensive pipeline that includes data collection, cleaning, and processing, followed by the application of state-of-the-art NLP techniques informed by domain expertise. The proposed pipeline integrates chemical entity recognition, dataset and solver mention extraction, affiliation based geographic mapping and topic modeling to extract fine-grained patterns of data usage that reflect implicit research priorities, differential reliance on specific databases, evolving modes of data reuse and coupling within scientific workflows, and thematic evolution. This integrated NLP-driven approach provides new insights into how LXCat has

*Corresponding author: bhaskar_chaudhury@dau.ac.in

influenced data practices and modeling priorities in LTP research. Importantly, our proposed methodology is domain-agnostic and transferable to other ORI contexts, and highlights the utility of NLP in quantifying the role of scientific data infrastructures and offers a data-driven reflection on how open-access platforms like LXCat contribute to shaping research directions. This work presents a scalable scientometric framework that has the potential to support evidence based evaluation of ORI platforms and to inform infrastructure design, governance, sustainability, and policy for future development. To enable community reuse and further development, the full analysis pipeline is released as open-source software.

Keywords: Open Research Information, Scientometrics, Natural Language Processing, Low Temperature Plasma Data, LXCat Open-Access Data Platform

1 Introduction

Open access to high-quality scientific data has become essential for driving progress and innovation across research domains [7, 12, 22, 23, 33, 39]. Open research information (ORI) infrastructures and open research data platforms that foster data sharing, reuse, transparency, and collaboration not only accelerate innovation but also ensure reproducibility, collective advancement and reduce duplication of effort [5, 18, 29, 37]. For data intensive fields such as low temperature plasma (LTP) science, the availability of reliable datasets is particularly critical for validating plasma models, improving predictive simulations and advancing experimental diagnostics, thereby strengthening the connection between theory, simulation, and experiment [3, 30, 35]. LTP simulations require diverse parameters, electron and ion collision cross sections, swarm data, transport coefficients, and reaction rates, many of which are highly system dependent and difficult to obtain, and historically scattered across literature in inconsistent formats. Furthermore, data-driven approaches are increasingly enabling the discovery of new plasma applications and accelerating the integration of machine learning into plasma science workflows [34, 36]. Without centralized, traceable, and community curated data resources, progress in LTP modeling and its applications would be substantially constrained, limiting both reproducibility and interdisciplinary integration.

The LXCat data portal (www.lxcat.net), launched in 2010, is a community-driven open platform that addresses some of these critical challenges in data-driven LTP research by providing a sustainable framework for storing, sharing, and manipulating curated data, along with online tools and validation resources essential for modeling and understanding the electron and ion components of non-equilibrium LTPs [11, 26, 27]. Today, the LXCat project (Low Temperature eXperimental Cross-sections for Atoms and Transport) stands as one of the most prominent examples highlighting the importance of open

data within the plasma physics community. LXCat hosts centralized databases of electron and ion scattering cross sections, swarm and transport parameters, ion-neutral interaction potentials, oscillator strengths, plasma chemistry and related datasets. It provides complete datasets required for kinetic, fluid, and hybrid plasma modeling, along with digitized swarm measurements of transport coefficients. Online tools such as BOLSIG+ solver [17] enable quick calculations of electron energy distributions, transport/rate coefficients, and comparisons of measured versus calculated data. The platform supports data validation, cross-database comparison, collaborative discussions, and offers dynamic, regularly updated datasets accessible to all with proper citation along with time machine feature which allows retrieving datasets at any given time in the past. From the perspective of ORI, LXCat represents a mature, domain-specific scholarly infrastructure that incorporate many of the core principles of open science such as open accessibility, community curation, standardized metadata, versioning, and traceable reuse.

To date, more than 35 contributors from over 25 laboratories and institutions worldwide have collaboratively developed over 60 curated databases, making LXCat the most comprehensive community driven data platforms in the LTP domain [27]. Over last fifteen years, LXCat has grown into an indispensable infrastructure for LTP science community, underpinning applications ranging from microelectronics fabrication and environmental remediation to plasma medicine, plasma assisted chemistry and space propulsion [1, 2]. By standardizing access to otherwise dispersed datasets, LXCat has addressed one of the long standing limitations of LTP research i.e. the unavailability and fragmentation of reliable input data. For several decades, data critical for LTP modeling were reported in a fragmented manner within journal articles, frequently presented only as partial plots, which made systematic reuse difficult and error-prone [25]. By centralizing complete datasets, ensuring standardization and traceability through citation guidelines, LXCat has fundamentally shifted how researchers access, validate, and integrate plasma data into their workflows, thereby fostering reproducibility and enabling new interdisciplinary applications [27]. Researchers routinely use the platform to parameterize and validate simulations, benchmark experimental measurements, and design new plasma based technologies. Its datasets have also enabled easy reproducibility of Boltzmann equation solvers, cross disciplinary innovations, and the integration of machine learning methods into plasma workflows [20, 32]. The breadth of LXCat’s impact suggests that it is not merely a data repository but an enabling infrastructure that has reshaped community practices around data use and sharing. In this context, LXCat serves not merely as a LTP specific resource, but as a representative case of how ORI infrastructures shape research practices, methodological choices, data reuse and collaborative patterns within a scientific community.

Despite the recognized importance of community driven open-data platforms in advancing data intensive scientific fields across disciplines, their impact remains poorly understood and rarely quantified in a systematic manner [4]. Although several studies have evaluated domain-defining repositories through bib-

liometrics, citation counts, download statistics, or visibility across disciplines, such as quantifying scientific reach of the Protein Data Bank (PDB), the Sloan Digital Sky Survey (SDSS) etc., such approaches primarily capture visibility but often fail to reveal how datasets are used in practice [15, 38]. Similarly, despite its clear influence, only limited efforts have been made to systematically assess the impact of LXCat on LTP science and engineering. Existing evaluations rely primarily on conventional bibliometric measures, such as citation counts of its foundational publications [11, 26, 27]. While these indicators reflect academic visibility, they fail to capture how LXCat data are actually being used, whether in experimental design, computational modeling, or cross-disciplinary applications. Citations alone cannot reveal which gas species or datasets are most frequently accessed, how usage patterns differ across subfields, how databases and solvers are combined in kinetic studies, how usage patterns have evolved over time, how the platform supports global collaboration, or what future directions might further strengthen the platform. This gap motivates a critical research question - how can scientific impact of LXCat be systematically quantified, beyond citation counts, in terms of data usage, thematic trends, and evolving research practices? Addressing this question requires complementary approaches that move beyond bibliometrics to analyze full-text content and capture the nuances of data use. Recent advances in natural language processing (NLP) and scientometrics now make it possible to study such patterns directly from the scientific literature, offering powerful tools to assess the role of open data platforms in shaping research.

Against this background, this work makes a unique contribution as the first systematic attempt to quantify the scientific impact of LXCat through a large scale NLP driven analysis of nearly 400 full-text articles citing three foundational LXCat publications [11, 26, 27]. Moving beyond simple citation counts, our framework integrates chemical entity recognition, database mention extraction, author affiliations, LTP solver mentions, and topic modeling to capture how LXCat data are used, which species and databases are most referenced, and how usage patterns have evolved over time. This approach uncovers patterns of gas usage linked to specific databases and BOLSIG+ solver, temporal shifts in modeling priorities, and country level usage and other important insights that would otherwise remain invisible. The proposed framework is scalable and transferable for evaluating open scientific data platforms more broadly. The complete source code for the implemented pipeline and metadata described in this paper are available on GitHub.

2 Corpus Construction and Data Extraction Pipeline

The overall methodology follows a multi-stage workflow, as illustrated in figure 1. This workflow is divided into distinct phases. In the first phase, three foundational LXCat publications are selected as a reference set [11, 26, 27], and the metadata of all citing publications are retrieved from Scopus [8, 9]. The resulting set is refined by removing duplicates, excluding books/book chapters,

and restricting the collection to english language, peer-reviewed publications only. In the second phase, full-text PDFs of the filtered records are collected and converted into structured text format to support large scale text mining. In the third phase, NLP techniques are applied to extract key information, including chemical entities (to identify gase species studied in LTP research), references to databases and BOLSIG+ solver, and country affiliations (to examine global participation and collaboration patterns). Finally, these extracted elements are integrated into a structured dataset, forming the basis for quantitative analyses of species and database usage, methodological trends, and LTP community engagement with LXCat.

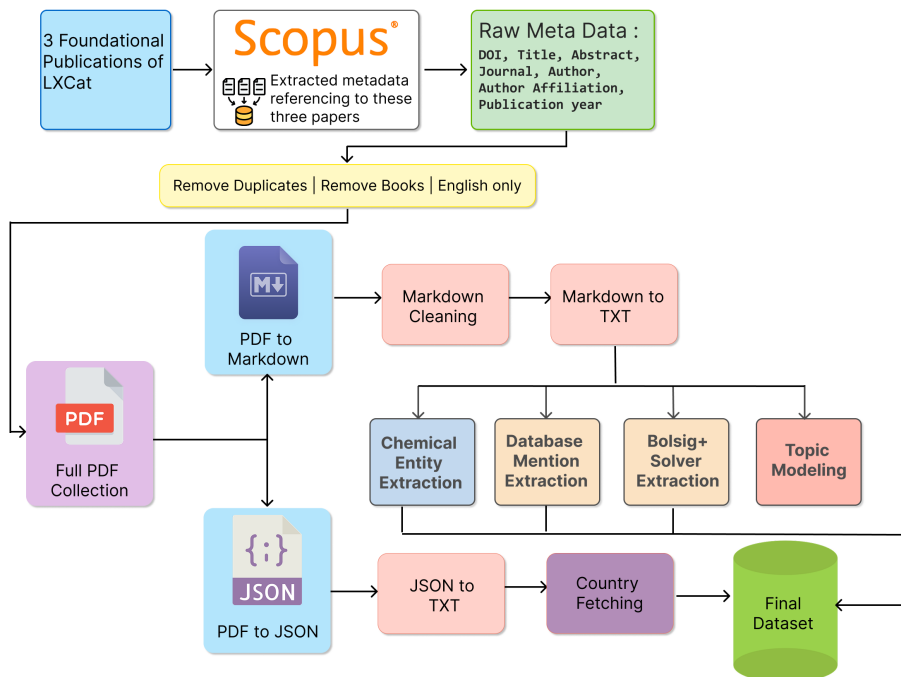


Figure 1: Overview of the data processing pipeline used to assess the scholarly impact of the LXCat platform. Starting from metadata extraction of articles citing three foundational LXCat publications [11, 26, 27], the workflow includes deduplication, full-text PDF collection, and conversion to structured formats. Cleaned textual data is used for a suite of NLP tasks, including chemical entity recognition, dataset mention detection, BOLSIG+ solver extraction, country attribution, and topic modeling. The final curated dataset enables temporal and thematic analysis of trends in LTP research.

2.1 Data Collection

The foundational role of key LXCat publications [11, 26, 27] is well recognized within the LTP community. These works collectively outline the conceptual

framework, technical development, and data centric evolution of the LXCat platform. To construct the dataset for this study, we systematically identified all peer reviewed articles citing at least one of these foundational papers using the Scopus bibliometric database, which offers broad coverage of scholarly literature and is widely adopted in scientometric analyses [9, 14]. For each retrieved article, key metadata fields were extracted, including DOI, title, abstract, journal name, authors, affiliations, and year of publication. The initial dataset was further refined by excluding non-english articles, book chapters and other non-peer reviewed sources to ensure consistency and data authentication. Full-text PDFs were then collected from openly available sources, such as publisher platforms, institutional repositories, and academic databases accessible via the university. This process yielded a curated corpus of 403 full-text publications for subsequent analysis.

2.2 PDF Conversion and Text Preparation

To enable large scale scientometric and natural language analysis of LXCat related literature, all full-text PDFs were first converted into structured, machine readable formats. This was achieved using the Marker framework [13], which employs a GPU accelerated, layout aware transformer model to extract reading order, text blocks, tables, captions, and metadata. Each PDF was parsed into two parallel formats: (i) a JSON structure optimized for metadata and affiliation extraction, and (ii) a Markdown (MD) version designed to support chemical species, database, and BOLSIG+ solver mention detection. To ensure completeness and robustness, a fallback recovery mechanism was implemented. PDFs were initially processed in batch mode, and any files resulting in incomplete or empty MD output were automatically reprocessed using Marker’s single file mode. The resulting JSON and MD files were stored in organized directories and constituted the foundational preprocessed dataset.

Next, we performed systematic cleaning of Markdown files to remove structural and non-linguistic elements that could interfere with downstream NLP. This included filtering out tables, fenced blocks, and inline mathematical expressions using targeted regular expressions. These cleaning steps helped retain only the expository textual content, thereby improving the quality and consistency of input for subsequent text analysis. Finally, cleaned Markdown files were converted to plain text (TXT) to produce a simplified and uniform textual representation suitable for language modeling tasks. Prior to conversion, any content under section headers containing the word “References” was automatically removed to exclude bibliographic material. The resulting TXT files served as the input for downstream modules such as chemical species extraction, database mention extraction, and BOLSIG+ solver mention analysis. In parallel, the hierarchical JSON outputs generated during PDF parsing were processed to extract and normalize country names from author affiliations. Together, these TXT and JSON pathways ensured reliable extraction of domain specific entities and country level metadata for subsequent analysis.

2.3 Derived Data Entities

The final dataset incorporates several derived entities extracted from the processed full-text corpus, enabling quantitative and thematic analyses. These entities include chemical species, database mentions, BOLSIG+ solver mentions, topic assignments, and country affiliations, each produced through dedicated NLP pipelines described below. To ensure accuracy, all the extraction pipelines were manually validated using a small set of sample documents.

2.3.1 Chemical Species Extraction

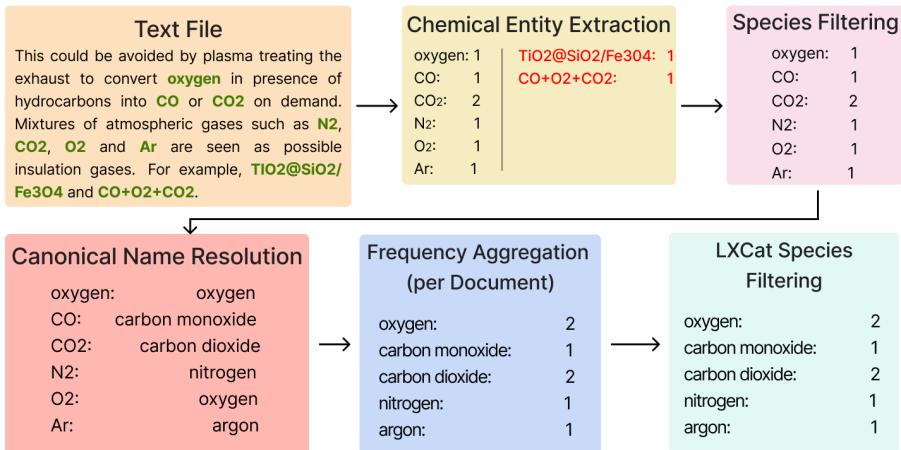


Figure 2: Overview of the chemical species extraction pipeline. Starting from raw text files, chemical entities are identified using ChemDataExtractor, followed by species-level filtering. Each entity is resolved to its canonical form via PubChem and aggregated to compute per-document frequencies. These are then filtered against a curated list of LXCat-relevant gases to produce standardized species dictionaries for downstream analysis.

Chemical species extraction begins from the cleaned TXT files obtained from Markdown conversion. A multi-step pipeline systematically extracts, filters, and normalizes chemical mentions, enabling meaningful aggregation of usage patterns, as illustrated in Figure 2. The pipeline processes each text file and begins by extracting chemical entities using ChemDataExtractor (CDE), a domain-specific NLP toolkit [31]. CDE generates lists of raw chemical names, formulas, and their corresponding document level frequencies. Each entry of this list is queried against the PubChem database [24] to obtain its canonical name. When a direct match is not available, the first relevant synonym provided by PubChem is adopted. The resulting mapping is manually curated to remove irrelevant or misclassified terms, stored locally, and subsequently applied to resolve all chemical mentions in the corpus to standardized forms. This step

ensures that synonymous variants, such as “carbon dioxide” and “CO₂,” are consolidated under a unified representation. These counts are then aggregated to construct a chemical species dictionary per document. To focus on LXCat relevant species, we curate a list of ground state gases from the LXCat website and compile them into a CSV file. Elemental gases are normalized using the `mendeleev` package [21], while compound gases and ions are resolved through PubChem [24]. Unmatched entries are manually verified and appended to the list. The species dictionary is then filtered against this curated set to generate `Dominant_species_dictionary`, representing chemical species explicitly present in LXCat.

2.3.2 Database Mention Extraction

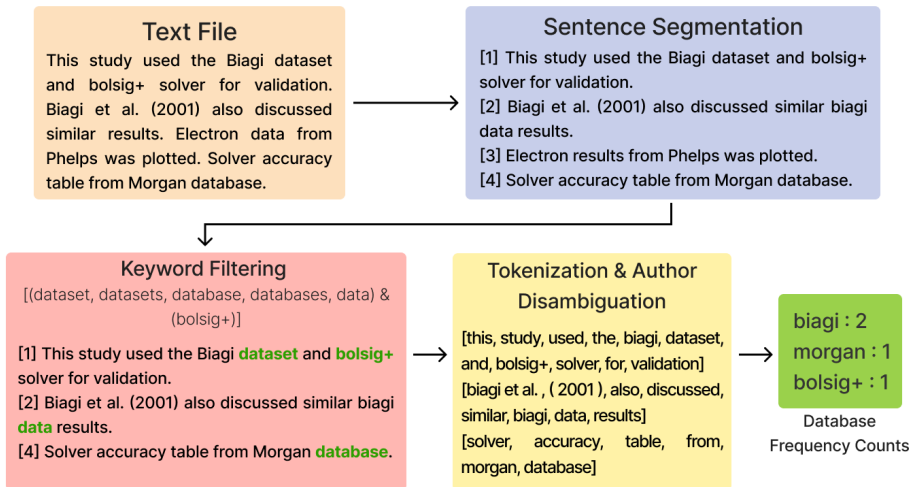


Figure 3: Overview of the database mention extraction pipeline. Starting from plain text files, the workflow applies sentence segmentation, followed by keyword filtering to isolate data relevant sentences. Tokens are then processed through tokenization and author name disambiguation, after which database names are identified and aggregated into document-level frequency counts.

Database mention extraction operates on cleaned TXT files obtained from MD files. A systematic pipeline, shown in Figure 3, identifies, extracts, and aggregates references to LXCat databases through sentence segmentation, keyword filtering, tokenization, and author name disambiguation. The resulting normalized mentions are compiled into document-level frequency counts for downstream analysis.

The pipeline processes each TXT file by first segmenting multi-line text paragraphs using a custom and robust sentence splitter, that preserves abbreviations, decimal numbers, acronyms, and other scientific notations to avoid false boundaries. After applying the keyword filtering module, only sentences

containing user-defined data-related keywords are retained for further analysis. Further on, the selected sentences are tokenized such that the author names are grouped into separate author tokens (e.g., “Biagi et al.”) and handled independently, ensuring that they are not confused with the database names appearing elsewhere in the sentence. All remaining tokens are matched against a curated vocabulary of known LxCat databases, with strict exact token comparison to prevent accidental matches with unrelated words. Detected database mentions are counted, normalized across version variants, and aggregated into a document-level dictionary containing the databases, their frequencies, and the extracted keyword-relevant sentences.

2.3.3 BOLSIG+ Solver Extraction

BOLSIG+ solver extraction is performed on the cleaned TXT files obtained from MD files. Since BOLSIG+ is widely used to calculate electron transport coefficients and rate coefficients from cross-section data, we extended our text mining approach to specifically identify and quantify references to BOLSIG+ within the corpus. The BOLSIG+ extraction pipeline automatically identifies and analyzes all meaningful occurrences of the solver across scientific text files by applying a robust sentence splitter that preserves abbreviations, decimal numbers, acronyms, and other scientific notations to avoid false boundaries, and filtering only those sentences that explicitly contain the solver keyword.

After this, a custom tokenizer is applied to correctly handle bracketed terms and technical expressions, enabling accurate detection of both direct and parenthetical mentions. All versioned or modified solver names are normalized into a single base form to produce reliable frequency counts. For each document, the pipeline outputs clean list of sentences containing BOLSIG+ mentions and the total number of mentions, providing both qualitative context and quantitative insight into BOLSIG+ usage across the literature.

2.3.4 Country Fetching

The country fetching pipeline is designed specifically to identify author affiliations by scanning only the first two pages of each scientific document where affiliations are conventionally located. The system processes structured JSON files, recursively collecting text-bearing blocks such as paragraphs, list items, and footnotes from pages 0 and 1. All HTML markups are removed, and broken lines are reconstructed into clean sentences to ensure accurate detection. A comprehensive country mapping module, built from ISO-standard country [19] names plus common affiliation variants (e.g., “USA,” “UK,” “Czech Republic”), is then applied to normalize and extract country names even when written in different formats. The pipeline aggregates all detected country mentions corresponding to author affiliations and stores them in a clean CSV, providing a reliable automated method for affiliation based country extraction across large corpora of research papers.

3 Final Dataset Structure

Table 1: Structure of the final dataset, including core metadata fields and derived NLP outputs used for scientometric and impact analysis of LXCat-related publications.

Field Name		Purpose / Utility
Metadata Fields		
Original DOI		The three foundational LXCat publications used [11, 26, 27]
Citing DOI		Research papers that cite these foundational publications
Title		Identifies research focus
Published Year		Temporal analysis
Journal Name		Source validation
Authors		Attribution and collaboration mapping
Author Affiliations		Institutional and country mapping
Abstract		Thematic and keyword analysis
Derived Data Fields		
Chemical Species Dictionary	Dic-	Dictionary of chemical species from LXCat, along with their frequencies of occurrence
Database Dictionary	Diction-	Dictionary of scientific databases mentioned in the paper, along with their citation frequencies
BOLSIG+ Counts		Total number of times BOLSIG+ is mentioned in the paper
Country		The countries of the institutional affiliations of all authors of the paper.

The final dataset comprises both metadata and derived data fields, as outlined in Table 1. We provide dataset cardinality statistics to highlight its breadth and uniqueness. The corpus includes 403 unique citing papers (data captured as of May 2025) from 120 journals, representing authors from 72 countries. The derived fields further capture 232 unique species, 35 distinct databases, and more than 600 references to BOLSIG+. To obtain these, we processed approximately 120K sentences to systematically extract gas mentions, database mentions, and BOLSIG+ counts. These coverage metrics demonstrate the dataset’s comprehensiveness and reinforce its value for large scale scientometric and thematic analysis.

4 Topic Modeling

To explore latent themes within the corpus, we employ topic modeling on the preprocessed TXT files from subsection 2.2, following the workflow illustrated in figure 4. The preprocessing pipeline ensures a clean and coherent foundation by converting all text to lowercase, removing equations, chemical reactions, and citation markers, applying regex-based cleaning for special characters, units, and

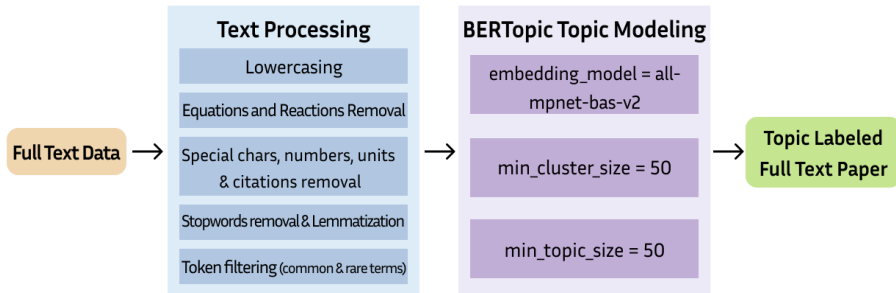


Figure 4: Overview of the topic modeling pipeline. Full-text documents undergo multiple preprocessing steps, including lowercasing, removal of equations, units, citations, and non-informative tokens, followed by lemmatization and frequency-based token filtering. The cleaned corpus is then passed to BERTopic. The output consists of full-text documents labeled with their most representative topic.

single letter tokens, and further refining the corpus through stopwords removal and lemmatization. In addition, rare tokens that appeared only a few times across the corpus, as well as overly frequent tokens that lacked discriminative power, are filtered out to improve topic coherence and reduce noise.

On this refined corpus, we employ BERTopic [16], which leverages transformer-based embeddings to capture contextual semantics of words and phrases. The embeddings are clustered using density-based algorithms (HDBSCAN) [10], and the resulting groups are represented through class-based TF-IDF (c-TF-IDF) [28], enabling the extraction of coherent and interpretable topics. As illustrated in Figure 4, we provide details of the key hyper-parameters used in the BERTopic model—namely, the embedding model (‘all-mpnet-base-v2’), ‘min_cluster_size’, and ‘min_topic_size’. These parameters were fine-tuned iteratively by validating the output topics with domain experts and adjusting the settings to enhance interpretability and relevance. Unlike traditional probabilistic approaches such as LDA [6], BERTopic provides improved topic coherence by integrating contextualized language representations. The resulting topics highlight domain specific research directions, allowing us to trace thematic structures, methodological trends, and their evolution within the LXCat related literature.

5 Results

Building on the full-text analysis pipeline and curated corpus described in the preceding sections, in this section we present results that characterize how the LXCat open data platform is referenced and integrated within the LTP research literature over the past decade. The temporal patterns reported in this section should be interpreted in the context of the accessible full-text corpus analyzed in this study as summarized in Section 3. While the foundational LXCat pub-

lications have been cited by a larger body of literature, full-text availability constraints necessarily limit our analysis to a subset of citing articles for which complete texts could be obtained and processed. Consequently, the observed temporal trends do not represent absolute citation volumes, but rather the evolution of observable LXCat engagement within accessible scholarly literature. The goal of this analysis is to reveal the broader patterns of LXCat usage, and its scholarly and thematic impact on the LTP community as reflected in scholarly discourse. Figures 5 and 6 provide an initial, high-level view of the temporal evolution and structural breadth of LXCat engagement, establishing the empirical context for the more detailed gas species and database usage oriented analyses, co-occurrence mapping, temporal trends, and topic modeling that follow. Collectively, these distributions serve as first-order indicators of ORI infrastructure diffusion, community reliance, and maturation, illustrating how a domain-specific open data platform evolves into a trusted and routinely integrated ORI infrastructure spanning journals, institutions, and geographic regions.

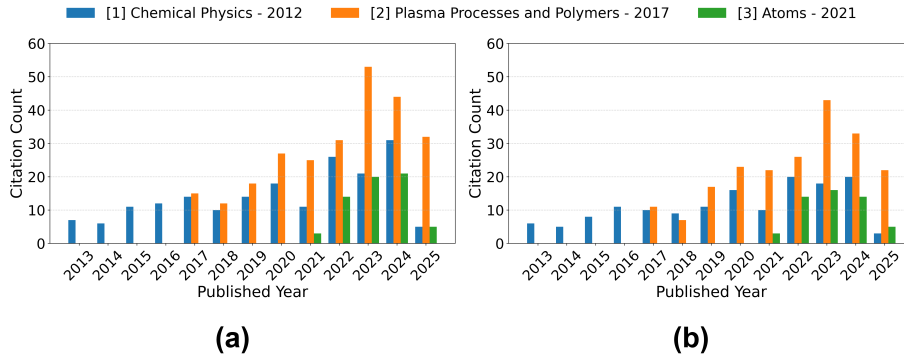


Figure 5: Annual citation trends for the three foundational LXCat publications. (a) Full Scopus citation counts. (b) Citation counts for articles with full-text access used in this study for NLP based analysis.

Figure 5 presents the annual citation distribution for the three foundational LXCat publications, comparing the complete Scopus dataset (sub-plot a) with the curated full-text subset analyzed in this study (sub-plot b). Notably, the *Plasma Processes and Polymers* 2017 publication [27] exhibits a huge citation increase in recent years, whereas the *Chemical Physics* 2012 publication [26] has contributed a steady baseline of citations over a longer period. Together, these trajectories indicate both sustained engagement within the LXCat citation profile. The similarity between the two sub-plots suggests that the full-text subset provides a representative view of broader usage patterns. From an ORI perspective, this reflects LXCat’s growing integration into data-driven research practices and its maturation as a reusable infrastructure within the LTP community. All subsequent analyses in this study therefore operate on the full-text accessible subset.

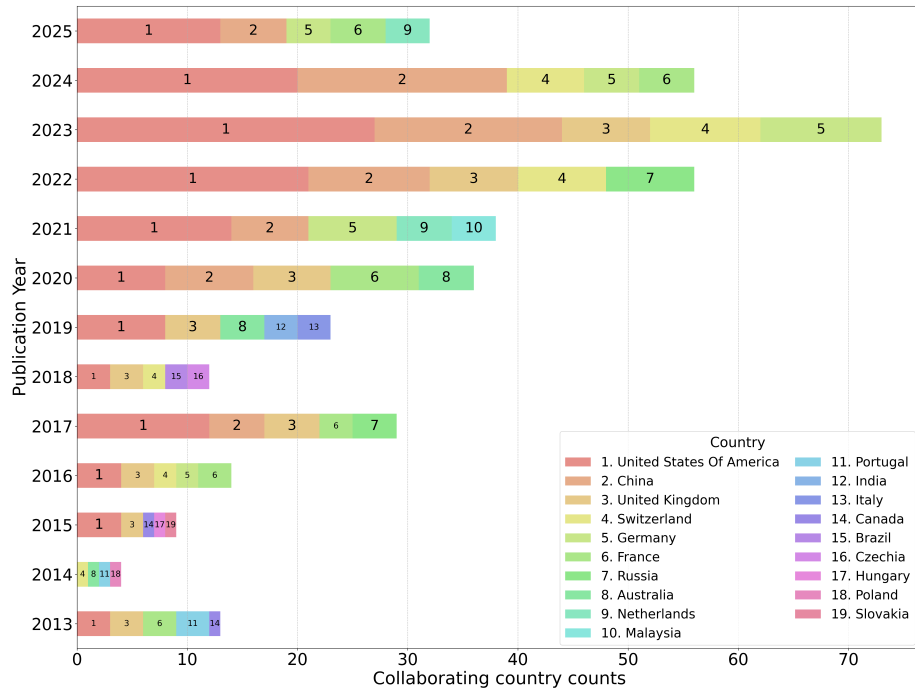


Figure 6: Top five contributing countries per year for LXCat-citing publications (2013-2025), based on author affiliations. Color-coded numeric labels correspond to the ranking of different countries in terms of total number of LXCat-citing publications attributed to each country across the full period (e.g., United States (1), China (2), United Kingdom (3)).

Figure 6 summarizes the temporal evolution (across the entire 2013-2025 period) of country-level participation in LXCat-citing publications, restricted to the top five contributing countries per year using a horizontal stacked bar chart. The United States consistently appears as the leading contributor, with China, the United Kingdom, and several European countries showing increasing participation over time. The appearance of countries such as Australia, India, Brazil, and Malaysia in later years reflects a widening international user base. This diversification signals the geographic diffusion of ORI infrastructure enabled research practices and the expanding role of LXCat as a globally accessed data resource. These observations underscore the relevance of geographic coverage as an indicator of inclusive and equitable ORI adoption.

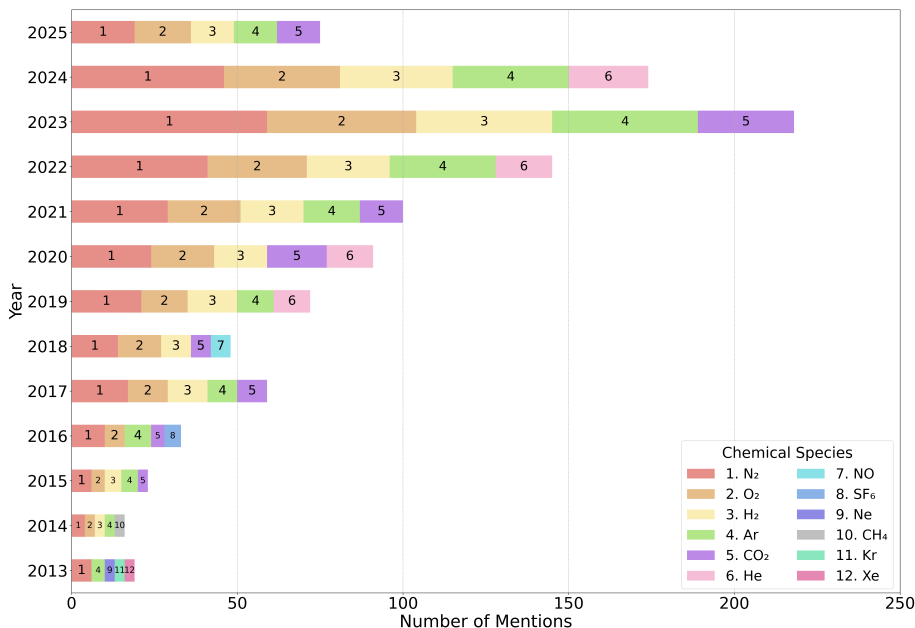


Figure 7: Temporal trends in mentions of the top five chemical species across LXCat-citing publications (2013-2025). Mentions are extracted at the sentence level; a single species may be referenced multiple times within a single article. Color-coded numeric labels denote cumulative mention counts across the full period and are ordered in descending rank (e.g., N₂ (1), O₂ (2), H₂ (3)).

Figure 7 illustrates the evolution of the most frequently referenced chemical species within the full-text corpus of LXCat citing publications. Nitrogen (N₂) and oxygen (O₂) consistently constitute the highest number of mentions, reflecting their centrality in gas discharge physics and low-temperature plasma modeling. Hydrogen (H₂), argon (Ar), and carbon dioxide (CO₂) also exhibit sustained representation, indicative of their relevance across combustion, gas

conversion, and environmental plasma applications. Species with lower absolute counts, including helium (He), nitric oxide (NO), and sulfur hexafluoride (SF₆), potentially point to more specialized or emerging research areas. The numeric labels correspond to the cumulative total mentions of each species across the 2013-2025 period and define their descending rank within the stacked distributions. These fine-grained temporal patterns highlight the utility of full-text extraction in revealing shifts in data demand and modeling priorities that are not visible through citation metadata alone, underscoring how open data platforms such as LXCat shape and support evolving research priorities.

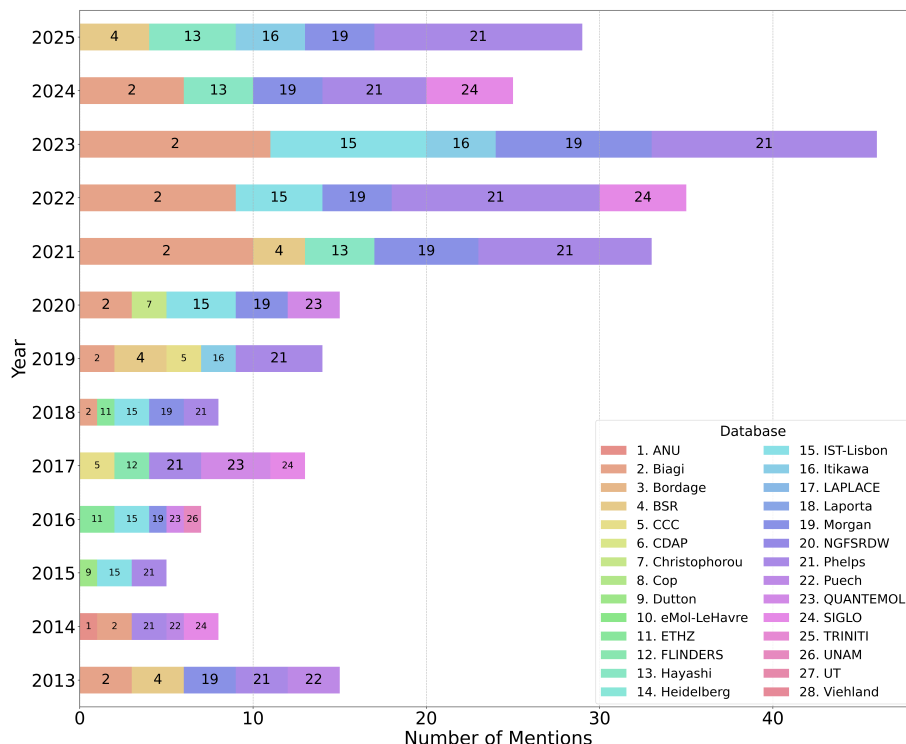


Figure 8: Temporal trends in mentions of the top five LXCat databases per year (2013-2025), extracted from sentence-level text across the curated full-text corpus. Mentions reflect total occurrences of each database name in individual papers, with multiple mentions possible per article. Color-coded numeric labels correspond to database identifiers ordered alphabetically (e.g., ANU (1), Biagi (2), Bordage (3)).

Figure 8 presents the annual frequency of sentence-level mentions of LXCat-hosted databases in publications citing the three foundational LXCat papers. The analysis captures multiple mentions per article, enabling fine-grained insight into database usage patterns over time. Phelps (21), Biagi (2), Morgan (19), and IST-Lisbon (15) appear consistently across years, indicating sustained relevance within the LTP modeling community. Other databases, such as Itikawa

(16), Hayashi (13), BSR (4) and SIGLO (24), show episodic peaks, suggesting more targeted or problem-specific applications. The numeric labels in the bars follow an alphabetical ordering of database names and do not reflect usage rank. Overall, the distribution highlights a shift from reliance on a small number of well-established databases toward broader engagement with a diverse set of data resources. From an ORI perspective, this trend aligns with evolving community norms emphasizing cross-validation, modular reuse, and infrastructure-mediated reproducibility in data-intensive plasma science research.

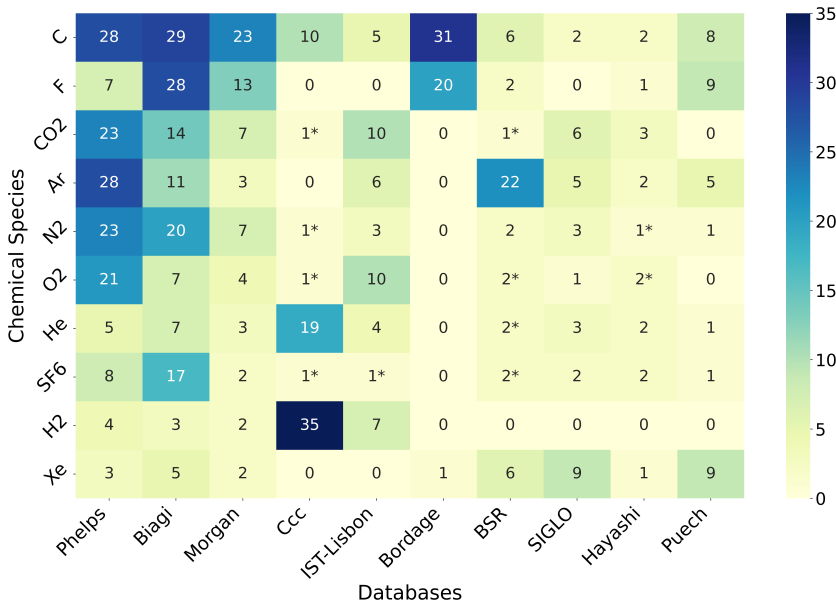


Figure 9: Co-occurrence heatmap showing sentence-level associations between chemical species and LXCat databases across the full-text corpus. Each cell denotes the frequency with which a species and a database are mentioned within the same sentence. Values marked with '*' indicate cases where the species is not explicitly contained within the corresponding database but appears in contextual proximity, suggesting indirect relevance.

Figure 9 presents sentence-level co-occurrence patterns between frequently referenced chemical species and LXCat-hosted databases. Prominent associations between chemical species (e.g. N₂, O₂, CO₂, Ar, C and F) and multiple databases highlight the breadth of electron collision data and swarm parameters accessed from LXCat in support of LTP modeling. The presence of contextual associations marked with '*' indicates instances in which database mentions appear alongside species not explicitly included in that database, reflecting indirect coupling through modeling workflows, solver usage, or comparative discussion. Such co-occurrence structure provides evidence of how open data resources are integrated within scientific discourse, revealing potential coupling patterns be-

tween domain entities and data infrastructures that are not identifiable from citation metadata alone.

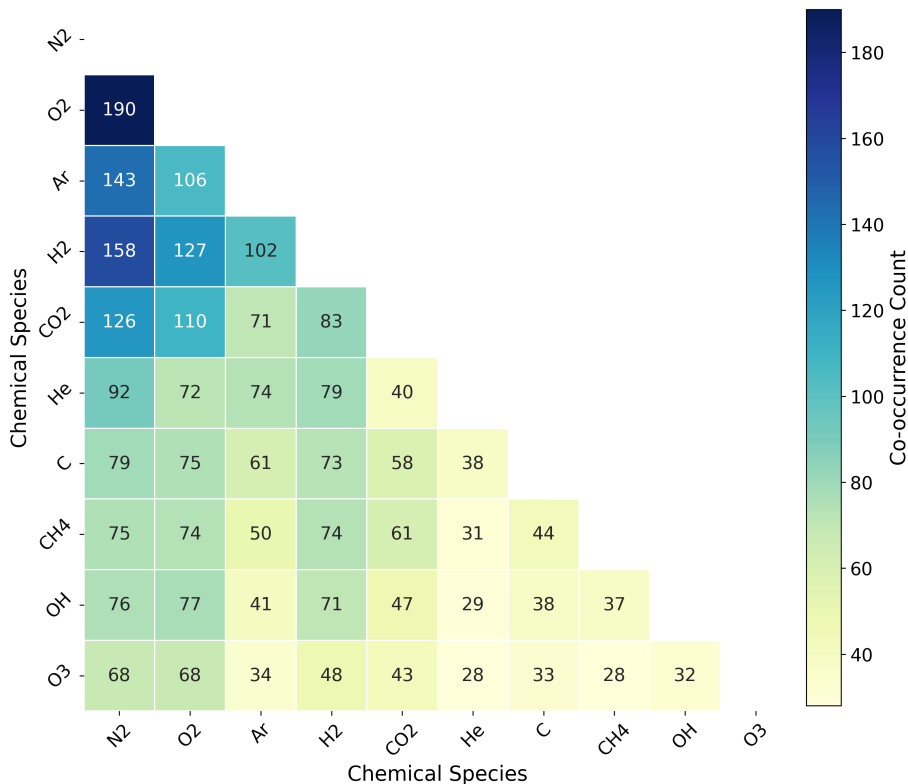


Figure 10: Chemical species co-occurrence heatmap derived from document-level analysis, indicating how often pairs of gases are mentioned together in the same publication. Higher co-occurrence values suggest shared modeling or experimental contexts.

Figure 10 shows the document-level co-occurrence frequencies between frequently mentioned gas species in the full-text corpus. Nitrogen (N₂) and oxygen (O₂) form the most prominent pair, followed by frequent co-mentions involving argon (Ar), hydrogen (H₂), and carbon dioxide (CO₂). These patterns reflect common groupings of species used in LTP modeling and suggest shared physical contexts such as gas mixtures, or target species in discharge processes. Lighter co-occurrence among species such as methane (CH₄), hydroxyl radical (OH), and ozone (O₃) points to more domain-specific modeling scenarios. From an ORI standpoint, these results highlight the value of entity-level full-text extraction for identifying implicit relationships among datasets and modeling priorities that support integrative use of platforms like LXCat in complex multi-species research environments.

Figure 11 summarizes the species that most frequently co-occur with the

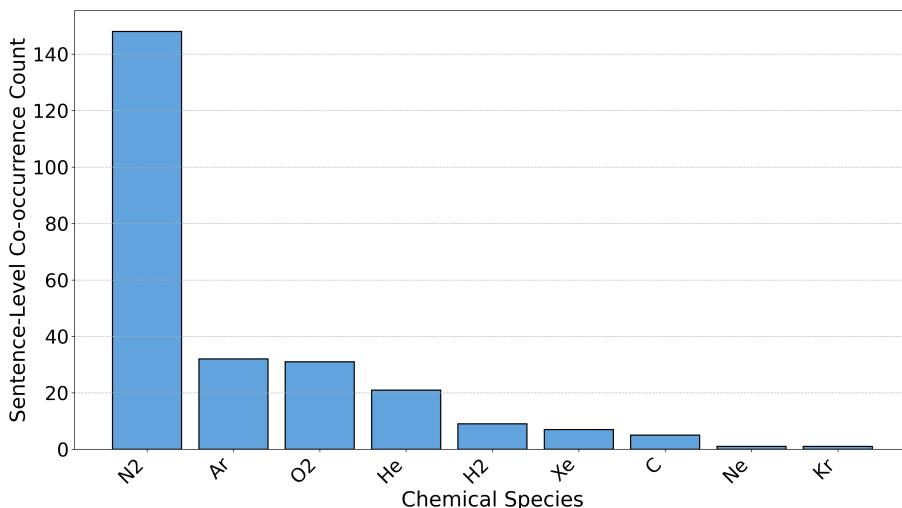


Figure 11: Top ten chemical species that co-occur with the BOLSIG+ solver at the sentence level within the analyzed corpus. Species may appear multiple times within the same article, and counts reflect aggregated sentence-level co-occurrences.

BOLSIG+ solver within the corpus. Nitrogen (N₂) dominates the distribution, followed by argon (Ar) and oxygen (O₂), reflecting their central role in electron kinetics, swarm calculations, and discharge modeling tasks for which BOLSIG+ is commonly employed. Species such as Helium (He) and hydrogen (H₂) appear with moderate frequency, consistent with their relevance in atmospheric pressure and combustion related plasma applications. Other species such as xenon (Xe), atomic carbon (C), neon (Ne), and krypton (Kr) occur far less frequently, indicating narrower domain usage tied to specific experimental or modeling contexts. These co-occurrence patterns highlight how solver usage provides insight into the operational layer of ORI enabled research activity. Rather than indicating mere visibility, the associations reveal the types of species for which LXCat linked solvers are applied in practice, illustrating how open data (collision cross sections) and computational tools (BOLSIG+) become coupled within data-driven plasma modeling workflows.

Figure 12 shows the most frequently co-mentioned LXCat databases in BOLSIG+-related sentences across the corpus. The Phelps and Biagi databases dominate this distribution, indicating their central role in providing cross-section datasets used for electron transport modeling. The proximity of solver and database mentions offers insight into the functional coupling of computational tools and curated datasets, underscoring the role of LXCat not only as a data repository, but as a platform that supports modeling interoperability, reuse, and tool-data integration. This sentence level co-occurrence analysis thus reveals active open data platform use beyond citation metrics, aligning with usage-aware approaches to ORI impact assessment.

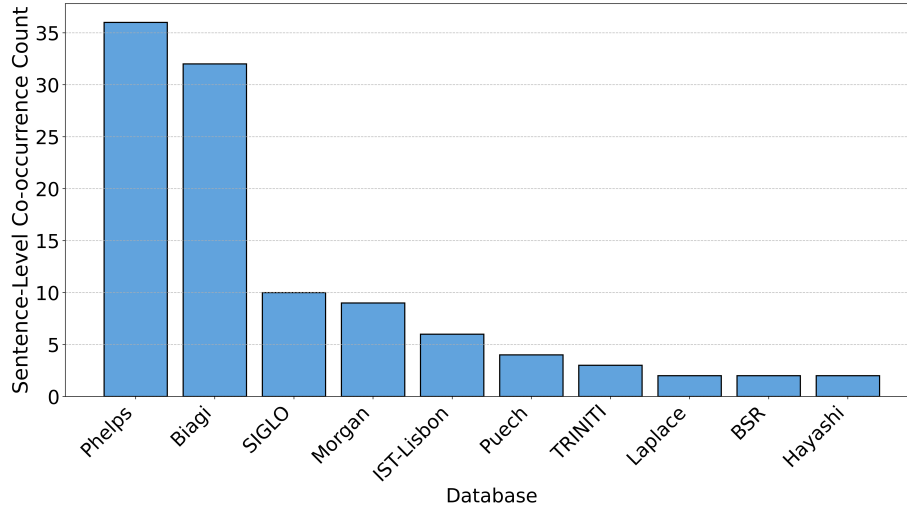


Figure 12: Top ten LXCat databases that co-occur most frequently with the BOL-SIG+ solver at the sentence level. These co-occurrences reflect instances where the solver and a database are referenced in proximity, indicating practical coupling of data and modeling tools in simulation workflows.

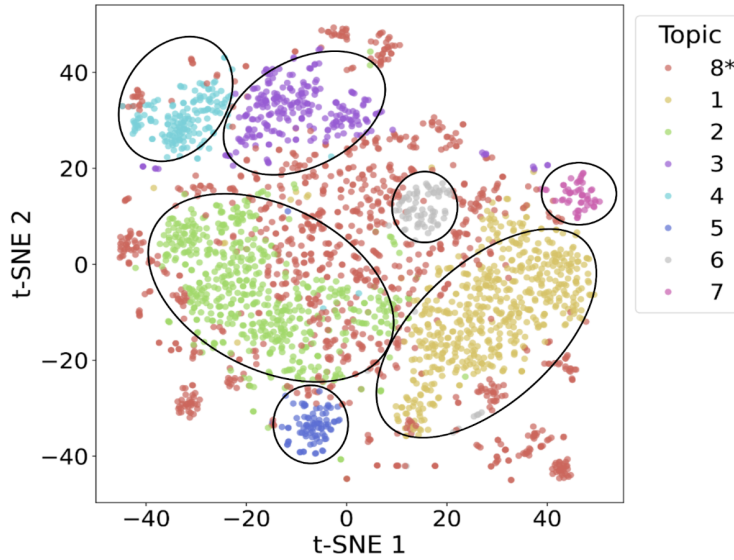


Figure 13: t-SNE visualization of BERTopic-derived thematic clusters from the LXCat-citing corpus. Topic 8* reflects documents with diffuse or overlapping themes, while the remaining topics correspond to coherent and recurring research areas.

Table 2: Thematic clusters or topics extracted by BERTopic.

Topic No.	Top Words	Topic Name
1	cross, section, electron, energy, scattering, data, ev, coefficient, ionization, collision	Electron Collision & Cross Sections
2	electron, discharge, density, plasma, field, streamer, electric, figure, simulation, voltage	Discharges & Plasma Dynamics
3	co2, plasma, conversion, catalyst, reaction, co, energy, gas, temperature, vibrational	CO ₂ Conversion & Catalysis
4	ignition, reaction, flame, plasma, specie, discharge, pulse, energy, temperature, radical	Plasma Combustion & Ignition
5	thruster, plasma, magnetic, electron, ion, simulation, plume, case, thrust, domain	Plasma Thrusters & Space Propulsion
6	data, plasma, model, research, example, physic, community, standard, science, used	Plasma Data, Modeling & Tools
7	system, radiation, process, condensed, multiscale, matter, md, particle, molecular, approach	Condensed Matter & Multiscale Sims
8*	plasma, electron, model, ion, density, energy, field, reaction, gas, specie	Miscellaneous

The topic modeling analysis using BERTopic on full-text documents revealed eight coherent thematic clusters within the corpus of LXCat-related publications, as summarized in Table 2. These topics capture both the scientific focus areas and the methodological frameworks prevalent in the literature. Figure 13 presents a two-dimensional t-SNE projection of the BERTopic generated clusters. The visual structure reveals semantically coherent groupings, with Topics 1 and 2 focusing on electron collisions and discharge dynamics occupying the densest and most expansive regions. Application focused topics, including CO₂ conversion (Topic 3), plasma combustion (Topic 4), and space propulsion (Topic 5), appear as discrete and bounded clusters. Thematic areas around modeling tools and multiscale methods (Topics 6 and 7) are also well-separated, while Topic 8* comprises more diffusely located points, capturing texts that do not align strongly with dominant topical axes. From an ORI standpoint, these results validate the breadth of LXCat’s engagement across diverse subdomains and illustrate the role of ORI infrastructure in sustaining thematically differentiated yet interoperable research directions.

Taken together, the analyses presented in this section provide a multidimensional view of LXCat as a mature and evolving ORI infrastructure. Importantly, these findings were made possible by a full-text, NLP driven approach that captures actual usage contexts offering a more granular and usage aware alternative to traditional citation metrics. This positions LXCat not just as a data repository, but as a dynamic infrastructure actively shaping knowledge production across the LTP research lifecycle.

6 Discussion

The results presented in this study indicate that LXCat functions as a mature ORI infrastructure that is increasingly getting embedded within data-driven LTP research and validation practices. The prominence of a small number of trusted databases, alongside the increasing prevalence of multi-database usage, suggests an evolution of community norms toward data reliability, cross-validation, reproducibility and emergence of shared standards. The observed co-occurrence between specific chemical species, curated databases, and tools such as BOLSIG+ further illustrates how ORI infrastructures shape not only what data are accessed, but how they are operationalized within scientific research. In this sense, LXCat usage shows how domain-specific open data platforms can evolve into epistemic infrastructures that embed data, tools, and practices within a shared research ecosystem. This integrative role aligns closely with broader ORI objectives of promoting transparency, accountability, and reproducibility across the research lifecycle. Importantly, the contributions of this study extend beyond a domain-specific impact assessment of LXCat. By applying full-text NLP driven scientometric analysis to a large corpus of publications citing foundational LXCat papers, we uncover patterns of data reuse, methodological dependence, and thematic evolution that remain largely invisible to conventional citation based indicators. Traditional scientometric approaches,

which rely primarily on abstract level metadata and citation counts are effective for measuring scholarly visibility but offer limited insight into how ORI is actually used in practice or how datasets are combined, which tools depend on them, and how infrastructure roles evolve over time. From a broader ORI standpoint, these findings demonstrate how open, community-driven data platforms function as active components of knowledge production rather than static information storage portals. The framework presented here provides a means to interrogate this active role empirically, offering a more fine-grained understanding of ORI impact. Although LXCat and the plasma science community serve as the empirical focus of this study, the proposed framework is intentionally domain-agnostic. Core components of the pipeline including gas species entity extraction, dataset mention disambiguation, software and tool detection, author affiliation retrieval, and topic modeling can be readily adapted to other ORI contexts. For example, chemical species extraction can be mapped to genes, proteins, or materials in other disciplines, solver identification corresponds to detecting domain-specific software tools, and database mention analysis generalizes naturally to repositories such as the Protein Data Bank, GenBank, OpenCitations, or large-scale Earth system data portals. This cross-domain mapping, summarized in Table 3, highlights the broad applicability of the approach. Beyond methodological generalizability, the findings carry potential

Table 3: Mapping of LXCat-specific components to broader Open Research Information (ORI) functions

Component used in this study (LXCat specific)	Function in this Study	Corresponding ORI Component
Chemical species extraction	Identifies gases used in LTP research	Domain entities applicable in other areas of research
Database mention extraction	Tracks data usage patterns	Repository/database/dataset mentions in other OpenData Projects
BOLSIG+ solver detection	Captures LTP modeling tool and open data coupling	Software/workflow identification such as simulation codes, analysis pipelines etc.
Topic modeling	Reveals thematic research trajectories in LTP	Research direction mapping and cross-disciplinary ORI studies
Country affiliation analysis	Measures LXCat global participation and impact	Equity and geographic inclusion for ORI policy, governance and future development
Full-text NLP pipeline	Captures implicit data use	Usage-aware scientometrics beyond citation-based evaluation

implications for the design, governance, and sustainability of ORI infrastructures. From a policy perspective, the proposed methodology offers developers,

funders, and policymakers a data-driven mechanism to monitor adoption of open data portals, identify gaps in coverage, and provide implicit signals of community priorities. Such evidence based insights can complement existing assessment frameworks and support more responsive and sustainable evolution of ORI systems.

7 Conclusion

This study presents the first full-text, NLP-enabled scientometric assessment of LXCat (an open-access, web-based platform designed to store, curate, display, and distribute data both for modeling and for interpretation of LTP experiments.), positioning it as a paradigmatic example of an ORI infrastructure embedded within a scientific research ecosystem. By analyzing approximately 400 full-text research articles citing foundational LXCat publications, we demonstrate how LXCat has evolved from a data repository into a community-wide infrastructure that informs, supports, and shapes modeling practices, data workflows, and thematic research directions.

Our integrated methodology-encompassing chemical species extraction, citation-context mining, solver and database co-mention analysis, and topic modeling-provides a multi-layered view of LXCat’s role in the research lifecycle. The results reveal consistent patterns of data reuse, strong coupling between electron collision databases and modeling tools (notably BOLSIG+), and the emergence of co-occurring species clusters relevant to key application domains. Topic modeling reveals that LXCat is deeply embedded across both fundamental and applied research domains, spanning studies from collision chemistry to applications in plasma catalysis, combustion, and space propulsion. Importantly, these insights were enabled by full-text analysis, capturing forms of usage and integration not observable through citation counts alone.

From an ORI perspective, LXCat exemplifies the transition from static data hosting to dynamic epistemic infrastructure. The LTP community’s reliance on a small set of well-established databases (e.g., Phelps, Biagi) underscores the need for continued curation, expansion, and validation to support emerging research priorities. At the same time, the increasing incidence of multi-database usage and solver-data integration highlights the potential for advancing cross-validation, and FAIR-aligned practices within the field. The results presented in this paper offer key insights into several pathways for further strengthening LXCat’s role as a sustainable research infrastructure. Future research could focus on (i) expanding coverage to underrepresented species and reactions (ii) developing quantitative indicators of dataset quality and reliability, (iii) tracing data reuse pathways from LXCat into experimental design and industrial applications, (iv) extending NLP based impact studies to capture software/tool integration beyond BOLSIG+, (v) fostering community wide protocols for establishing standards for metadata, dataset annotation, benchmarking and uncertainty quantification, (vi) supporting integration with machine learning workflows and (vii) to develop interactive dashboards for realtime monitoring of

species/database trends. Addressing these directions would possibly enhance LXCat’s value as a community resource and will further strengthen LXCat’s role as a FAIR-aligned open science infrastructure for the global LTP community. In summary, this work highlights LXCat’s transformation from a data repository into an enabling infrastructure that has redefined community practices around data sharing and reuse in plasma science. By systematically quantifying its scientific impact, we provide both a reflective assessment of its achievements, translational impact of open plasma data and a roadmap for its future evolution.

In summary, this work demonstrates how a full-text, NLP-based framework can bring out fine-grained indicators of ORI infrastructure usage and influence. By doing so, we position LXCat not merely as a dataset repository, but as a shared, evolving infrastructure that anchors modeling standards, fosters data-driven discovery, and promotes reproducibility across the global LTP research community. The methodology introduced here is broadly transferable and can be adapted to evaluate other ORI infrastructures beyond plasma science. Key components-such as entity-level tracking, database disambiguation, and thematic clustering-offers reusable templates for domain-agnostic analysis of data infrastructure impact. Thus, beyond evaluating the role of an ORI within a domain-specific research ecosystem, this work contributes a scalable and transferable framework for future studies of ORIs.

Code Availability

The brief details of this project, with code availability can be found on our web page GICS Codes. The website also consists GitHub repository, which includes modules for metadata extraction, full-text conversion (PDF to JSON / Markdown / TXT), chemical entity extraction, database and solver mention detection, topic modeling using BERTopic, and country-level author affiliation analysis, as outlined in figure 1. Documentation and example scripts are provided to facilitate reproducibility and adaptation to related datasets. For further details or collaboration inquiries, researchers are encouraged to contact the corresponding author. Contributions to this open-source project are welcome.

Acknowledgment

The authors gratefully acknowledge Prof. Leanne Pitchford (LAPLACE, CNRS & Université de Toulouse, France) for her constructive feedback and valuable LXCat related discussions during the development of this work. Authors also acknowledge Agam Shah (Georgia Institute of Technology, USA) for valuable NLP related suggestions. In addition, the authors acknowledge the Information and Library Network (INFLIBNET) Centre, Gandhinagar, India, for providing access to the Scopus database, which was essential in the data collection phase of this research.

References

- [1] I. Adamovich, S. Agarwal, E. Ahedo, L. L. Alves, S. Baalrud, N. Babaeva, A. Bogaerts, A. Bourdon, P. J. Bruggeman, C. Canal, et al. The 2022 plasma roadmap: low temperature plasma science and technology. *Journal of Physics D: Applied Physics*, 55(37):373001, 2022.
- [2] I. Adamovich, S. D. Baalrud, A. Bogaerts, P. J. Bruggeman, M. Cappelli, V. Colombo, U. Czarnetzki, U. Ebert, J. G. Eden, P. Favia, et al. The 2017 plasma roadmap: Low temperature plasma science and technology. *Journal of Physics D: Applied Physics*, 50(32):323001, 2017.
- [3] R. Anirudh, R. Archibald, M. S. Asif, M. M. Becker, S. Benkadda, P.-T. Bremer, R. H. Bude, C.-S. Chang, L. Chen, R. Churchill, et al. 2022 review of data-driven plasma science. *IEEE Transactions on Plasma Science*, 51(7):1750–1838, 2023.
- [4] P. Araujo, M. Heers, and M. Jaekel. Perspectives on recognizing open research data in research assessment. *Science and Public Policy*, 12 2025.
- [5] P. Arzberger, P. Schroeder, A. Beaulieu, G. Bowker, K. Casey, L. Laaksonen, D. Moorman, P. Uhler, and P. Wouters. An international framework to promote access to data. *Science (New York, N.Y.)*, 303:1777–8, 04 2004.
- [6] D. M. Blei, A. Y. Ng, and M. I. Jordan. Latent dirichlet allocation. *Journal of machine Learning research*, 3(Jan):993–1022, 2003.
- [7] C. Borgman, P. Darch, A. Sands, I. Pasquetto, M. Golshan, J. Wallis, and S. Traweek. Knowledge infrastructures in science: data, diversity, and digital libraries. *International Journal on Digital Libraries*, pages 1–21, 07 2015.
- [8] F. Boyle and D. Sherman. Scopustm: The product and its development. *The Serials Librarian*, 49(3):147–153, 2006.
- [9] J. F. Burnham. Scopus database: a review. *Biomedical digital libraries*, 3(1):1–8, 2006.
- [10] R. J. Campello, D. Moulavi, and J. Sander. Density-based clustering based on hierarchical density estimates. In *Pacific-Asia conference on knowledge discovery and data mining*, pages 160–172. Springer, 2013.
- [11] E. Carbone, W. Graef, G. Hagelaar, D. Boer, M. M. Hopkins, J. C. Stephens, B. T. Yee, S. Pancheshnyi, J. Van Dijk, and L. Pitchford. Data needs for modeling low-temperature non-equilibrium plasmas: the lxcat project, history, perspectives and a tutorial. *Atoms*, 9(1):16, 2021.
- [12] O. Coordination. *Roadmap for the Funding of Open Science and Research*. 10 2025.

- [13] Datalab-to. Marker.
- [14] M. E. Falagas, E. I. Pitsouni, G. A. Malietzis, and G. Pappas. Comparison of pubmed, scopus, web of science, and google scholar: strengths and weaknesses. *The FASEB journal*, 22(2):338–342, 2008.
- [15] Z. Feng, N. Verdigué, L. Di Costanzo, D. S. Goodsell, J. D. Westbrook, S. K. Burley, and C. Zardecki. Impact of the protein data bank across scientific disciplines. *Data science journal*, 19:25–25, 2020.
- [16] M. Grootendorst. Bertopic: Neural topic modeling with a class-based tf-idf procedure. *arXiv preprint arXiv:2203.05794*, 2022.
- [17] G. Hagelaar and L. C. Pitchford. Solving the boltzmann equation to obtain electron transport coefficients and rate coefficients for fluid models. *Plasma sources science and technology*, 14(4):722, 2005.
- [18] L. Himanen, A. Geurts, A. S. Foster, and P. Rinke. Data-driven materials science: status, challenges, and perspectives. *Scientific Data*, 7(1):1–15, 2020.
- [19] International Organization for Standardization. Iso 3166 - country codes. <https://www.iso.org/iso-3166-country-codes.html>, 2020. Accessed: 2026-01-18.
- [20] V. Jetly and B. Chaudhury. Extracting electron scattering cross sections from swarm data using deep neural networks. *Machine Learning: Science and Technology*, 2(3):035025, 2021.
- [21] L. Mentel. mendelev - a python package with properties of chemical elements, ions, isotopes and methods to manipulate and visualize periodic table. <https://github.com/lmmentel/mendelev>, 2021. Version 1.1.0.
- [22] P. Murray-Rust. Open data in science. *Nature Precedings*, pages 1–1, 2008.
- [23] National Academies of Sciences and Medicine and Global Affairs and Board on Research Data and Committee on Toward an Open Science Enterprise. Open science by design: Realizing a vision for 21st century research. 2018.
- [24] National Center for Biotechnology Information (NCBI). Pubchem. <https://pubchem.ncbi.nlm.nih.gov/>.
- [25] National Research Council and Division on Engineering and Physical Sciences and Commission on Physical Sciences and Mathematics and Applications and Panel on Database Needs in Plasma Processing. *Database Needs for Modeling and Simulation of Plasma Processing*. National Academies Press, 1996.

- [26] S. Pancheshnyi, S. Biagi, M.-C. Bordage, G. Hagelaar, W. Morgan, A. Phelps, and L. C. Pitchford. The lxcat project: Electron scattering cross sections and swarm parameters for low temperature plasma modeling. *Chemical Physics*, 398:148–153, 2012.
- [27] L. C. Pitchford, L. L. Alves, K. Bartschat, S. F. Biagi, M.-C. Bordage, I. Bray, C. E. Brion, M. J. Brunger, L. Campbell, A. Chachereau, et al. Lxcat: An open-access, web-based platform for data needed for modeling low temperature plasmas. *Plasma Processes and Polymers*, 14(1-2):1600098, 2017.
- [28] G. Salton and C. Buckley. Term-weighting approaches in automatic text retrieval. *Information processing & management*, 24(5):513–523, 1988.
- [29] R. Schroeder. e-research infrastructures and open science: Towards a new system of knowledge production? 1. *Prometheus*, 25:1–17, 03 2007.
- [30] A. Sharma, L. Varghese, and B. Chaudhury. Electron–neutral cross-section data variability and uncertainty quantification in 2d-3 v pic-mcc simulations of low temperature plasmas. *Journal of Physics D: Applied Physics*, 59, 12 2025.
- [31] M. C. Swain and J. M. Cole. Chemdataextractor: A toolkit for automated extraction of chemical information from the scientific literature. *Journal of Chemical Information and Modeling*, 56(10):1894–1904, 2016.
- [32] A. Tejero-del Caz, V. Guerra, D. Gonçalves, M. L. Da Silva, L. Marques, N. Pinhao, C. D. Pintassilgo, and L. L. Alves. The lisbon kinetics boltzmann solver. *Plasma Sources Science and Technology*, 28(4):043001, 2019.
- [33] R. T. Thibault, O. B. Amaral, F. Argolo, A. E. Bandrowski, A. R. Davidson, and N. I. Drude. Open science 2.0: Towards a truly collaborative research ecosystem. *PLoS Biology*, 21(10):e3002362, 2023.
- [34] J. Trieschmann, L. Vialetto, and T. Gergs. Machine learning for advancing low-temperature plasma modeling and simulation. *arXiv preprint arXiv:2307.00131*, 2023.
- [35] M. M. Turner et al. Data-driven plasma science: Opportunities and challenges. *IEEE Transactions on Plasma Science*, 51(9):3785–3799, 2023.
- [36] Z. Wang, J. L. Peterson, C. Rea, and D. Humphreys. Special issue on machine learning, data science, and artificial intelligence in plasma research. *IEEE Transactions on Plasma Science*, 48(1):1–2, 2020.
- [37] M. D. Wilkinson, M. Dumontier, I. J. Aalbersberg, G. Appleton, M. Axton, A. Baak, N. Blomberg, J.-W. Boiten, L. B. da Silva Santos, P. E. Bourne, et al. The fair guiding principles for scientific data management and stewardship. *Scientific Data*, 3(1):1–9, 2016.

- [38] J. Zhang, C. Chen, and M. S. Vogeley. The use of scientific data: a content analysis. *Proceedings of the American Society for Information Science and Technology*, 47(1):1–2, 2010.
- [39] A. Zuiderwijk, R. Shinde, and W. Jeng. What drives and inhibits researchers to share and use open research data? a systematic literature review to analyze factors influencing open research data adoption. *PLOS ONE*, 15:e0239283, 09 2020.