

““

# Test vs Mutant: Adversarial LLM Agents for Robust Unit Test Generation

PENGYU CHANG\*, Shanghai Jiao Tong University, China Carnegie Mellon University, USA

YIXIONG FANG\*, Shanghai Jiao Tong University, China Carnegie Mellon University, USA

SILIN CHEN, Shanghai Jiao Tong University, China

YULING SHI, Shanghai Jiao Tong University, China

BEIJUN SHEN, Shanghai Jiao Tong University, China

XIAODONG GU<sup>†</sup>, Shanghai Jiao Tong University, China

Software testing is a critical, yet resource-intensive phase of the software development lifecycle. Over the years, various automated tools have been developed to aid in this process. Search-based approaches typically achieve high coverage but produce tests with low readability, whereas large language model (LLM)-based methods generate more human-readable tests but often suffer from low coverage and compilability. While the majority of research efforts have focused on improving test coverage and readability, little attention has been paid to enhancing the robustness of bug detection, particularly in exposing corner cases and vulnerable execution paths. To address this gap, we propose ADVERTEST, a novel adversarial framework for LLM-powered test case generation. ADVERTEST comprises two interacting agents: a test case generation agent ( $\mathcal{T}$ ) and a mutant generation agent ( $\mathcal{M}$ ). These agents engage in an adversarial loop, where  $\mathcal{M}$  persistently creates new mutants “hacking” the blind spots of  $\mathcal{T}$ ’s current test suite, while  $\mathcal{T}$  iteratively refines its test cases to “kill” the challenging mutants produced by  $\mathcal{M}$ . This interaction loop is guided by both coverage and mutation scores, enabling the system to co-evolve toward both high test coverage and bug detection capability. Experimental results in the Defects4J dataset show that our approach improves fault detection rates by 8.56% over the best existing LLM-based methods and by 63.30% over EvoSuite, while also improving line and branch coverage.

## 1 Introduction

Unit testing is a critical and resource-intensive phase in the software development lifecycle, forming the foundation for building robust software. However, writing high-quality unit tests remains a tedious and time-consuming task for developers [6, 7]. The goal of automated test case generation is to alleviate this burden by generating high-quality test cases that can cover diverse program behaviors and detect faults efficiently.

There have been various approaches for automated test case generation, such as random testing [43], symbolic execution [9, 39, 52], property-based testing [8, 13], and search-based software testing (SBST) [20, 38]. While these traditional methods can achieve substantial code coverage, they often fall short in producing tests that are easy to understand and maintain. As a result, they can increase developer effort for debugging and comprehension, as well as generate too few assertions for effective fault detection.

In recent years, the growing capabilities of LLMs to generate human-readable code have provided new opportunities for automated test case generation. For instance, UTGen [18] integrates LLMs into the SBST process, yielding tests that are both effective and understandable. Similarly, CodaMosa

\*This work was completed while the authors were studying at Shanghai Jiao Tong University.

<sup>†</sup>Corresponding author.

Authors’ Contact Information: Pengyu Chang, Shanghai Jiao Tong University, Shanghai, China and Carnegie Mellon University, Pittsburgh, PA, USA, pengyuch@andrew.cmu.edu; Yixiong Fang, Shanghai Jiao Tong University, Shanghai, China and Carnegie Mellon University, Pittsburgh, PA, USA, yixiong@cs.cmu.edu; Silin Chen, Shanghai Jiao Tong University, Shanghai, China, csolow@gmail.com; Yuling Shi, Shanghai Jiao Tong University, Shanghai, China, yuling.shi@sjtu.edu.cn; Beijun Shen, Shanghai Jiao Tong University, Shanghai, China, bjshen@sjtu.edu.cn; Xiaodong Gu, Shanghai Jiao Tong University, Shanghai, China, xiaodong.gu@sjtu.edu.cn.

[35] addresses the fitness plateau problem in search-based testing by incorporating LLMs into the test generation process. As a result, CodaMosa outperforms its baseline methods, such as Pygoblin [38] and Codex [11], in terms of code coverage. Additionally, HITS [57] demonstrates LLM’s ability to generate high-coverage tests for complex methods by generating tests slice by slice.

However, most existing work, as discussed above, primarily evaluates generated tests based on code coverage metrics. Few studies focus on improving the bug detection capability, especially in terms of robustness against edge cases or boundary conditions. It is widely acknowledged that high coverage does not necessarily equate to strong fault detection [10, 22, 24]. Recent LLM-based studies typically rely on environmental feedback to iteratively improve their test suites. However, most of these methods use only compiler error messages or coverage metrics for prompt refinement [12, 26]. This approach often overlooks logical or semantic faults because coverage metrics only quantify the extent of code execution, not whether the correctness of that execution is rigorously verified. Consequently, a high coverage test suite may still fail to distinguish between correct and incorrect program behaviors.

To address these gaps, we turn to mutation testing (MT), a white-box testing technique that evaluates the ability of a test suite to detect faults. MT injects artificial faults, called *mutants*, into the program by making slight, grammatically correct changes to the code. The test suite is then executed on both the original program and each mutant, with any test that produces a different outcome on a mutant being counted as having “killed” that mutant. The mutation score (MS) is the ratio of killed mutants to the total number of generated mutants.

Building on these insights, we propose **ADVERTEST**, a **Mutation-guided, Adversarial, LLM-driven, Dual-agent** unit test generation framework designed to enhance bug detection capabilities. Our approach integrates mutation testing into the unit test generation process using an **adversarial framework**. The framework consists of two LLM-based agents: a *Test Case Generation Agent* ( $\mathcal{T}$ ), which aims to create a high-quality test suite to detect bugs, and a *Mutant Generation Agent* ( $\mathcal{M}$ ), which generates mutants to avoid being detected by Agent  $\mathcal{T}$ . During the iterative generation process, Agent  $\mathcal{M}$  persistently creates new mutants “hacking” the current blind spots of  $\mathcal{T}$ ’s test suite, while Agent  $\mathcal{T}$  iteratively refines its test cases to “kill” the challenging mutants produced by  $\mathcal{M}$ . The agents evolve along a **bidirectional feedback** loop, where their interaction is guided by both the test coverage and mutation scores (MS). Surviving mutants—mutants that are not killed by the current test suite—are provided to Agent  $\mathcal{T}$ , which refines the test cases to detect these mutants. Additionally, coverage information and surviving mutants are fed back into Agent  $\mathcal{M}$ , helping it focus on the weak points of  $\mathcal{T}$ ’s test suite. The adversarial loop continues until a predefined iteration limit is reached.

We evaluate ADVERTEST on real-world Java projects from Defects4J [33] and GrowingBugs [28–30]). The datasets contain genuine defects, providing a more rigorous assessment of the practical effectiveness. We compare the fault detection rate of ADVERTEST with state-of-the-art approaches such as HITS [57], ChatUniTest [12], and EvoSuite [20]. The results show that ADVERTEST significantly outperforms baseline methods in terms of bug detection, while maintaining a comparable line and branch coverage. Additionally, we conduct ablation studies to isolate the impact of key components and hyperparameters, including mutation testing, the LLM-based mutant generator, the iteration count, and the selection of different LLMs. The results confirm the importance of each component in ADVERTEST.

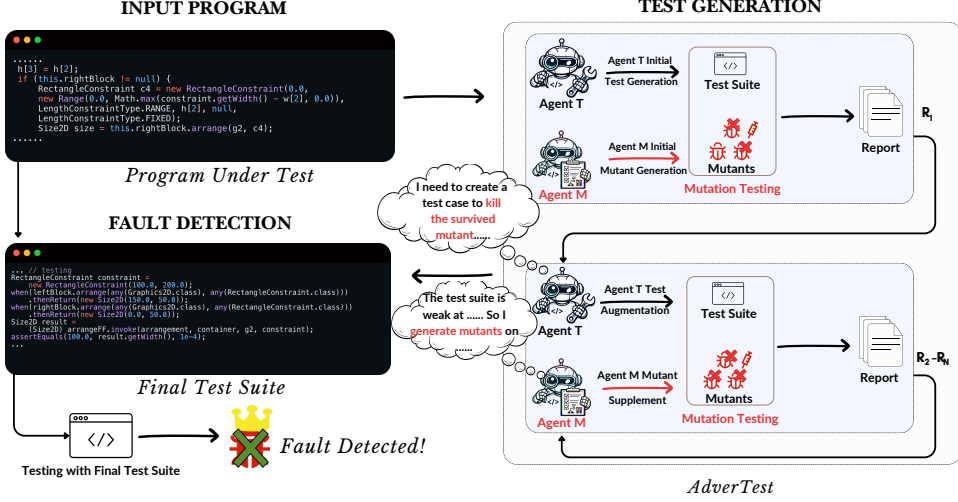


Fig. 1. Overview of ADVERTest. Agents T and M alternatively generate tests and create mutants, guided by coverage and mutation-score feedback.

In summary, our key contributions are as follows:

- We propose ADVERTest, an adversarial dual-agent framework in which two LLM-driven agents generate mutants and test cases with bidirectional feedback on mutation scores and coverage.
- We evaluate ADVERTest on Java benchmarks drawn from real-world projects (Defects4J [33] and GrowingBugs [28–30]), demonstrating up to an 8.56% increase in fault detection over state-of-the-art LLM and search-based methods, while maintaining comparable coverage levels.
- We make ADVERTest publicly available online [4] to facilitate replication and future extensions.

## 2 Related Works

### 2.1 Automated Test Case Generation

Automated unit test generation has progressed from early heuristic approaches to advanced AI-driven methods. Traditional techniques such as feedback-directed random testing (e.g., Randoop [43]) and search-based tools (e.g., EvoSuite [20]) achieve high code coverage but often produce tests that are hard to maintain or understand. To improve quality, researchers reframed test generation as a code synthesis task solvable with machine learning. For example, Tufano *et al.* trained a transformer model on code–test pairs (AthenaTest) to automatically generate JUnit tests for a given method [54]. Subsequent neural approaches introduced refinements: A3Test added assertion knowledge and naming consistency checks to improve correctness [1], and other systems (e.g., ConTest, TeCo, CAT-LM) enhanced semantic understanding and output readability [40, 44, 55].

The emergence of LLMs has further accelerated progress. Empirical studies showed that modern code-generating LLMs (e.g., Codex or GPT-3.5) can produce unit tests in a human-like style [48],

but they struggled to achieve high coverage on complex code and often introduced “test smells” (redundant or trivial tests) [49]. To better harness LLMs, researchers have integrated these models with program analysis and feedback. For instance, tools like TESTPILOT and CHATUNITEST pair LLM-based generation with static analysis and verification loops to produce valid, high-coverage tests [12, 46]. Hybrid strategies have also emerged: for example, CODAMOSA invokes an LLM when a search-based test generator hits a coverage plateau, generating tests for hard-to-cover functionality [35]. Additionally, some frameworks use an iterative loop where an LLM refines its tests based on feedback from prior test runs (e.g., coverage gaps or errors) [26, 47]. COVERUP uses coverage rate as a feedback and achieves a higher coverage than CODAMOSA on most modules [3]. These LLM-driven techniques are yielding test suites that are not only more readable but also more effective at finding bugs, with substantial gains in coverage and fault detection reported in both research and industry [2].

Unlike prior LLM-based generators that use one-way feedback (e.g., compiler errors or coverage gaps) to refine tests, ADVERTEST introduces a second LLM that creates context-aware mutants and engages the test generator in an adversarial loop. This bidirectional loop, guided by explicit mutation-score and coverage thresholds, pushes each agent to close the other’s blind spots and yields more robust fault detection.

## 2.2 Mutation Testing

Mutation testing evaluates a test suite’s rigor by seeding artificial faults (mutants) into the program and checking if the tests detect them [19]. In the classical approach, developers apply simple code modifications (mutation operators) to produce mutants, then run the suite on each mutant; the fraction of mutants causing test failures (the mutation score) indicates the suite’s fault-detection effectiveness [14, 34].

MT has long been used in traditional automated test generation workflows; for example, EvoSuite [20] applies mutation testing to synthesize assertions. In LLM-based methods, the effects of MT have not yet been thoroughly explored. MuTAP [15] was the first to explore the generation of LLM-based test cases with mutation testing. MuTAP integrates surviving mutants into LLM prompts to improve fault detection, but was evaluated solely on HumanEval [11] and Refactory [25], a dataset of student submitted buggy programs, not on industrial scale projects. Despite this narrow scope, MuTAP achieved notable gains in both mutation score and bug detection rate. Recently, Harman et al. utilized LLM-generated mutants in test generation, but it is not adversarial and evolutionary [23]. Barboni et al. employ an ML model to evaluate the usefulness of each surviving mutant, then prompt them to LLM to generate test cases for smart contracts [5].

Building on this idea, large pre-trained models have been employed to generate mutants without manual rule design. For instance,  $\mu$ BERT repurposes a Transformer-based code model (CodeBERT) to suggest likely mutations by predicting masked tokens in code. LLMORPHEUS prompts an LLM to inject diverse bugs into code [17, 53].

Studies have shown that LLM-generated mutants are more diverse and effective at revealing bugs than those from conventional tools: Wang *et al.* report that GPT-4 mutants improved real fault detection by nearly 30% over the best rule-based approach in a benchmark evaluation [56]. Similarly, LLM-created mutants often mimic real vulnerabilities, breaking the same test cases as the actual faults [21].

ADVERTEST further utilizes LLM generated mutants in the test case generating process. By replacing fixed mutation operators with an LLM and alternating test and mutant reinforcement, ADVERTEST is one of the first frameworks to couple adversarial LLM test generation with LLM mutant generation, outperforming both search-based tools and earlier LLM methods on real-world defects.

### 3 Methodology

In this section, we introduce **ADVERT**, an adversarial mutation-guided unit test generation framework in detail.

#### 3.1 Framework Overview

Figure 1 illustrates the overall framework of ADVERT, which consists of an adversarial loop between a *Test Case Generation Agent* ( $\mathcal{T}$ ) and a *Mutant Generation Agent* ( $\mathcal{M}$ ). These agents iteratively refine the test suite and generate increasingly challenging mutants. The specific mechanisms of these components and the iterative process are detailed in Sections 3.2-3.7.

#### 3.2 Initial Test Suite Generation

Given a target program  $P$ , the agent  $\mathcal{T}$  is instructed to generate an initial test suite  $T$ . The generation prompt consists of three components: (1) a high-level instruction (e.g., “generate unit tests for the following program”), (2) the complete source code of the program under test, and (3) relevant contextual information, such as surrounding method signatures and class constructors. The full prompt template is designed as follows:

#### Prompt Template for Initial Test Suite Generation

##### [Instruction]

You are an expert Java developer and software tester. Your task is to generate full JUnit test methods for a given Java method inside a Java class. Follow these steps to ensure comprehensive and effective test coverage:

- (1) **Analyze the Java Method:**  
...
- (2) **Design Test Cases:**  
...
- (3) **Implement the Test Method:**  
...

##### [Example]

(An Example of a Java Method and corresponding Test Case)

##### [Task Inputs]

Given the following Java method, generate a complete JUnit test method that thoroughly tests the method. Utilize your reasoning ability to ensure that all possible scenarios and edge cases are considered.

**Input Java Method ({method\_name}):**

method\_body: {method\_code}

**Class Context:**

- **Other Class Variables:** {class\_variables}
- **Other Methods in the Class (no method body shown):** {method\_info}
- **Constructors of the class object:** {Constructors}

##### [Guidelines]

(Specific Guidelines for generation, including Java and JUnit version and output format)

As an example, we show the prompt template for Agent  $\mathcal{T}$ ’s initial test case generation. In the Instruction part, we assign the agent’s specific roles, Java developer and software testing engineer, and give an initial description of their tasks. Then, we apply a chain-of-thought (CoT)[58] inspired approach to outline the procedures and guidelines that they should follow. In the Example section, we provide a few examples for a model to learn how to generate test cases. In the Task

Inputs section, we provide a detailed task description along with all the necessary contextual information. Finally, the Guidelines section offers targeted guidance, including the exact versions of any required software packages and other relevant details. Our methodology follows an iterative prompt engineering process, where each prompt is tested and refined based on observed results. The targeted guidance in the Guidelines section also incorporates common failure modes previously exhibited during the process, which we manually identified and embedded in the prompt, to significantly reduce the likelihood of repeated errors.

Following previous works of ChatUniTest [12] and HITS [57], each initial test case undergoes a repair process to ensure that only syntactically valid and runnable tests are included in the generated test suite  $T$ . The raw test cases are compiled and executed against the original program  $P$ . If the test fails to compile or execute, we apply 6 deterministic rules to fix them (e.g., fixing missing semicolons, balancing braces). The complete set of repair rules is provided in Appendix A.

Having applied all rules, the initial test is recompiled and re-executed. The process stops at the first successful revision.

If all rule-based attempts fail, we invoke an LLM-guided repair process for up to  $K$  rounds. In each round, an LLM is instructed with a bug fix prompt, consisting of the last candidate test and its corresponding compilation or runtime error messages. The LLM returns a revised version, which is again compiled and executed. The first syntactically correct and passing revision is accepted.

Following previous works [12, 57], we set  $K = 10$ . If a test cannot be repaired successfully within the allocated attempts, it is discarded.

It is worth noting that while all tests in  $T$  are compilable, they may still include runtime failures (e.g., assertion errors) by design, as these are often indicative of bugs in the program under test. Such failure-exposing tests are retained, as they are valuable for driving mutation testing and bug detection in subsequent phases.

### 3.3 Initial Mutant Generation

While Agent  $\mathcal{T}$  generates an initial test suite, Agent  $\mathcal{M}$  works in parallel to generate an initial set of mutants  $M$  for the program under test. The objective of this process is to generate a diverse collection of mutants that are both syntactically valid and semantically different from the original program.

The mutant generation process is conducted in a prompt-driven manner. Specifically, we instruct the LLM with a meticulously designed prompt comprising three components: (1) A natural language instruction of the mutation task, (2) The complete code context of the program  $P$ , and (3) A set of mutation examples formatted as JSON objects, each illustrating a valid single-line mutation. The few-shot examples are drawn from a previous work by Wang *et al.* [56], which curated mutation examples from the QuixBugs [36] benchmark, which was different from our evaluation dataset while being representative of bugs.

To further promote mutation diversity and correctness, we adopt prior research on prompt-based mutation [53, 56]. Specifically, we enforce a **single-line modification** constraint. This design choice is grounded in the two fundamental hypotheses of mutation testing: the *Competent Programmer Hypothesis* and the *Coupling Effect*. The latter asserts that “test data that distinguishes all programs differing from a correct one by only simple errors is so sensitive that it also distinguishes more complex errors” [19, 41]. By restricting mutants to single-line changes, we focus on these relatively simple errors, ensuring the generated test suite is sensitive enough to detect complex faults while minimizing the generation of uncompileable code common in unconstrained LLM generation [56].

Accordingly, we provide the following constraints in the instruction:

- Only one mutation is allowed per mutant.

- Each mutation must modify exactly one line of code.
- Redundant or meaningless mutations (e.g., altering comments or whitespace) are disallowed.
- Output format is strictly specified to enable parsing and integration into the mutation testing infrastructure.
- Previously generated mutants must not be repeated.

### Prompt Template for Initial Mutant Generation

#### [Instruction]

Below is a code snippet from a Java project. Your task is to generate `{MUT_NUM}` mutants for this code. (Note: A mutant refers to a syntactically valid variant with a subtle alteration used for software testing.)

#### [Input Code]

`{code}`

#### [Few-Shot Examples]

Refer to the following format for the expected output logic:

```
{
  "id": "1",
  "precode": "return depth==0;",
  "aftercode": "return true;",
  "line_number": 42
}
```

#### [Requirements]

- (1) Provide the generated mutants directly in the specified output format.
- (2) **Single Line Modification:** Ensure each mutant affects **only one line**. Pay strict attention to line breaks; statements may need to be split.
- (3) **Output Format:** Adhere strictly to the JSON format shown above.
- (4) **Uniqueness:** Do not generate duplicate mutants.
- (5) **No meaningless mutants:** Do not generate mutants that result in identical execution behavior to the original.

## 3.4 Mutation Testing

---

### Algorithm 1: Mutation Testing

---

**Input:** Program  $P$ , test suite  $T$ , mutants  $M$

**Output:** Surviving mutants  $M_s$ , coverage  $C$ , mutation score  $S$ , valid mutants  $M_o$

```

1  $M_s \leftarrow \{\}$ ;
2 foreach  $m \in M$  do
3   if  $m$  compiles then
4      $M_o \leftarrow M_o \cup \{m\}$ ;
5      $\Delta \leftarrow \text{RUNTESTS}(T, m)$ ;
6     if  $\Delta = \emptyset$  then
7        $M_s \leftarrow M_s \cup \{m\}$ ;
8     end
9   end
10 end
11  $C \leftarrow \text{COMPUTECOVERAGE}(T, P)$ ;
12  $S \leftarrow (|M_o| - |M_s|) / |M_o|$ ;
13 return  $(M_s, C, S, M_o)$ ;
```

---



Once the initial test suite  $T$  and the mutation set  $M$  have been generated, we perform mutation testing on the program under test  $P$  following Algorithm 1.

Let  $P$  denote the original (bug-free) program,  $M$  be the set of mutants created by Agent  $\mathcal{M}$ , and  $T$  the current test suite produced by Agent  $\mathcal{T}$ . For each mutant  $m \in M$ , we attempt to compile and execute it within a sandboxed environment (e.g., an instrumented JVM or isolated container runtime). Mutants that compile successfully and execute within a predefined time limit are deemed *valid* and added to the valid set  $M_v$  (Line 4).

We then execute the test suite  $T$  against each valid mutant  $m \in M_v$ . A mutant is considered **survived** if it exhibits no behavioral difference from the original program. Concretely, let  $\text{Fail}(T, x)$  denote the set of test cases in  $T$  that fail when executed on program  $x$ , a mutant  $m$  survives if:

$$\Delta = \text{Fail}(T, m) \setminus \text{Fail}(T, P) = \emptyset$$

All surviving mutants are added to the surviving set  $M_s$ . Conversely, remaining valid mutants that are detected by at least one test case are considered **killed**. Invalid mutants (e.g., those that fail to compile or time out) are discarded and do not contribute to the evaluation metrics.

This mutation testing process produces two key feedback signals: (1) the *mutation score*  $S = (|M_v| - |M_s|) / |M_v|$ , which quantifies how many mutants remain undetected by the current test suite, and (2) the *structural coverage*  $C$ , calculated as  $C = \frac{|E_{\text{covered}}|}{|E_{\text{total}}|}$ , which captures the ratio of executed structural elements (e.g., lines, branches) to the total number of coverable elements.

These metrics jointly drive the adversarial interaction between the two agents:

- Agent  $\mathcal{T}$  leverages the mutation score  $S$  to refine or regenerate test cases against surviving mutants  $M_s$ ;
- Agent  $\mathcal{M}$  leverages both  $S$  and  $C$  to craft new mutants in structurally weak or under-tested regions of the program.

Overall, mutation testing acts as the central feedback mechanism in ADVERTEST, enabling bidirectional improvement: it strengthens Agent  $\mathcal{T}$ 's test generation capabilities while guiding Agent  $\mathcal{M}$  to synthesize more challenging mutants. This adversarial loop drives the system toward progressively more robust and comprehensive test suites.

### 3.5 Test Suite Augmentation

The mutation testing produces a set of surviving mutants  $M_s$ , where each mutant  $m \in M_s$  represents a behavioral variation that the current test suite does not detect. These surviving mutants effectively expose the blind spots of  $T$ .

To fill these blind spots, we augment  $T$  by generating new tests aimed at “killing” each surviving mutant. Specifically, for each  $m \in M_s$ , we construct a mutant-aware prompt that summarizes the mutant in natural language (e.g. “original line: return x+y; mutated to return x-y;”), and provide this prompt to Agent  $\mathcal{T}$ . The agent is instructed to generate a test case that fails on the mutant variant  $P_m$  while passing on the original program  $P$ .

All generated test cases undergo the same test-repair loop as described in Section 3.2. This ensures that only syntax-correct, compilable, and behaviorally valid test cases are included in the augmented suite. Once repaired and validated, the new test is added to  $T$ . This process is repeated for each surviving mutant, gradually evolving the test suite toward higher fault-detection capability and robustness.

Importantly, we do *not* immediately re-evaluate each new test against its associated mutation after generation. Prior work [50] has shown that while immediate feedback can increase mutant detection rates, it comes at a substantial cost: up to  $\times 7.29$  higher LLM API token usage and significantly increased mutation testing time. Instead, we defer evaluation of newly added tests until the next



augmentation cycle. Mutants that still survive will be re-targeted in subsequent rounds by Agent  $\mathcal{T}$ , allowing us to eventually detect most mutants without incurring excessive computational and financial (the API cost) overhead.

Following this augmentation process, the resulting test suite,  $T^+$ , is free from syntax and compilation errors. This augmented suite is then either passed to the next iteration of the adversarial loop or returned as the final output if termination conditions (e.g., convergence, resource budget) are met.

### 3.6 Mutant Augmentation

The agent  $\mathcal{M}$  uses the two key feedback signals obtained from mutation testing: the set of surviving mutants  $M_s$  and the structural coverage map  $C$  to augment its mutant pool in two complementary directions.

1. *Augmentation by Uncovered Code.* Structural coverage  $C$  allows us to extract a set of uncovered lines  $L_u$ , which are code regions that remain untested by any case in  $T$ . These lines present latent risks, as they may contain faults that the current testing process has yet to examine. Agent  $\mathcal{M}$  proactively attacks these uncovered lines by generating new mutants at those locations, even in the absence of prior mutant feedback. This strategy forces the test suite to interact with previously ignored control paths and execution traces, thereby improving both code coverage and fault exposure.

2. *Augmentation by Surviving Mutants.* Generating new mutants solely based on structural coverage is often insufficient to provide Agent  $\mathcal{T}$  with actionable feedback. Even when a line of code is covered, it may still conceal faults. For example, when a test case executes a statement without asserting its effects, behavioral deviations remain undetected. As coverage increases, the available space for purely coverage-driven mutation gradually diminishes, limiting the effectiveness of further exploration.

In this regime, surviving mutants provide a valuable signal. Mutants in  $M_s$  indicate program locations where the current test suite  $T$  fails to detect behavioral divergence from the original program. These locations reveal structural weaknesses in the test suite that are not captured by coverage metrics alone. To exploit this signal, we first group surviving mutants by the specific lines of code they modify, thereby reducing redundancy and focusing mutation efforts on under-tested locations. For each group, we construct prompts that instruct the LLM to generate new and diverse mutations on the same line, while varying logic, constants, or operators. This strategy allows Agent  $\mathcal{M}$  to systematically explore a richer space of plausible faults rooted in a shared structural vulnerability, rather than repeatedly mutating already well-tested code.

By integrating mutation generation driven by both surviving mutants and coverage gaps, this augmentation mechanism ensures that the mutant process remains both adaptive (responding to observed weaknesses in the test suite) and exploratory (continuing to probe untested or weakly tested regions). This balance enables a more effective adversarial co-evolution between Agent  $\mathcal{T}$  and Agent  $\mathcal{M}$ , ultimately leading to more robust and discriminative test suites.

### 3.7 Adversarial Iteration Loop

The two agents interact through a structured adversarial loop (Algorithm 2) that runs for a predefined number of rounds  $N$ . At each iteration, the agents alternate their actions to progressively improve the test suite quality.

- **Test Suite Augmentation:** Agent  $\mathcal{T}$  acts first (Line 5) by generating new tests specifically designed to kill the surviving mutants ( $M_s$ ) identified in the evaluation step.

- **Mutant Augmentation:** Agent  $\mathcal{M}$  responds (Line 6) by synthesizing additional mutants to exploit blind spots in the code that remain uncovered or under-tested.

Once the loop completes ( $i = N$ ), the final action within the loop corresponds to Agent  $\mathcal{M}$ . To prevent the process from ending with a batch of unchecked mutants, we perform a final round of test suite augmentation (Line 9). This ensures that Agent  $\mathcal{T}$  always has the final move, guaranteeing that the returned test suite  $T$  has responded to the most recent adversarial inputs.

---

**Algorithm 2:** Main adversarial loop of ADVERTest
 

---

**Input:** Program  $P$ , prompts  $\pi_0, \mu_0, \lambda_0$ , max rounds  $N$   
**Output:** Final test suite  $T$

```

1  $T \leftarrow \text{GENTEST}(P, \pi_0, \lambda_0)$ ; // Agent  $\mathcal{T}$  plays initial move
2  $M \leftarrow \text{GENMUTANT}(P, \mu_0)$ ; // Agent  $\mathcal{M}$  plays initial move
3 for  $i \leftarrow 1$  to  $N$  do
4    $(M_s, C, S, M_o) \leftarrow \text{MUTATIONTESTING}(P, T, M)$ ; // Evaluate the state of the loop
   // Agent  $\mathcal{T}$  turn: Eliminate surviving mutants
5    $T \leftarrow \text{ENHANCETESTCASEBYMUTANTS}(T, M_s, \pi_0, \lambda_0)$ ;
   // Agent  $\mathcal{M}$  turn: Exploit blind spots
6    $M \leftarrow \text{ENHANCEMUTANTSByFEEDBACK}(M, T, C, \mu_0)$ ;
7 end
   // Ensure  $\mathcal{T}$  responds to  $\mathcal{M}$ 's last move
8  $(M_s, C, S, M_o) \leftarrow \text{MUTATIONTESTING}(P, T, M)$ ;
9  $T \leftarrow \text{ENHANCETESTCASEBYMUTANTS}(T, M_s, \pi_0, \lambda_0)$ ;
10 return  $T$ ;
```

---

## 4 Experimental Setup

We evaluate ADVERTest by addressing the following research questions:

- **RQ1:** How effective is ADVERTest in generating tests in real-world projects?
- **RQ2:** What is the individual contribution of each component of ADVERTest to overall effectiveness?
- **RQ3:** How do iterative rounds affect ADVERTest's effectiveness?

### 4.1 Datasets

We evaluate ADVERTest on Defects4J [33] and GrowingBugs [28–30], two datasets that provide authentic and reproducible defects in industrial-scale Java code bases. With a total of 20 different projects, 247 different bugs, 727 methods under test. This scale significantly surpasses the evaluations of previous work, such as HITS [57] (120 methods) and ChatUniTest [12] (264 methods).

*Defects4J.* Defects4J is a widely adopted benchmark of real, reproducible faults in open source Java projects [33]. In version 2.1.0, it comprises 835 more bugs drawn from 17 different and high quality projects, each paired with a corresponding fixed version and a comprehensive test suite. Each defect entry includes metadata such as affected files, trigger tests, and developer patches, allowing repeatable fault detection and repair experiments. In this experiment, we used 200 randomly sampled defects from all 17 projects. We also leverage Defects4J framework throughout our experiment and evaluation.

*GrowingBugs.* GrowingBugs is an extensible repository of real faults in open source Java projects built on top of the Defects4J infrastructure [33]. GrowingBugs automatically filters out non-functional changes from commit histories using the BugBuilder tool, enabling continuous expansion

of the dataset without human intervention [28, 29]. Previous studies have shown that patches extracted by the BugBuilder preserve the naturalness of real bugs and support robust empirical evaluations of testing and repair techniques [30]. To mitigate potential data leakage, we specifically selected all 3 projects that were introduced after the knowledge cutoff date of the LLM we use for that experiment. This subset comprises a total of 47 bugs and 89 methods under test.

## 4.2 Baselines

We compare ADVERTEST against four baseline methods, including two traditional methods and two state-of-the-art LLM-driven methods:

*Randoop* [43]. Randoop is a feedback-directed random test generator for Java that incrementally builds method call sequences based on observed program executions [43]. We configure Randoop under the default hyperparameters.

*EvoSuite* [20]. EvoSuite is a state-of-the-art search-based test generation tool for Java. It employs a genetic algorithm to evolve JUnit test suites toward high line and branch coverage [20]. We configure EvoSuite with its default settings.

*ChatUniTest* [12]. ChatUniTest leverages an LLM to generate unit tests by supplying the focal method and rule-extracted context as input. When generated tests fail, it captures error reports and feeds them back to the LLM, prompting automated repairs until the tests compile and pass [12]. While it demonstrates a greater coverage than EvoSuite in the original paper, another work shows that the coverage drops significantly when applied to complex methods tested [57].

*HITS* [57]. HITS enhances LLM-based test generation by decomposing complex methods into smaller, semantically coherent slices and generating tests for each slice. This slice-based strategy enables the model to focus on limited code contexts and achieves superior line and branch coverage on complex methods compared to ChatUniTest and EvoSuite [57].

Both LLM-based methods use multiple different models as their underlying model, including DeepSeek-v3.2 and GPT-OSS-120B [16, 42]. For evaluation in *GrowingBugs* dataset, we use DeepSeek-v3 only because its knowledge cutoff date is before it was updated in the dataset [57]. We adapt these methods for compatibility with Defects4J. Specifically, we modified the prompt in the methods to generate unit tests on JUnit 4 instead of JUnit 5, and we use command that is provided by Defects4J to run the tests.

## 4.3 Metrics

We employ three metrics in our experiments.

**(1) Fault Detection Rate (FDR):** As our study focuses on the effectiveness of test generation in detecting real faults, the fault detection rate serves as our primary metric [45]. Let  $\mathcal{F} = \{f_1, f_2, \dots, f_N\}$  be a set of  $N$  known buggy program versions,  $T_i$  be the set of test cases generated for the faulty version  $f_i$ ,  $\text{Detect}(T_i, f_i)$  be an indicator function defined as:

$$\text{Detect}(T_i, f_i) = \begin{cases} 1, & \text{if } \exists t \in T_i \text{ such that } t \text{ fails when executed on } f_i \\ 0, & \text{otherwise} \end{cases}$$

Then, FDR is computed as:

$$\text{FDR} = \frac{1}{N} \sum_{i=1}^N \text{Detect}(T_i, f_i)$$

**(2) Coverage:** In addition to fault detection, we also report the coverage of each generated suite (measured with Cobertura[51]) in accordance with previous works [12, 57]. We report both *line* and *branch coverage*. *Line coverage* measures the percentage of lines that have been executed by

Table 1. Comparison of Fault Detection Rate (FDR), Coverage, and Cost on Defects4J and GrowingBugs Datasets. Best results are highlighted in **bold**. Second best results are underlined.

Method	Defects4J				GrowingBugs			
	FDR	Line Cov.	Branch Cov.	Cost	FDR	Line Cov.	Branch Cov.	Cost
<i>Traditional Approaches</i>								
<b>Randoop</b>	25.50%	33.69%	26.69%	–	14.89%	26.19%	19.16%	–
<b>EvoSuite</b>	40.80%	59.30%	51.52%	–	36.17%	58.36%	49.82%	–
<i>LLM-Based Approaches</i>								
<b>GPT-OSS-120B</b>								
ChatUnitTest	21.56%	18.89%	17.83%	<b>\$0.178</b>	–	–	–	–
HITS	33.93%	28.33%	25.97%	\$1.096	–	–	–	–
<b>AdverTest (Ours)</b>	<b>57.05%</b>	<b>60.50%</b>	<b>57.40%</b>	<u>\$0.553</u>	–	–	–	–
<b>DeepSeek</b>								
ChatUnitTest	13.52%	14.38%	14.15%	<b>\$0.113</b>	31.91%	32.07%	34.79%	<b>\$0.089</b>
HITS	<u>61.38%</u>	<u>60.13%</u>	<u>52.40%</u>	\$0.411	<u>61.70%</u>	<b>77.99%</b>	<u>66.02%</u>	\$0.407
<b>AdverTest (Ours)</b>	<b>66.63%</b>	<b>62.26%</b>	<b>57.06%</b>	<u>\$0.270</u>	<b>65.96%</b>	<u>74.54%</u>	<b>70.53%</b>	<u>\$0.245</u>

the test cases. *Branch coverage* measures the percentage of branches (decision points) in the source code that have been executed during the testing process [31].

(3) **Cost**: We also evaluate the API token cost of LLM-based methods. For API access, we use the official DeepSeek platform for DeepSeek models and Tinker for GPT-OSS models. We track token usage throughout the entire generation process of each method and report the average cost per method on each dataset.

#### 4.4 Parameter Configuration

We run our method on multiple backbone LLMs, including DeepSeek-v3.2, GPT-OSS-120B for both agents and LLM-based baselines. We choose these models for their balance between strong coding ability and low cost. To minimize randomness in test generation, we set temperature=0 as suggested for all LLM-based test generation methods [32, 37]. All tools and generated tests are built and executed under Java 8 with JUnit 4 and Mockito 4.11 to ensure compatibility with Defects4J. We limit the adversarial loop to a maximum of 5 iterations. Excluding the initial generation process, this comprises a combined total of 5 actions between the agents, beginning and ending with Agent  $\mathcal{T}$ . To measure coverage, all suites are instrumented and measured with Cobertura [51] using its default configuration provided by Defects4J framework[33].

## 5 Results and Analysis

### 5.1 RQ1: Effectiveness

We evaluate the effectiveness of ADVERTEST by comparing its FDR and coverage against traditional and LLM-based baselines. The results are summarized in Table 1.

*Fault Detection Capability.* ADVERTEST consistently achieves high fault detection rates across all datasets. On the Defects4J dataset, ADVERTEST (using DeepSeek V3.2) attains an FDR of **66.63%**. This represents a relative improvement of approximately **8.6%** over the state-of-the-art LLM-based method, HITS (61.38%), and a substantial **63.3%** improvement over the traditional search-based tool, EvoSuite (40.80%). We observe a similar and even more pronounced trend on the GrowingBugs dataset, where ADVERTEST achieves **65.96%** FDR compared to 61.70% for HITS and 36.17% for EvoSuite. This result is particularly significant, as GrowingBugs contains defects introduced more recently, serving as a rigorous test for data leakage and overfitting. The consistent performance of

ADVERTEST on this dataset confirms its strong generalizability, demonstrating that the adversarial mutation approach remains effective on unseen, diverse faults.

*Coverage.* In terms of coverage, ADVERTEST achieves the highest line and branch coverage with both LLMs on Defects4J. Although EvoSuite also achieves high structural coverage, its FDR remains significantly lower. This discrepancy arises because EvoSuite primarily optimizes for code execution (coverage and weak mutation), often generating tests that reach a faulty line without propagating the error to an observable output [20]. In contrast, ADVERTEST integrates strong mutation directly into the loop: surviving mutants explicitly guide the LLM to generate tests that distinguish the mutant’s behavior from the original code. This ensures that the generated tests not only execute the code, but are sufficiently rigorous to expose semantic faults.

Notably, HITS outperforms ADVERTEST in line coverage on the GrowingBugs dataset and ranks second overall on the Defects4J dataset. This is probably due to its slicing-based method. Unlike HITS [57], ADVERTEST does not focus solely on high-coverage test cases.

*Robustness Across Foundation Models.* As shown in Table 1, ADVERTEST demonstrates superior robustness across both LLMs. Even with the weaker GPT-OSS-120B model, ADVERTEST maintains a high FDR of **57.05%** whereas the FDR of HITS drops from 61.38% to 33.93%. This suggests that the adversarial feedback loop effectively compensates for the weaker reasoning capabilities of smaller models, whereas HITS’s slicing method relies heavily on the raw capability of the foundation model.

*Cost analysis.* We explicitly evaluate the economic efficiency of LLM-based approaches by measuring the average API cost per method. As detailed in Table 1, **ChatUniTest** incurs the lowest absolute cost (\$0.113 on Defects4J w/ DeepSeek) due to its simple prompting strategy; however, this low cost is offset by a significantly lower capacity in generating high quality tests. Among the highest-performing methods, ADVERTEST demonstrates superior cost-effectiveness compared to the state-of-the-art baseline, **HITS**. On the Defects4J dataset using DeepSeek V3.2, HITS incurs an average cost of \$0.411 per method, whereas ADVERTEST reduces this to \$0.270, which is a 34.3% reduction. This efficiency gap becomes even more pronounced with the GPT-OSS-120B model, where ADVERTEST (\$0.553) reduces costs by approximately 49.5% compared to HITS (\$1.096). A similar trend holds for the GrowingBugs dataset, where ADVERTEST achieves a 39.8% cost reduction over HITS (\$0.245 vs. \$0.407). However, the cost of API tokens might be affected by different platform policies and may change from time to time, but our relative cost advantage remains consistent across different experimental settings.

*Statistical Significance.* To verify that our improvements are statistically significant, we conducted McNemar’s test. We selected this test because our data consists of matched paired (same bug, same LLM) binary outcomes (success/failure in detection) for each fault, making a test based on discordant pairs the most appropriate statistical instrument.

We constructed a contingency table that compares ADVERTEST against the strongest baseline, HITS combining both the results of DeepSeek V3.2 and GPT-OSS-120B on the Defects4J dataset. The analysis revealed that there were **95** cases where ADVERTEST detects a bug that HITS missed, compared to **57** cases where HITS detected a bug that ADVERTEST missed. The test yielded a  $p$ -value of **0.00257**. Since  $p < 0.01$ , we reject the null hypothesis and conclude that the improvement in fault detection capability provided by ADVERTEST is statistically significant.

**Answer to RQ1.** ADVERTEST significantly outperforms both search-based and LLM-based baselines, improving fault detection rates by up to 63.3% over EvoSuite and 8.6% over HITS on Defects4J, with consistent generalizability on GrowingBugs. Our method also proves cost-effectiveness by reducing API costs by more than 34.3% compared to HITS. Furthermore, the framework proves highly robust, leveraging the adversarial loop to maintain high effectiveness even when utilizing less capable foundation models.

## 5.2 RQ2: Ablation Study

To isolate the contribution of each core component in our framework, we conduct an ablation study on a subset of Defects4J dataset with GPT-OSS-120B as the base LLM. This subset contains a total of 50 randomly selected bugs with 129 methods under test from all 17 Defects4J projects. Specifically, we evaluate the impact of two critical components:

(1) Adversarial Iterative Loop: We disable the iterative co-evolution process between Agent  $\mathcal{T}$  and  $\mathcal{M}$ , limiting the system to a single round of initial LLM-based test generation without any adversarial feedback or augmentation; and

(2) Surviving Mutant Feedback: We remove the fine-grained feedback mechanism introduced in Section 3.5, which informs the test generator of the exact nature of surviving mutants. In this setting, the LLM is aware that certain mutants remain undetected but receives no details about their specific locations or semantics. It must therefore generate additional tests without targeted guidance.

Table 2. Ablation Study on the Defects4J Dataset

Variant methods	FDR	Coverage	
		Line	Branch
ADVERTEST	<b>54.00</b>	<b>88.17</b>	<b>82.01</b>
w/o Iter	27.00	68.62	56.79
w/o Mut	40.00	77.52	66.22

Table 2 shows that removing the iterative loop (**w/o Iter**) incurs the largest drop in FDR (50.00%) and coverage (22.17% line / 30.75% branch). Omitting mutant-aware prompting (**w/o Mut**) also degrades performance substantially, confirming that providing the LLM with concrete mutation details is critical for generating effective tests. However, 'w/o Mut' still achieves higher metrics compared to 'w/o Iter', that is because we still provide Agent  $\mathcal{T}$  chances to improve the test case, even without specific information, knowing surviving mutants exists is a benefit. Also, missing mutant information will lower the mutation score and the ability to 'kill' surviving mutants, which will result in more test case enhancement rounds.

The results indicate that our adversarial iteration process and mutation-guided test case enhancement are critical to our framework and removing them will cause performance degradation on coverage and fault detection rate by 12.08%–30.75% and 25.93%–50.00%, respectively.

**Answer to RQ2.** Both adversarial iteration and mutant-guided enhancement are essential to ADVERTEST effectiveness. Iterative feedback is the primary driving force for ADVERTEST. Mutant information guides Agent  $\mathcal{T}$  towards more precise and robust test generation.

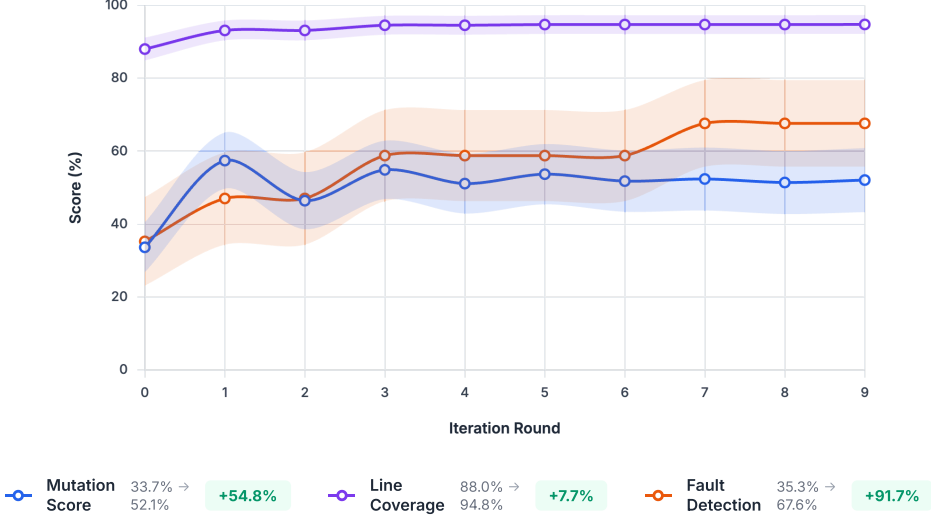


Fig. 2. Mutation Score (MS), Line Coverage (CV), and Fault Detection Rate across Nine Rounds. The shadow indicates the standard deviation.

### 5.3 RQ3: Effect of Iterative Rounds

To analyze the impact of iteration rounds on ADVERTest’s performance, we executed the adversarial loop for a total of 9 rounds on the subset defined in Section 5.2, utilizing GPT-OSS-120B as the underlying model. In this setup, a single “round” corresponds to one action by either Agent  $\mathcal{T}$  or Agent  $\mathcal{M}$ .

Figure 2 illustrates the co-evolution of the metrics. Round 0 represents the performance of the initial test suite generated. In subsequent steps, the agents alternate: Agent  $\mathcal{T}$  performs test augmentation in odd rounds (1, 3, 5, 7, 9), while Agent  $\mathcal{M}$  generates supplementary mutants in even rounds (2, 4, 6, 8).

We observe distinct behaviors across the three metrics:

**Line Coverage (Purple):** Coverage shows a steady but modest increase, rising from 88.0% to 94.8% (+7.7%). The high initial starting point suggests that modern LLMs are inherently proficient in achieving structural coverage. Consequently, the marginal gains diminish in later rounds as the code becomes saturated.

**Mutation Score (Blue):** The Mutation Score (MS) displays a sawtooth pattern characteristic of the adversarial process. During Agent  $\mathcal{T}$ ’s turns (odd rounds), MS increases as the test suite is refined to kill existing mutants. Conversely, during Agent  $\mathcal{M}$ ’s turns (even rounds), MS decreases as new mutants are injected to exploit blind spots. Despite these local fluctuations, the global trend is a significant net increase of 54.8%, indicating that the test suite is becoming progressively more robust against semantic faults.

**Fault Detection Rate (Orange):** The most substantial improvement is observed in the FDR, which surges from 35.3% to 67.6% (+91.7%). Notably, while coverage increases moderately, FDR continues to rise significantly in later iterations (e.g., the jump at Round 3 and 7). This confirms that the mutation guided adversarial loop successfully directs the agents toward corner cases and logical faults that coverage metrics overlook and generate more robust test cases.



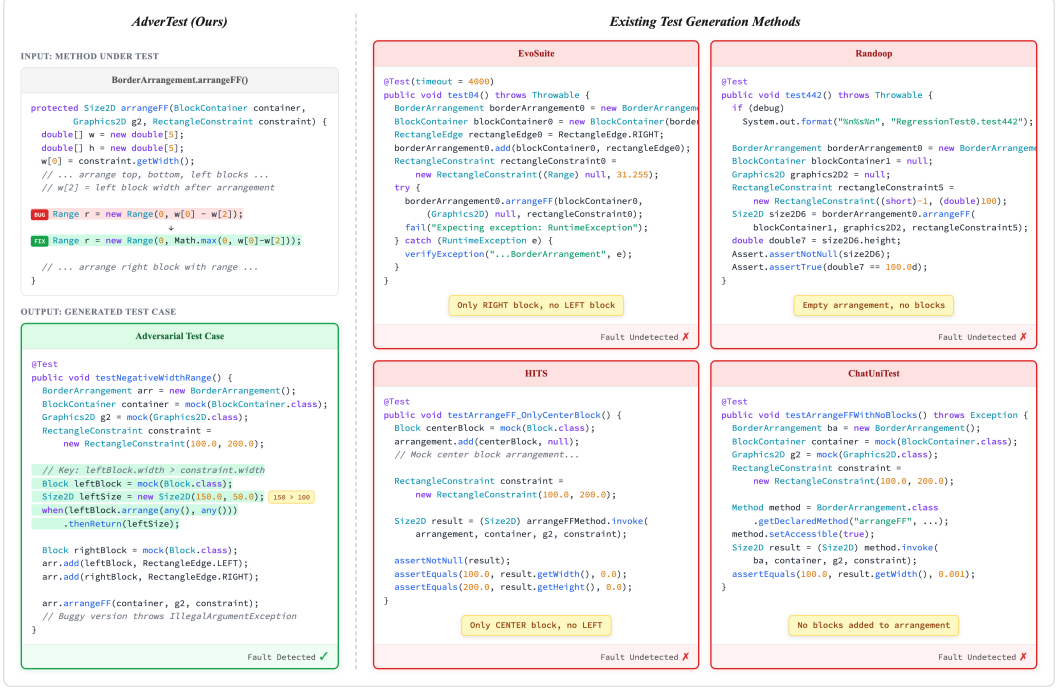


Fig. 3. An Example of Fault Detection Process for arrangeFF.

**Answer to RQ3.** ADVERTEST’s effectiveness improves markedly with iterative rounds. While coverage gains are incremental, the adversarial interaction drives a substantial increase in Mutation Score and Fault Detection Rate, demonstrating that the iterative loop is essential for detecting complex, real-world faults.

## 5.4 Case Study

To demonstrate the effectiveness of ADVERTEST, we present a representative case study involving a defect in `jfree-chart` project from **Defects4J** dataset. We selected this case because the fault involves a boundary condition easily overlooked by standard coverage metrics, yet it highlights how every component of ADVERTEST contributes to successful detection. As illustrated in Figure 3, ADVERTEST was the only approach capable of identifying this bug.

The top-left panel of Figure 3 displays the method under test, `arrangeFF`, along with the fix. This method arranges blocks within a container subject to fixed width and height constraints. The buggy version fails to account for the scenario where the width of the left block exceeds the total constraint width. In the original code, this results in a negative upper bound for the right block’s range (calculated as  $w[0] - w[2]$ ), which triggers an `IllegalArgumentException`. This bug is subtle because standard inputs easily cover the faulty statement without triggering the exception, masking the untested critical boundary condition.

At first, Agent  $\mathcal{T}$ ’s initial test generation failed to detect the bug, as the input space was too broad for the LLM to effectively target. Similarly, all baseline methods failed; as shown in figure 3, tools like EvoSuite, Randoop, HITS, and ChatUnitTest generated various block layouts, but none produced the specific condition where the left block is wider than the container. However, Agent

$\mathcal{M}$  successfully generated 70 mutants, two of which effectively simulated the underlying defect (e.g., by replacing `Math.max` with `Math.min` or removing the function call entirely). These mutants survived the initial test suite.

In the subsequent test augmentation phase, these surviving mutants provided critical guidance to Agent  $\mathcal{T}$ . By analyzing the surviving mutants, Agent  $\mathcal{T}$  inferred the necessity of a test case where the constraint width is smaller than the left block’s width (`w[2]`). Consequently, as shown in the bottom-left panel, Agent  $\mathcal{T}$  generated a targeted adversarial test case that satisfied this condition, successfully exposing the fault.

This example shows the importance of mutation guidance and LLM’s semantic understanding and the semantic capabilities of LLMs. First, unlike EvoSuite and Randoop, which produce tests with low readability and maintainability [18], ADVERTEST generates semantically meaningful and readable test code. More importantly, the surviving mutants effectively directed Agent  $\mathcal{T}$  to focus on the precise input region required to trigger the fault. Without such guidance, the test search space remains too broad, making the probability of randomly generating a fault-revealing input negligible. Furthermore, this highlights the advantage of LLM-based mutation: unlike traditional operators, LLMs leverage code context to produce compilable, logic-altering mutations—such as changing `Math.max` to `Math.min`—that drive deeper testing.

## 6 Threats to Validity

We organize threats to validity following established categories in empirical software engineering.

**Construct Validity.** We measure effectiveness using fault detection rate and coverage metrics (line and branch). Fault detection rate relies on the accuracy of defect annotations in Defects4J [33] and GrowingBugs [28–30]; any missing or mislabeled defects may bias results. Coverage metrics depend on the instrumentation tool (Cobertura [51]); failures to instrument generated tests or exclusions in configuration could lead to under- or over-reporting.

**Internal Validity.** We mitigate threats to internal validity through several measures. First, ADVERTEST is compared against four state-of-the-art baselines [12, 20, 43, 57], and statistical analysis is applied to ensure significance. Experiments are replicated across multiple LLMs to verify that observed gains are not artifacts of a specific model. Second, we address potential *data leakage*. Defects were intentionally selected from GrowingBugs entries added in December 2024, after the DeepSeek V3 [37] knowledge cutoff, to reduce the risk of models having prior exposure. Nevertheless, parts of the underlying projects may have existed earlier and could have been seen by LLMs, which may still introduce subtle leakage effects. Finally, while LLM nondeterminism presents an inherent validity threat, our diverse model selection and large-scale testing help ensure the robustness of reported results.

**External Validity.** Our evaluation is limited to Java projects from Defects4J [33] and GrowingBugs [28–30]. Generalization of ADVERTEST to other programming languages remains to be verified. Regarding model selection, we evaluate ADVERTEST on three representative LLMs to approximate broader applicability. While these models cover diverse capabilities, computational constraints prevented exhaustive evaluation of the entire model landscape. Performance on other or future architectures may therefore differ from the reported results.

## 7 Future Work

While our current framework focuses on first-order mutants to prioritize diagnosability and prompt reliability, a natural evolution of this work is the generation of Higher-Order Mutants (HOMs)[27]. We can introduce HOMs to ADVERTEST either by combining LLM-generated first-order mutants or by directly asking LLMs to generate more complex HOMs (e.g., by modifying multiple lines across the whole method). However, incorporating HOMs presents a trade-off. On the one hand,

HOMs offer a unique capability to simulate subtle, complex faults that arise from the interaction of multiple defects, that first-order mutation might overlook. On the other hand, the inclusion of HOMs introduces significant complexity that may be time consuming but not necessarily be beneficial in terms of generated tests. Also, the Coupling Effect hypothesis[41] suggests that it might not be so beneficial. Systematically exploring this trade-off to determine the cost-effectiveness of HOMs remains an open avenue for future research.

## 8 Conclusion

In this paper, we have presented ADVERTest, an adversarial dual-agent framework to generate high-quality, robust unit tests. ADVERTest combines a test generation agent ( $\mathcal{T}$ ) with a mutant generation agent ( $\mathcal{M}$ ), guiding their interaction through bidirectional feedback on mutation score and line coverage. The adversarial loop systematically exposes blind spots in the evolving test suite and drives both agents toward stronger fault detection capability. Experiments on two real-world benchmarks, Defects4J and GrowingBugs, demonstrate the practical benefits of this design. ADVERTest improves the fault detection rate with statistical significance by 8.56% over the best existing LLM-based approach HITS and by 63.30% over the search-based tool EvoSuite, while maintaining a very competitive coverage rate against the state-of-the-art method HITS.

## Data Availability

All code and data used in this study are publicly available at <https://anonymous.4open.science/r/AdverTest-FE47>.

## References

- [1] Saranya Alagarsamy, Chakkrit Tantithamthavorn, and Aldeida Aleti. 2024. A3Test: Assertion-Augmented Automated Test Case Generation. *Information and Software Technology* 176 (2024), 107565.
- [2] Nadim Alshahwan, Jay Chheda, Alexandra Finogenova, Mark Harman, and Peter W. O’Hearn. 2024. Automated Unit Test Improvement Using Large Language Models at Meta. In *Companion Proceedings of the 32nd ACM International Conference on Foundations of Software Engineering (FSE)*. 185–196.
- [3] Juan Altmayer Pizzorno and Emery D Berger. 2025. CoverUp: Effective High Coverage Test Generation for Python. *Proceedings of the ACM on Software Engineering* 2, FSE (2025), 2897–2919.
- [4] Anonymous. 2025. The replication package. <https://anonymous.4open.science/r/AdverTest-FE47>.
- [5] Morena Barboni, Filippo Lampa, Andrea Morichetta, Andrea Polini, and Edward Zulkoski. 2025. Mutant-Driven Test Generation for Ethereum Smart Contracts via LLMs. In *2025 IEEE International Conference on Artificial Intelligence Testing (AITest)*. IEEE, 209–216.
- [6] Moritz Beller, Georgios Gousios, Annibale Panichella, and Andy Zaidman. 2015. When, how, and why developers (do not) test in their IDEs. In *Proceedings of the 2015 10th Joint Meeting on Foundations of Software Engineering*. 179–190.
- [7] Moritz Beller, Georgios Gousios, and Andy Zaidman. 2015. How (much) do developers test?. In *2015 IEEE/ACM 37th IEEE International Conference on Software Engineering*, Vol. 2. IEEE, 559–562.
- [8] Chandrasekhar Boyapati, Sarfraz Khurshid, and Darko Marinov. 2002. Korat: Automated testing based on Java predicates. *ACM SIGSOFT Software Engineering Notes* 27, 4 (2002), 123–133.
- [9] Cristian Cadar, Daniel Dunbar, Dawson R Engler, et al. 2008. Klee: unassisted and automatic generation of high-coverage tests for complex systems programs.. In *OSDI*, Vol. 8. 209–224.
- [10] Xia Cai and Michael R Lyu. 2005. The effect of code coverage on fault detection under different testing profiles. In *Proceedings of the 1st International Workshop on Advances in Model-based Testing*. 1–7.
- [11] Mark Chen, Jerry Twarek, Heewoo Jun, et al. 2021. Evaluating Large Language Models Trained on Code. (2021). arXiv:2107.03374 [cs.LG]
- [12] Yinghao Chen, Zehao Hu, Chen Zhi, Junxiao Han, Shuiguang Deng, and Jianwei Yin. 2024. ChatUniTest: A Framework for LLM-Based Test Generation. In *Companion Proceedings of the 32nd ACM International Conference on the Foundations of Software Engineering*. 572–576.
- [13] Koen Claessen and John Hughes. 2000. QuickCheck: a lightweight tool for random testing of Haskell programs. In *Proceedings of the fifth ACM SIGPLAN international conference on Functional programming*. 268–279.

- [14] Henry Coles, Thomas Laurent, Christopher Henard, Mike Papadakis, and Yves Le Traon. 2016. PIT: A Practical Mutation Testing Tool for Java. In *Proceedings of the 25th International Symposium on Software Testing and Analysis (ISSTA)*. 449–452.
- [15] Arghavan Moradi Dakhel, Amin Nikanjam, Vahid Majdinasab, Foutse Khomh, and Michel C Desmarais. 2024. Effective test generation using pre-trained large language models and mutation testing. *Information and Software Technology* 171 (2024), 107468.
- [16] DeepSeek-AI, Aixin Liu, Aoxue Mei, Bangcai Lin, et al. 2025. DeepSeek-V3.2: Pushing the Frontier of Open Large Language Models. arXiv:2512.02556 [cs.CL] <https://arxiv.org/abs/2512.02556>
- [17] Renzo G. Degiovanni, Mike Papadakis, and Yves Le Traon. 2022.  $\mu$ BERT: Mutation Testing using Pre-Trained Language Models. In *2022 IEEE International Conference on Software Testing, Verification and Validation Workshops (ICSTW)*. 160–169.
- [18] Amirhossein Deljouy, Roham Koohestani, Maliheh Izadi, and Andy Zaidman. 2024. Leveraging large language models for enhancing the understandability of generated unit tests. *arXiv preprint arXiv:2408.11710* (2024).
- [19] Richard A. DeMillo, Richard J. Lipton, and Frederick G. Sayward. 1978. Hints on Test Data Selection: Help for the Practicing Programmer. *Computer* 11, 4 (1978), 34–41.
- [20] Gordon Fraser and Andrea Arcuri. 2011. EvoSuite: automatic test suite generation for object-oriented software. In *Proceedings of the 19th ACM SIGSOFT Symposium and the 13th European Conference on Foundations of Software Engineering (Szeged, Hungary) (ESEC/FSE '11)*. Association for Computing Machinery, New York, NY, USA, 416–419. doi:10.1145/2025113.2025179
- [21] Aayush Garg, Renzo G. Degiovanni, Mike Papadakis, and Yves Le Traon. 2024. On the Coupling Between Vulnerabilities and LLM-Generated Mutants: A Study on the Vul4J Dataset. In *Proceedings of the 17th IEEE International Conference on Software Testing, Verification and Validation (ICST)*. 305–316.
- [22] Rahul Gopinath, Carlos Jensen, and Alex Groce. 2014. Code coverage for suite evaluation by developers. In *Proceedings of the 36th international conference on software engineering*. 72–82.
- [23] Mark Harman, Jillian Ritchey, Inna Harper, Shubho Sengupta, Ke Mao, Abhishek Gulati, Christopher Foster, and Hervé Robert. 2025. Mutation-Guided LLM-based Test Generation at Meta. In *Proceedings of the 33rd ACM International Conference on the Foundations of Software Engineering*. 180–191.
- [24] Hadi Hemmati. 2015. How effective are code coverage criteria?. In *2015 IEEE International Conference on Software Quality, Reliability and Security*. IEEE, 151–156.
- [25] Yang Hu, Umair Z. Ahmed, Sergey Mechtaev, Ben Leong, and Abhik Roychoudhury. 2019. Re-factoring based Program Repair applied to Programming Assignments. In *2019 34th IEEE/ACM International Conference on Automated Software Engineering (ASE)*. IEEE/ACM, 388–398.
- [26] Kush Jain and Claire Le Goues. 2025. TestForge: Feedback-Driven, Agentic Test Suite Generation. *arXiv preprint arXiv:2503.14713* (2025).
- [27] Yue Jia and Mark Harman. 2009. Higher order mutation testing. *Information and Software Technology* 51, 10 (2009), 1379–1393.
- [28] Yanjie Jiang, Hui Liu, Xiaoqing Luo, Zhihao Zhu, Xiaye Chi, Nan Niu, Yuxia Zhang, Yamin Hu, Pan Bian, and Lu Zhang. 2022. BugBuilder: An Automated Approach to Building Bug Repository. *IEEE Transactions on Software Engineering* (2022), 1–22. doi:10.1109/TSE.2022.3177713
- [29] Yanjie Jiang, Hui Liu, Nan Niu, Lu Zhang, and Yamin Hu. 2021. Extracting Concise Bug-Fixing Patches from Human-Written Patches in Version Control Systems. In *IEEE/ACM 43rd International Conference on Software Engineering (ICSE 2021)*. IEEE Computer Society, Los Alamitos, CA, USA, 686–698. doi:10.1109/ICSE43902.2021.00069
- [30] Yanjie Jiang, Hui Liu, Yuxia Zhang, Weixing Ji, Hao Zhong, and Lu Zhang. 2022. Do Bugs Lead to Unnaturalness of Source Code?. In *Proceedings of the 30th ACM Joint European Software Engineering Conference and Symposium on the Foundations of Software Engineering (Singapore, Singapore) (ESEC/FSE 2022)*. Association for Computing Machinery, New York, NY, USA, 1085–1096. doi:10.1145/3540250.3549149
- [31] Paul C Jorgensen. 2013. *Software testing: a craftsman's approach*. Auerbach Publications.
- [32] Satyadhar Joshi. 2025. A Technical Review of DeepSeek AI: Capabilities and Comparisons with Insights from Q1 2025. (2025).
- [33] René Just, Darioush Jalali, and Michael D. Ernst. 2014. Defects4J: a database of existing faults to enable controlled testing studies for Java programs. In *Proceedings of the 2014 International Symposium on Software Testing and Analysis (San Jose, CA, USA) (ISSTA 2014)*. Association for Computing Machinery, New York, NY, USA, 437–440. doi:10.1145/2610384.2628055
- [34] René Just, Franz Schweiggert, and Gregory M. Kapfhammer. 2011. MAJOR: An Efficient and Extensible Tool for Mutation Analysis in a Java Compiler. In *Proceedings of the 26th IEEE/ACM International Conference on Automated Software Engineering (ASE)*. 612–615.

- [35] Caroline Lemieux, Janardhan Kulkarni, Shuvendu K. Lahiri, and Benjamin Zorn. 2023. CODAMOSA: Escaping Coverage Plateaus in Test Generation with Pre-Trained Large Language Models. In *Proceedings of the 45th International Conference on Software Engineering (ICSE)*. 919–931.
- [36] Derrick Lin, James Koppel, Angela Chen, and Armando Solar-Lezama. 2017. QuixBugs: a multi-lingual program repair benchmark set based on the quixey challenge. In *Proceedings Companion of the 2017 ACM SIGPLAN International Conference on Systems, Programming, Languages, and Applications: Software for Humanity (Vancouver, BC, Canada) (SPLASH Companion 2017)*. Association for Computing Machinery, New York, NY, USA, 55–56. doi:10.1145/3135932.3135941
- [37] Aixin Liu, Bei Feng, Bing Xue, Bingxuan Wang, Bochao Wu, Chengda Lu, Chenggang Zhao, Chengqi Deng, Chenyu Zhang, Chong Ruan, et al. 2024. Deepseek-v3 technical report. *arXiv preprint arXiv:2412.19437* (2024).
- [38] Stephan Lukaszczuk and Gordon Fraser. 2022. Pynguin: Automated Unit Test Generation for Python (44th International Conference on Software Engineering Companion (ICSE '22 Companion)). doi:10.1145/3510454.3516829
- [39] David R MacIver, Zac Hatfield-Dodds, et al. 2019. Hypothesis: A new approach to property-based testing. *Journal of Open Source Software* 4, 43 (2019), 1891.
- [40] Pengyu Nie, Rahul Banerjee, Jiajun J. Li, and Milos Gligoric. 2023. Learning Deep Semantics for Test Completion. In *Proceedings of the 45th International Conference on Software Engineering (ICSE)*. 2111–2123.
- [41] A. Jefferson Offutt. 1992. Investigations of the software testing coupling effect. *ACM Trans. Softw. Eng. Methodol.* 1, 1 (Jan. 1992), 5–20. doi:10.1145/125489.125473
- [42] OpenAI, Sandhini Agarwal, Lama Ahmad, et al. 2025. gpt-oss-120b and gpt-oss-20b Model Card. arXiv:2508.10925 [cs.CL] <https://arxiv.org/abs/2508.10925>
- [43] Carlos Pacheco and Michael D. Ernst. 2007. Randoop: feedback-directed random testing for Java. In *Companion to the 22nd ACM SIGPLAN Conference on Object-Oriented Programming Systems and Applications (OOPSLA)*. 815–816.
- [44] Nikitha Rao, Kush Jain, Uri Alon, Claire Le Goues, and Vincent J Hellendoorn. 2023. CAT-LM training language models on aligned code and tests. In *2023 38th IEEE/ACM International Conference on Automated Software Engineering (ASE)*. IEEE, 409–420.
- [45] Gregg Rothermel, Roland H. Untch, Chengyun Chu, and Mary Jean Harrold. 1999. Test Case Prioritization: An Empirical Study. In *Proceedings of the IEEE International Conference on Software Maintenance (ICSM '99)*. IEEE Computer Society, USA, 179.
- [46] Markus Schäfer, Sara Nadi, Ali Eghbali, and Michael Pradel. 2024. An Empirical Evaluation of Using Large Language Models for Automated Unit Test Generation. *IEEE Transactions on Software Engineering* 50, 1 (2024), 85–105.
- [47] Yuling Shi, Songsong Wang, Chengcheng Wan, Min Wang, and Xiaodong Gu. 2024. From code to correctness: Closing the last mile of code generation with hierarchical debugging. *arXiv preprint arXiv:2410.01215* (2024).
- [48] Yuling Shi, Hongyu Zhang, Chengcheng Wan, and Xiaodong Gu. 2024. Between lines of code: Unraveling the distinct patterns of machine and human programmers. *arXiv preprint arXiv:2401.06461* (2024).
- [49] Mahnaz L. Siddiqua, João C. Santos, Bushra H. Tanvir, and Hadi Hemmati. 2023. An Empirical Study of Using Large Language Models for Unit Test Generation. *arXiv preprint arXiv:2305.00418* (2023).
- [50] Philipp Straubinger, Marvin Kreis, Stephan Lukaszczuk, and Gordon Fraser. 2025. Mutation Testing via Iterative Large Language Model-Driven Scientific Debugging. In *2025 IEEE International Conference on Software Testing, Verification and Validation Workshops (ICSTW)*. IEEE, 358–367.
- [51] The Cobertura Team. 2015. Cobertura. <https://github.com/cobertura/cobertura>.
- [52] Nikolai Tillmann and Jonathan De Halleux. 2008. Pex—white box test generation for. net. In *International conference on tests and proofs*. Springer, 134–153.
- [53] Frank Tip, Jonathan Bell, and Markus Schäfer. 2025. LLMorpheus: Mutation Testing using Large Language Models. *IEEE Transactions on Software Engineering* (2025). to appear.
- [54] Michele Tufano, David Drain, Alex Svyatkovskiy, Neel Sundaresan, Lucy Zhang, and Rishabh Singh. 2020. Unit Test Case Generation with Transformers and Focal Context. *arXiv preprint arXiv:2009.05617* (2020).
- [55] Julius Villmow, Jonathan Depoix, and Adrian Ulges. 2021. CONTEST: A Unit Test Completion Benchmark Featuring Context. In *Proceedings of the 1st Workshop on Natural Language Processing for Programming (NLP4Prog)*. 17–25.
- [56] Bo Wang, Mingshu Chen, Yuxin Lin, Weiming Zhang, and Cong Liu. 2024. On the Use of Large Language Models in Mutation Testing. *arXiv preprint arXiv:2406.09843* (2024).
- [57] Zejun Wang, Kaibo Liu, Ge Li, and Zhi Jin. 2024. HITS: High-coverage LLM-based Unit Test Generation via Method Slicing. In *Proceedings of the 39th IEEE/ACM International Conference on Automated Software Engineering (Sacramento, CA, USA) (ASE '24)*. Association for Computing Machinery, New York, NY, USA, 1258–1268. doi:10.1145/3691620.3695501
- [58] Jason Wei, Xuezhi Wang, Dale Schuurmans, Maarten Bosma, Fei Xia, Ed Chi, Quoc V Le, Denny Zhou, et al. 2022. Chain-of-thought prompting elicits reasoning in large language models. *Advances in neural information processing systems* 35 (2022), 24824–24837.

## Appendix

### A Full set of repairing rules

- (1) **Missing Semicolons:** If a syntax error indicates a missing delimiter and the offending line does not terminate with a valid structural character (i.e., `;`, `{`, or `}`), a semicolon (`;`) is appended to the line to attempt statement termination.
- (2) **Unexpected End-of-File:** Errors triggering “parser hit end-of-file” or “unexpected input” often indicate unclosed scope blocks. The system calculates the balance of opening (`{`) versus closing (`}`) braces across the entire file. If the count of opening braces exceeds closing braces, the necessary number of `}` tokens are appended to the end of the file to restore structural symmetry.
- (3) **Invalid Statements:** Errors classified as “invalid statement” are treated heuristically as potential termination faults. Similar to Rule 1, a semicolon is appended to the referenced line, provided it does not already conclude with a standard delimiter.
- (4) **Scope Malformation:** Compilation errors citing “invalid method declaration” or “illegal start of type” typically result from a preceding method failing to close its scope. These are mitigated by appending closing braces (`}`) to the end of the file to close any open blocks, thereby correcting the parser context for subsequent declarations.
- (5) **Placeholder Removal:** Large language models often generate the literal string “...” as a placeholder for unimplemented logic. If an error occurs on a line containing this literal, the “...” token is excised to prevent syntax violations.
- (6) **Dependency Resolution:** To resolve errors related to missing packages or symbols, the system identifies the dependencies required by the original Class Under Test (CUT) and automatically injects the corresponding import statements into the test file.