

HEAL: Online Incremental Recovery for Leaderless Distributed Systems Across Persistency Models

Antonis Psistakis*, Burak Ocalan*, Fabien Chaix†, Ramnathan Alagappan*, Josep Torrellas*

*University of Illinois Urbana-Champaign, USA

†Foundation for Research and Technology-Hellas, Greece

Abstract—Ensuring resilience in distributed systems has become an acute concern. In today’s environment, it is crucial to develop light-weight mechanisms that recover a distributed system from faults quickly and with only a small impact on the live-system throughput. To address this need, this paper proposes a new low-overhead, general recovery scheme for modern *non-transactional leaderless* distributed systems. We call our scheme *HEAL*. On a node failure, HEAL performs an optimized online incremental recovery. This paper presents HEAL’s algorithms for settings with Linearizable consistency and different memory persistency models. We implement HEAL on a 6-node Intel cluster. Our experiments running TAOBench workloads show that HEAL is very effective. HEAL recovers the cluster in 120 milliseconds on average, while reducing the throughput of the running workload by an average of 8.7%. In contrast, a conventional recovery scheme for leaderless systems needs 360 seconds to recover, reducing the throughput of the system by 16.2%. Finally, compared to an incremental recovery scheme for a state-of-the-art *leader-based* system, HEAL reduces the average recovery latency by 20.7× and the throughput degradation by 62.4%.

I. INTRODUCTION

Distributed storage applications such as key value stores and databases [9], [13], [17] are central to today’s cloud infrastructure. To provide high performance and availability, these applications replicate data across multiple nodes [3], [19], [49]. Moreover, to enable fault recovery, they continuously persist data to non-volatile storage. To decide when an update in one node should reach the replicas in other nodes, these systems use different memory consistency models [6]; to decide when the replicas in the multiple nodes should be persisted, these systems use different memory persistency models [52], [54].

Most distributed storage systems, such as ZooKeeper [30], FaRM [19], and RAMCloud [49] are *leader-based*. This means that, while client reads can be processed by any of the nodes in the cluster, client writes can only be processed by a single designated node called the *Leader*. As the leader processes a write, it ensures that the replicas in all the nodes are correctly updated and correctly persisted.

A related approach used in transactional [32], [37] and State Machine Replication (SMR) [48] systems relies on support for atomic broadcast. Each client broadcasts each transaction or operation to all the nodes in the cluster, and transactions/operations are totally ordered through a Global ID. Each node then applies each transaction/operation locally. While this approach simplifies recovery, it is costly, as it requires additional software support for the broadcast primitive, usually through consensus [48].

A recent, higher-performance approach is to organize the cluster as a *leaderless* system [36], [54], [63]. In this approach, both client reads and writes can be processed by any individual node in the cluster. A client sends the write request to a single node, which enforces that all the replicas are updated and persisted correctly. Leaderless systems are attractive, as they can attain superior performance and are intrinsically scalable. However, their implementation is challenging, as the system must support multiple concurrent writes initiated by different nodes, while updating replicas and persisting updates following the correct consistency and persistency requirements.

Recently, in distributed systems, ensuring resilience has become an increasingly growing concern [11], [43], [46], [51], [62]. Both software and hardware failures are becoming more frequent. To recover from faults, there are a number of proposed techniques, which use logging [24], [68], [69], [71], replication [36], [63], erasure coding [12], or a combination of them. However, in today’s environment, it is crucial to deploy light-weight mechanisms that recover a system very quickly and with only a small impact on the live nodes’ throughput.

The most efficient way to recover after the failure of a system component (e.g., a node) is to perform *online incremental recovery*. Online means that the recovery is performed while the workload continues executing; incremental means that the recovery consists of re-applying only the state changes that were missed since the failure. To support online incremental recovery, two mechanisms are required. First, the system needs to keep a record of the updates that were completed since the failure and apply them to the recovering node. Second, these operations need to be supported while the healthy nodes continue processing the reads and writes of the workload.

Unfortunately, no *leaderless* system supports this form of recovery. For example, the state-of-the-art Hermes [36] leaderless system performs online recovery, but recovery requires a full database transfer to the recovering node, which can take a long time. State-of-the-art leader-based systems such as ZooKeeper [30] perform online incremental recovery. However, their recovery works with the simpler, lower-performing *leader-based* protocols.

In addition, recovery in ZooKeeper is not as efficient as it is needed by the increasing resilience concerns of cloud clusters. First, during recovery, the leader node performs a costly access to its log in persistent storage to retrieve the set of updates missed by the recovering node. Second, this resulting set of updates, which is sent to and persisted in the recovering node, can contain redundant entries—i.e., multiple updates to the same record. Finally, during recovery, the recovering node

does not participate in the protocol of the ongoing writes, which further slows down recovery.

To address these limitations, this paper proposes *HEAL, the first online, incremental recovery scheme for leaderless distributed systems*. HEAL is a non-transactional system optimized for minimal recovery latency and low throughput impact. In addition to operating in leaderless environments, HEAL introduces three techniques for low overhead recovery that could also be used by a state-of-the-art leader-based recovery scheme such as ZooKeeper. First, HEAL provides to the recovering node all the updates that the latter missed with very low overhead. We call this approach *Proactive* recovery, in contrast to *Reactive* recovery in ZooKeeper. Second, the provided updates contain no redundant updates—reducing the overheads of transfer and persistency. Finally, during recovery, the recovering node remains active, participating in the protocol of the ongoing writes, which speeds-up execution.

This paper presents HEAL’s algorithms for the combination of Linearizable consistency and five memory persistency models: Synchronous, Strict, ReadEnforced, Eventual, and Scope.

We implement HEAL on a 6-node Intel cluster with 7 cores per node. The results show that HEAL is very effective. In experiments running TAOBench applications [14] under Linearizable consistency and Synchronous persistency, HEAL recovers the cluster after a node failure in 120 milliseconds on average, while reducing the throughput of the running workload by an average of only 8.7%. In contrast, the state-of-the-art recovery scheme for leaderless systems is non-incremental, and needs 360 seconds to recover, reducing the throughput of the system by 16.2% on average. Further, compared to an incremental recovery scheme for a *leader-based* system, HEAL reduces the average recovery latency by 20.7× and the throughput degradation by 62.4%.

The contributions of this paper are as follows:

- HEAL, the first online incremental recovery scheme for leaderless distributed systems.
- The HEAL design for 1 consistency and 5 persistency models.
- The HEAL implementation on a 6-node distributed machine.
- An evaluation of HEAL.

II. BACKGROUND

A. Distributed Data Persistency Models

Distributed storage systems enhance performance, availability, and resilience by storing copies of a data record, known as replicas, in multiple nodes. The order in which updates are applied to the replicas is governed by the *consistency model*. Additionally, the order in which updates to a replica in a node become persisted to the durable storage in that node is defined by the *persistency model*.

The Distributed Data Persistency (DDP) model [54] of a distributed system is the combination of the consistency and the persistency models of the system. A DDP model is characterized by two concepts: the *Visibility Point*, which is when an update becomes observable, and the *Durability Point*, which is when an update becomes durable. The former

is dictated by the consistency model, while the latter by the persistency model. The DDP framework allows for various combinations of <consistency, persistency> models.

This paper examines *recovery* in the DDP framework. We consider DDP models that combine the intuitive Linearizability consistency model [16], [31], [36], [65] with one of five persistency models: Synchronous [54], Strict [60], Read-Enforced [23], Eventual [54], and Scope [54].

1) *Communication in DDP*: The node that initiates a write request is named the *Coordinator*, and the rest of the nodes are *Followers*. In a write operation, the Coordinator sends an invalidation (INV) message to the Followers, passing the new data. The Followers acknowledge the INV with an ACK message, confirming that they have applied the update based on the supported consistency, persistency, or both. Subsequently, when the Coordinator receives all the ACKs, and after it has applied the update locally, it sends a validation (VAL) message to the Followers, signaling the transaction’s completion. Depending on the DDP model, ACK or VAL messages may have a consistency and a persistency flavor (e.g., ACK_C and ACK_P).

2) *Model Definitions*: We consider these models:

Linearizable Consistency (Lin) ensures a total order of read and write operations to the volatile state across all nodes. In a write, a response is sent back to the client only after updating the volatile state of all the replicas.

Synchronous Persistency (Synch) requires the write to be made durable in a node as soon as the local volatile replica is updated. Combining <Lin, Synch> means that a response is issued to the client immediately after all the replicas’ volatile and non-volatile state is updated. The Coordinator issues the response upon receiving all the ACKs and persisting locally.

Read-Enforced Persistency (REnf) necessitates that a write be persisted in all the replicas before it is read. In the <Lin, REnf> combination, the client receives a write response once all the volatile replicas are updated (indicated by the Coordinator receiving all ACK_Cs). When the Coordinator receives all ACK_Cs and ACK_Ps, it knows that all the replicas are updated and persisted. Then, it sends a VAL message to all the Followers, which then allow reads to the record.

Eventual Persistency (Event) stipulates that writes to replicas should be persisted *eventually*, without delaying subsequent reads or writes to the same data. With <Lin, Event>, the client receives the write response after all the volatile replicas are updated. The replicas will be persisted in the future.

Scope Persistency (Scope) uses the concept of “scopes”, which are sets of read and write operations. Messages are tagged with an additional “sc” to indicate their scope, like [INV]sc. A client indicates the end of a scope with a [PERSIST]sc command. Under this model, a response to a [PERSIST]sc is sent back to the client only after all the writes within the scope are persisted. When <Lin, Scope> is used: a) the response to each write within a scope is returned when the write updates all volatile replicas, and b) the response to [PERSIST]sc is returned only when all the writes in the scope have been applied to both the volatile and non-volatile state

of all replicas. When the Coordinator receives the ACK_P for the [PERSIST]sc from all the Followers, it knows that all the writes in scope “sc” are persisted. It then informs the client, and sends a [VAL_P]sc to all Followers.

Strict Persistency (Strict) is the most stringent model. It dictates that a write must be persisted in all the replica nodes before the client receives the write response. This can occur even before the volatile state of the replicas is updated. It separates consistency and persistency with two types of ACKs (ACK_C and ACK_P) and VALs (VAL_C and VAL_P).

B. Baseline Leaderless Protocol

The baseline leaderless protocol implements a write operation with the message sequence described in Section II-A1, which was introduced by Hermes [36]. Since any node can initiate a write, to ensure correct ordering, the protocol, like Hermes, relies on Lamport’s Logical Timestamps [39]. Specifically, each record in the datastore has a timestamp, which is a tuple $\langle \text{node_id}, \text{version} \rangle$, where *version* increases monotonically at every update, and *node_id* is the Coordinator that generated that version. Each write request carries a timestamp, where the *version* is set by fetching the current version of the record and incrementing it by one. The order of writes to a given record is determined by their timestamps. When comparing two writes, the one with the higher timestamp version is considered newer. If two version numbers are equal, then the write with the higher *node_id* is considered newer.

Only newer writes are applied to a node’s memory. Updates with lower timestamps are discarded upon arrival. Overall, all healthy nodes that participate in a set of committed updates will end up with the same final versions of all records, even if intermediate operations are reordered or retransmitted.

C. ZooKeeper’s Online Incremental Recovery

ZooKeeper uses a leader-based protocol [30]. When the leader performs a write, as part of the transaction, a quorum of nodes in the system record the write in a local log in persistent storage. For recovery, ZooKeeper uses a combination of checkpointing and incremental updates. When a node fails, the leader uses its own log to bring up a replacement node.

While the recovery is online and incremental, it has three limitations. First, the recovery starts-off with the replacement (i.e., *Recovering*) node sending to the leader the ID of the last record (*zxID*) that the recovering node finds in its log. When the leader receives the *zxID*, it accesses its own log to find *zxID* and retrieve all the logged updates since that point. As this operation takes time, we call it a *Reactive* recovery.

Second, the set of updates that the leader extracts from its log may contain multiple updates to the same record. All the updates to the record except the last one are effectively redundant. Still, the leader sends all the updates to the recovering node, which applies them to its own persistent log.

Third, during recovery, the recovering node applies the updates to its log, but does not participate in ongoing transactions. As the leader processes new writes and other nodes log them, the leader buffers the updates intended for the recovering

node. Then, it sends them to the recovering node when the latter has finished logging the previous batch of updates. This process is suboptimal and may repeat multiple times.

D. Why Not Adapt Leader-based Recovery for Leaderless?

There are multiple reasons why leader-based fault detection/recovery cannot be adapted for leaderless systems. First, leader-based architectures use the leader node as a serialization point, to streamline write processing and recovery. In leaderless systems, multiple nodes may concurrently process different writes for the same record (even during recovery), needing careful versioning for consistency. While one could use a broadcast primitive to enforce global ordering, it adds overhead. Second, in leader-based systems, failed non-leader nodes can be easily discarded. In contrast, leaderless systems require more careful failure-handling, as each node can serve as Coordinator and as Follower. Finally, leader-based systems need a process of leader election when the leader node fails [40]. This is unnecessary in leaderless systems.

III. MOTIVATION

To motivate the need for fast recovery after a node failure, we consider the recovery of a state-of-the-art leaderless system like Hermes [36], which involves copying the complete key-value store from a healthy node to a new node that replaces the one that failed. We implement the leaderless Hermes protocol in a 2-node cluster with Xeon E5-2450 CPUs (Section VIII). We refer to the new node as the *Recovering* node, and the healthy one that provides the data as the *Recoverer* node. We use one-sided RDMA writes to transfer data from recoverer to recovering node.

We consider three environments. In *DRAM-only*, the data is moved from the recoverer’s DRAM memory to the recovering’s DRAM memory. This is the design assumed in Hermes. However, a likely more realistic environment would use persistent memory (PM) like Intel Optane [67]¹ for reliability. In this case, we consider two designs. In *DRAM+PM*, the data is moved from the recoverer’s PM to its DRAM, then sent via RDMA to the recovering’s DRAM, and then persisted to the recovering’s PM. In contrast, in *PM-only*, the data is sent via RDMA directly from the recoverer’s PM to the recovering’s PM. We believe *DRAM+PM* is preferable over *PM-only* because it avoids any inconsistency between DRAM and PM data.

Figure 1 shows the latency of the data transfer, which is the recovery time, as the size of the key-value store changes between 1GB–256GB. As the database size grows, the recovery latency increases. For a 256GB database, *PM-only* takes 254s, while *DRAM+PM* takes 360s. These are significant overheads.

¹Although Optane is discontinued, other alternatives can be used [18], [57]. For example, Micron demonstrated a 32 Gb (4 GB) NVDRAM device at IEDM [55], Everspin ships standalone STT-MRAM parts, Panasonic and STMicroelectronics continue to advance ReRAM and embedded PCM, and CXL explicitly supports emerging persistent media [57].

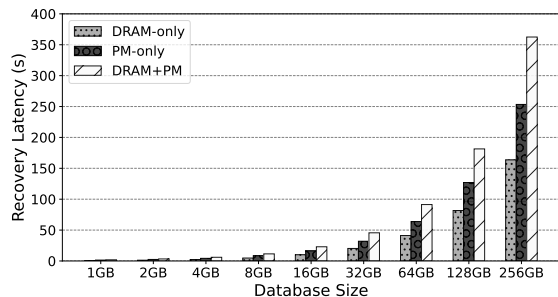


Fig. 1: Recovery latency in a state-of-the-art leaderless system.

IV. FAILURE MODEL

Cloud systems are expected to provide high availability. Even brief outages are highly undesirable [8], [10], as they can lead to potential financial losses of millions of dollars [44]. In this paper, we assume a scenario where a node in the cluster fails or disconnects, but its durable state remains intact and accessible after a short downtime (e.g., seconds to minutes). On regaining access, the durable state can be either in the original failed node, now back online, or in a replacement node.

The first scenario (i.e., durable state in the original node) can be the result of various hardware or software faults [41], [45]. Example hardware faults are internal CPU errors, CPU frequency drops, I/O latency anomalies, overheating, or service exceptions. Example software faults are kernel crashes, firmware issues, application bugs, misconfigurations, memory/resource leaks, or software incompatibilities. This scenario can also be the result of regular fleet operations like rack maintenance or software/BIOS updates. These issues are frequently addressed through reconnection or reboot [41], [45], [58].

The second scenario (i.e., durable state found in a replacement node) appears when hardware replacement is needed to mitigate infrastructure-related errors [29], and may require the involvement of an operator [27], [66]. Storage systems are generally resilient to failures, as they include technologies like battery-backed DRAMs [5], [35] and eADR [72]. On a node failure, they can be hot-plugged [53], allowing their transfer to a healthy node added to the cluster. Finally, datacenters often utilize dedicated storage servers [47], which ensure that remote storage remains intact and accessible by a replacement node in the event of a compute node failure.

Many of these errors are resolved within minutes. For example, the median restart time due to infrastructure issues is 8.6 minutes [29], while the median downtime following a crash is 11.43 minutes, with about half of these restarts classified as unplanned [7], [34]. Further, thanks to link redundancy, link failures are typically autonomously resolved without the need for an operator within a 5-minute time frame [25].

In these scenarios, (i) the ability of the software to access the durable state again as it was before the failure, and (ii) the short duration of the downtime, provide an opportunity to use high-performance online incremental recovery. The healthy nodes continue executing the application as usual—both while the failed node is down and while a node is recovering.

In cases where the durable state of a node is lost or remains inaccessible for an extended period, incremental recovery is not feasible. Then, the persistent state of the recovering node must be updated with the full copy of the datastore.

We assume that one node in the system runs a Configuration Manager (CM) process that regularly sends heartbeat messages to all the other nodes [2], [30]. If a node fails to respond within a timeout period, a failure is flagged. In line with prior work [30], [36], [61], [64], we assume the CM is fault tolerant. The CM periodically notifies a dedicated distributed service. If the service does not hear from the CM node for a while, it relaunches a new instance of the CM node. This is a well-established approach to detect node failures.

Other types of failures beyond a node crashing or getting disconnected, such as byzantine failures [21] or permanent network partitions, are not supported. We also assume that the system addresses silent data corruption by using existing RAS features and error-correcting codes in DRAM and network.

Our work primarily assumes a single failure in the system at any given time, which aligns with prior work [42]. However, we extend our discussion to concurrent failures in Section VI.

V. HEAL: RECOVERY IN LEADERLESS SYSTEMS

HEAL is a general and high-performance online incremental recovery scheme for leaderless distributed systems. It builds on top of an implementation of MINOS [54] and supports multiple memory persistency models. This section describes HEAL.

A. Timeline of Fault Detection and Recovery

To put the operation of HEAL in context, Figure 2 shows the timeline of fault detection and recovery. Before the HEAL recovery algorithm executes, two steps take place: fault detection and system reconfiguration to isolate the faulty node. How to perform these steps is not a contribution of this paper, as they have been detailed elsewhere [19], [20], [36]. Essentially, faults are detected by the CM through timeouts, and reconfiguration is performed by the CM by removing the failed node from the list of live nodes, and broadcasting the new list to all the live nodes.

After reconfiguration ②, the live nodes continue executing the workload, now without communicating with the failed node. This period is called the *Execution with Fewer Nodes* (EFN). Then, at some point, a recovering node R is identified by the CM ③. As indicated in Section IV, R may be the node that failed or a new one but, in either case, it contains the durable state of the failed node at the point of failure. After R is ready to recover, the CM changes the configuration again to include R in the list of live nodes, and broadcasts it to all the live nodes ④. The *Recovery time* now starts.

B. Key Ideas and Structures for the HEAL Recovery

To perform its recovery, HEAL relies on extended definitions of the Durability and Visibility points, and on two software structures: the *Partially_persisted* list and the *Missed_updates* buffer. We describe them next.

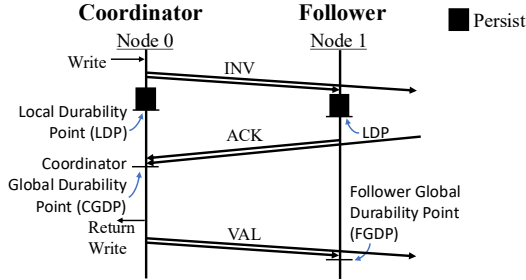
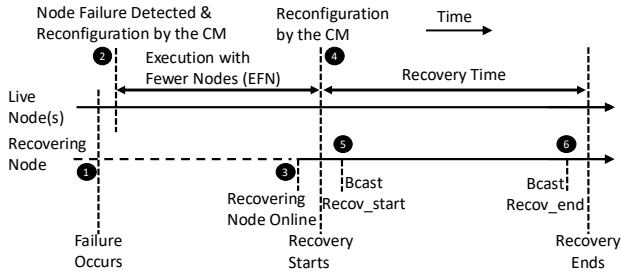


Fig. 3: Durability points in an update under $\langle \text{Lin}, \text{Synch} \rangle$.

1) *Durability Point*: Prior work [54] defines the Durability Point (DP) of an update in a distributed system as the point when the update is pushed to non-volatile storage. In this paper, we extend the concept by defining a *Local Durability Point* (LDP) for each node. This is the time when the update is pushed to local non-volatile storage in that node—e.g., a non-volatile memory (NVM) log. Also, we define the *Global Durability Point* (GDP) as the time when the update is persisted in all replica nodes. The GDP is observed by different nodes at different times. Since an update has a Coordinator and multiple Follower nodes, we define a *Coordinator GDP* (CGDP) and per-follower *Follower GDP* (FGDP).

Figure 3 shows the transaction for an update as described in Section II-A1. It corresponds to the $\langle \text{Lin}, \text{Synch} \rangle$ model. We show a single Follower but there are multiple Followers since, in this paper, we will assume that a record is replicated in all Followers. The figure shows the LDPs, the CGDP, and the FGDPs. The Coordinator reaches its LDP after it has persisted the update locally. Further, it reaches the CGDP after it has persisted the update locally and has received the ACKs from all nodes. A Follower reaches its LDP after it has persisted the update locally. It reaches the FGDP after it has received the VAL from the Coordinator. Section V-E describes the LDP, CGDP, and FGDP of the different models considered.

2) *Visibility Point*: Prior work [54] defines the Visibility Point (VP) of an update as the point when the update becomes available for consumption. It is equivalent to the DP except that VP deals with updates to the *volatile* storage. Hence, we also define a Local Visibility Point (LVP) per node, a Coordinator Global Visibility Point (CGVP), and a per-follower Follower Global Visibility Point (FGVP), in a similar manner. Section V-E describes the LVP, CGVP, and FGVP of the different models considered.

3) *Partially_persisted List*: In a Coordinator or Follower node, a *Partially-persisted* update is one that has been persisted

in the local NVM log (and, therefore, has reached the LDP), but has not yet reached the CGDP or FGDP, respectively. To identify these updates, we use the *GDP Flag*. Each entry in the local NVM log has a *GDP Flag*, which is set when the update finally reaches the FGDP (or CGDP).

If a node fails while an update has a clear GDP Flag, the update presents a dilemma during recovery, as the recovering node does not know whether the update reached the GDP in all the other nodes. Hence, during HEAL's recovery, the recovering node compiles a list of all the partially-persisted updates in its NVM log. The list is called the *Partially_persisted* list.

4) *Missed_updates Buffer*: While a node is down, all the other nodes continue executing the application. Each of them keeps buffering all the application updates in a volatile buffer in local memory called *Missed_updates*. This buffer will be used during recovery. We allow each live node to generate its own buffer for redundancy and recovery simplicity.

The set of updates in `Missed_updates` is not the same as in the NVM log. First, the NVM log is periodically recycled by pushing its entries to longer-term permanent storage. Second, only updates that had their GDP Flag set go to `Missed_updates`. Finally, in `Missed_updates`, newer updates to a record overwrite earlier updates to the same record.

To prevent excessive DRAM usage, we limit the size of the Missed_updates buffer. Once this limit is exceeded, the buffers are discarded and recovery falls back to non-incremental recovery.

C. HEAL Recovery Algorithm

After the CM changes the configuration for the second time, adding the recovering node R , and all the nodes are informed (④ in Figure 2), recovery starts. The idea behind the recovery is simple. R needs to ask a statically determined node (called its *Buddy* node) whether the stores in R 's *Partially_persisted* list were finally globally persisted. Further, R needs to get from its Buddy node the list of updates in the Buddy node's *Missed_updates* buffer and apply them locally. During all this process, R needs to participate in the commit of application updates initiated by other nodes—although R does not accept direct client requests until the recovery is over. Finally, R needs to synchronize with all the other live nodes to initiate ⑤ and to terminate ⑥ the recovery.

Figure 4 depicts the recovery algorithm for the $\langle \text{Lin}, \text{Synch} \rangle$ model. Later, in Section V-E, we consider the other models. Table II describes the messages exchanged in the algorithm. The algorithm has three steps.

Step 1: As soon as the CM completes the second reconfiguration, R participates as a Follower in the protocol of all the updates initiated by other nodes. However, it cannot yet take any client requests. We say that R acts as a *ShadowReplica* [36].

In this first step, R broadcasts a *Recov_start* message to all live nodes. Then, it uses its local NVM log to compile its *Partially_persisted* list. In practice, in most cases, the *Partially_persisted* list is empty. Finally, all live nodes respond with a *Recov_start ACK* message.

TABLE I: Times when an update reaches the different visibility and durability points for different models. In the table, “*” does not correspond to the update but, instead, to the PERSIST command that finishes the scope of the corresponding update.

Model	Reach LVP	Reach CGVP	Reach FGVP	Reach LDP	Reach CGDP	Reach FGDP
<Lin, Synch>	Updated local volatile memory	All ACKs received	VAL received	Updated local NVM	All ACKs received	VAL received
<Lin, Strict>		All ACK_Cs received	VAL_C received	NVM	All ACK_Ps received	VAL_P received
<Lin, REnf>			VAL received			VAL received
<Lin, Event>		All [ACK_C]sc's received	VAL_C received			—
<Lin, Scope>			[VAL_C]sc received	Updated local NVM*	All [ACK_P]sc's received*	[VAL_P]sc received*

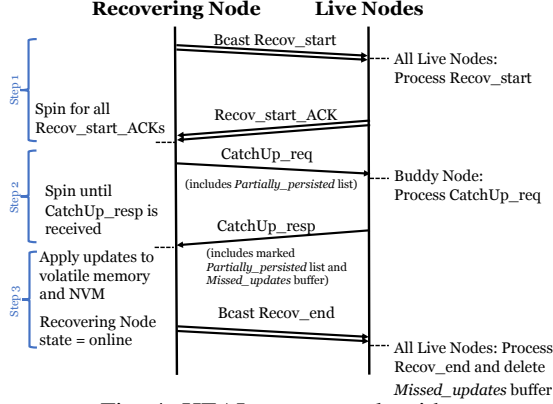


Fig. 4: HEAL recovery algorithm.

TABLE II: Messages exchanged in the recovery algorithm.

Message	Description
Recov_start	Broadcasted by the recovering node R to all live nodes to initiate the recovery.
Recov_start_ACK	Sent by live nodes to R as a response to Recov_start.
CatchUp_req	Sent by R to the Buddy node to request the updates it has missed. It includes its Partially_persisted list.
CatchUp_resp	Sent by the Buddy node to R . It includes R 's Partially_persisted list marked by the Buddy node and the Buddy node's Missed_updates buffer.
Recov_end	Broadcasted by R to all live nodes to complete the recovery.

Step 2: R sends a *CatchUp_req* message that includes its Partially_persisted list to its Buddy node. The Buddy node checks the timestamp T_{in} of each entry in such Partially_persisted list against the timestamp T_{curr} of the corresponding record in the Buddy node's volatile datastore state. Three cases are possible. If T_{curr} is equal to T_{in} , the entry in the Partially_persisted list is marked as globally committed. If T_{curr} is less than T_{in} , the entry in the Partially_persisted list is not marked because the update never committed. Finally, if T_{curr} is higher than T_{in} , a later update to the record has committed. Since such update must be in the Missed_updates buffer, there is no need to mark the entry in the Partially_persisted list as committed.

Then, the Buddy node responds to R with a *CatchUp_Resp* message with: 1) the marked Partially_persisted list and 2) the contents of the Buddy node's Missed_updates buffer.

Step 3: When R receives *CatchUp_Resp*, it applies locally the marked updates from the received Partially_persisted list, and the updates from the received Missed_updates buffer. The updates are applied to both volatile memory and NVM to bring both of them up-to-date.

Then, R changes its state to fully online, which allows it to take client requests. It broadcasts a *Recov_end* message to all live nodes to mark the end of the recovery. When a live node receives the message, it deletes its Missed_updates buffer.

D. Recovery Issues

In HEAL, no committed update is lost. At the time a node fails (① in Figure 2), its local NVM log has an accurate record of what updates have been globally persisted (i.e., the entries with GDP Flag set) or at least locally persisted (i.e., those with GDP Flag clear). In addition, any update initiated from a live node after the node failure but before the first CM-triggered reconfiguration *cannot complete*. The reason is that it requires ACKs from all Followers, including the failed node. The communication with the failed node times out, and the write cannot complete. Eventually, the CM discovers the failure. After reconfiguration, during the EFN period, all updates are saved in the live nodes' Missed_updates buffers.

During recovery, R proceeds to apply the updates received in the *CatchUp_Resp* message from the Buddy node. However, it rejects those that have already become obsolete due to a later update to the same record during its execution as a *ShadowReplica*.

The longer the EFN period is, the larger the Missed_updates buffer in the Buddy node will grow, and the longer it will take for R to process the buffer during the recovery. The duration of the EFN period depends on how quickly an R can be brought online and is orthogonal to HEAL.

The time between a node failure and failure detection is likely to be small. This is because it is determined by the timeout of a CM heartbeat to the failed node.

E. Impact of Consistency-Persistence Models

Table I shows when the Local, Coordinator Global, and Follower Global Visibility Points (LVP, CGVP, and FGVP) and Durability Points (LDP, CGDP, and FGDP) are reached for an update in the five <consistency, persistency> models considered. The terminology used follows MINOS [54]. For example, in <Lin, REnf>: (i) a node reaches LVP when it updates its local volatile memory; (ii) a Coordinator reaches CGVP when it receives all the consistency ACKs (ACK-Cs); (iii) a Follower reaches FGVP when it receives the VAL; (iv) a node reaches LDP when it updates its local persistent memory; (v) a Coordinator reaches CGDP when it receives all the persistency ACKs (ACK_Ps); and (vi) a Follower reaches FGDP when it receives the VAL.

Note that <Lin, Event> has no defined durability points for an update, as it persists “eventually”. Moreover, as shown with an asterisk, the durability point conditions for <Lin, Scope> refer not to messages in the update itself but, instead, to messages in the PERSIST that finishes the scope of the update. These visibility/durability point considerations are in effect during normal execution and during ShadowReplica execution.

Hence, they are in effect when updating the `Missed_updates` buffer and when persisting state in the local NVM log.

F. Failure Scenarios

HEAL considers two types of failures. The first one includes message loss, long message delays due to high contention, and intermittent network link disconnections; the second one includes a node failing or getting permanently disconnected from the network. As indicated in Section IV, other failures like permanent network partitioning are not considered.

To understand how to handle the supported failures, recall that, when a node receives a client read, it satisfies it locally, while when it receives a client write, it involves all the other nodes. If a failure occurs during a read, the read does not complete and the client retries after a timeout using a different replica node. This is trivial and so we do not explore it. Hence, we focus on failures during a write. For simplicity, we use `<Lin, Synch>`, but similar ideas apply to the other models. We consider the two types of failures.

1) *Recovering from Message Loss/Delay and Intermittent Network Disconnections*: These failures may cause two types of timeouts (Figure 3). The first one (*INV-ACK*) goes off in a Coordinator if the time from when all the INVs have been sent until when all the corresponding ACKs have been received is over a threshold. The second one (*ACK-VAL*) goes off in a Follower if the time from when it sends an ACK until when it receives the corresponding VAL is over a threshold.

When a Coordinator’s *INV-ACK* timeout goes off, the Coordinator rebroadcasts the INVs to all Followers, similarly to Hermes [36]. The process is potentially repeated multiple times. We opt for rebroadcasting over sending messages to only the non-responding nodes to reset the timers in all the Followers. Each message includes the initial request timestamp, which remains unchanged upon replay, facilitating the handling of duplicates.

When a Follower’s *ACK-VAL* times out, the Follower re-sends the ACK as in the previous case. Overall, in both cases, the response will eventually be received.

2) *Recovering from Node Failures and Permanent Network Disconnections*: These failures are identified through non-responsive CM heartbeats. To understand the HEAL recovery, we consider the two possible cases: Coordinator failure (or disconnect) and Follower failure (or disconnect). Table III shows, for each of the two failures, (1) how the failure makes the update operation incomplete, (2) how the incomplete operation completes during the execution with fewer nodes, and (3) what the recovering node *R* does during the recovery.

A *Coordinator failure* occurs when the Coordinator of an update fails after sending at least one INV and before sending all VALs—we ignore the trivial case when a Coordinator fails before sending any of the INVs because, in this case, the client times out and reissues the request to another node. The operation is incomplete because there is at least one *incomplete* Follower, i.e., a Follower that received an INV and no VAL. Once the CM has detected the failure, it reconfigures the system to remove the Coordinator node and informs all the

remaining nodes. At this point, an incomplete Follower takes on the role of the Coordinator for this update, and replays the update, carrying the original Coordinator’s timestamp. HEAL sets the reaction times of the Followers so that one reacts first. However, it is possible that multiple incomplete Followers react simultaneously, which leads to multiple Followers taking on the role of Coordinator for the same update. This is correct because a node processes requests according to timestamps. Multiple messages with the same timestamp induce the same effect as a single message, as duplicates are obsolete.

A *Follower failure* occurs when a Follower fails before sending the ACK to the Coordinator of an update. The operation is incomplete because the Coordinator does not collect all the ACKs. Once the CM has detected the failure, it reconfigures the system to remove the Follower node and informs all the other nodes. Then, the Coordinator replays the update without including the failed node.

G. Comparison to ZooKeeper’s Recovery

The HEAL recovery is more efficient than the ZooKeeper one described in Section II-C. The most important reason is that HEAL works for the higher-performing *leaderless* systems while ZooKeeper works for leader-based systems. In addition, HEAL provides three advantages.

First, HEAL provides *Proactive* recovery—i.e., it provides to the recovering node *R* all the updates that the latter missed with very low overhead. Indeed, such updates are collected in advance in the `Missed_updates` DRAM buffer and, on recovery, immediately sent to *R* by its Buddy node. Second, the `Missed_updates` buffer contains no redundant updates—only the latest update to each record. This design reduces recovery overhead during the transfer of the updates from the Buddy node to *R*, and during their application to the persistent storage in *R*. Finally, during recovery, *R* remains active, participating in the protocol of ongoing client updates as a shadow replica, which speeds-up execution.

VI. CONCURRENT FAILURES

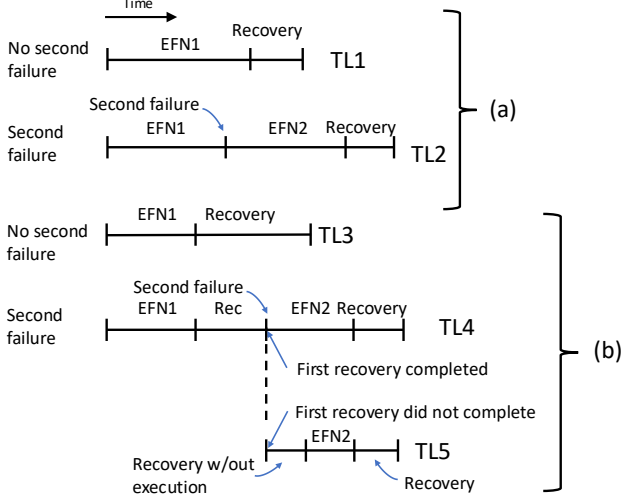
As described so far, HEAL handles single failures; it is assumed that a second failure will not occur until after the system has recovered from the first one. Here, we outline how HEAL can be extended to support concurrent failures.

Given the timeline of a node failure shown in Figure 2, we consider two cases: (i) during the EFN time, another node fails, and (ii) during the Recovery time, either the Buddy node, another live node, or the recovering node *R* fails. If a node fails during the EFN time, the system detects it like in the first failure. Because no update can make progress with a failed node, the CM reconfigures the system again, this time entering an EFN period with two missing nodes. This is shown as EFN2 in Timeline TL2 in Figure 5a.

During EFN2, the live nodes continue execution, augmenting their `Missed_updates` buffer (which contains the updates performed during the first, interrupted EFN1 period) with the new updates performed during this new EFN2 period. For simplicity, the CM will wait until it can get two working

TABLE III: Node failures and recovery from them.

Type of Update Failure	How the Failure Makes the Update Operation Incomplete	Completing the Update during Execution with Fewer Nodes	What the Recovering Node Does during Recovery
Coordinator fails after sending at least 1 INV and before sending all VALs	At least one Follower received INV but no VAL	CM reconfigures to remove Coordinator and inform all other nodes. One or more live nodes that had received INV but no VAL take over as Coordinator and replay the update	Apply the update from the Missed_updates buffer of the Buddy Node (if update has not become obsolete already)
A Follower fails before sending the ACK to the Coordinator	The Coordinator does not collect all ACKs	CM reconfigures to remove Follower and informs all other nodes. The Coordinator replays the update	

Fig. 5: Handling multiple concurrent failures. In the figure, TL_i means timeline i .

nodes to replace the two failed nodes. At that point, it will reconfigure the system, and the recovery re-starts, with two recovering nodes. Each of them picks a different Buddy node and, as it gets the Missed_updates from its Buddy node, it only applies those updates that it has missed: the node that had failed earlier applies more updates than the one that failed later. This is shown in Figure 5a.

If a node fails during a recovery period, irrespective of whether it is a Buddy node, R , or any other node, no update can make progress until the CM reconfigures the system. Before the second failure and reconfiguration, R may have made some progress in the recovery process. After the reconfiguration, HEAL checks whether R is up and has been able to apply locally all the updates missed since the first fault.

If this is true (Timeline TL4 of Figure 5b), HEAL considers the first recovery completed. Then, HEAL initiates an EFN2 period while a new node is identified. When the new node is identified and connected, a recovery for that node is performed.

If the first recovery did not complete (Timeline TL5 of Figure 5b), HEAL requires the first recovery to be redone. For simplicity, HEAL repeats the first recovery without allowing the live nodes to continue execution. This is reasonable given that having two concurrent failures is relatively rare. In the special case where the second failed node is precisely the node that was trying to recover, HEAL waits until a new node can be hot-plugged, and then proceeds to redo the first recovery. Further, in the special case where the second failed node is precisely the Buddy node, a new Buddy node is identified.

Once the first recovery is completed, execution resumes

1. Concurrency Checks
Absence of deadlocks and livelocks.
2. Consistency Checks
a) The timestamp of the record in volatile memory is the same across all replicas.
b) When the Coordinator is about to send a VAL for consistency for a record, the timestamp of the record in volatile memory is the same across all replicas.
3. Persistency Checks
a) The timestamp of the record in NVM is the same across all replicas.
b) When the Coordinator is about to send a VAL for persistency for a record, the timestamp of the record in NVM is the same across all replicas.

TABLE IV: Conditions checked using TLA+ for all the models, in the presence of failures.

during an EFN2 period while a new node is identified to fill in for the second failed node. When the new node is identified and connected, a recovery for the second failure is performed.

We could instead try to redo the first recovery while the healthy nodes continue executing under an EFN2 period. However, this would potentially require having a double set of Missed_updates buffers per node.

As indicated in Section IV, if the CM fails, the Zookeeper relaunches a new instance of the CM.

VII. PROTOCOL VERIFICATION

To ensure the correctness of the HEAL protocols, we employ the TLA+ formal specification and verify our models using the TLC model checker [38]. Our implementation builds on the publicly available TLA+ specification of Hermes [36], extending it to incorporate all <consistency, persistency> model pairs discussed in this work.

As summarized in Table IV, our verification covers three categories of checks. First, we ensure *concurrency safety* by confirming the absence of deadlocks and livelocks across all reachable states. Second, we verify *consistency correctness* by checking that the timestamp of each record in volatile memory is consistent across replicas. Third, we check *persistency correctness* by ensuring that the timestamp of each record in NVM is the same across replicas. All correctness conditions are validated under the fault scenarios of Section IV, including node crashes and message loss, ensuring full system recovery.

We executed TLC on a 16-core workstation with 64 GB of memory using breadth-first exploration and full symmetry reduction [38]. For instance, the <Lin, Synch> verification completed in 26 minutes, exploring 138 million distinct states with a state-space diameter of 41. These values are representative of the other persistency models.

VIII. METHODOLOGY

We evaluate HEAL running on a 6-node cluster with 7 cores per node provided by CloudLab [22]. This is the largest cluster we could reliably obtain with the necessary configuration.

TABLE V: Cluster used to run HEAL.

Number of nodes	6
CPU per node	Xeon E5-2450 (7 cores, 2.1 GHz)
In-memory datastore	13GB/node and 256GB/node (modeled)
NIC per node	Mellanox MX354A FDR CX3
Timeouts	2 ms INV-ACK, 2 ms ACK-VAL
Heartbeat period	4 ms

The cluster parameters are shown in Table V. One of the nodes is the CM, while the other 5 nodes run the workloads. HEAL replicates every record in each of the 5 nodes. This is the default replication degree in past work [36], [54]. In larger machines, one could have multiple 5-node replication groups. The nodes in the cluster do not have modern persistent memories. Hence, we emulate the latency and bandwidth of persistent memory based on prior work [67]. We use an in-memory datastore of 13 GB per node and model one with 256 GB per node as will be described in Section IX-A.

When a node receives a protocol message (e.g., INV), it needs to perform a sequence of steps. If we used the popular one-sided RDMA for communication, we would need multiple messages to perform these multiple steps. Consequently, we instead use a Remote Procedure Call (RPC) library named eRPC [1], [33] that provides performance similar to RDMA but with fewer transfers. The CM uses one-sided RDMA for the heartbeat exchange.

Workloads Used. We evaluate HEAL with two different benchmarks: the TAOBench application suite [14] and the Yahoo! Cloud Serving Benchmark (YCSB) [15], [56]. TAOBench tests the performance of social graph databases, simulating real-world user interactions. In our experiments, we use four of the provided drivers: MySQL [50], CockroachDB (CRDB) [59], YugabyteDB [70], and Cloud Spanner (Spanner) [26]. The default setup uses a uniform record distribution, and 80% reads and 20% writes. After failure detection, we set the period of execution with fewer nodes (EFN) to 360 seconds.

Because the TAOBench runs take a long time, we also run YCSB. For the YCSB experiments, we use a Hashtable [13] back-end in-memory application. The workload uses a zipfian distribution for records, has 80% read and 20% write operations, and each node issues 3M back-to-back operations. Because YCSB are synthetic benchmarks that issue back-to-back transactions, we set their EFN period to 6 seconds.

Systems Evaluated. We evaluate three leaderless systems that use the Hermes [36] consistency transactions on a MINOS [54] implementation of different persistency models: *Baseline*, *HEAL*, and *State-of-the-art*. *Baseline* does not have any recovery support and we assume that it suffers no failure. *HEAL* is *Baseline* plus our proposed incremental recovery mechanism. *State-of-the-art* is *Baseline* with a nonincremental recovery; on a fault, it copies the full database from one node to another like Hermes. We cannot use Hermes as is because Hermes does not consider any persistency model. In both HEAL and State-of-the-art, we model a node failure and subsequent system recovery. The default DDP model used is $\langle \text{Lin}, \text{Synch} \rangle$. We are interested in two metrics: 1) failure recovery latency and 2) loss of system throughput due to the failure.

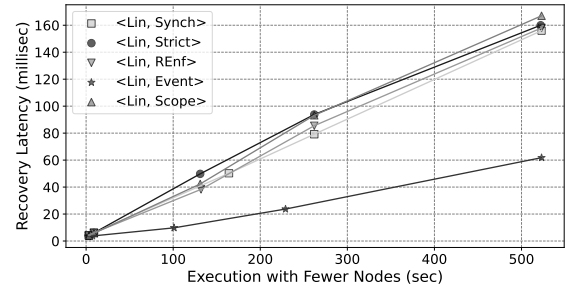


Fig. 6: HEAL recovery latency as a function of the EFN duration for a 256GB datastore per node.

In Section IX-D, we also compare HEAL to the ZooKeeper online incremental recovery scheme. The two systems differ not only on the three HEAL recovery optimizations described in Section V-G; they also differ in the protocol used: HEAL is *leaderless* and ZooKeeper is *leader-based*.

IX. EVALUATION

We first use TAOBench to compare *HEAL*'s recovery latency and throughput degradation to *State-of-the-art*. Then, we use the faster YCSB runs to characterize HEAL. Finally, we compare HEAL to the leader-based ZooKeeper.

A. Recovery Latency with the TAOBench Suite

Figure 6 shows the recovery latency of HEAL as a function of the duration of the execution with fewer nodes (EFN). The figure refers to the average of our four TAOBench drivers, and shows curves for the different persistency models. We model a 256GB datastore per node. Since the machine we use for our experiments only has 16GB per node, we cannot execute the actual datastore. Hence, we use a 13GB datastore per node but emulate a very large datastore by assuming that all the updates performed during the EFN period are to *different keys*. Hence, the Missed_updates buffer adds an entry at every update, and its size grows fast, which increases the recovery time.

We see that, as the EFN period increases, the recovery that follows it takes a longer time in all cases. This is because, the longer a node is offline, the more state the Missed_updates buffers accumulate; then, during recovery, this state is applied to the recovering node. We also see that the recovery latency is similar for all models except $\langle \text{Lin}, \text{Event} \rangle$. The latter has a faster recovery mostly because, in Event, the recovering node applies the updates received from its Buddy node to its persistent memory in the background.

We see that the recovery latency is always small. For example, for an EFN period of 360s, the recovery latency of $\langle \text{Lin}, \text{Synch} \rangle$ is about 120ms. This is in contrast to the time it takes for *State-of-the-art* to transfer the database from a recoverer node's persistent memory (PM) to the recovering node's PM. From Figure 1, such time is 360 sec for DRAM+PM and 254 sec for PM-only in a 256GB datastore per node. These times are lower bounds of the recovery latency of *State-of-the-art*.

Table VI shows the size of the per-node Missed_updates buffers for Lin consistency and various persistency models for experiments with 13GB and 256GB datastores. The data is the

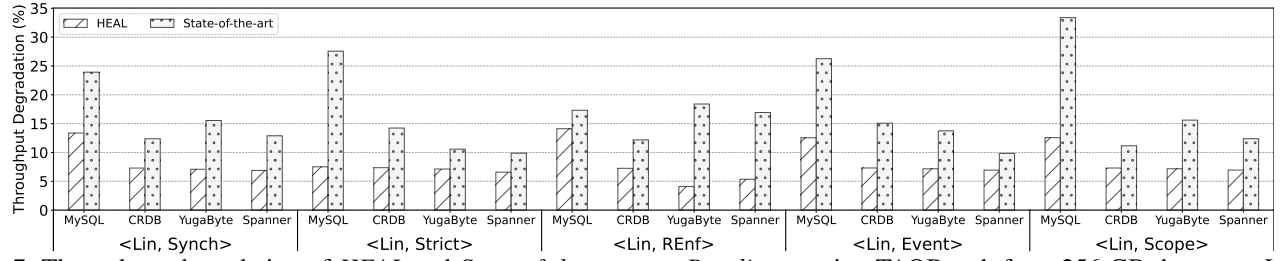


Fig. 7: Throughput degradation of *HEAL* and *State-of-the-art* over *Baseline* running TAOBench for a 256 GB datastore. Lower values are better.

TABLE VI: Average per-node Missed_updates buffer size for Lin consistency and various persistency models.

Datastore Size	Persistency Model				
	Synch	Strict	REnf	Event	Scope
13GB	2.25 MB	2.25 MB	2.25 MB	2.25 MB	2.26 MB
256GB	19.20 MB	28.86 MB	17.66 MB	18.11 MB	32.14 MB

average across all the TAOBench drivers. We see that, for a 13GB database, the Missed_updates buffers are small. This is because the datastore is small, and many keys are reused during the EFN period. In contrast, for a 256GB datastore, the Missed_updates buffer sizes are larger, and reach 17.7–32.1 MB per node. In addition, the sizes vary across the models, which we attribute to the fact that the EFN period measured in different experiments corresponds to somewhat different sections of the program. Overall, this is an acceptable cost to enable incremental recovery. If the EFN period was so long that the Missed_updates buffer overflowed, the system would revert to recovering by transferring the whole datastore.

B. Throughput with the TAOBench Suite

Figure 7 shows the throughput degradation of *HEAL* and *State-of-the-art* over *Baseline* for the 4 TAOBench drivers and 5 models. *Baseline* has no failure, while *HEAL* and *State-of-the-art* suffer and recover from one node failure. The *State-of-the-art* bars use the *DRAM+PM* environment of Fig. 1. We model the 256GB datastore. In the figure, lower bars are better.

If we consider <Lin, Synch>, we see that the average throughput degradation in *HEAL* and *State-of-the-art* is 8.7% and 16.2%, respectively. Across all persistency models, the throughput degradation in *HEAL* is 4–14%, with an average of 8.1%; the throughput degradation in *State-of-the-art* is 10–34%, with an average of 16.5%. The reason for the difference between *HEAL* and *State-of-the-art* is the different recovery latencies in the two systems. In both systems, the application starts with healthy nodes, suffers the loss of a node for 360s, goes through a recovery, and then finishes execution with all nodes healthy. During the EFN and recovery periods, both systems execute with lower throughput. Since the recovery completes much faster in *HEAL*, the average throughput degradation in *HEAL* is substantially lower than in *State-of-the-art*.

The difference in throughput degradation between *HEAL* and *State-of-the-art* remains large across persistency models. In general, weaker models such as <Lin, Event> should suffer less absolute throughput degradation since, as seen in Sec. IX-A, their recovery latency is shorter. However, weaker

models also execute faster in *Baseline*, and the loss in throughput during the constant-time EFN period causes a higher loss in weaker models. For these reasons, the percentage throughput degradation is similar across persistency models.

C. Breakdown of the HEAL Recovery Latency

We now characterize *HEAL* with faster runs using YCSB. Figure 8 shows the recovery latency for all models and for executions with 5, 4, or 3 nodes. The bars are broken down into the three steps of the recovery shown in Fig. 4: from the beginning to when the recovering node *R* receives all the Recov_start_ACKs (*Start_to_ACK*), from when *R* prepares and sends CatchUp_req until it receives CatchUp_resp (*CatchUp_to_Resp*), and from when *R* starts applying the updates based on CatchUp_resp until the end (*Apply_to_end*).

The *Start_to_ACK* time is negligible, as it involves exchanging small messages. *CatchUp_to_Resp* takes about 10–15% of the recovery latency in most models and about 50% in <Lin, Event>. In absolute terms, however, *CatchUp_to_Resp* is similar in all models, as it involves sending at least one bulky message. *Apply_to_end* is typically the dominant time by far. The only exception is for the weak <Lin, Event>. *Apply_to_end* is long because the recovering node *R* persists locally all the entries in the Missed_updates buffer that are not obsolete. In <Lin, Event>, *Apply_to_end* is short because, under Event persistency, *R* does not apply the updates to the persistent memory in the critical path.

<Lin, Scope> has a high *Apply_to_end* time even though it is weaker than some other models. The reason may be because this model needs more synchronization between nodes through [PERSIST]sc commands. The *Apply_to_end* time tends to increase with the node count due to the higher network activity.

D. Comparison to the Leader-based ZooKeeper Scheme

Fig. 9 compares *HEAL* with <Lin, Synch> and ZooKeeper. We run TAOBench on a 13 GB datastore, as the system suffers a node failure and, after a 360-second EFN period, recovers. The top plot shows the recovery latency of ZooKeeper (in bars) and *HEAL* (as horizontal blue lines). The ZooKeeper latency is broken into four components. The first three correspond to the shortcomings in ZooKeeper that *HEAL* eliminates (Sections II-C and V-G), slightly modified for ease of measurement: 1) redundant updates in the leader’s log that are read from non-volatile storage, transferred, and applied to the recovering node’s log (*Redundant Copies*), 2) accessing the leader’s log in non-volatile storage rather than

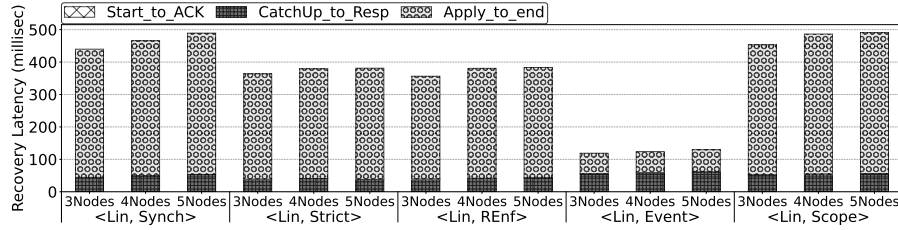


Fig. 8: Breakdown of *HEAL*'s recovery latency for different persistency models and numbers of nodes.

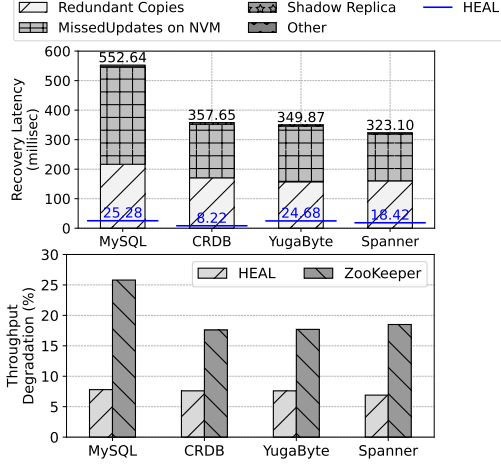


Fig. 9: *HEAL* vs ZooKeeper for a 13 GB datastore: recovery latency (top) and throughput degradation over the failure-free *Baseline* (bottom).

a proactively-prepared DRAM buffer for the non-redundant copies (*MissedUpdates on NVM*), and not allowing the recovering node to transition to a shadow replica (*Shadow Replica*). The fourth category is other recovery operations (*Other*).

We see that *HEAL* recovers substantially faster than the leader-based ZooKeeper scheme. On average, its recovery latency is $20.7\times$ lower. Consider now the three identified overheads. Manipulating redundant copies in time-consuming non-volatile storage accesses and data transfers is a major overhead in ZooKeeper. Maintaining the log in non-volatile storage for the remaining, non redundant copies is also a large overhead. However, the absence of shadow replica operations incurs minimal additional overhead. In part, this is because these workloads are read-intensive; in write-intensive ones, the overhead will be higher. Finally, the *Other* category is primarily associated with ZooKeeper's leader-based architecture. It accounts for about 40% of the recovery latency.

The bottom plot shows the throughput degradation experienced by applications over the *Baseline*. On average, *HEAL* reduces the throughput degradation by 62.4% over ZooKeeper. While both schemes use on-line incremental recovery, their main throughput differences stem from: (i) *HEAL* being leaderless and ZooKeeper being leader-based, and (ii) the two main inefficiencies of the ZooKeeper recovery protocol described above that can be eliminated with some *HEAL* techniques.

X. RELATED WORK

Many recovery techniques have been proposed. As indicated before, they use logging [24], [68], [69], [71], replication [36],

[63], erasure coding [12], or a combination of them. Most of the current systems operate in leader-based mode (e.g., [19], [23], [24], [30], [49]). They use different consistency and persistency models—e.g., RAMCloud [49] and Skyros [24] support a model similar to $\langle \text{Lin}, \text{Synch} \rangle$; CAD [23] supports a persistency model like REnf.

Several transactional [32], [37] and State Machine Replication (SMR) [48] schemes rely on clients broadcasting each transaction or operation to all the nodes in the cluster, and ordering transactions/operations through a Global ID. For that, they use special software support for a broadcast primitive, usually through consensus [48]. Such support is expensive.

There are only a few systems that operate in the recent, high-performance leaderless mode. They include EPaxos [63], Hermes [36], and MINOS [54]. These schemes attain the highest-performance execution, but make online incremental recovery more complex. In Hermes, recovery after a node failure involves a full database transfer to the node being recovered. Moreover, Hermes does not consider the concept of durability. EPaxos describes a leaderless consensus algorithm, but does not consider recovery. *HEAL* is the first online, incremental recovery scheme for leaderless systems. Its protocol is based on MINOS [54] and is optimized for minimal recovery latency and low throughput impact.

XI. DISCUSSION

HEAL builds on prior work that assumes byte-addressable NVM as the durable layer [54]. Using SSDs instead of NVM is orthogonal to *HEAL*'s protocol. It increases persistency delays due to file I/O, but does not affect correctness or semantics.

Empirical studies show that node failures rarely corrupt the local durable state. Past literature assumes that, in node outages, the local persistent storage remains intact [4], [28]. This observation motivates *HEAL*'s assumption that durable state can be reused after recovery.

XII. CONCLUSION

This paper proposed *HEAL*, the first online, incremental recovery scheme for leaderless distributed systems. It introduced algorithms for linearizable consistency and 5 persistency models. On average, *HEAL* recovers a cluster after a node failure in 120 ms, while reducing the throughput by 8.7%. In comparison, a state-of-the-art recovery scheme for leaderless systems needs 360 seconds to recover, and reduces the throughput by 16.2%. Further, compared to a leader-based incremental recovery scheme, *HEAL* reduces the recovery latency by $20.7\times$ and the throughput degradation by 62.4%.

REFERENCES

- [1] A. Kalia and M. Kaminsky and D. G. Andersen, “eRPC on GitHub.” <https://github.com/erpc-io/eRPC>, 2019.
- [2] M. K. Aguilera, N. Ben-David, R. Guerraoui, V. J. Marathe, A. Xygiakis, and I. Zablotchi, “Microsecond Consensus for Microsecond Applications.” in *14th USENIX Symposium on Operating Systems Design and Implementation, OSDI 2020, Virtual Event, November 4-6, 2020*. USENIX Association, 2020, pp. 599–616. [Online]. Available: <https://www.usenix.org/conference/osdi20/presentation/aguilera>
- [3] R. Alagappan, A. Ganesan, E. Lee, A. Albarghouthi, V. Chidambaram, A. C. Arpaci-Dusseau, and R. H. Arpaci-Dusseau, “Protocol-Aware Recovery for Consensus-Based Storage.” in *2019 USENIX Annual Technical Conference, USENIX ATC 2019, Renton, WA, USA, July 10-12, 2019*, D. Malkhi and D. Tsafir, Eds. USENIX Association, 2019. [Online]. Available: <https://www.usenix.org/conference/atc19/presentation/alagappan>
- [4] R. Alagappan, A. Ganesan, J. Liu, A. C. Arpaci-Dusseau, and R. H. Arpaci-Dusseau, “Fault-Tolerance, Fast and Slow: Exploiting Failure Asynchrony in Distributed Systems.” in *13th USENIX Symposium on Operating Systems Design and Implementation, OSDI 2018, Carlsbad, CA, USA, October 8-10, 2018*, A. C. Arpaci-Dusseau and G. Voelker, Eds. USENIX Association, 2018, pp. 390–408. [Online]. Available: <https://www.usenix.org/conference/osdi18/presentation/alagappan>
- [5] M. A. Alshboul, P. Ramrakhiani, W. Wang, J. Tuck, and Y. Solihin, “BBB: Simplifying Persistent Programming using Battery-Backed Buffers.” in *IEEE International Symposium on High-Performance Computer Architecture, HPCA 2021, Seoul, South Korea, February 27 - March 3, 2021*. IEEE, 2021, pp. 111–124. [Online]. Available: <https://doi.org/10.1109/HPCA51647.2021.00019>
- [6] H. Attiya and J. L. Welch, “Sequential Consistency versus Linearizability.” *ACM Trans. Comput. Syst.*, vol. 12, no. 2, pp. 91–122, 1994. [Online]. Available: <https://doi.org/10.1145/176575.176576>
- [7] L. A. Barroso, U. Hölzle, and P. Ranganathan, *The Datacenter as a Computer: Designing Warehouse-Scale Machines, Third Edition*, ser. Synthesis Lectures on Computer Architecture. Morgan & Claypool Publishers, 2018. [Online]. Available: <https://doi.org/10.2200/S00874ED3V01Y201809CAC046>
- [8] E. Brewer, “Spanner, TrueTime & the CAP Theorem.” *Google Research*, 2017, (last accessed on 11/20/2024). [Online]. Available: <https://static.googleusercontent.com/media/research.google.com/en/pubs/archive/45855.pdf>
- [9] N. Bronson, Z. Amsden, G. Cabrera, P. Chakka, P. Dimov, H. Ding, J. Ferris, A. Giardullo, S. Kulkarni, H. C. Li, M. Marchukov, D. Petrov, L. Puzar, Y. J. Song, and V. Venkataramani, “TAO: Facebook’s Distributed Data Store for the Social Graph.” in *2013 USENIX Annual Technical Conference, San Jose, CA, USA, June 26-28, 2013*, A. Birrell and E. G. Sirer, Eds. USENIX Association, 2013, pp. 49–60. [Online]. Available: <https://www.usenix.org/conference/atc13/technical-sessions/presentation/bronson>
- [10] M. Burrows, “The Chubby Lock Service for Loosely-Coupled Distributed Systems.” in *7th Symposium on Operating Systems Design and Implementation (OSDI ’06), November 6-8, Seattle, WA, USA*, B. N. Bershad and J. C. Mogul, Eds. USENIX Association, 2006, pp. 335–350. [Online]. Available: <http://www.usenix.org/events/osdi06/tech/burrows.html>
- [11] F. Cappello, A. Geist, W. Gropp, S. Kale, B. Kramer, and M. Snir, “Toward Exascale Resilience: 2014 update.” *Supercomput. Front. Innov.*, vol. 1, no. 1, pp. 5–28, 2014. [Online]. Available: <https://doi.org/10.14529/jsfi140101>
- [12] J. C. W. Chan, Q. Ding, P. P. C. Lee, and H. H. W. Chan, “Parity logging with reserved space: towards efficient updates and recovery in erasure-coded clustered storage.” in *Proceedings of the 12th USENIX conference on File and Storage Technologies, FAST 2014, Santa Clara, CA, USA, February 17-20, 2014*, B. Schroeder and E. Thereska, Eds. USENIX, 2014, pp. 163–176. [Online]. Available: <https://www.usenix.org/conference/fast14/technical-sessions/presentation/chan>
- [13] F. Chang, J. Dean, S. Ghemawat, W. C. Hsieh, D. A. Wallach, M. Burrows, T. Chandra, A. Fikes, and R. E. Gruber, “Bigtable: A Distributed Storage System for Structured Data.” *ACM Trans. Comput. Syst.*, vol. 26, no. 2, pp. 4:1–4:26, 2008. [Online]. Available: <https://doi.org/10.1145/1365815.1365816>
- [14] A. Cheng, X. Shi, A. N. Kabenell, S. Lawande, H. Qadeer, J. Chan, H. Tin, R. Zhao, P. Bailis, M. Balakrishnan, N. Bronson, N. Crooks, and I. Stoica, “TAOBench: An End-to-End Benchmark for Social Networking Workloads.” *Proc. VLDB Endow.*, vol. 15, no. 9, pp. 1965–1977, 2022. [Online]. Available: <https://www.vldb.org/pvldb/vol15/p1965-cheng.pdf>
- [15] B. F. Cooper, A. Silberstein, E. Tam, R. Ramakrishnan, and R. Sears, “Benchmarking Cloud Serving Systems with YCSB.” in *Proceedings of the 1st ACM Symposium on Cloud Computing*, ser. SoCC ’10. New York, NY, USA: Association for Computing Machinery, 2010, p. 143–154. [Online]. Available: <https://doi.org/10.1145/1807128.1807152>
- [16] S. B. Davidson, H. Garcia-Molina, and D. Skeen, “Consistency in a Partitioned Network: A Survey.” *ACM Comput. Surv.*, vol. 17, no. 3, p. 341–370, 09 1985. [Online]. Available: <https://doi.org/10.1145/5505.5508>
- [17] G. DeCandia, D. Hastorun, M. Jampani, G. Kakulapati, A. Lakshman, A. Pilchun, S. Sivasubramanian, P. Voshall, and W. Vogels, “Dynamo: Amazon’s highly available key-value store.” in *Proceedings of the 21st ACM Symposium on Operating Systems Principles 2007, SOSP 2007, Stevenson, Washington, USA, October 14-17, 2007*, T. C. Bressoud and M. F. Kaashoek, Eds. ACM, 2007, pp. 205–220. [Online]. Available: <https://doi.org/10.1145/1294261.1294281>
- [18] P. Desnoyers, I. F. Adams, T. Estro, A. Gandhi, G. Kuenning, M. P. Mesnier, C. A. Waldspurger, A. Wildani, and E. Zadok, “Persistent Memory Research in the Post-Optane Era.” in *Proceedings of the 1st Workshop on Disruptive Memory Systems, DIMES 2023, Koblenz, Germany, 23 October 2023*. ACM, 2023, pp. 23–30. [Online]. Available: <https://doi.org/10.1145/3609308.3625268>
- [19] A. Dragojevic, D. Narayanan, M. Castro, and O. Hodson, “FaRM: Fast Remote Memory.” in *Proceedings of the 11th USENIX Symposium on Networked Systems Design and Implementation, NSDI 2014, Seattle, WA, USA, April 2-4, 2014*, R. Mahajan and I. Stoica, Eds. USENIX Association, 2014, pp. 401–414. [Online]. Available: <https://www.usenix.org/conference/nsdi14/technical-sessions/dragojevic/C4%87>
- [20] A. Dragojevic, D. Narayanan, E. B. Nightingale, M. Renzelmann, A. Shamis, A. Badam, and M. Castro, “No Compromises: Distributed Transactions with Consistency, Availability, and Performance.” in *Proceedings of the 25th Symposium on Operating Systems Principles, SOSP 2015, Monterey, CA, USA, October 4-7, 2015*, E. L. Miller and S. Hand, Eds. ACM, 2015, pp. 54–70. [Online]. Available: <https://doi.org/10.1145/2815400.2815425>
- [21] K. Driscoll, B. Hall, H. Sivercrona, and P. Zumsteg, “Byzantine fault tolerance, from theory to reality.” in *International Conference on Computer Safety, Reliability, and Security*. Springer, 2003, pp. 235–248.
- [22] D. Duplyakin, R. Ricci, A. Maricq, G. Wong, J. Duerig, E. Eide, L. Stoller, M. Hibler, D. Johnson, K. Webb, A. Akella, K. Wang, G. Ricart, L. Landweber, C. Elliott, M. Zink, E. Cecchet, S. Kar, and P. Mishra, “The Design and Operation of CloudLab.” in *Proceedings of the USENIX Annual Technical Conference (ATC)*, 07 2019, pp. 1–14. [Online]. Available: <https://www.flux.utah.edu/paper/duplyakin-atc19>
- [23] A. Ganesan, R. Alagappan, A. Arpaci-Dusseau, and R. Arpaci-Dusseau, “Strong and Efficient Consistency with Consistency-Aware Durability.” in *18th USENIX Conference on File and Storage Technologies (FAST 20)*. Santa Clara, CA: USENIX Association, Feb. 2020, pp. 323–337. [Online]. Available: <https://www.usenix.org/conference/fast20/presentation/ganesan>
- [24] A. Ganesan, R. Alagappan, A. C. Arpaci-Dusseau, and R. H. Arpaci-Dusseau, “Exploiting Nil-Externality for Fast Replicated Storage.” in *SOSP ’21: ACM SIGOPS 28th Symposium on Operating Systems Principles, Virtual Event / Koblenz, Germany, October 26-29, 2021*, R. van Renesse and N. Zeldovich, Eds. ACM, 2021, pp. 440–456. [Online]. Available: <https://doi.org/10.1145/3477132.3483543>
- [25] P. Gill, N. Jain, and N. Nagappan, “Understanding network failures in data centers: measurement, analysis, and implications.” in *Proceedings of the ACM SIGCOMM 2011 Conference on Applications, Technologies, Architectures, and Protocols for Computer Communications, Toronto, ON, Canada, August 15-19, 2011*, S. Keshav, J. Liebeherr, J. W. Byers, and J. C. Mogul, Eds. ACM, 2011, pp. 350–361. [Online]. Available: <https://doi.org/10.1145/2018436.2018477>
- [26] “Cloud Spanner.” <https://cloud.google.com/spanner>, Google, 2022, (last accessed on 11/20/2024).
- [27] H. S. Gunawi, R. O. Suminto, R. Sears, C. Golliher, S. Sundararaman, X. Lin, T. Emami, W. Sheng, N. Bidokhti, C. McCaffrey, D. Srinivasan, B. Panda, A. Baptist, G. Grider, P. M. Fields, K. Harms, R. B. Ross, A. Jacobson, R. Ricci, K. Webb, P. Alvaro, H. B. Runesha, M. Hao, and H. Li, “Fail-Slow at Scale: Evidence of Hardware Performance Faults

- in Large Production Systems.” *ACM Trans. Storage*, vol. 14, no. 3, pp. 23:1–23:26, 2018. [Online]. Available: <https://doi.org/10.1145/3242086>
- [28] G. Hodgkins, Y. Xu, S. Swanson, and J. Izraelevitz, “Zhuque: Failure is Not an Option, it’s an Exception.” in *Proceedings of the 2023 USENIX Annual Technical Conference, USENIX ATC 2023, Boston, MA, USA, July 10-12, 2023*, J. Lawall and D. Williams, Eds. USENIX Association, 2023, pp. 833–849. [Online]. Available: <https://www.usenix.org/conference/atc23/presentation/hodgkins>
- [29] Q. Hu, Z. Ye, Z. Wang, G. Wang, M. Zhang, Q. Chen, P. Sun, D. Lin, X. Wang, Y. Luo, Y. Wen, and T. Zhang, “Characterization of Large Language Model Development in the Datacenter.” in *21st USENIX Symposium on Networked Systems Design and Implementation, NSDI 2024, Santa Clara, CA, April 15-17, 2024*, L. Vanbever and I. Zhang, Eds. USENIX Association, 2024, pp. 709–729. [Online]. Available: <https://www.usenix.org/conference/nsdi24/presentation/hu>
- [30] P. Hunt, M. Konar, F. P. Junqueira, and B. C. Reed, “ZooKeeper: Wait-free Coordination for Internet-scale Systems.” in *2010 USENIX Annual Technical Conference, Boston, MA, USA, June 23-25, 2010*, P. Barham and T. Roscoe, Eds. USENIX Association, 2010. [Online]. Available: <https://www.usenix.org/conference/usenix-atc-10/zookeeper-wait-free-coordination-internet-scale-systems>
- [31] J. Izraelevitz, H. Mendes, and M. L. Scott, “Linearizability of Persistent Memory Objects Under a Full-System-Crash Failure Model.” in *Distributed Computing - 30th International Symposium, DISC 2016, Paris, France, September 27-29, 2016. Proceedings*, ser. Lecture Notes in Computer Science, C. Gavoille and D. Ilcinkas, Eds., vol. 9888. Springer, 2016, pp. 313–327. [Online]. Available: https://doi.org/10.1007/978-3-662-53426-7_23
- [32] R. Jiménez-Peris, M. Patiño-Martínez, and G. Alonso, “Non-Intrusive, Parallel Recovery of Replicated Data.” in *21st Symposium on Reliable Distributed Systems (SRDS 2002), 13-16 October 2002, Osaka, Japan*. IEEE Computer Society, 2002, pp. 150–159. [Online]. Available: <https://doi.org/10.1109/RELDIS.2002.1180183>
- [33] A. Kalia, M. Kaminsky, and D. G. Andersen, “Datacenter RPCs can be General and Fast.” in *16th USENIX Symposium on Networked Systems Design and Implementation, NSDI 2019, Boston, MA, February 26-28, 2019*, J. R. Lorch and M. Yu, Eds. USENIX Association, 2019, pp. 1–16. [Online]. Available: <https://www.usenix.org/conference/nsdi19/presentation/kalia>
- [34] M. Kalyanakrishnam, Z. Kalbarczyk, and R. K. Iyer, “Failure Data Analysis of a LAN of Windows NT based Computers.” in *The Eighteenth Symposium on Reliable Distributed Systems, SRDS 1999, Lausanne, Switzerland, October 19-22, 1999. Proceedings*. IEEE Computer Society, 1999, pp. 178–187. [Online]. Available: <https://doi.org/10.1109/RELDIS.1999.805094>
- [35] R. Kateja, A. Badam, S. Govindan, B. Sharma, and G. Ganger, “Viyojit: Decoupling Battery and DRAM Capacities for Battery-Backed DRAM.” in *Proceedings of the 44th Annual International Symposium on Computer Architecture, ISCA 2017, Toronto, ON, Canada, June 24-28, 2017*. ACM, 2017, pp. 613–626. [Online]. Available: <https://dl.acm.org/citation.cfm?id=3080236>
- [36] A. Katsarakis, V. Gavrielatos, M. R. S. Katebzadeh, A. Joshi, A. Dragojevic, B. Grot, and V. Nagarajan, “Hermes: A Fast, Fault-Tolerant and Linearizable Replication Protocol.” in *ASPLOS ’20: Architectural Support for Programming Languages and Operating Systems, Lausanne, Switzerland, March 16-20, 2020*, J. R. Larus, L. Ceze, and K. Strauss, Eds. ACM, 2020, pp. 201–217. [Online]. Available: <https://doi.org/10.1145/3373376.3378496>
- [37] B. Kemme, A. Bartoli, and O. Babaoğlu, “Online reconfiguration in replicated databases based on group communication.” in *2001 International Conference on Dependable Systems and Networks*. IEEE, 2001, pp. 117–126.
- [38] L. Lamport, *Specifying Systems: The TLA+ Language and Tools for Hardware and Software Engineers*. USA: Addison-Wesley Longman Publishing Co., Inc., 2002.
- [39] L. Lamport, “Time, Clocks, and the Ordering of Events in a Distributed System.” *Commun. ACM*, vol. 21, no. 7, pp. 558–565, 1978. [Online]. Available: <https://doi.org/10.1145/359545.359563>
- [40] H. Li, C. Lu, and C. D. Gill, “RT-ZooKeeper: Taming the Recovery Latency of a Coordination Service.” *ACM Trans. Embed. Comput. Syst.*, vol. 20, no. 5s, pp. 103:1–103:22, 2021. [Online]. Available: <https://doi.org/10.1145/3477034>
- [41] X. Li, G. Yu, P. Chen, H. Chen, and Z. Chen, “Going through the Life Cycle of Faults in Clouds: Guidelines on Fault Handling.” in *IEEE 33rd International Symposium on Software Reliability Engineering, ISSRE 2022, Charlotte, NC, USA, October 31 - Nov. 3, 2022*. IEEE, 2022, pp. 121–132. [Online]. Available: <https://doi.org/10.1109/ISSRE55969.2022.00022>
- [42] B. Liskov and J. Cowling, “Viewstamped Replication Revisited.” MIT, Tech. Rep. MIT-CSAIL-TR-2012-021, Jul. 2012.
- [43] B. Liu, C. Scott, M. Tariq, A. D. Ferguson, P. Gill, R. Alimi, O. Alipourfard, D. Arulkannan, V. Beauregard, P. Conner, P. B. Godfrey, X. Lin, J. Ong, M. Patel, A. Sabaa, A. Singh, A. Smirnov, M. Verma, P. V. Viswanadham, and A. Vahdat, “CAPA: An Architecture For Operating Cluster Networks With High Availability.” in *21st USENIX Symposium on Networked Systems Design and Implementation, NSDI 2024, Santa Clara, CA, April 15-17, 2024*, L. Vanbever and I. Zhang, Eds. USENIX Association, 2024. [Online]. Available: <https://www.usenix.org/conference/nsdi24/presentation/liu-bingzhe>
- [44] H. Liu, S. Lu, M. Musuvathi, and S. Nath, “What bugs cause production cloud incidents?” in *Proceedings of the Workshop on Hot Topics in Operating Systems, HotOS 2019, Bertinoro, Italy, May 13-15, 2019*. ACM, 2019, pp. 155–162. [Online]. Available: <https://doi.org/10.1145/3317550.3321438>
- [45] M. Ma, Y. Liu, Y. Tong, H. Li, P. Zhao, Y. Xu, H. Zhang, S. He, L. Wang, Y. Dang, S. Rajmohan, and Q. Lin, “An empirical investigation of missing data handling in cloud node failure prediction.” in *Proceedings of the 30th ACM Joint European Software Engineering Conference and Symposium on the Foundations of Software Engineering, ESEC/FSE 2022, Singapore, Singapore, November 14-18, 2022*, A. Roychoudhury, C. Cadar, and M. Kim, Eds. ACM, 2022, pp. 1453–1464. [Online]. Available: <https://doi.org/10.1145/3540250.3558946>
- [46] C. D. Martino, Z. T. Kalbarczyk, R. K. Iyer, F. Baccanico, J. Fullop, and W. Kramer, “Lessons Learned from the Analysis of System Failures at Petascale: The Case of Blue Waters.” in *44th Annual IEEE/IFIP International Conference on Dependable Systems and Networks, DSN 2014, Atlanta, GA, USA, June 23-26, 2014*. IEEE Computer Society, 2014, pp. 610–621. [Online]. Available: <https://doi.org/10.1109/DSN.2014.62>
- [47] S. McAllister, F. Kazhamiaka, D. S. Berger, R. Fonseca, K. Frost, A. Ogus, M. Sah, R. Bianchini, G. Amvrosiadis, N. Beckmann, and G. R. Ganger, “A Call for Research on Storage Emissions.” in *Proceedings of HotCarbon 2024, 2024*. [Online]. Available: <https://hotcarbon.org/assets/2024/pdf/hotcarbon24-final126.pdf>
- [48] O. M. Mendizabal, F. L. Dotti, and F. Pedone, “High Performance Recovery for Parallel State Machine Replication.” in *37th IEEE International Conference on Distributed Computing Systems, ICDCS 2017, Atlanta, GA, USA, June 5-8, 2017*, K. Lee and L. Liu, Eds. IEEE Computer Society, 2017, pp. 34–44. [Online]. Available: <https://doi.org/10.1109/ICDCS.2017.193>
- [49] D. Ongaro, S. M. Rumble, R. Stutsman, J. K. Ousterhout, and M. Rosenblum, “Fast crash recovery in RAMCloud.” in *Proceedings of the 23rd ACM Symposium on Operating Systems Principles 2011, SOSP 2011, Cascais, Portugal, October 23-26, 2011*, T. Wobber and P. Druschel, Eds. ACM, 2011, pp. 29–41. [Online]. Available: <https://doi.org/10.1145/2043556.2043560>
- [50] “MySQL.” <https://mysql.com>, Oracle., 2023, (last accessed on 11/20/2024).
- [51] A. Patil, V. Nagarajan, N. Nikoleris, and N. Oswald, “Äpta: Fault-tolerant object-granular CXL disaggregated memory for accelerating FaaS.” in *53rd Annual IEEE/IFIP International Conference on Dependable Systems and Network, DSN 2023, Porto, Portugal, June 27-30, 2023*. IEEE, 2023, pp. 201–215. [Online]. Available: <https://doi.org/10.1109/DSN58367.2023.00030>
- [52] S. Pelley, P. M. Chen, and T. F. Wenisch, “Memory Persistency.” in *ACM/IEEE 41st International Symposium on Computer Architecture, ISCA 2014, Minneapolis, MN, USA, June 14-18, 2014*. IEEE Computer Society, 2014, pp. 265–276. [Online]. Available: <https://doi.org/10.1109/ISCA.2014.6853222>
- [53] Premio Inc., “What Is a Hot Swap Drive? How Does It Work?” 2022, accessed: 2024-07-17. [Online]. Available: <https://premioinc.com/blogs/blog/what-is-a-hot-swap-drive-how-does-it-work>
- [54] A. Psistakis, F. Chaix, and J. Torrellas, “MINOS: Distributed Consistency and Persistency Protocol Implementation & Offloading to SmartNICs.” in *IEEE International Symposium on High-Performance Computer Architecture, HPCA 2024, Edinburgh, United Kingdom, March 2-6, 2024*. IEEE, 2024, pp. 1–17. [Online]. Available: <https://doi.org/10.1109/HPCA57654.2024.00076>

- [55] N. Ramaswamy, A. Calderoni, J. Zahurak, G. Servalli, A. Chavan, S. Chhajed, M. Balakrishnan, M. Fischer, M. Hollander, D. P. Ettisserry, A. Liao, K. Karda, M. Jerry, M. Mariani, A. Visconti, B. R. Cook, B. D. Cook, D. Mills, A. Torsi, C. Mouli, E. Byers, M. Helm, S. Pawlowski, S. Shiratake, and N. Chandrasekaran, "NVDram: A 32Gb Dual Layer 3D Stacked Non-volatile Ferroelectric Memory with Near-DRAM Performance for Demanding AI Workloads." in *2023 International Electron Devices Meeting (IEDM)*, 2023, pp. 1–4.
- [56] J. Ren, "Yahoo! Cloud Serving Benchmark in C++, a C++ version of YCSB." <https://github.com/basicthinker/YCSB-C>, 2014.
- [57] A. Sainio, J. Handy, and T. Coughlin, "Emerging Memories: Branch Out." Webinar presentation (PDF), Jan. 2024, live: January 22, 2024; On-demand at SNIA. [Online]. Available: https://www.snia.org/sites/default/files/event-calendar/2024-0122_SNIA_CMSI_Emerging_Memories_Webinar.pdf
- [58] B. Schroeder and G. A. Gibson, "A Large-Scale Study of Failures in High-Performance Computing Systems." *IEEE Trans. Dependable Secur. Comput.*, vol. 7, no. 4, pp. 337–351, 2010. [Online]. Available: <https://doi.org/10.1109/TDSC.2009.4>
- [59] R. Taft, I. Sharif, A. Matei, N. VanBenschoten, J. Lewis, T. Grieger, K. Niemi, A. Woods, A. Birzin, R. Poss, P. Bardea, A. Ranade, B. Darnell, B. Gruneir, J. Jaffray, L. Zhang, and P. Mattis, "CockroachDB: The Resilient Geo-Distributed SQL Database." in *Proceedings of the 2020 International Conference on Management of Data, SIGMOD Conference 2020, online conference [Portland, OR, USA], June 14-19, 2020*, D. Maier, R. Pottinger, A. Doan, W. Tan, A. Alawini, and H. Q. Ngo, Eds. ACM, 2020, pp. 1493–1509. [Online]. Available: <https://doi.org/10.1145/3318464.3386134>
- [60] T. Talpey, "RDMA Persistent Memory Extensions." 2019. [Online]. Available: https://www.openfabrics.org/wp-content/uploads/209_TTalpey.pdf
- [61] J. Terrace and M. J. Freedman, "Object Storage on CRAQ: High-Throughput Chain Replication for Read-Mostly Workloads." in *Proceedings of the 2009 USENIX Annual Technical Conference, USENIX ATC 2009, San Diego, CA, USA, June 14-19, 2009*, G. M. Voelker and A. Wolman, Eds. USENIX Association, 2009.
- [62] D. Tiwari, S. Gupta, J. H. Rogers, D. Maxwell, P. Rech, S. S. Vazhkudai, D. Oliveira, D. Londo, N. DeBardeleben, P. O. A. Navaux, L. Carro, and A. S. Bland, "Understanding GPU errors on large-scale HPC systems and the implications for system design and operation." in *21st IEEE International Symposium on High Performance Computer Architecture, HPCA 2015, Burlingame, CA, USA, February 7-11, 2015*. IEEE Computer Society, 2015, pp. 331–342. [Online]. Available: <https://doi.org/10.1109/HPCA.2015.7056044>
- [63] S. Tollman, S. J. Park, and J. K. Ousterhout, "EPaxos Revisited." in *18th USENIX Symposium on Networked Systems Design and Implementation, NSDI 2021, April 12-14, 2021*, J. Mickens and R. Teixeira, Eds. USENIX Association, 2021, pp. 613–632. [Online]. Available: <https://www.usenix.org/conference/nsdi21/presentation/tollman>
- [64] R. van Renesse and F. B. Schneider, "Chain Replication for Supporting High Throughput and Availability." in *6th Symposium on Operating System Design and Implementation (OSDI 2004), San Francisco, California, USA, December 6-8, 2004*, E. A. Brewer and P. Chen, Eds. USENIX Association, 2004, pp. 91–104. [Online]. Available: <http://www.usenix.org/events/osdi04/tech/renesse.html>
- [65] P. Viotti and M. Vukolic, "Consistency in Non-Transactional Distributed Storage Systems." *ACM Comput. Surv.*, vol. 49, no. 1, pp. 19:1–19:34, 2016. [Online]. Available: <https://doi.org/10.1145/2926965>
- [66] Z. Wang, Z. Jia, S. Zheng, Z. Zhang, X. Fu, T. S. E. Ng, and Y. Wang, "GEMINI: Fast Failure Recovery in Distributed Training with In-Memory Checkpoints." in *Proceedings of the 29th Symposium on Operating Systems Principles, SOSP 2023, Koblenz, Germany, October 23-26, 2023*, J. Flinn, M. I. Seltzer, P. Druschel, A. Kaufmann, and J. Mace, Eds. ACM, 2023, pp. 364–381. [Online]. Available: <https://doi.org/10.1145/3600006.3613145>
- [67] Z. Wang, X. Liu, J. Yang, T. Michailidis, S. Swanson, and J. Zhao, "Characterizing and Modeling Non-Volatile Memory Systems." in *53rd Annual IEEE/ACM International Symposium on Microarchitecture, MICRO 2020, Athens, Greece, October 17-21, 2020*. IEEE, 2020, pp. 496–508. [Online]. Available: <https://doi.org/10.1109/MICRO50266.2020.00049>
- [68] Y. Wu, W. Guo, C. Chan, and K. Tan, "Fast Failure Recovery for Main-Memory DBMSs on Multicores." in *Proceedings of the 2017 ACM International Conference on Management of Data, SIGMOD Conference 2017, Chicago, IL, USA, May 14-19, 2017*, S. Salihoglu, W. Zhou, R. Chirkova, J. Yang, and D. Suciu, Eds. ACM, 2017, pp. 267–281. [Online]. Available: <https://doi.org/10.1145/3035918.3064011>
- [69] C. Yao, D. Agrawal, G. Chen, B. C. Ooi, and S. Wu, "Adaptive Logging: Optimizing Logging and Recovery Costs in Distributed In-memory Databases." in *Proceedings of the 2016 International Conference on Management of Data, SIGMOD Conference 2016, San Francisco, CA, USA, June 26 - July 01, 2016*, F. Özcan, G. Koutrika, and S. Madden, Eds. ACM, 2016, pp. 1119–1134. [Online]. Available: <https://doi.org/10.1145/2882903.2915208>
- [70] "Yugabyte DB." <https://www.yugabyte.com>, Yugabyte, 2022, (last accessed on 11/20/2024).
- [71] W. Zheng, S. Tu, E. Kohler, and B. Liskov, "Fast Databases with Fast Durability and Recovery Through Multicore Parallelism." in *11th USENIX Symposium on Operating Systems Design and Implementation, OSDI '14, Broomfield, CO, USA, October 6-8, 2014*, J. Flinn and H. Levy, Eds. USENIX Association, 2014, pp. 465–477. [Online]. Available: https://www.usenix.org/conference/osdi14/technical-sessions/presentation/zheng_wenting
- [72] T. Zhou, Y. Du, F. Yang, X. Liao, and Y. Lu, "Efficient Atomic Durability on eADR-Enabled Persistent Memory." in *Proceedings of the International Conference on Parallel Architectures and Compilation Techniques, PACT 2022, Chicago, Illinois, October 8-12, 2022*, A. Klöckner and J. Moreira, Eds. ACM, 2022, pp. 124–134. [Online]. Available: <https://doi.org/10.1145/3559009.3569676>