

# Towards CXL Resilience to CPU Failures

Antonis Psistakis\*, Burak Ocalan\*, Chloe Alverti†, Fabien Chaix‡, Ramnathan Alagappan\*, Josep Torrellas\*

\*University of Illinois Urbana-Champaign, USA

†National Technical University of Athens, Greece

‡Foundation for Research and Technology-Hellas, Greece

**Abstract**—Compute Express Link (CXL) 3.0 and beyond allows the compute nodes of a cluster to share data with hardware cache coherence and at the granularity of a cache line. This enables shared-memory semantics for distributed computing, but introduces new resilience challenges: a node failure leads to the loss of the dirty data in its caches, corrupting application state. Unfortunately, the CXL specification does not consider processor failures. Moreover, when a component fails, the specification tries to isolate it and continue application execution; there is no attempt to bring the application to a consistent state.

To address these limitations, this paper extends the CXL specification to be resilient to node failures, and to correctly recover the application after node failures. We call the system *ReCXL*. To handle the failure of nodes, ReCXL augments the coherence transaction of a write with messages that propagate the update to a small set of other nodes (i.e., Replicas). Replicas save the update in a hardware Logging Unit. Such replication ensures resilience to node failures. Then, at regular intervals, the Logging Units dump the updates to memory. Recovery involves using the logs in the Logging Units to bring the directory and memory to a correct state. Our evaluation shows that ReCXL enables fault-tolerant execution with only a 30% slowdown over the same platform with no fault-tolerance support.

## I. INTRODUCTION

The latest versions of the Compute Express Link (CXL) standard [9], [32], [33], including CXL 3.0 and beyond, introduce hardware support for distributed compute nodes (CNs) to access shared-data stored on Memory Nodes (MNs) with hardware-enforced coherence and at the granularity of a cache line.

This capability blurs the line between shared-memory multiprocessors and distributed clusters, triggering questions on how distributed applications can benefit from shared-memory programming semantics [17], [24], [25], [35], [40], such as sharing data across the cluster through global pointers [43]. However, this same capability complicates a common challenge in distributed computing: fault tolerance. As the number of nodes increases in a CXL cluster, so does the likelihood of failures in the fabric or in individual nodes, whether due to hardware faults or software crashes [29], [43]. Traditionally, distributed applications such as databases and key-value stores share data at coarse granularities (e.g., records) and handle faults with relatively high overhead software techniques such as data replication or logging. With CXL, a different approach is needed, as data sharing occurs transparently in hardware at cache-line granularity.

The CXL specification describes support for reliability, availability, and serviceability (RAS) [9], [14], [15]. While the support is extensive, it has at least two limitations. First, it does

not consider processor (i.e., host) failures; it only considers link, switch, and device (e.g., memory) failures. The second limitation is that, when a component fails, the specification tries to isolate it. There is no attempt to recover the workload to a consistent state.

In reality, handling processor failure is crucial, as CPUs and GPUs are responsible for many of the increasingly frequent failures in datacenters [42]. Moreover, when a node participating in a shared-memory program fails, the dirty data in its caches is lost. Hence, simply continuing execution results in using inconsistent application state. Correct execution requires first the recovery of the application state.

To address these limitations, this paper extends the specification for CXL 3.0 and beyond to: 1) be resilient to the failure of CNs and 2) correctly recover the application after CN failure. We call the system *ReCXL*. ReCXL's changes are mostly focused on the CXL Transaction Layer and minimally affect the CXL Link Layer.

To handle the failure of CNs, ReCXL augments the coherence transaction of a write with messages that propagate the update to a small set of other CNs (i.e., the *Replicas*). The replicas save the update in a per-node hardware *Logging Unit*. Such replication ensures resilience to CN failures. Then, at regular intervals, the Logging Units compress the data in their logs and dump it into the memory of Memory Nodes (MNs).

CN failure is detected by minimally extending the CXL Link Layer. Recovery is a distributed software-driven process that involves reading the directory state, reading the logs in the Logging Units, and updating the directory and memory state. The recovery attains a consistent application state, and enables forward progress of the application on the healthy nodes.

We evaluate ReCXL using simulations of a cluster of 16 CNs and 16 MNs interconnected via a CXL switch. We run parallel engineering applications and the YCSB key-value store. We find that ReCXL enables fault-tolerant execution with only a 30% slowdown over the same platform without any support for fault tolerance. We also evaluate the impact of various aspects of ReCXL, including the number of nodes and replicas.

The contributions of this work are:

- ReCXL, an architecture that extends the CXL specification to make it resilient to node failures.
- The ReCXL cache coherence protocol with data replication transactions.
- The ReCXL recovery scheme.
- An evaluation of ReCXL in a simulated CXL cluster.

## II. BACKGROUND AND MOTIVATION

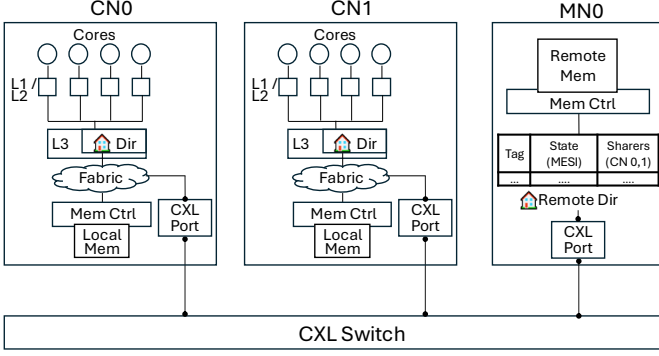


Fig. 1: CXL-enabled distributed shared-memory system.

### A. CXL Distributed Shared Memory

Compute Express Link (CXL) [9], [32], [33] is an emerging high-performance interconnect. The latest versions of its *CXL.mem* protocol (CXL 3.0 and beyond) enable the compute nodes (CNs) of a cluster to directly access data in remote memory nodes (MNs) in a byte-addressable and cache-coherent manner. This unique capability paves the way for CXL-enabled Distributed Shared Memory (CXL-DSM) systems, where coherent data sharing across nodes is delivered transparently by the hardware.

Figure 1 shows such a system with two CNs, one MN, and a single CXL switch interconnecting them all. The CNs have their local (private) memory hierarchies and all CNs are connected to the CXL switch. Routing hardware on the LLC miss path identifies if a miss is local or remote based on its target physical address. Remote accesses are routed to the CXL port. By default, CXL uses write-back caching for both local and remote accesses, and a conventional MESI cache coherence protocol [33]. The protocol is enforced by a hierarchical directory. Cached lines of remote memory are kept coherent across the CNs via a secondary-level directory that resides on the remote MN(s), i.e., the *remote directory*. Unlike SMP systems, messages between nodes sent over the CXL fabric can be re-ordered [9]. While write-back caching significantly improves performance over write-through in CXL clusters, it creates non-trivial issues with data resilience, as discussed next.

CXL is organized into three main protocol layers: a) the *Transaction Layer*, which defines the transaction types and their ordering rules, b) the *Link Layer*, which ensures reliable transmission of the transaction packets, and c) the *Physical Layer*, which transmits data over the underlying interconnect.

### B. CXL Reliability

In CXL-DSM clusters, faulty hardware can crash the execution of distributed shared-memory applications [29], [40], [43], [48]. Thus, the CXL specification adds support for reliability, availability, and serviceability (RAS) [9], [14], [15]. It considers link, switch, and device (e.g., memory) failures. It detects link failures via timeouts, and retries packet transmissions

to handle them. For data corruption, it relies on established techniques such as parity, used also by PCI Express (PCIe), to detect errors.

The CXL specification defines three complementary mechanisms to contain errors. One is *Data Poisoning*, which allows devices to tag messages with corrupted data. A second one is *Isolation*, which allows the protocol to mark a faulty device and mask traffic from/to the device, keeping the rest of the system operational. The final one is *Viral Handling* which, when a fatal error is detected, sets a *Viral\_Status* bit, propagating a “viral” state across all connected ports and tagging all traffic across ports. The specification [9] also introduces hardware commands to reset (re-initialize) the CXL devices into a clean state after a viral handling.

The CXL RAS model has two limitations. The first one is that it does not consider processor (i.e., host) failures. In practice, handling processor failure is crucial, since CPUs and GPUs are reported to be failing with increased frequency in datacenters [42]. When a host fails, the dirty shared data it stores in its cache hierarchy gets permanently lost [39].

The second limitation is that the CXL RAS model focuses only on containing errors. When a component fails, the specification tries to isolate it. There is no attempt to recover lost or corrupted data and bring the workload to a consistent state [39]. In reality, when a node participating in a shared-memory program fails, continuing execution with an inconsistent state is not acceptable. The workload state must be corrected.

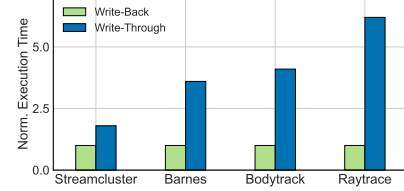


Fig. 2: Execution time of applications in a CXL-DSM cluster using write back or write through caches. The bars are normalized to the former.

To deal with shared data loss due to power failures in the host, the literature discusses flushing dirty data with CXL’s Global Persistent Flush [9], [39]. However, this is applicable only to power failures. Other proposals suggest using write through caches, constantly writing shared data through to resilient MNs [29], [40]. However, this approach can introduce substantial performance overheads, especially in systems that support the TSO memory consistency model. In TSO, writes need to be fully serialized, and an update can only be written through to memory after the previous update has completed its round trip to an MN (i.e., request and acknowledgment).

As an example, Figure 2 considers a 16-CN, 16-MN CXL-DSM cluster and several shared-memory parallel applications (all described in Section VI). It shows the application execution time when using write-back (WB) or write through (WT) caching with TSO. The bars are normalized to the WB performance. We observe that WT adds substantial overhead.

There are several techniques that distributed systems use for resilience, primarily implemented in software. A widely-used one is replication [1], [12], [21], [27] where multiple copies of data are maintained across nodes, so that data remains available even if one or more nodes fail. Another technique is logging, where data is continuously saved so it can be retrieved after a fault [41], [46]. To keep software overheads tolerable, these techniques operate at coarse granularity—e.g., databases replicate entire records, which span multiple cache lines [21]. In CXL-DSM, where data coherence is maintained at cache-line level and is enforced by hardware, we need hardware-based, low-overhead solutions.

### III. OVERVIEW OF RECXL

In this paper, we address the two limitations of CXL mentioned above by extending the CXL specification to handle the failure of a Compute Node (CN) and to correctly recover the application state after a CN failure. We call the proposal *ReCXL*. ReCXL's changes are mostly focused on the CXL Transaction Layer and minimally affect the CXL Link Layer.

#### A. Overall Operation

To support node failures in CXL and recover from them, ReCXL: 1) adds extra functionality to ordinary execution, 2) extends error detection, and 3) provides error recovery. In this section, we overview each of these three mechanisms.

**1. Ordinary Execution.** ReCXL augments CXL's Transaction Layer for writes that target the shared CXL memory on a CXL-DSM cluster (i.e., remote writes). Specifically, a write performed by a core in a CN is augmented with messages that propagate the update to a small set of other CNs (i.e., the *Replicas*). The replicas save the update in a per-node hardware *Logging Unit*. The original write cannot commit until all replicas are updated. Then, at regular intervals, the Logging Units compress the data in their logs and dump it into the memory of Memory Nodes (MNs). As we describe in Section III-B, we consider that the MNs are safe from faults.

Figure 3 shows the messages added to a write ST X ① from a core in Compute Node CN0 towards CXL memory when the system uses two replicas. In addition to the regular coherence protocol transaction for the write itself and before the write can commit, the protocol sends two *Replication (REPL)* messages ② to the two replica nodes. The latter save the update in their log ③ and respond with a *REPL\_ACK* message ④ to the originating core. Once the latter has received all the *REPL\_ACK*s and the write coherence transaction has completed, the protocol sends two *Validation (VAL)* messages ⑤ to the replicas to notify them that replication was successful. After that, the write commits ⑥. When a log receives the VAL, it marks the log entry as validated.

The number of replicas per update ( $N_r$ ) is a design parameter. It is a small value (e.g., 2–4) to provide an effective trade-off between fault-tolerance and overhead [10], [18], [21]. To determine which CNs save the replicas for a given cache-line address, the hardware uses a hash function on the line address.

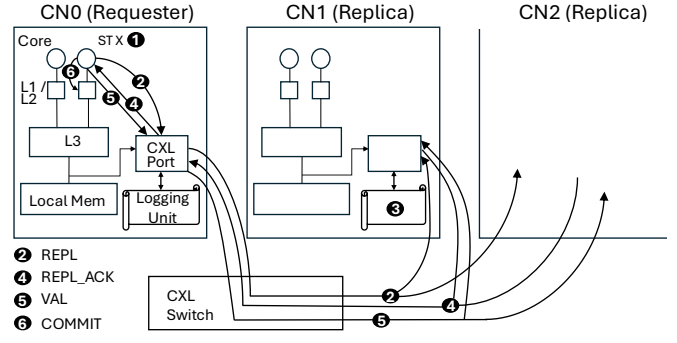


Fig. 3: ReCXL extensions to the transaction of a remote write, assuming two replicas.

Hence, all the updates to a given line address are logged in the same set of  $N_r$  nodes.

Loads are unaffected by ReCXL. The same stands for writes to the local memory of the CNs.

**2. Error Detection.** CXL's Link Layer detects errors in devices, switches, and links. ReCXL uses CXL's Link Layer for error detection and extends it minimally to detect CN failures. Specifically, each CXL switch includes an extra *Viral\_Status* bit for each of the CNs that it is connected to. Additionally, a switch never responds on behalf of a failed CN, since ReCXL's goal is correct execution—not just isolation. Section V-A describes error detection.

**3. Recovery.** After a CN error is detected, one of the live cores is informed with a CXL MSI message [9] to act as a Configuration Manager. Such core brings the workload execution to a halt and initiates a distributed software algorithm that disables the faulty CN and recovers the workload state. Sections V-B-V-D describe the recovery.

The main emphasis of this paper is on the support for ordinary execution.

#### B. Failure Model

The focus of this paper is on CN failure, leaving link, switch, and device failure handling to the support described in the CXL specification. For CN failures, we assume the standard *fail-stop* model: a faulty CN halts and ceases all participation in the protocol. This model is widely used in practical crash-fault-tolerant (CFT) systems such as RAMCloud [27], FaRM [12], and Hermes [21], as it captures the dominant failure modes in modern data centers (e.g., power loss, kernel panic, or hardware crash).

Byzantine or malicious behavior (e.g., arbitrary message fabrication or equivocation) is out of scope. This assumption is widely consistent with prior work in crash-fault-tolerant replication [12], [21], [27], where the dominant concern is reliability against hardware or software crashes rather than adversarial behavior.

As in prior work [29], [40], we assume that MNs do not suffer faults and that any data that they store is safe. MNs are bigger, more expensive servers that have stronger RAS support. Also, it is faster for a CN to update the Logging Unit

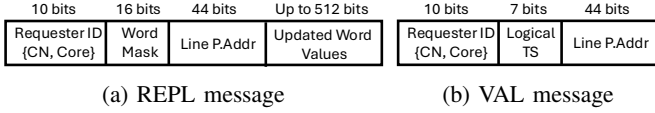


Fig. 4: ReCXL's REPL and VAL messages.

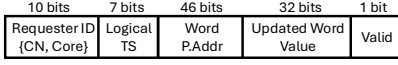


Fig. 5: ReCXL log entry.

of another CN than to send data to an MN and persist it to non-volatile memory there.

#### IV. AUGMENTING ORDINARY EXECUTION

This section describes the ReCXL extensions added to the ordinary execution: the message types, the Logging Unit, the logical timestamps, three variations of the ReCXL replication protocol, and the log processing.

##### A. ReCXL Messages

ReCXL introduces three new protocol messages: *Replication* (REPL), *Replication Acknowledgment* (REPL\_ACK), and *Validation* (VAL). The REPL message (Figure 4a) is sent by a core in a requester CN to multiple replica CNs to replicate an update (or a set coalesced updates to the same cache line). It carries: a) the *Requester ID*, which includes the CN and core IDs, b) a bit mask that shows which words within the line are updated by the store (in this paper, we assume word granularity, but the design can be modified to use finer granularity), c) the physical address of the line, and d) the updated values of the words. The last field is of varying size, depending on the number of updates that are coalesced. The maximum size is a cache line size.

The REPL\_ACK message is sent by the *Logging Unit* of each replica CN back to the requester core. It is sent after the unit has applied the REPL update to its hardware log.

The VAL message (Figure 4b) is sent by the requester core to all replica CNs after it receives all their REPL\_ACKs. VAL indicates that all the replicas have been updated. The message carries the Requester ID and the target cache line address. It also carries a *logical timestamp* (TS), which is used to order the updates as they are logged in the Logging Unit (Section IV-C).

##### B. Logging Unit

Each CN has a hardware Logging Unit that logs the data of incoming REPL messages and then, at regular intervals, compresses the logged data and sends it to the MNs, where it is saved. This dedicated component offloads these operations from the local CPUs in each CN, reducing execution interference. The unit is linked to the CN's CXL port (Figure 3).

Figure 5 shows the layout of a log entry. Each entry includes the data of a single store instruction. If a received REPL message carries multiple stores to the same line, then the Logging Unit splits the message into an equal number of log entries. Each entry has the Requester ID, the logical timestamp, the physical address and value of the updated word,

and a valid bit. The latter is set only when the unit receives the VAL message from the requester.

The Logging Unit's log is made of DRAM memory for density. To improve access speed, however, incoming REPL and VAL messages update a small SRAM memory called the *SRAM Log Buffer*. Once an entry in the SRAM Log Buffer receives the VAL, its Valid bit is set and the entry is moved to the DRAM log in the background. Persistency of the log is not required, since ReCXL employs a replication factor of  $N_r$ . This allows the system to tolerate up to  $N_r-1$  CN failures without losing state.

##### C. Logical Timestamps

The ReCXL protocol decouples the allocation of a log entry in the SRAM Log Buffer from the saving of the entry from the SRAM Log Buffer into the DRAM log. The former is performed on reception of a REPL, while the latter on reception of a VAL. Now, consider the case where the cores in a given CN issue two updates to the same memory location. The VALs are issued in the order of the updates—since they are issued at the point when an update commits. However, the CXL fabric can potentially reorder the two VALs and they can reach the SRAM Log Buffer out of order and set the Valid bit of their entries out of order. It would be incorrect to move these two updates into the DRAM log out-of-order. This is because the recovery will rely on the relative order of the entries in the log to assess program order.

To prevent this problem, we add a Logical Timestamp (TS) to the VAL messages and to the entries in the SRAM Log Buffer. Specifically, a CN keeps a running hardware counter for each other CN. When it sends a VAL, it increments the counter of the destination CN and includes it as the Logical Timestamp in the VAL. In the destination CN, the SRAM Log Buffer saves the VAL's timestamp in the log entry. However, it only pushes entries from that CN into the DRAM log in timestamp order. As entries are pushed into the DRAM log, the timestamp is stripped-out.

##### D. Three Variations of ReCXL's Replication Protocol

In general, when a store is ready to commit, it triggers a transaction that invalidates all other cached copies of the line and brings the line in state Exclusive to the local cache. We call this the *Coherence* transaction. ReCXL augments the coherence transaction with a *Replication* transaction, which involves sending multiple REPLs, receiving multiple REPL\_ACKs, and sending multiple VALs. Only when both the Coherence and the Replication transactions for a store complete can the store commit. In our design, we propose three variations of ReCXL that overlap the Coherence and the Replication transactions for a store differently. Before we present them, we describe the life of a store instruction.

**1. The life of a Store Instruction.** Figure 7 shows multiple store instructions in an out-of-order core with TSO. There are two logical structures involved: the store queue (SQ) and the store buffer (SB). When a store enters the reorder buffer (ROB), it also enters the SQ. When its target physical address

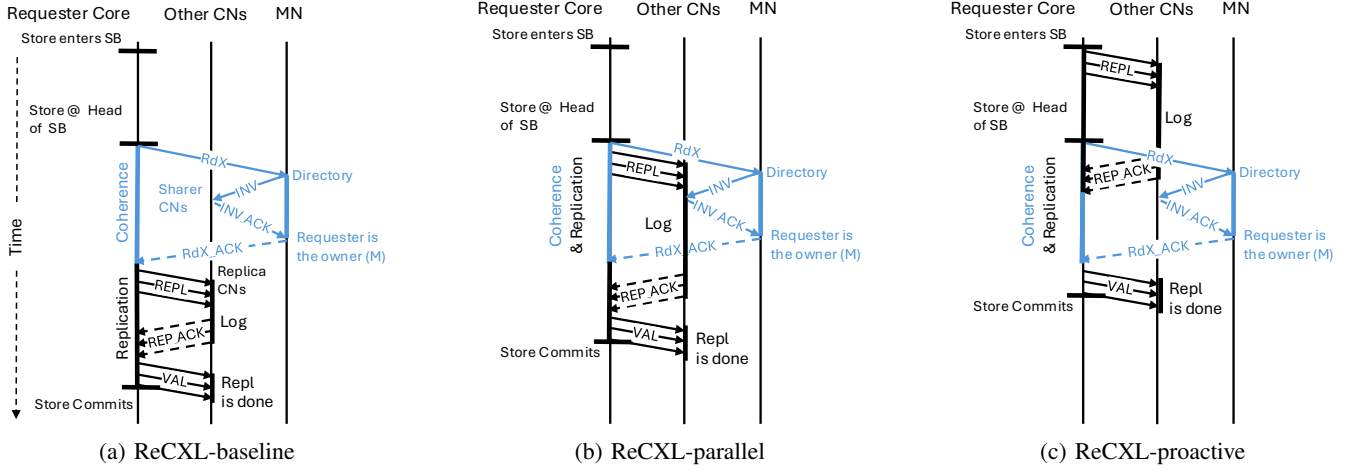


Fig. 6: Timeline of the Coherence and Replication transactions of a store in the three variations of the ReCXL protocol.

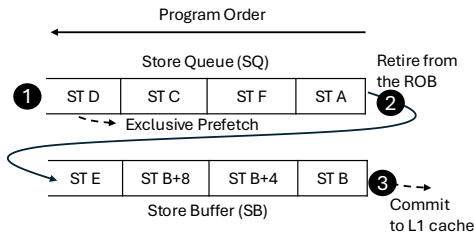


Fig. 7: Multiple stores in an out-of-order core with TSO.

is resolved, an exclusive prefetch is sent to memory to bring the target cache line to the L1 cache of the core ①. When a store reaches the head of the ROB (and hence the SQ), it retires into the SB ②. Stores drain from the SB in order, without overlap. Specifically, a store is merged with memory when it reaches the head of the SB ③. This is the store commit.

A common optimization is *store coalescing*. Consecutive stores in the SB that target different words of the same cache line and are not interleaved by a store to a different line are coalesced and committed to memory in a single transaction. For instance, in Figure 7, stores ST B, ST B+4, and ST B+8 will be coalesced and merged with memory together. In such cases, ReCXL sends a single REPL for all the coalesced stores. In the REPL (Figure 4a), the Word Mask sets the corresponding bits and the Values field includes all the updated word values. This reduces the network traffic of replication. All three ReCXL designs support coalescing.

**2. First Design: ReCXL-baseline.** In this design, the Replication transaction of a store starts only after the Coherence transaction has completed. When the Replication transaction completes, the store commits.

Figure 6a shows the timeline of a store from the time it enters the SB in the requester core until it commits. It includes the operations in the requester core, in other CNs, and in the MN that contains the directory. It shows the Coherence transaction in blue and the Replication one in black. We see that, when the store reaches the head of the SB, the Coherence transaction starts. We show the general case where the line is currently cached in Shared state by other nodes. A request for

ownership (RdX) is sent, which reaches the directory in an MN. The latter sends invalidations to all sharer CNs, collects their ACK responses, marks the requester as the owner, and responds with the cache line (RdX\_ACK).

The Replication transaction starts now. The CN where the requester core is sends REPL messages to replica CNs (three in the example). Each replica CN logs the update and replies with a REPL\_ACK to the requester. When the requester receives all the REPL\_ACKs, it sends the VALs to all the replicas and commits the store—i.e., it drains the store from the SB and updates the cache line in L1. On reception of the VAL, each replica marks the log entry as valid.

**3. Second Design: ReCXL-parallel.** In this design, the Replication transaction of a store starts at the same time as the Coherence transaction. Both transactions overlap in time. Figure 6b shows the timeline of a store. Note that ReCXL-parallel can only send the VALs (and immediately commit) when two conditions are met: 1) the originating core has received all the REPL\_ACKs and 2) the Coherence transaction has completed. Overall, the advantage of this design is that, by overlapping the two transactions, the store commits sooner.

**4. Third Design: ReCXL-proactive.** In both ReCXL-baseline and ReCXL-parallel, replication is initiated no earlier than when a store reaches the head of the SB. As a result, replication is *serialized* across stores. However, all the necessary information for the replication is known as soon as the store retires and enters the SB (Figure 7). To send the REPLs, we do not need to wait for the many cycles that a store typically waits in the SB until it reaches the SB head [23].

To avoid waiting in the SB, we introduce ReCXL-proactive, where the REPLs for a store are sent out as soon as the store enters the SB. Figure 6c shows the store timeline. In this design, REPL messages are issued when the store retires, offering the opportunity to receive the REPL\_ACKs sooner. As before, ReCXL-proactive can only send the VALs (and immediately commit) when both the REPL\_ACKs are received and the Coherence transaction has completed.

ReCXL-proactive has two key performance advantages.

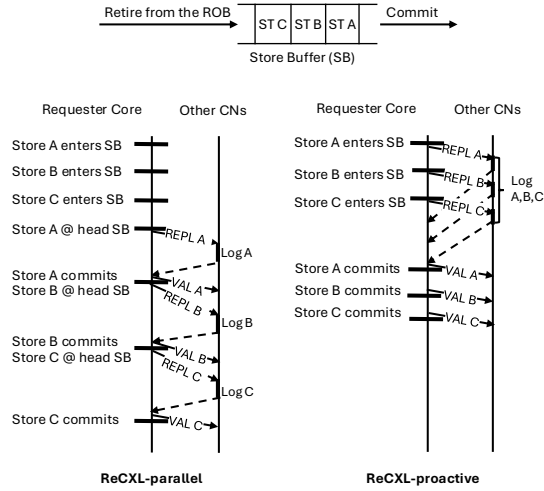


Fig. 8: ReCXL-proactive overlaps the REPL-REPL\_ACK cycle for multiple retired stores waiting in the SB.

First, it hides the latency of replication behind the existing SB queuing delays (in addition to behind the Coherence transaction). Second, it *overlaps* the REPL-REPL\_ACK cycles of retired stores waiting in the SB, delivering faster execution. To see how, Figure 8 shows the case of stores ST A, ST B, and ST C waiting in the SB. The leftmost chart shows the timeline for ReCXL-parallel. Each store waits until it reaches the head of the SB and then performs the Replication transaction in sequence. Similarly, in ReCXL-baseline, a store’s replication can only start after the previous store commits and thus its replication has also completed. In contrast, the rightmost chart shows the timeline for ReCXL-proactive. It issues REPLs for consecutive stores in order, but allows their REPL-REPL\_ACK cycles to fully overlap. ReCXL-proactive can support as many outstanding replication requests as the size of the SB.

**5. ReCXL-proactive and Store Coalescing.** ReCXL-baseline and ReCXL-parallel easily support store coalescing, i.e., sending a single REPL message for all the coalesced stores. However, ReCXL-proactive requires some subtle redesign to support coalescing. This is because, in the ReCXL-proactive design described above, individual stores send REPLs as soon as they retire and are placed in the SB, while coalescing will merge multiple of them in the SB, resulting in a single memory operation. Thus, blindly supporting coalescing in ReCXL-proactive would confusingly associate multiple REPLs-REPL\_ACKs-VALs transactions with a single memory operation.

Consequently, to support coalescing, we slightly modify ReCXL-proactive as follows. When a store *A* is deposited into the SB, it never issues REPLs. If it finds that it is preceded by a store *A'* to another word of the same line, it is coalesced with *A'*; otherwise it takes no action. When the next store is deposited into the SB, if it cannot be coalesced with *A*, *A* issues the REPLs (which carry *A* and all the stores coalesced with *A*). Also, if a store *A* reaches the head of the SB without having sent REPLs, it sends them at this point (carrying *A* and all the stores coalesced with *A*). With this design, coalescing

is supported, while only a single REPLs-REPL\_ACKs-VALs transaction is associated with each commit.

### E. ReCXL’s Log Processing

At periodic intervals, the Logging Units of all the CNs save the logs in the *background* into the MNs, where the data is safe from faults. Given that there are  $N_r$  replicas, groups of  $N_r$  nodes have the same data in their logs. We call these groups of CNs *Replica Groups*. To reduce overhead, the Logging Units in a Replica Group divide their work. Specifically, in a Replica Group, each of the Log Units is in charge of saving only log entries with a range of physical addresses.

The process followed by each individual Log Unit is as follows. The hardware reads the DRAM log in sequence, from older to newer entries, extracting the log entries that this particular Logging Unit is in charge of saving (based on the physical address). As these log entries are being extracted, the hardware compresses them to save memory space and sends them in 64-byte messages through the network. For compression, we use gzip [11] with compression level 9, which attains an average compression factor of 5.8x in our experiments. Once a Logging Unit has saved all the log entries is it required to, it synchronizes with the other Logging Units through the MNs and then clears its whole log.

## V. RECXL AND FAILURES

This section describes how ReCXL detects a CN failure and outlines the ReCXL recovery.

### A. Failure Detection Mechanism

The Link Layer in CXL detects both transient and permanent errors in devices, switches, and links [9]. ReCXL reuses this support for all the replication messages it adds to the protocol. However, since the Link Layer does not support CN failures (Section II-B), ReCXL extends it as follows. First, the CXL specification indicates that CXL switches contain *Vital\_Status* bits for various ports to indicate failure conditions in those ports [9]. ReCXL extends the switch design to have one *Vital\_Status* bit for each CN that is connected to the switch. When the switch detects that a given CN is unresponsive, it sets the corresponding *Vital\_Status* bit.

Additionally, the CXL specification indicates that, when a message is sent to failed device, the device or nearest switch responds with a message with *poisoned* or *vital* data [9]. This is done so that the failed device is isolated. However, in an environment where multiple CNs share data, one cannot afford responding to a CN with incorrect data, as it could pollute the state of the running application. Consequently, in ReCXL, the switch connected to a failed CN will not respond at all to requests to the failed node (and the latter will not respond either because of the failure model we assume).

Instead, as soon as a switch detects a failed CN, it sends a Message Signaled Interrupt (MSI) to a core in one of the live CNs to trigger a recovery. An MSI is the standard mechanism used by CXL devices to signal interrupts to a host CPU [9]. They function identically to how they are used in PCI Express



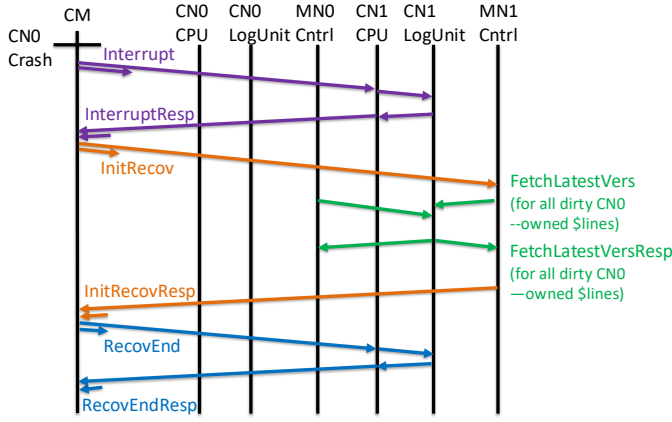


Fig. 9: Message exchange during recovery in ReCXL.

(PCIe). The receiver core, which we call the *Configuration Manager* (CM) for this fault, will trigger a coordinated pause of all the CNs, and then initiate a software-driven recovery.

### B. Recovery Protocol Overview

The objective of the software-driven coordinated recovery is to reconstruct a consistent state of the application and enable forward progress of the application on the remaining nodes. The process involves accessing the directory state in the MNs and identifying the memory lines that the directory records as being present in the caches of the failed CN, either in state *Shared* or *Modified*. For the former, the directory entry must be updated by removing the failed CN as a sharer. For the latter, the logs in the MNs and in the Logging Units must be searched to find the latest update before the crash. Then, such update must be applied to memory, and the directory entry must be changed to indicate that there are no sharers. These operations are done by recovery software. Note that recovery speed is not the main concern; correctness and minimizing complexity are.

Figure 9 shows the messages exchanged by the nodes during recovery. Table I describes the messages. These messages can leverage the mailbox interfaces in the CXL RAS API (v0.8) [15], which enable host-device communication for reliability and error-handling events. The recovery process begins with the CM broadcasting an *Interrupt* to all live CNs in the cluster. These messages are directed to all the CPU cores in the CNs and to the per-CN Logging Units. Upon receiving the interrupt, cores and Logging Units complete all outstanding requests/operations, and pause. Then, they respond with an *InterruptResp*. Once all *InterruptResps* have been received, the CM issues an *InitRecov* to all MNs, prompting software handlers in the directory controllers of the MNs to initiate recovery. The actions followed by these handlers set the directories and memories to a consistent state. They are described in Section V-C.

Once the directory and memory in an MN has been brought to a consistent state, the handler in the directory controller sends an *InitRecovResp* to the CM. Upon the reception of *InitRecovResp* from all live directory controllers, the CM

TABLE I: Recovery protocol messages.

Message	Definition / Usage
Interrupt	Sent by the CM to all live CNs to complete outstanding requests and other operations in the cores and in the Logging Units.
InterruptResp	Sent by CNs to confirm completion of outstanding requests and operations.
InitRecov	Issued by the CM to all MNs to initiate directory-level recovery actions by software handlers.
FetchLatestVers	Request from the directory controllers to the Logging Units for the latest logged versions of lines that were dirty in the failed CN's caches.
FetchLatestVersResp	Response with the latest logged versions of the requested cache lines.
InitRecovResp	Issued by handlers in directory controllers to acknowledge completion of directory-level recovery actions.
RecovEnd	Broadcast by CM to all live CNs to signal that recovery is complete and they can resume execution.
RecovEndResp	Sent by CNs to acknowledge completion of recovery and execution resumption.

broadcasts a *RecovEnd* to all CNs, signaling the completion of the recovery protocol. Each node responds with a *RecovEndResp* and resumes program execution.

### C. Recovery at the Directory Controller

Each directory controller runs a software handler that repairs the directory state (Algorithm 1). The handler performs two operations. The first one is to identify all the directory entries where the failed CN is a sharer, and remove the failed CN as a sharer. The second operation relates to the directory entries where the failed CN is the owner. After collecting the line addresses corresponding to these directory entries, the handler sends them with a *FetchLatestVers* to the Logging Units of the relevant replica CNs.

Upon receiving such a request, the handler executed by each Logging Unit is detailed in Section V-D. The handler returns a *FetchLatestVersResp* message. It contains, for each requested address, the sorted list of logged updates to the line (from latest to earliest). When the directory receives the *FetchLatestVersResps* from all replicas, it compares them. Consider one of these addresses. Typically, the latest logged value for the address should be the same in all replica logs. If so, this value is applied to memory. In cases where the CN failure occurred while the replica logs were being updated, it is possible that not all the replica logs have the same latest value. In this case, the latest logged update in any of the  $N_r$  logs is picked and applied to memory. Finally, if the requested address is not found in the log of any replica node, the log in the MN memory is searched and the latest update found is applied to memory. In all cases, after the memory location is updated, the directory entry is marked as not shared by any CNs.

### D. Log Traversal Strategy at Replica Nodes

When a Logging Unit receives a *FetchLatestVers* message, a software handler is invoked that performs the algorithm described in Algorithm 2. The handler traverses the log and, for each of the requested addresses, generates a sorted list (from latest in the log to earliest) of all the updates to the address found in the log. A single log traversal generates the

---

**Algorithm 1:** Recovery of the Directory State by a Software Handler at the Directory Controller

---

**Input:** Set of dir entries marked as owned or shared by failed CN  
**Output:** Corrected directory and memory state  
For dir entries where the failed CN is a sharer:  
    Remove the failed CN as sharer;  
For dir entries where the failed CN is the owner:  
    Collect their addresses;  
Send these addresses with a `FetchLatestVers` to the Logging Units of the relevant replica CNs;  
Collect all `FetchLatestVersResp` responses;  
**foreach** *directory entry where the failed CN is the owner* **do**  
    Identify the latest cacheline version from `FetchLatestVersResp` or the log in the MN memory;  
    Update directory entry and memory state;

---

lists for all the requested addresses. The lists are then included in a `FetchLatestVersResp` message sent to the directory controller.

---

**Algorithm 2:** Replica Log Traversal by a Software Handler

---

**foreach** *address requested in FetchLatestVers* **do**  
    Scan the DRAM log in the Logging Unit from latest to earliest;  
    Collect a sorted list of all the versions found;  
    Include the list in `FetchLatestVersResp`;  
Send `FetchLatestVersResp` to directory controller;

---

## VI. METHODOLOGY

**Architecture and Simulation Infrastructure.** We simulate a distributed system with 16 compute nodes (CNs) and 16 memory nodes (MNs), interconnected via high-bandwidth CXL links (Table II). There is a single CXL switch connecting all CNs to all MNs. Each CN has a single CPU with 4 out-of-order cores. Each core has private L1 and L2 caches, while all cores in a CN share an L3 cache. Logging units operate at 500 MHz. Each Logging Unit has a 4KB SRAM Log Buffer and a 18 MB DRAM log. The latter’s contents are periodically flushed to the MNs every 2.5 milliseconds. We model CXL using parameters from the literature [22], [26].

We use the Structural Simulation Toolkit (SST) [31] to model the architecture. As of this writing, there are no commercially available systems that support full CXL 3.0 (or later) hardware coherence across multiple nodes, making simulation essential for studying an architecture like ours. Instruction traces of the program execution are collected offline per core using Pin [19], and fed into the simulator.

The traces do not have timing information, but include all instruction and data accesses, and synchronizations (lock acquire request, lock release, barrier arrive, and barrier leave). In the simulations, each core advances time by executing its own thread’s instructions. We ensure that the synchronizations are correctly modeled. Specifically, only one thread can be inside a given critical section at a time (the others can be spinning), and threads spin on a barrier until all other threads have arrived. We compile the applications with -O3 to eliminate unnecessary local accesses.

**Applications.** We use a mix of compute- and memory-intensive applications from PARSEC [5] and SPLASH-2 [4], [37], and a custom key-value workload using Yahoo! Cloud Serving Benchmark (YCSB) [8], [30].

From PARSEC, we use *bodytrack*, *fluidanimate*, *streamcluster*, and *cannal*, which are a range of animation, computer vision, engineering, and data mining workloads. From SPLASH-2, we use *raytrace*, *barnes*, *ocean\_ncp*, and *ocean\_cp*, which are simulation workloads that stress memory-level parallelism with high performance computing and graphics workloads. For YCSB, we use a distributed key-value store backed by a hashtable, inspired by Bigtable [6].

All applications are multi-threaded and are executed with 64 threads running on all CNs and fully utilizing the cluster. For each application, we execute 6.4B instructions or more. For the PARSEC and SPLASH-2 applications, we skip the initialization and start the evaluation when the application reaches the parallel section or the Region of Interest. We use the Medium size of the applications or larger. We place the shared data on the CXL memory, and the private data of the threads on the local memory of the CNs

For YCSB, the key value store has 500K records of size 1KB. The application utilizes a database organized in an array-like format. It performs 6.4 million accesses to data in the CXL memory. It issues 80% reads and 20% writes with a uniform record access distribution. All accesses in YCSB reference the CXL memory, to stress the shared memory infrastructure.

TABLE II: Architecture parameters.

System Configuration	
Compute Nodes (CN); Memory Nodes (MN)	16 CNs; 16 MNs
CPU Frequency; Logging Unit Frequency	2.4 GHz; 500 MHz
Cores per CN	4 Out-of-Order cores
Load ; Store Queue Size	128 ; 72
Cache Hierarchy & Local Memory (per CN)	
L1 Cache (Size; Associativity; Latency)	48 KiB; 12-way; 5 cycles
L2 Cache (Size; Associativity; Latency)	512 KiB; 8-way; 13 cycles
L3 Cache (Total Size; Associativity; Latency)	8 MiB; 16-way; 36 cycles
Cache line size	64 bytes
Memory Size per Node	512 GB
CXL Memory and Interconnect (per MN)	
DRAM Access Latency ; PMem Latency	45 ns ; 500 ns
CXL Link Bandth; CXL Net Latency (RTT)	160 GB/s [26]; 200 ns [22]
Logging Unit	
Log Size	SRAM: 4KB (4ns access); DRAM: 18MB
Log Dumping Period	2.5 ms
Replication Factor	$N_r=3$ copies

**Configurations.** We evaluate five configurations that affect the behavior of remote memory accesses via CXL. These configurations differ in their coherence and persistence guarantees, and in how they replicate and commit remote store operations.

- **Write-Back (WB):** Stores are committed to local caches without any replication or backing in persistent media. This configuration assumes zero resilience: failures of the compute node (CN) result in data loss. It serves as a lower bound in terms of execution time.
- **Write-Through (WT):** Remote stores are immediately forwarded to the Memory Node (MN) and persisted in



non-volatile media to ensure fault tolerance.

- **ReCXL-baseline:** Our fault-tolerant write-back protocol, where remote stores are replicated to remote CNs after their coherence transactions complete.
- **ReCXL-parallel:** This variant optimizes ReCXL-baseline by overlapping the replication and coherence transactions of a store.
- **ReCXL-proactive:** This variant improves ReCXL-parallel by initiating replication for each remote store as soon as it retires into the SB.

All ReCXL configurations use the same scheme for selecting replica CNs: a hash function maps each address to a Replica Group.  $N_r$  is set to 3, so that every remote store is replicated in three distinct Logging Units across the cluster. This is in line with prior works on fault-tolerant distributed systems [10], [34]. A higher  $N_r$  would increase system resilience to node failures but also introduce additional logging traffic.

## VII. EVALUATION

### A. Performance

Figure 10 shows the total execution time of our workloads when we run them with the different protocols. We normalize execution to the *WB* configuration, which is high-performance but intolerant to faults.

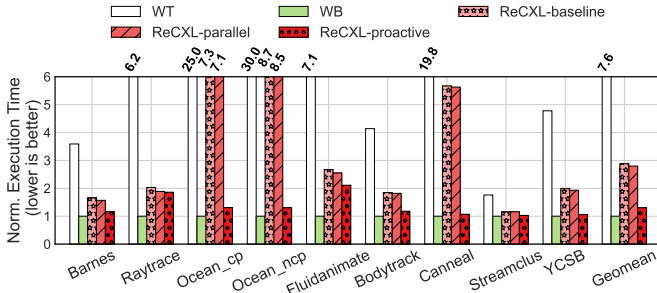


Fig. 10: Execution time with different schemes.

**Write-through (WT).** We observe that *WT* can be prohibitively expensive, especially for write-intensive workloads such as Ocean-cp and Ocean-ncp. Writing through and persisting every remote store can be very slow and frequently results in a full Store Buffer (SB) [23] and the stall of core execution. We find that *WT* slows down the baseline *WB* execution by 7.6x on average.

**ReCXL-baseline.** This baseline design of ReCXL serializes the Coherence and Replication transactions for a remote store. We see that it is significantly faster than *WT*. On average, it incurs a 2.88x slowdown over *WB* across workloads. ReCXL-baseline penalizes write-intensive applications by slowing down SB draining. However, because sending messages to peer CNs is faster than transmitting data to remote MNs and persisting it, ReCXL-baseline offers a more performant fault-tolerant alternative to *WT*.

**ReCXL-parallel.** This version of ReCXL overlaps the Coherence and the Replication transactions for a remote store. However, we observe that the benefits over ReCXL-baseline

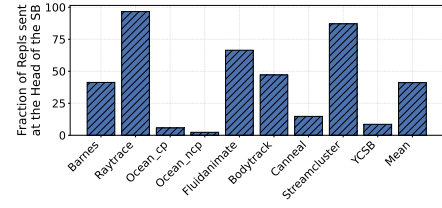


Fig. 11: Fraction of REPLs that are sent by ReCXL-proactive when the store is at the head of the SB.

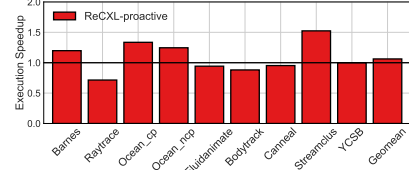


Fig. 12: Execution speedup of ReCXL-proactive over a design that never attempts coalescing.

are not substantial (only 3% on average). The reason is that the architecture we model is equipped with exclusive prefetching (Figure 7). As soon as a store enters the SQ and its target physical address is known, a request for ownership is sent to the memory subsystem. Thus, when the store reaches the head of the SB, the Coherence transaction has often completed, exposing the replication overheads of ReCXL-parallel like in ReCXL-baseline.

**ReCXL-proactive.** This optimized version of ReCXL proactively initiates the Replication transaction for a remote store as soon as the store retires from the SQ and enters the SB. The advantage of this technique is twofold. First, it overlaps replication with the store’s waiting time in the SB. Second, it enables the overlapping of the replications for the stores waiting in the SB. We observe that this design substantially boosts performance. ReCXL-proactive slows down *WB* execution by only 30% on average across workloads, while making the write-back protocol resilient to failures.

Figure 10 shows that the raytrace and fluidanimate applications do not benefit much from ReCXL-proactive. To understand why, Figure 11 shows the fraction of REPLs that ReCXL-proactive sends when the store is at the head of the SB (irrespective of whether coalescing occurred). The higher this fraction is, the lower the difference between ReCXL-proactive and ReCXL-parallel is. We see that raytrace and fluidanimate have a high fraction, which explains their behavior in Figure 10. Although streamcluster also has a high fraction, all schemes perform well for streamcluster in Figure 10.

### B. Characterization Analysis

**ReCXL-proactive Synergy with Store Coalescing.** As discussed in Section IV.D.5, supporting store coalescing in ReCXL-proactive may have downsides. On the one hand, coalescing can improve performance by combining multiple stores and, therefore, reducing the number of write transactions. On the other hand, supporting coalescing in ReCXL-proactive requires delaying the sending of the REPL messages for all the stores to some point when the store is in the SB—in

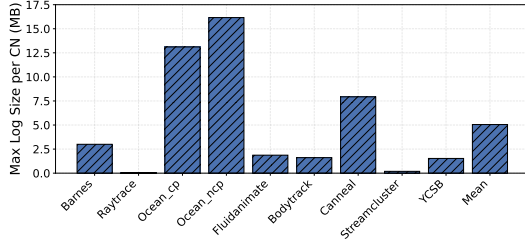


Fig. 13: Maximum DRAM log size per CN in ReCXL-proactive.

the worst case, when the store is at the head of the SB. This results in a reduced ability to hide the Replication transaction.

Figure 12 examines whether the positive or the negative effects of attempting coalescing helps. It shows the execution speedup of ReCXL-proactive over a design of ReCXL-proactive that never attempts coalescing and, therefore, always sends the REPL messages at retirement time. We can see that there is no clear trend. Some applications like streamcluster benefit from supporting coalescing, while others like raytrace lose performance. In general, it is hard to correlate Figure 12 to Figure 11: Figure 11 simply shows whether the REPL is delayed to its latest time; it does not show whether a fruitful coalescing occurred. Still, we see that raytrace, which delayed many REPLs in Figure 11 ends-up hurting from supporting coalescing in Figure 12. Overall, Figure 12 suggests that dynamically switching coalescing on and off at runtime may be interesting.

**Log Size.** Each Logging Unit has a small SRAM Log Buffer for pending transactions and a DRAM buffer to log transactions. A 4KB SRAM Log Buffer is large enough to store the pending transactions. To size the DRAM buffer, Figure 13 presents the maximum log size required per CN to buffer the data periodically flushed to MNs in ReCXL-proactive. We can see that the needs of the different applications vary widely. Based on this data, we size the DRAM buffer in each Logging Unit to be 18MB.

**CXL Network Bandwidth Consumption.** Figure 14 shows the average CXL network bandwidth consumption by the 16 CNs in ReCXL-proactive. For each application, we show the component due to accessing the CXL memory (including remote reads, writes, invalidations, acknowledgments, and their responses), and due to periodically saving the compressed logs. We can see that the former dominates the bandwidth consumption, reaching up to 110GB/s for the memory-intensive YCSB application. On the other hand, the bandwidth consumption of dumping logs is minimal and below 5 GB/s across all workloads. Hence, the execution time of applications is largely unaffected by the log dump operations.

**Lines Owned by a Crashed Node.** As part of the recovery, a handler traverses the directory and finds the addresses of all the lines that were Shared or Owned by the caches in the crashed node. Owned lines can be Dirty or Exclusive, but the directory does not distinguish between them. For the Owned lines, the handler then traverses the logs to recover their value before the crash.

In this experiment, we trigger the crash of CN 0 at 12.5ms

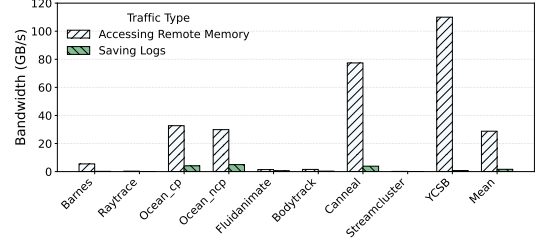


Fig. 14: Average CXL network bandwidth consumption by the 16 CNs in ReCXL-proactive due to accessing remote memory and saving logs.

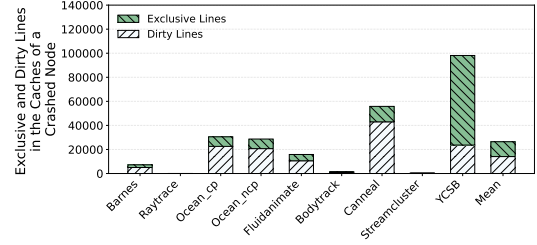


Fig. 15: Exclusive and Dirty lines in the caches of a crashed CN in ReCXL-proactive.

of execution in the applications under ReCXL-proactive, and count the number of Owned lines. The directory gives us a number, and then we check the simulator to see how many are indeed Dirty in the crashed CN. We label the remaining count as Exclusive, although some of them may have been evicted silently from the caches. In any case, the logs have to be searched for all the Owned lines. Figure 15 shows the result for the applications. For reference, the maximum total number of different lines in the caches of a CN is 163K. The figure shows that, on average, less than 30K lines are Owned, although, in YCSB, such number reaches 100K.

### C. Sensitivity Analysis

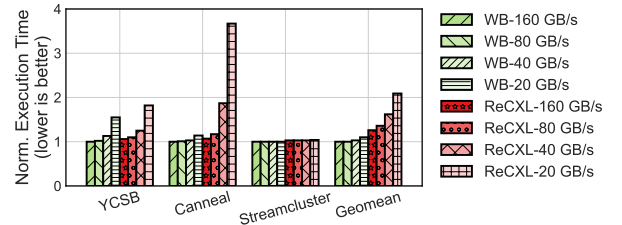


Fig. 16: Sensitivity of ReCXL-proactive and WB execution time to CXL link bandwidth. All bars are normalized to WB with 160 GB/s.

**CXL Link Bandwidth.** Figure 16 shows the sensitivity of ReCXL-proactive and WB execution time to CXL link bandwidth. We vary the bandwidth from the default 160 GB/s to 20 GB/s. All bars are normalized to WB with 160 GB/s. We show three representative applications and the geometric mean of all applications. Figure 16 shows three different behaviors. For YCSB, both WB and ReCXL-proactive suffer when the available bandwidth becomes limited. For canneal, ReCXL's replication messages congest the network at low bandwidths, while WB is unaffected. Finally, for streamcluster,

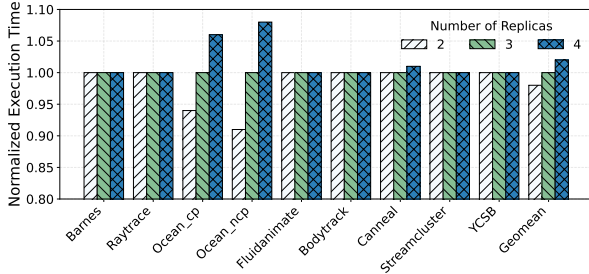


Fig. 17: Execution time with ReCXL-proactive varying the replication factor  $N_r$ . All bars are normalized to  $N_r=3$ .

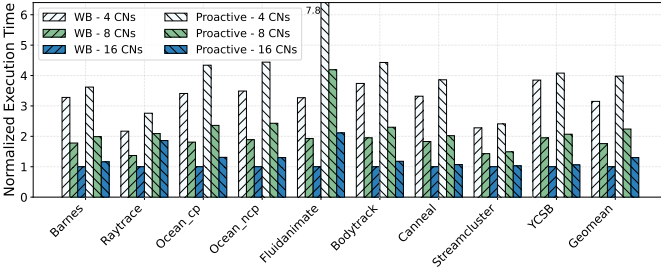


Fig. 18: Execution time of ReCXL-proactive and *WB* varying the number of CNs. The bars are normalized to the default 16 CNs.

both *WB* and ReCXL-proactive are unaffected. On average, the low CXL link bandwidth values considered hurt ReCXL-proactive but not *WB*.

**Replication Factor.** Figure 17 shows the execution time of the applications with ReCXL-proactive for different replication factors  $N_r$ . All bars are normalized to the default  $N_r=3$ , in line with prior systems [10], [34]. We see that, on average, the execution time increases slowly with  $N_r$ . For example, a system with  $N_r=4$  takes 2% longer to execute than one with  $N_r=3$ . However, remote write-intensive applications like *ocean-cp* and *ocean-ncp* are significantly affected.

**Number of CNs.** Past work suggests that CXL systems with 16 CNs are a good design point [22], [24], and some CXL switches support 32 ports [38] (16 CNs and 16 MNs for us). Figure 18 shows the execution time of ReCXL-proactive and *WB* as we decrease the number of CNs from 16 to 4. The bars are normalized to the default 16 CNs. The figure shows that, across all applications, increasing the number of CNs leads to reduced execution time. On average, going from 4 to 16 CNs, the execution time decreases by 3.1x and 3.0x for *WB* and ReCXL-proactive, respectively.

## VIII. RELATED WORK

Several systems have leveraged CXL for memory expansion and pooling. CXL-ANNS [20] uses CXL-attached memory to scale approximate nearest neighbor workloads by caching the neighbors in local memory and utilizing prefetching. Memstrata [47] introduces a memory allocator in the hypervisor and the first hardware-managed memory tiering for CXL. Pond [22] addresses memory stranding issues by enabling flexible pooling.

With CXL 3.0, memory sharing has enabled new distributed system abstractions. HydraRPC [24] implements low-latency

RPC over shared CXL memory. CXLfork [2] enables fast process forking over CXL shared memory. TrEnv [16] explores the use of shared memory over CXL to accelerate serverless functions. CtXnL [36] and Tigon [17] both target transactional systems over CXL. CtXnL introduces selective coherence to differentiate between metadata and value accesses, optimizing performance but delegating recovery to the application. In contrast, Tigon enforces write-through-like behavior by directly updating CXL memory on each store and uses redo logging for recovery, ensuring fault tolerance under limited hardware coherence.

Apta [29] explores fault-tolerant coherence in disaggregated memory environments where compute nodes can fail. It offloads invalidations from the critical path to improve availability, and uses a coherence-aware FaaS scheduler. Apta uses *write-through* caches and targets the *specific domain* of FaaS functions (where the coherence-aware scheduler is effective). In contrast, ReCXL uses write-back caching and is a generic, application-agnostic design.

Replication has long been used to achieve both reliability and performance in distributed and shared-memory systems. Prior work, such as FARM [12], PAR [1], and RAM-Cloud [27], replicate data across multiple nodes to provide high availability and low-latency access. Prior work explored cache-line replication for fault tolerance in processor and memory systems. ICR [45] replicates active L1 lines by overwriting predicted-dead blocks. Replication Cache [44] extends this with a small replica cache storing dirty-line copies on each write. Fernandez-Pascual et al. [13] ensure at least one valid copy by delaying invalidations until safe transfer, tolerating interconnect faults. Dvé [28] replicates DRAM cache lines across NUMA sockets to provide resilience to memory errors, and maintains coherence among the replicas, but does not handle host-wide failures. In contrast, ReCXL logs updates in multiple compute nodes in the context of CXL, enabling log-based recovery from node crashes.

Shared data reliability and coherence fault-tolerance has been studied in the past for shared memory multiprocessors, e.g., [3], [7], [13]. Our work complements these efforts by addressing fault tolerance in shared memory distributed CXL systems. To the best of our knowledge, ReCXL is the first fault-tolerant write-back system that extends CXL cache coherence to enable lightweight data replication, enabling correctness in the presence of node failures.

## IX. CONCLUSION

To address limitations of the CXL specification, this paper extends it to make it resilient to node failures, and to correctly recover the application after node failures. We call the system *ReCXL*. To handle node failures, ReCXL augments the coherence transaction of writes to create replicas in the Logging Unit of a few other nodes. Recovery involves using the logs in the Logging Units to bring the directory and memory to a correct state. Our evaluation shows that ReCXL enables fault-tolerant execution with only a 30% slowdown over the same platform with no fault-tolerance support.

## REFERENCES

- [1] R. Alagappan, A. Ganesan, E. Lee, A. Albarghouthi, V. Chidambaram, A. C. Arpaci-Dusseau, and R. H. Arpaci-Dusseau, "Protocol-Aware Recovery for Consensus-Based Storage," in *2019 USENIX Annual Technical Conference, USENIX ATC 2019, Renton, WA, USA, July 10-12, 2019*, D. Malkhi and D. Tsafir, Eds. USENIX Association, 2019. [Online]. Available: <https://www.usenix.org/conference/atc19/presentation/alagappan>
- [2] C. Alverti, S. Psomadakis, B. Ocalan, S. Jaiswal, T. Xu, and J. Torrellas, "CXLfork: Fast Remote Fork over CXL Fabrics," in *Proceedings of the 30th ACM International Conference on Architectural Support for Programming Languages and Operating Systems, Volume 2, ASPLOS 2025, Rotterdam, Netherlands, 30 March 2025 - 3 April 2025*, L. Eeckhout, G. Smaragdakis, K. Liang, A. Sampson, M. A. Kim, and C. J. Rossbach, Eds. ACM, 2025, pp. 210–226. [Online]. Available: <https://doi.org/10.1145/3676641.3715988>
- [3] M. Banâtre, A. Gefflaut, P. Joubert, C. Morin, and P. A. Lee, "An Architecture for Tolerating Processor Failures in Shared Memory Multiprocessors," *IEEE Trans. Computers*, vol. 45, no. 10, pp. 1101–1115, 1996. [Online]. Available: <https://doi.org/10.1109/12.543705>
- [4] C. Bienia, S. Kumar, and K. Li, "PARSEC vs. SPLASH-2: A quantitative comparison of two multithreaded benchmark suites on Chip-Multiprocessors," in *4th International Symposium on Workload Characterization (IISWC 2008), Seattle, Washington, USA, September 14-16, 2008*, D. Christie, A. Lee, O. Mutlu, and B. G. Zorn, Eds. IEEE Computer Society, 2008, pp. 47–56. [Online]. Available: <https://doi.org/10.1109/IISWC.2008.4636090>
- [5] C. Bienia, S. Kumar, J. P. Singh, and K. Li, "The PARSEC Benchmark Suite: Characterization and Architectural Implications," in *17th International Conference on Parallel Architectures and Compilation Techniques, PACT 2008, Toronto, Ontario, Canada, October 25-29, 2008*, A. Moshovos, D. Tarditi, and K. Olukotun, Eds. ACM, 2008, pp. 72–81. [Online]. Available: <https://doi.org/10.1145/1454115.1454128>
- [6] F. Chang, J. Dean, S. Ghemawat, W. C. Hsieh, D. A. Wallach, M. Burrows, T. Chandra, A. Fikes, and R. E. Gruber, "Bigtable: A Distributed Storage System for Structured Data," *ACM Trans. Comput. Syst.*, vol. 26, no. 2, pp. 4:1–4:26, 2008. [Online]. Available: <https://doi.org/10.1145/1365815.1365816>
- [7] J. Chapin, M. Rosenblum, S. Devine, T. Lahiri, D. Teodosiu, and A. Gupta, "Hive: Fault Containment for Shared-Memory Multiprocessors," in *Proceedings of the Fifteenth ACM Symposium on Operating System Principles, SOSP 1995, Copper Mountain Resort, Colorado, USA, December 3-6, 1995*, M. B. Jones, Ed. ACM, 1995, pp. 12–25. [Online]. Available: <https://doi.org/10.1145/224056.224059>
- [8] B. F. Cooper, A. Silberstein, E. Tam, R. Ramakrishnan, and R. Sears, "Benchmarking Cloud Serving Systems with YCSB," in *Proceedings of the 1st ACM Symposium on Cloud Computing*, ser. SoCC '10. New York, NY, USA: Association for Computing Machinery, 2010, p. 143–154. [Online]. Available: <https://doi.org/10.1145/1807128.1807152>
- [9] CXL Consortium, "Compute Express Link (CXL) 3.2 Specification," [https://computeexpresslink.org/wp-content/uploads/2024/11/CXL-Specification\\_rev3p2\\_ver1p0\\_2024October2\\_evalcopy.pdf](https://computeexpresslink.org/wp-content/uploads/2024/11/CXL-Specification_rev3p2_ver1p0_2024October2_evalcopy.pdf), 2024, accessed: 2025-11-05.
- [10] G. DeCandia, D. Hastorun, M. Jampani, G. Kakulapati, A. Lakshman, A. Pilchin, S. Sivasubramanian, P. Vosshall, and W. Vogels, "Dynamo: Amazon's Highly Available Key-Value Store," in *Proceedings of the 21st ACM Symposium on Operating Systems Principles 2007, SOSP 2007, Stevenson, Washington, USA, October 14-17, 2007*, T. C. Bressoud and M. F. Kaashoek, Eds. ACM, 2007, pp. 205–220. [Online]. Available: <https://doi.org/10.1145/1294261.1294281>
- [11] P. Deutsch, "GZIP file format specification version 4.3," *RFC*, vol. 1952, pp. 1–12, 1996. [Online]. Available: <https://doi.org/10.17487/RFC1952>
- [12] A. Dragojevic, D. Narayanan, M. Castro, and O. Hodson, "FaRM: Fast Remote Memory," in *Proceedings of the 11th USENIX Symposium on Networked Systems Design and Implementation, NSDI 2014, Seattle, WA, USA, April 2-4, 2014*, R. Mahajan and I. Stoica, Eds. USENIX Association, 2014, pp. 401–414. [Online]. Available: <https://www.usenix.org/conference/nsdi14/technical-sessions/dragojevic%20C4%87>
- [13] R. Fernández-Pascual, J. M. García, M. E. Acacio, and J. Duato, "A Low Overhead Fault Tolerant Coherence Protocol for CMP Architectures," in *13th International Conference on High-Performance Computer Architecture (HPCA-13 2007), 10-14 February 2007, Phoenix, Arizona, USA*. IEEE Computer Society, 2007, pp. 157–168. [Online]. Available: <https://doi.org/10.1109/HPCA.2007.346194>
- [14] S. Gurumurthi, A. J. Brainerd, B. Hornung, V. Michna, M. Natsu, and C. Petersen, "An Overview of Reliability, Availability, and Serviceability (RAS) in Compute Express Link™ 2.0," CXL Consortium / Compute Express Link™, White Paper, Jan 2021, accessed: 2025-11-08. [Online]. Available: [https://computeexpresslink.org/wp-content/uploads/2023/12/CXL-RAS-Whitepaper-Post-WG-Revision\\_FINAL.pdf](https://computeexpresslink.org/wp-content/uploads/2023/12/CXL-RAS-Whitepaper-Post-WG-Revision_FINAL.pdf)
- [15] A. Hasbun and D. Walton, "OCP RAS API Revision 0.8," Open Compute Project, Tech. Rep., Feb 2023, version 0.8, February 2023. [Online]. Available: <https://www.opencompute.org/documents/2022-open-compute-specification-ras-api-v0-8-docx-pdf>
- [16] J. Huang, M. Zhang, T. Ma, Z. Liu, S. Lin, K. Chen, J. Jiang, X. Liao, Y. Shan, N. Zhang, M. Lu, T. Ma, H. Gong, and Y. Wu, "TrEnv: Transparently Share Serverless Execution Environments Across Different Functions and Nodes," in *Proceedings of the ACM SIGOPS 30th Symposium on Operating Systems Principles, SOSP 2024, Austin, TX, USA, November 4-6, 2024*, E. Witchel, C. J. Rossbach, A. C. Arpaci-Dusseau, and K. Keeton, Eds. ACM, 2024, pp. 421–437. [Online]. Available: <https://doi.org/10.1145/3694715.3695967>
- [17] Y. Huang, H. Chen, N. Ni, Y. Sun, V. Chidambaram, D. Tang, and E. Witchel, "Tigon: A Distributed Database for a CXL Pod," in *19th USENIX Symposium on Operating Systems Design and Implementation, OSDI 2025, Boston, MA, USA, July 7-9, 2025*, L. Zhou and Y. Zhou, Eds. USENIX Association, 2025, pp. 109–128. [Online]. Available: <https://www.usenix.org/conference/osdi25/presentation/huang-yibao>
- [18] P. Hunt, M. Konar, F. P. Junqueira, and B. C. Reed, "ZooKeeper: Wait-free Coordination for Internet-scale Systems," in *2010 USENIX Annual Technical Conference, Boston, MA, USA, June 23-25, 2010*, P. Barham and T. Roscoe, Eds. USENIX Association, 2010. [Online]. Available: <https://www.usenix.org/conference/usenix-atc-10/zookeeper-wait-free-coordination-internet-scale-systems>
- [19] Intel, "Pin - A Dynamic Binary Instrumentation Tool," 2024. [Online]. Available: <https://www.intel.com/content/www/us/en/developer/articles/tool/pin-a-dynamic-binary-instrumentation-tool.html>
- [20] J. Jang, H. Choi, H. Bae, S. Lee, M. Kwon, and M. Jung, "CXL-ANNS: Software-Hardware Collaborative Memory Disaggregation and Computation for Billion-Scale Approximate Nearest Neighbor Search," in *Proceedings of the 2023 USENIX Annual Technical Conference, USENIX ATC 2023, Boston, MA, USA, July 10-12, 2023*, J. Lawall and D. Williams, Eds. USENIX Association, 2023, pp. 585–600. [Online]. Available: <https://www.usenix.org/conference/atc23/presentation/jang>
- [21] A. Katsarakis, V. Gavrielatos, M. R. S. Katebzadeh, A. Joshi, A. Dragojevic, B. Grot, and V. Nagarajan, "Hermes: A Fast, Fault-Tolerant and Linearizable Replication Protocol," in *ASPLOS '20: Architectural Support for Programming Languages and Operating Systems, Lausanne, Switzerland, March 16-20, 2020*, J. R. Larus, L. Ceze, and K. Strauss, Eds. ACM, 2020, pp. 201–217. [Online]. Available: <https://doi.org/10.1145/3373376.3378496>
- [22] H. Li, D. S. Berger, L. Hsu, D. Ernst, P. Zardoshti, S. Novakovic, M. Shah, S. Rajadnya, S. Lee, I. Agarwal, M. D. Hill, M. Fountora, and R. Bianchini, "Pond: CXL-Based Memory Pooling Systems for Cloud Platforms," in *Proceedings of the 28th ACM International Conference on Architectural Support for Programming Languages and Operating Systems, Volume 2, ASPLOS 2023, Vancouver, BC, Canada, March 25-29, 2023*, T. M. Aamodt, N. D. E. Jerger, and M. M. Swift, Eds. ACM, 2023, pp. 574–587. [Online]. Available: <https://doi.org/10.1145/3575693.3578835>
- [23] J. Liu, H. Hadian, Y. Wang, D. S. Berger, M. Nguyen, X. Jian, S. H. Noh, and H. Li, "Systematic CXL Memory Characterization and Performance Analysis at Scale," in *Proceedings of the 30th ACM International Conference on Architectural Support for Programming Languages and Operating Systems, Volume 2, ASPLOS 2025, Rotterdam, Netherlands, 30 March 2025 - 3 April 2025*, L. Eeckhout, G. Smaragdakis, K. Liang, A. Sampson, M. A. Kim, and C. J. Rossbach, Eds. ACM, 2025, pp. 1203–1217. [Online]. Available: <https://doi.org/10.1145/3676641.3715987>
- [24] T. Ma, Z. Liu, C. Wei, J. Huang, Y. Zhuo, H. Li, N. Zhang, Y. Guan, D. Niu, M. Zhang, and T. Ma, "HydraRPC: RPC in the CXL Era," in *Proceedings of the 2024 USENIX Annual Technical Conference, USENIX ATC 2024, Santa Clara, CA, USA, July 10-12, 2024*, S. Bagchi and Y. Zhang, Eds. USENIX Association, 2024, pp. 387–395. [Online]. Available: <https://www.usenix.org/conference/atc24/presentation/ma>



- [25] S. Mahar, E. Hajjjasini, S. Lee, Z. Zhang, M. Shen, and S. Swanson, "Telepathic Datacenters: Fast RPCs using Shared CXL Memory." *CoRR*, vol. abs/2408.11325, 2024. [Online]. Available: <https://doi.org/10.48550/arXiv.2408.11325>
- [26] Micron Corporation, "CXL Memory Expansion: A Closer Look on Actual Platform." 2024. [Online]. Available: <https://www.micron.com/content/dam/micron/global/public/products/white-paper/cxl-memory-expansion-a-close-look-on-actual-platform.pdf>
- [27] D. Ongaro, S. M. Rumble, R. Stutsman, J. K. Ousterhout, and M. Rosenblum, "Fast crash recovery in RAMCloud." in *Proceedings of the 23rd ACM Symposium on Operating Systems Principles 2011, SOSP 2011, Cascais, Portugal, October 23-26, 2011*, T. Wobber and P. Druschel, Eds. ACM, 2011, pp. 29–41. [Online]. Available: <https://doi.org/10.1145/2043556.2043560>
- [28] A. Patil, V. Nagarajan, R. Balasubramanian, and N. Oswald, "DvÉ: Improving DRAM Reliability and Performance On-Demand via Coherent Replication." in *48th ACM/IEEE Annual International Symposium on Computer Architecture, ISCA 2021, Virtual Event / Valencia, Spain, June 14-18, 2021*. IEEE, 2021, pp. 526–539. [Online]. Available: <https://doi.org/10.1109/ISCA52012.2021.00048>
- [29] A. Patil, V. Nagarajan, N. Nikoleris, and N. Oswald, "Äpta: Fault-tolerant object-granular CXL disaggregated memory for accelerating FaaS." in *53rd Annual IEEE/IFIP International Conference on Dependable Systems and Network, DSN 2023, Porto, Portugal, June 27-30, 2023*. IEEE, 2023, pp. 201–215. [Online]. Available: <https://doi.org/10.1109/DSN58367.2023.00030>
- [30] J. Ren, "Yahoo! Cloud Serving Benchmark in C++, a C++ version of YCSB." <https://github.com/basicthinker/YCSB-C>, 2014.
- [31] A. F. Rodrigues, K. S. Hemmert, B. W. Barrett, C. D. Kersey, R. A. Oldfield, M. Weston, R. Risen, J. Cook, P. Rosenfeld, E. CooperBalls, and B. L. Jacob, "The Structural Simulation Toolkit." *SIGMETRICS Perform. Evaluation Rev.*, vol. 38, no. 4, pp. 37–42, 2011. [Online]. Available: <https://doi.org/10.1145/1964218.1964225>
- [32] D. D. Sharma, "Compute Express Link (CXL): Enabling Heterogeneous Data-Centric Computing With Heterogeneous Memory Hierarchy." *IEEE Micro*, vol. 43, no. 2, pp. 99–109, 2023. [Online]. Available: <https://doi.org/10.1109/MM.2022.3228561>
- [33] D. D. Sharma, B. Blankenship, and D. S. Berger, "An Introduction to the Compute Express Link (CXL) Interconnect." *ACM Comput. Surv.*, vol. 56, no. 11, pp. 290:1–290:37, 2024. [Online]. Available: <https://doi.org/10.1145/3669900>
- [34] K. Shvachko, H. Kuang, S. Radia, and R. Chansler, "The Hadoop Distributed File System." in *IEEE 26th Symposium on Mass Storage Systems and Technologies, MSST 2012, Lake Tahoe, Nevada, USA, May 3-7, 2010*, M. G. Khatib, X. He, and M. Factor, Eds. IEEE Computer Society, 2010, pp. 1–10. [Online]. Available: <https://doi.org/10.1109/MSST.2010.5496972>
- [35] S. Wang, B. Hindman, and I. Stoica, "In Reference to RPC: It's Time to Add Distributed Memory." in *HotOS '21: Workshop on Hot Topics in Operating Systems, Ann Arbor, Michigan, USA, June, 1-3, 2021*, S. Angel, B. Kasikci, and E. Kohler, Eds. ACM, 2021, pp. 191–198. [Online]. Available: <https://doi.org/10.1145/3458336.3465302>
- [36] Z. Wang, Y. Chen, C. Li, Y. Guan, D. Niu, T. Guan, Z. Du, X. Wei, and G. Sun, "CTXNL: A Software-Hardware Co-designed Solution for Efficient CXL-Based Transaction Processing." in *Proceedings of the 30th ACM International Conference on Architectural Support for Programming Languages and Operating Systems, Volume 2, ASPLOS 2025, Rotterdam, Netherlands, 30 March 2025 - 3 April 2025*, L. Eeckhout, G. Smaragdakis, K. Liang, A. Sampson, M. A. Kim, and C. J. Rossbach, Eds. ACM, 2025, pp. 192–209. [Online]. Available: <https://doi.org/10.1145/3676641.3716244>
- [37] S. C. Woo, M. Ohara, E. Torrie, J. P. Singh, and A. Gupta, "The SPLASH-2 Programs: Characterization and Methodological Considerations." in *Proceedings of the 22nd Annual International Symposium on Computer Architecture, ISCA '95, Santa Margherita Ligure, Italy, June 22-24, 1995*, D. A. Patterson, Ed. ACM, 1995, pp. 24–36. [Online]. Available: <https://doi.org/10.1145/223982.223990>
- [38] XConn Technologies, "XC50256 CXL 2.0 Switch Chip." Product datasheet, 2024, "Fully compliant with CXL 2.0/1.1 and PCIe Gen5, up to 32 ports with bifurcation, 256 lanes, 2048 GB/s switching capacity." [Online]. Available: <https://www.xconn-tech.com/product>
- [39] Y. Xu, S. Mahar, Z. Liu, M. Shen, and S. Swanson, "Position: CXL Shared Memory Programming: Barely Distributed and Almost Persistent." *CoRR*, vol. abs/2405.19626, 2024. [Online]. Available: <https://doi.org/10.48550/arXiv.2405.19626>
- [40] X. Yang, Y. Zhang, H. Chen, F. Li, G. Fan, Y. Kong, B. Wang, J. Fang, Y. Wang, T. Huang, W. Hu, J. Kao, and J. Jiang, "Unlocking the Potential of CXL for Disaggregated Memory in Cloud-Native Databases." in *Companion of the 2025 International Conference on Management of Data, SIGMOD/PODS 2025, Berlin, Germany, June 22-27, 2025*, V. Markl, J. M. Hellerstein, and A. Abouzied, Eds. ACM, 2025, pp. 689–702. [Online]. Available: <https://doi.org/10.1145/3722212.3724460>
- [41] C. Yao, D. Agrawal, G. Chen, B. C. Ooi, and S. Wu, "Adaptive Logging: Optimizing Logging and Recovery Costs in Distributed In-memory Databases." in *Proceedings of the 2016 International Conference on Management of Data, SIGMOD Conference 2016, San Francisco, CA, USA, June 26 - July 01, 2016*, F. Özcan, G. Koutrika, and S. Madden, Eds. ACM, 2016, pp. 1119–1134. [Online]. Available: <https://doi.org/10.1145/2882903.2915208>
- [42] G. Yu, G. Tan, H. Huang, Z. Zhang, P. Chen, R. Natella, and Z. Zheng, "A Survey on Failure Analysis and Fault Injection in AI Systems." *CoRR*, vol. abs/2407.00125, 2024. [Online]. Available: <https://doi.org/10.48550/arXiv.2407.00125>
- [43] M. Zhang, T. Ma, J. Hua, Z. Liu, K. Chen, N. Ding, F. Du, J. Jiang, T. Ma, and Y. Wu, "Partial Failure Resilient Memory Management System for (CXL-based) Distributed Shared Memory." in *Proceedings of the 29th Symposium on Operating Systems Principles, SOSP 2023, Koblenz, Germany, October 23-26, 2023*, J. Flinn, M. I. Seltzer, P. Druschel, A. Kaufmann, and J. Mace, Eds. ACM, 2023, pp. 658–674. [Online]. Available: <https://doi.org/10.1145/3600006.3613135>
- [44] W. Zhang, "Replication Cache: A Small Fully Associative Cache to Improve Data Cache Reliability." *IEEE Trans. Computers*, vol. 54, no. 12, pp. 1547–1555, 2005. [Online]. Available: <https://doi.org/10.1109/TC.2005.202>
- [45] W. Zhang, S. Gurumurthi, M. T. Kandemir, and A. Sivasubramanian, "ICR: In-Cache Replication for Enhancing Data Cache Reliability." in *2003 International Conference on Dependable Systems and Networks (DSN 2003), 22-25 June 2003, San Francisco, CA, USA, Proceedings*. IEEE Computer Society, 2003, pp. 291–300. [Online]. Available: <https://doi.org/10.1109/DSN.2003.1209939>
- [46] W. Zheng, S. Tu, E. Kohler, and B. Liskov, "Fast Databases with Fast Durability and Recovery Through Multicore Parallelism." in *11th USENIX Symposium on Operating Systems Design and Implementation, OSDI '14, Broomfield, CO, USA, October 6-8, 2014*, J. Flinn and H. Levy, Eds. USENIX Association, 2014, pp. 465–477. [Online]. Available: [https://www.usenix.org/conference/osdi14/technical-sessions/presentation/zheng\\_wenting](https://www.usenix.org/conference/osdi14/technical-sessions/presentation/zheng_wenting)
- [47] Y. Zhong, D. S. Berger, C. A. Waldspurger, R. Wee, I. Agarwal, R. Agarwal, F. Hady, K. Kumar, M. D. Hill, M. Chowdhury, and A. Cidon, "Managing Memory Tiers with CXL in Virtualized Environments." in *18th USENIX Symposium on Operating Systems Design and Implementation, OSDI 2024, Santa Clara, CA, USA, July 10-12, 2024*, A. Gavrilovska and D. B. Terry, Eds. USENIX Association, 2024, pp. 37–56. [Online]. Available: <https://www.usenix.org/conference/osdi24/presentation/zhong-yuhong>
- [48] Z. Zhu, N. Ni, Y. Huang, Y. Sun, Z. Jia, N. S. Kim, and E. Witchel, "Lupin: Tolerating Partial Failures in a CXL Pod." in *Proceedings of the 2nd Workshop on Disruptive Memory Systems, DIMES 2024, Austin, TX, USA, 3 November 2024*. ACM, 2024, pp. 41–50. [Online]. Available: <https://doi.org/10.1145/3698783.3699377>