

**R E Zera Marveen Lyngkhai*, Chirag Chawla^{*†}, Pratinav Seth*,
Utsav Avaiya, Soham Bhattacharjee, Mykola Khandoga, Rui Yuan,
Vinay Kumar Sankarapu**

Lexsi Labs

Abstract

Post-training alignment is central to deploying large language models (LLMs), yet practical workflows remain split across backend-specific tools and ad-hoc glue code, making experiments hard to reproduce. We identify backend interference, reward fragmentation, and irreproducible pipelines as key obstacles in alignment research. We introduce *AlignTune*, a modular toolkit exposing a unified interface for supervised fine-tuning (SFT) and RLHF-style optimization with interchangeable TRL and Unsloth backends. AlignTune standardizes configuration, provides an extensible reward layer (rule-based and learned), and integrates evaluation over standard benchmarks and custom tasks. By isolating backend-specific logic behind a single factory boundary, AlignTune enables controlled comparisons and reproducible alignment experiments.

Keywords: Large Language Models, Supervised Fine-Tuning, RLHF, Preference Optimization, Reward Modeling, Evaluation, Post-Training LLM



1 Introduction

Large language models (LLMs) achieve strong performance across many tasks, but raw pre-trained models are often misaligned with downstream objectives helpfulness, safety, domain constraints, or product requirements. Post-training alignment via SFT [1], preference optimization [2], and RLHF [3, 4] is therefore a necessary step for real-world deployment.

Practitioners today face a fragmented ecosystem. Most codebases target a single algorithm or backend, lack robust error handling, and resist integration into production pipelines. Libraries like TRL [5] provide useful building blocks but expose one backend and a subset of algorithms, leaving users to assemble reward functions, evaluation, and configuration logic themselves. This fragmentation raises engineering overhead and makes it hard to reproduce or fairly compare alignment methods. We argue that backend interference, reward fragmentation, and irreproducible pipelines are first-order obstacles in alignment research. Without standardized infrastructure, it is difficult to distinguish genuine methodological advances from implementation artifacts.

AlignTune unifies supervised fine-tuning and RLHF-style training behind a single interface targeting multiple backends (TRL and Unsloth). A backend factory routes training requests to backend-specific implementations via a common API, while an environment-based isolation mechanism prevents Unsloth from globally patching transformers when TRL is selected. A unified configuration system supports reproducible experiments. AlignTune also provides an extensible reward framework (including domain-oriented reward functions for medical, legal, and financial settings),

*Co-First Authorship

[†]Department of Chemistry, Indian Institute of Technology (Banaras Hindu University) Varanasi, India.

[‡]work done during internship at Lexsi Labs

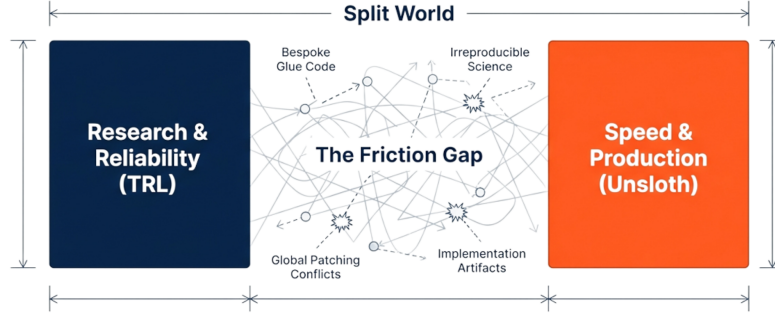


Figure 1 The current alignment ecosystem forces a choice between reliability and speed, fragmenting workflows and hindering reproducibility.

a reward-model training workflow, evaluation integration for standard benchmarks and custom tasks, and a CLI for end-to-end workflows. Table 1 summarizes supported algorithms; Section 3 gives architectural details.

Contributions. This paper makes the following contributions:

- A modular toolkit, AlignTune, that unifies SFT and RLHF-style training behind a single interface across TRL and Unsloth backends.
- A backend isolation mechanism that prevents Unsloth from patching transformers during pure TRL runs, with experimental validation (Section 5.3).
- Backend benchmarks comparing TRL and Unsloth [6] on throughput, memory, and evaluation metrics, showing backend-agnostic training without code changes (Section 5.1).
- An extensible reward framework with 43 built-in reward functions, domain-specific signals, composable reward APIs, and a reward-model training pipeline (Section 3.6).
- A data management layer supporting Hugging Face Hub, JSON, CSV, Parquet, and directory-based sources.

2 Installation and Getting Started

AlignTune is distributed as a Python package and can be installed from PyPI or from source:

```
1 git clone https://github.com/Lexsi-Labs/aligntune.git
2 cd aligntune
3 pip install -e .
```

After installation, verify the setup with:

```
1 aligntune info    # prints environment, backend, and GPU details
```

A minimal training run requires only three lines of Python (here using the Alpaca [7] dataset):

```
1 from aligntune.core.backend_factory import create_sft_trainer
2 trainer = create_sft_trainer(
3     model_name="Qwen/Qwen2.5-0.5B-Instruct",
4     dataset_name="tatsu-lab/alpaca",
5     backend="trl", num_epochs=1, batch_size=4, learning_rate=5e-5)
6 trainer.train()
```

3 Library Structure

3.1 Scope and Definitions

Before describing the architecture, we clarify scope and define key terms. *AlignTune* is the library presented in this work. A *backend* is a concrete implementation of the training stack (e.g., TRL-based or Unsloth-accelerated).

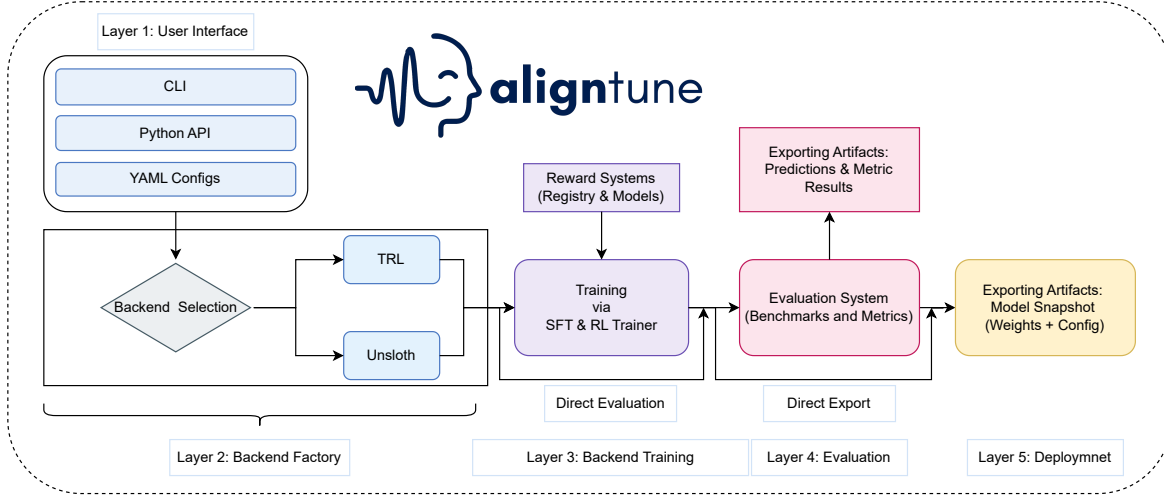


Figure 2 High-level architecture of AlignTune. Users interact via CLI, Python APIs, or YAML configs. The backend factory routes to TRL or Unsloth [6] backends, which expose SFT and RL trainers. Reward and evaluation systems are shared across backends.

The *backend factory* is the component that selects and instantiates the appropriate backend from user configuration. The *reward model pipeline* refers to the workflow of deriving training signals from rule-based reward functions, using them to train neural reward models, and then deploying those models within RLHF-style optimization.

Scope : AlignTune supports: (1) SFT for instruction following and related supervised objectives; (2) preference optimization (DPO [2] and variants); (3) policy optimization (PPO [8], GRPO [9], GSPO [10], and extensions); (4) reward function composition and neural reward model training; (5) evaluation via lm-eval and internal harnesses; (6) YAML and Python API configuration; and (7) a CLI for end-to-end workflows.

Non-goals : AlignTune does not claim: (1) novel RLHF algorithms it standardizes existing methods; (2) universal speedups acceleration depends on GPU and kernel compatibility; (3) perfect feature parity between backends (see Table 1); or (4) support for all model families we target transformer-based LLMs compatible with Hugging Face Transformers [11].

3.2 High-Level Architecture

AlignTune organizes the alignment stack into layers: user interfaces (CLI, Python API, YAML configs), a backend factory, backend-specific trainers, and shared reward and evaluation systems. The core package is organized as:

- `backends/`: backend implementations for TRL and Unsloth, each with `sft/` and `rl/` submodules.
- `core/`: shared core functionality, including the backend factory, RL and SFT configuration classes, trainer bases, and registries.
- `rewards/`: reward function registry, reward-model training utilities, and reward-related types.
- `eval/`: evaluation framework, including lm-eval [12] integration and custom tasks.
- `data/`: dataset processor and manager entry points.
- `cli/` and `cli_commands/`: command-line entry points and configuration builders.
- `utils/`: supporting modules for device management, diagnostics, logging, validation, and model loading.

The design emphasizes modularity (each concern in a dedicated module), extensibility (new backends, algorithms, rewards, and tasks register without modifying core logic), and production readiness (error handling, diagnostics, typed configuration).

3.3 Core API and Class Hierarchy

AlignTune exposes a layered class hierarchy that users interact with at multiple levels of abstraction.

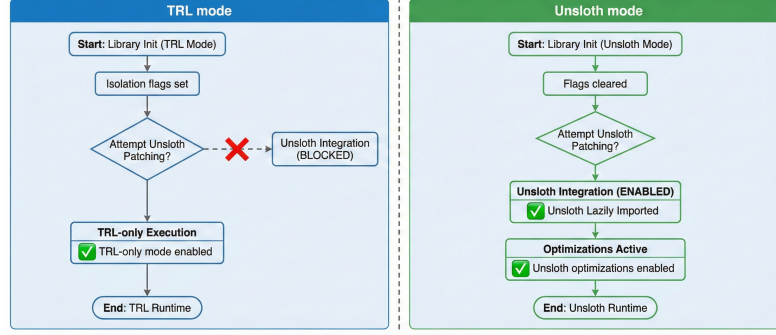


Figure 3 Backend isolation flow. TRL runs block Unsloth patches; Unsloth runs clear isolation flags and import lazily.

3.3.1 Factory API

The primary entry points are two factory functions in `aligntune.core.backend_factory`:

- `create_sft_trainer(...)` creates an SFT trainer for the requested backend and task type.
- `create_rl_trainer(...)` creates an RL trainer for the requested backend and algorithm.

Both functions accept a uniform set of keyword arguments (model name, dataset, backend, hyperparameters) and return a trainer instance whose `.train()`, `.evaluate()`, and `.save_model()` methods follow a common protocol regardless of backend. Internally, the `BackendFactory` class dispatches to the correct backend-specific trainer using enums: `TrainingType` (SFT or RL), `BackendType` (TRL or Unsloth), and `RLAlgorithm` (DPO, PPO, GRPO, GSPO, DAPO, Dr. GRPO, GBMPO, Counterfactual GRPO, BOLT, GBMPO). A `BackendConfig` dataclass stores backend selection, isolation flags, and fallback preferences.

3.3.2 Trainer Class Hierarchy

All trainers derive from one of two abstract base classes:

- `TrainerBase (RL)`: defines the full lifecycle for reinforcement learning style training, including reward integration, rollout generation, policy updates, and checkpoint management. It maintains a `TrainingState` dataclass that tracks the current step and epoch, the best observed metric, and the active checkpoint path.
- `SFTTrainerBase (SFT)`: defines the lifecycle for supervised fine-tuning, including task-aware data preparation, orchestration of the training loop, and evaluation hooks.

Each backend provides concrete trainer implementations.

TRL backend : `TRLSFTTrainer`, `TRLDPOTrainer`, `TRLPPOTrainer`, `TRLGRPOTrainer`, `TRLGSPOTrainer`, `TRLDAPOTrainer`, `TRLDGRPOTrainer`, `TRLGBMPOTrainer`, `TRLCounterFactGRPOTrainer`, `TRLPACETrainer`.

Unsloth backend : mirrors the TRL set using an Unsloth prefix (e.g., `UnslothDPOTrainer`). GSPO, GBMPO, and Meta-ES are currently TRL-only (see Table 1).

For supervised fine-tuning, an `SFTTrainerFactory` additionally dispatches requests by `TaskType` (instruction following, text classification, token classification, text generation, or chat completion). Each task can use specialised data formatting and loss computation (e.g., a `ClassificationTrainer` for classification objectives).

3.4 Multi-Backend Architecture

AlignTune’s multi-backend architecture lets users choose between:

- **TRL**: pure TRL implementations optimized for reliability and compatibility.
- **Unsloth**: accelerated implementations offering speed-ups and memory savings via quantization and optimized kernels.

The backend factory centralizes selection and instantiation. Without it, users must manually configure backend-specific parameters differently for each backend, creating configuration skew that conflates backend effects with setup differences.

The following examples use DialoGPT [13] with Alpaca [7] for SFT and HH-RLHF [14] for DPO:

```

1 from aligntune.core.backend_factory import create_sft_trainer
2
3 # SFT trainer (pure TRL backend)
4 sft_trainer = create_sft_trainer(
5     model_name="microsoft/DialoGPT-medium",
6     dataset_name="tatsu-lab/alpaca",
7     backend="trl",
8     num_epochs=1,
9     batch_size=4,
10    learning_rate=5e-5,
11 )

```

```

1 from aligntune.core.backend_factory import create_rl_trainer
2 # DPO trainer (Unsloth backend)
3 dpo_trainer = create_rl_trainer(
4     model_name="unsloth/Llama-3.2-1B-Instruct-bnb-4bit",
5     dataset_name="Anthropic/HH-RLHF",
6     algorithm="dpo",
7     backend="unsloth",
8     num_epochs=1,
9     batch_size=1,
10    learning_rate=1e-6,
11 )

```

Listing 1 DPO trainer via backend factory

3.4.1 Backend Isolation System

Unsloth patches the transformers stack globally to insert optimized kernels and compression logic (Figure 3). This is desirable when Unsloth [6] is explicitly selected, but can interfere with pure TRL runs in the same environment. Without isolation, identical configs with different import order can produce different training dynamics, invalidating backend comparisons. AlignTune’s isolation system has four components:

- *Environment-variable control.* When TRL [5] is selected, the factory sets `PURE_TRL_MODE`, `TRL_ONLY_MODE`, and `DISABLE_UNSLOTH_FOR_TRL` to block Unsloth patches. When Unsloth is requested, these flags are cleared and Unsloth is imported lazily.
- *Lazy loading.* A helper in `_imports.py` checks Unsloth availability (PyTorch, CUDA versions) but defers the actual import until needed.
- *String-based selection.* The factory accepts backend names as strings, avoiding enum imports that could trigger Unsloth initialization.
- *Automatic fallback.* If Unsloth is unavailable or fails compatibility checks, informative errors point users to TRL [5] as a fallback.

3.5 Training Algorithms

AlignTune exposes both supervised and reinforcement-learning-based alignment methods under a unified interface.

Supervised Fine-Tuning (SFT) : SFT covers instruction following, text classification, token classification, and chat-style tasks. The SFT stack supports: (i) task routing configuration-level selection of task type, mapping to the appropriate trainer; (ii) parameter-efficient fine-tuning via LoRA [15] and QLoRA [16], including 4-bit quantization; and (iii) gradient checkpointing, mixed precision (fp16/bf16), and dataset packing. SFT trainers are available for both TRL and Unsloth backends with a common configuration surface.

Reinforcement Learning and RLHF Algorithms : The goal is not to introduce new algorithms, but to show that a single abstraction can host a broad class of alignment methods without backend-specific rewrites.

For each algorithm, AlignTune implements both TRL-based and, where applicable, Unsloth-based trainers that share a common base class. Table 1 summarizes the supported RLHF algorithms and backend coverage. PPO trainers additionally support: (i) reward model integration from the Hugging Face Hub, local checkpoints, or AlignTune’s own reward-model pipeline; (ii) model-family consistency checks (e.g., ensuring compatible policy and reward model families such as Qwen [22], LLaMA [23], Mistral [24]); and (iii) explicit KL penalty control, clipping settings, and multi-task reward configurations.

Table 1 Algorithm support matrix in AlignTune

Algorithm	TRL Backend	Unsloth Backend	Description
SFT [1]	✓	✓	Supervised instruction/task fine-tuning
DPO [2]	✓	✓	Direct Preference Optimization (no reward model)
PPO [8]	✓	✓	Proximal Policy Optimization with explicit rewards
GRPO [9]	✓	✓	Group Relative Policy Optimization
GSPO [10]	✓	×	Group Sequential Policy Optimization
DAPO [17]	✓	✓	Decoupled variant addressing GRPO limitations
Dr. GRPO [18]	✓	✓	Unbiased GRPO variant (length-bias correction)
GBMPO [19]	✓	×	Group-Based Mirror Policy Optimization
Counterfactual GRPO [20]	✓	×	Counterfactual extension of GRPO
PACE [21]	✓	×	Baseline-Optimized Learning Technique

Table 2 Catalog of built-in reward functions in AlignTune, grouped by category. All reward functions can be combined with configurable weights to form composite rewards. Custom reward functions can be registered via the `RewardRegistry` API.

Category	Reward Functions
Basic Quality	length, coherence
Task-Specific	sentiment, safety, factuality, bias
Code Quality	code_syntax, code_execution, code_completeness, code_quality, code_correctness
Math & Reasoning	math_correctness, logical_consistency, commonsense, math_reasoning, counterfactual_math
Specialized Alignment	hallucination, toxicity, politeness, helpfulness, honesty
Enhanced Quality	diversity, fluency, relevance, brevity
Instruction & Alignment	instruction_following, harmlessness, conciseness
Context & Temporal	context_relevance, temporal_consistency
Advanced Metrics	semantic_similarity, readability, engagement
Domain-Specific	medical_accuracy, legal_compliance, financial_accuracy
Advanced Reasoning	causal_reasoning, counterfactual_reasoning
Benchmark-Specific	mbpp_reward [25] (code generation benchmark)

3.6 Reward System

3.6.1 Reward Class Hierarchy

The reward subsystem is built on a layered class hierarchy. `RewardFunction` is the abstract base class; every reward implements a `compute(text, **kwargs) -> float` method. A `RewardType` enum (30+ members) categorises each function, and a `RewardConfig` dataclass stores parameters such as weight, threshold, and normalization mode.

Key infrastructure classes:

- `RewardFunctionFactory` creates reward function instances from string keys or `RewardType` values.
- `CompositeReward` combines multiple `RewardFunction` instances with configurable weights, enabling multi-objective reward signals (e.g., $0.3 \times \text{length} + 0.4 \times \text{sentiment} + 0.3 \times \text{safety}$).
- `RewardRegistry` central registry that maps string keys to reward types, manages default configurations, and exposes `register_custom_reward()` and `get_reward_function()` helpers.

AlignTune ships concrete reward classes implementing the `RewardFunction` interface, organised into multiple categories (see Table 2). Notable implementations include `CodeExecutionReward` (sandboxed code execution with test-case validation), `MathCorrectnessReward` (symbolic and numeric answer grading), (domain-specific scoring), and `MBPPReward` (code generation benchmark reward).

Without a centralised registry, reward logic scatters across trainer implementations, making it hard to audit which rewards apply in which experiments and leading to inconsistent application across runs.

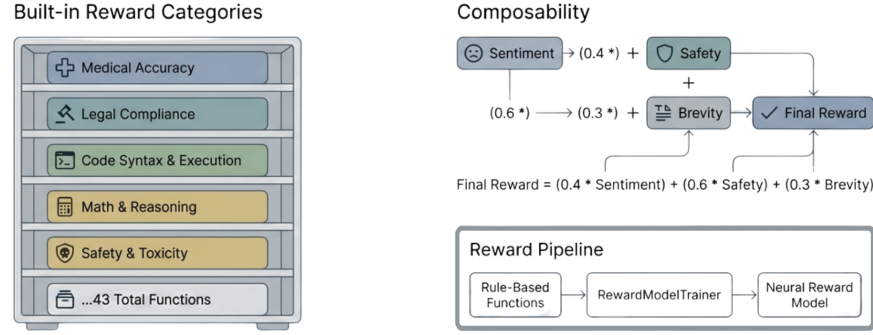


Figure 4 AlignTune reward system: built-in reward categories, weighted composition, and the pipeline from rule-based rewards to neural reward models.

3.6.2 Reward Function Registry

The registry maps string keys to reward types, manages default configurations, and provides helpers to construct composite rewards.

New reward functions can be registered as follows:

```

1 from aligntune.rewards.core import RewardFunction, RewardConfig, RewardType
2 from aligntune.rewards.registry import RewardRegistry
3
4 class CustomReward(RewardFunction):
5     def __init__(self):
6         super().__init__(RewardType.CUSTOM)
7
8     def compute(self, text: str, **kwargs) -> float:
9         # Custom scoring logic
10        return 0.8
11
12 # Register the reward for use in configs
13 RewardRegistry.register_custom_reward("custom", CustomReward)

```

3.6.3 Reward-Model Training Pipeline

Beyond rule-based rewards, AlignTune supports training neural [3, 4] reward models from text data labeled by reward functions. The pipeline is implemented by four classes in `aligntune.rewards.training`:

- `RewardModelTrainer` orchestrates end-to-end reward model training: generating labeled data from rule-based functions, training a transformer-based reward model, and saving checkpoints.
- `RewardModelDataset` a PyTorch Dataset that pairs texts with composite reward scores.
- `RewardModelValidator` evaluates reward model accuracy, calibration, and correlation with ground-truth reward functions.
- `RewardModelLoader` loads trained reward models for inference, including `TRLCompatibleRewardModel` for direct integration with TRL PPO trainers.

The typical workflow is:

1. Choose a base model architecture for the reward model.
2. Define a set of reward functions and associated weights.
3. Generate training examples and compute composite rewards.
4. Train the reward model via the reward training module.
5. Plug the resulting reward model into PPO (or other RL trainers).

By treating rewards as first-class objects, AlignTune also enables controlled experiments over reward structure (e.g., sparse vs. dense, rule-based vs. learned) something difficult when reward logic is coupled to specific trainers. This supports reward ablations, audits, and systematic studies of how reward design affects alignment outcomes.

```

1 from aligntune.rewards.training import RewardModelTrainer
2 from aligntune.rewards.registry import RewardRegistry
3 from aligntune.core.backend_factory import create_rl_trainer
4
5 registry = RewardRegistry()
6 length_func = registry.get_reward_function("length")
7 sentiment_func = registry.get_reward_function("sentiment")
8 safety_func = registry.get_reward_function("safety")
9
10 # 1. Train a neural reward model from rule-based rewards
11 rm_trainer = RewardModelTrainer(
12     base_model_name="microsoft/DialoGPT-medium",
13     reward_functions=[length_func, sentiment_func, safety_func],
14     composite_weights=[0.3, 0.4, 0.3],
15 )
16
17 training_data = rm_trainer.generate_training_data(
18     texts=training_texts_list,
19     batch_size=2
20 )
21
22 reward_model_path = rm_trainer.train_reward_model(
23     training_data=training_data,
24     output_dir="./reward_models/custom",
25     num_epochs=3,
26     learning_rate=1e-5,
27     batch_size=4
28 )
29
30 # 2. Use the trained reward model in PPO
31 ppo_trainer = create_rl_trainer(
32     model_name="TinyLlama/TinyLlama-1.1B-Chat-v1.0",
33     dataset_name="Anthropic/hh-rlhf",
34     algorithm="ppo",
35     backend="unsloth",
36     reward_model_path=reward_model_path,
37     num_epochs=1,
38     batch_size=1,
39     learning_rate=2e-4,
40 )
41 ppo_trainer.train()

```

Listing 2 Reward model training and PPO integration

3.7 Data Management

AlignTune provides a unified data management layer in `aligntune.data` that abstracts over heterogeneous data sources. The `DataManager` class coordinates loading, processing, and caching of training and evaluation datasets.

Loaders : A `LoaderResolver` inspects the data source string and dispatches to the appropriate loader. Several concrete loaders extend the `BaseLoader` interface:

- `HFLoader` loads datasets from the Hugging Face Hub via the `datasets` library, with support for streaming, splits, and column selection.
- `JSONLoader`, `CSVLoader`, `ParquetLoader` load from local files in the corresponding formats.
- `DirectoryLoader` loads from a local directory of text or structured files, with configurable file-type filtering.

All loaders return a common `Dataset` object, ensuring that downstream trainers and evaluators are agnostic to the data origin. A `DatasetCache` accelerates repeated experiments by caching processed datasets.

3.8 Configuration and CLI

Unified Configuration System : AlignTune’s configuration system is centered on strongly-typed dataclasses:

- `RLConfig` for RL training, with nested sections for `algo`, `model`, `datasets`, `train`, `logging`, `rewards`, and `caching`.
- `SFTConfig` for SFT, with analogous `model`, `dataset`, `train`, and `logging` sections.

Configurations can be authored in YAML, separating code from hyperparameters. Validation logic provides informative errors and estimates memory usage to catch misconfigurations early.

Command-Line Interface and Recipes. The aligntune CLI offers high-level commands:

- `aligntune info`: environment and backend information.
- `aligntune train`: run SFT or RL training from a config or inline arguments.
- `aligntune diagnose`: run environment diagnostics.
- `aligntune recipes`: list, show, and copy pre-defined recipes.

Example usage:

```
1 aligntune train --config examples/grpo_gsm8ktrl/config_grpo_gsm8k.yaml
```

Listing 3 CLI usage with YAML configs

```
1 algo: dpo
2
3 model:
4   name_or_path: "Qwen/Qwen3-0.6B"
5   backend: trl
6   max_seq_length: 512
7
8 datasets:
9   - name: "Anthropic/hh-rlhf"
10     split: "train"
11     max_samples: 100
12
13 train:
14   max_steps: 100
15   per_device_batch_size: 4
16   learning_rate: 0.00005
17   gradient_accumulation_steps: 1
18   beta: 0.1
19   max_prompt_length: 512
20   max_completion_length: 512
21
22 logging:
23   output_dir: "./output/dpo_qwen"
24   log_level: "INFO"
25   save_steps: 100
26   eval_steps: 100
27
28 chat_template: auto
```

Listing 4 YAML configuration sketch for a DPO experiment

Recipes encode best-practice configurations for families such as LLaMA [23] and Qwen [22], handling authentication and model-specific quirks.

3.9 Evaluation System

The evaluation subsystem integrates both standardised benchmarks and custom tasks through a class hierarchy rooted in `aligntune.eval`.

3.9.1 Evaluation Infrastructure

- `BaseEvaluator` and `RLEvaluator` abstract base and RL-specific evaluators that orchestrate metric computation over model outputs.
- `EvalConfig` typed configuration specifying tasks, metrics, sample sizes, and logging options.
- `EvalTask` and `EvalResult` represent individual evaluation tasks and their results.
- `EvalRunner` orchestrates multi-task evaluation runs, dispatching to registered metrics.
- `EvalRegistry` registry of evaluation functions and tasks, enabling extensibility.
- `SafeCodeExecutor` sandboxed code execution environment with timeout (`TimeoutException`) for evaluating generated code safely.

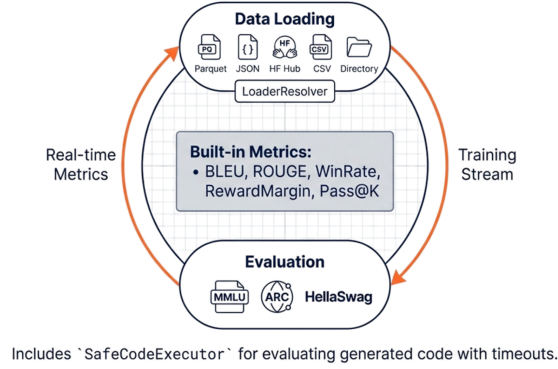


Figure 5 Evaluation and monitoring pipeline: data loading, real-time metrics, benchmark evaluation, and sandboxed code execution.

3.9.2 In-Built Metrics

AlignTune provides multiple metric implementations extending an abstract Metric base class: Text metrics: RougeMetric, BleuMetric. Generic metrics: PerplexityMetric, AccuracyMetric. RL-specific metrics: KLDivergenceMetric (policy divergence from reference), RewardAccuracyMetric, PolicyEntropyMetric. DPO-specific metrics: WinRateMetric, RewardMarginMetric, PreferenceAccuracyMetric, LogRatioMetric, ImplicitRewardMetric, CalibrationMetric. Specialised metrics: PassAtKMetric (code generation pass@ k), MathAccuracyMetric.

3.9.3 Benchmark Integration

LMEvalRunner and LMEvalConfig wrap the lm-eval-harness [12] for standardised benchmarks such as HellaSwag [26], ARC [27], and MMLU [28]. Custom evaluation tasks for text generation, classification, summarisation, code, and math can be registered via the EvalRegistry. REAL-TIME MONITORING: A SampleLogger periodically generates qualitative outputs (e.g., at 50% of training steps) to monitor regressions. Training and evaluation flows follow a simple pattern: models are loaded, evaluation datasets are prepared, inference is run, and metrics are computed and logged.

3.9.4 Evaluation Usage Examples

AlignTune’s evaluation system supports diverse workflows. Here we demonstrate standalone evaluation and integrated training and evaluation pipelines.

Math Task Evaluation : For mathematical reasoning tasks, we can evaluate a trained model on GSM8K [29]:

```
1 from aligntune.eval.runner import EvalConfig, run_eval
2
3 eval_config = EvalConfig(
4     model_path="./output/grpo_model",
5     output_dir="./results/math_eval",
6     task_type="math",
7     data_task_type="grpo",
8     dataset_name="openai/gsm8k",
9     dataset_config="main",
10    split="test",
11    max_samples=100,
12    batch_size=8,
13    temperature=0.1,
14    max_length=512,
15    use_lora=True,
16    base_model="meta-llama/Llama-3.2-3B-Instruct",
17    use_unsloth=True,
18    metrics=["math_accuracy"],
19    column_mapping={"question": "prompt", "answer": "response"},
20 )
21
22 results = run_eval(eval_config)
```

Listing 5 Evaluating math reasoning with GSM8K

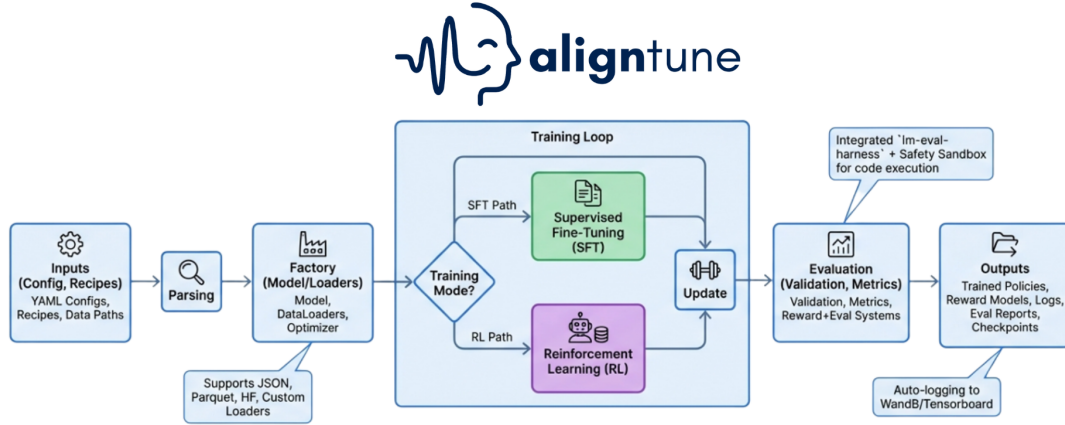


Figure 6 End-to-end alignment pipeline. Configurations and recipes feed the backend factory, which creates trainers that interact with reward and evaluation systems.

Text Generation Evaluation. For instruction-following or dialogue tasks, we evaluate on standard text metrics:

```

1 from aligntune.eval.runner import EvalConfig, run_eval
2
3 text_eval_config = EvalConfig(
4     model_path="Qwen/Qwen3-4B-Instruct-2507",
5     device="cuda",
6     use_unsloth=True,
7     task_type="text",
8     data_task_type="sft",
9     metrics=["rouge", "bleu", "perplexity"],
10    dataset_name="HuggingFaceH4/ultrachat_200k",
11    split="test_sft",
12    max_samples=100,
13    max_length=1024,
14    temperature=0.7,
15    output_dir="./results/text_eval",
16 )
17
18 results = run_eval(text_eval_config)

```

Listing 6 Text generation evaluation

These examples illustrate task-specific evaluation (math vs. text), adapter handling (`use_lora`), and metric selection, all through a unified `EvalConfig` interface.

3.10 Utilities and Production Features

AlignTune ships a comprehensive utility layer in `aligntune.utils` designed for production-grade training workflows.

Model and device management : `ModelLoader` handles quantisation (4-bit/8-bit via `bitsandbytes` [30]), LoRA [15] adapter injection via `PEFT` [31], and automatic dtype selection. `DeviceManager` manages GPU/CPU allocation via `Accelerate` [32]. `CheckpointManager` saves and resumes full training state.

Error hierarchy: A structured hierarchy provides actionable diagnostics: `AlignTuneError` → `ConfigurationError`, `TrainingError`, `EnvironmentError`, `ValidationError`. Each error carries context and suggested fixes.

Health monitoring : `HealthMonitor` tracks loss spikes, gradient norms, and memory pressure. `TrainingDiagnostics` and `TrainingMonitor` provide real-time metric dashboards. `DiagnosticsCollector` aggregates GPU utilisation, memory, and disk statistics.

Configuration validation : `ConfigValidator` checks typed configs against schemas, validates required fields, estimates peak GPU memory, and warns about misconfigurations before training starts.

4 Illustrative Examples

A typical example follows this pattern:

```

1 from aligntune.core.backend_factory import create_rl_trainer
2
3 trainer = create_rl_trainer(
4     model_name="Qwen/Qwen2.5-0.5B-Instruct",
5     dataset_name="openai/gsm8k",
6     config_name="main",
7     algorithm="grpo",
8     backend="trl",
9     num_epochs=1,
10    batch_size=4,
11    learning_rate=5e-6,
12    num_generations=4,
13 )
14
15 trainer.train()
16 metrics = trainer.evaluate()

```

Listing 7 Direct-API GRPO example (abridged)

AlignTune also supports end-to-end training and evaluation pipelines for supervised fine-tuning:

```

1 from aligntune.core.backend_factory import create_sft_trainer
2 from aligntune.eval.runner import EvalConfig, run_eval
3
4 # Train a domain-specific model
5 trainer = create_sft_trainer(
6     model_name="Qwen/Qwen3-4B-Instruct-2507",
7     dataset_name="sohamb37lexsi/Bitext-wealth-management-llm-chatbot-training-dataset",
8     backend="trl",
9     output_dir="./wealth_management_model",
10    task_type="instruction_following",
11    max_steps=500,
12    epochs=50,
13    batch_size=2,
14    gradient_accumulation_steps=2,
15    learning_rate=2e-4,
16    warmup_ratio=0.1,
17    max_seq_length=1512,
18    dataset_text_field="messages",
19    split="train",
20    use_peft=True,
21    lora_r=6,
22    lora_alpha=8,
23    lora_dropout=0.05,
24    lora_target_modules="all-linear",
25    quantization={
26        "load_in_4bit": True,
27        "bnb_4bit_use_double_quant": True,
28        "bnb_4bit_quant_type": "nf4",
29        "bnb_4bit_compute_dtype": "bfloat16",
30    },
31    bf16=True,
32    tf32=True,
33    trust_remote_code=True,
34    seed=42,
35 )
36
37 trainer.train()
38
39 # Evaluate the trained model
40 eval_cfg = EvalConfig(
41     model_path="./wealth_management_model",
42     output_dir="./results/wealth_management",
43     data_task_type="sft",
44     dataset_name="sohamb37lexsi/Bitext-wealth-management-llm-chatbot-training-dataset",
45     split="test",
46     device="cuda:0",
47     batch_size=16,
48     metrics=["bleu", "rouge"],
49 )
50
51 results = run_eval(eval_cfg)

```

Listing 8 End-to-end SFT and evaluation pipeline

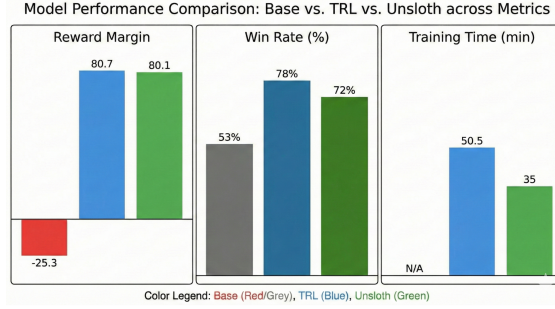


Figure 7 DPO backend comparison (reward margin, win rate, training time). Both backends improve over the base model; Unsloth matches TRL quality with lower training time.

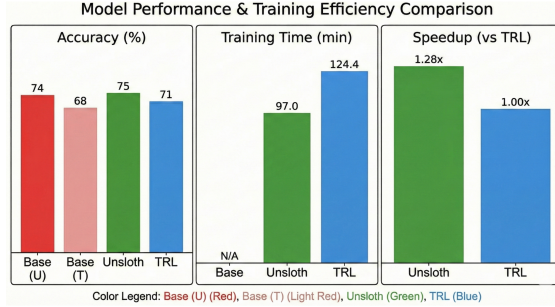


Figure 8 GRPO backend comparison (accuracy, training time, speedup). Unsloth achieves comparable accuracy with a $1.28\times$ speedup over TRL.

5 Case Studies

This section presents experimental evidence for AlignTune’s core claims. We provide benchmark results comparing TRL and Unsloth [6] backends, demonstrate backend isolation, and outline reproducibility artifacts. All experiments use the same model, dataset, and objective across backends to enable fair comparison.

5.1 Backend Comparison Benchmark

To validate that AlignTune enables controlled backend comparisons, we run identical training configurations on both TRL and Unsloth [6] backends and measure throughput, peak memory usage, and final evaluation metrics.

5.1.1 Experimental Setup

To validate our library’s performance and cross-backend consistency, we conduct two primary alignment experiments: Direct Preference Optimization (DPO) and Group Relative Policy Optimization (GRPO).

DPO Benchmark: We compare the TRL and Unsloth backends by fine-tuning a ϕ -2 model on preference pairs. This setup is designed to measure whether backend-specific optimizations (like Unsloth’s kernel patching) impact the final model alignment or if they remain mathematically equivalent to the TRL baseline.

GRPO Benchmark: We evaluate our unified GRPO implementation using a Llama-3.2-3B model on the GSM8K mathematical reasoning dataset. This configuration tests the library’s ability to handle complex reward functions and reinforcement learning loops across different scales.

Full hyperparameter configurations, dataset and hardware specifications for both setups are detailed in Appendix A.

5.1.2 Results

Discussion. Three findings emerge: (1) Unsloth delivers faster throughput and lower memory on compatible hardware; (2) final evaluation metrics are similar across backends, confirming that backend choice does not compromise quality; and (3) the unified interface enables these comparisons without code changes. Each configuration specifies model, dataset, hyperparameters, and training duration for exact reproducibility.

Table 3 Wealth Management Task: Comprehensive Model Evaluation Results

Model	BLEU	ROUGE-1	ROUGE-2	ROUGE-L	ChrF	BERTScore
Base Model (0-shot)	0.0286	0.3312	0.0846	0.1729	34.3816	0.8343
Base Model (2-shot)	0.0398	0.3726	0.1025	0.1968	37.0617	0.8443
SFT Model	<u>0.2690</u>	0.5796	<u>0.3270</u>	0.4182	51.8492	<u>0.9134</u>
DPO Model	0.2692	<u>0.5795</u>	0.3281	<u>0.4113</u>	<u>51.5908</u>	0.9142
GPT-4o (2-shot)	0.0705	0.4062	0.1307	0.2323	37.4132	0.8676
GPT-5 (2-shot)	0.1218	0.4703	0.1805	0.2704	46.0776	0.8762

5.2 Effect of Backend Choice on Alignment Outcome Variance

A key question is whether backend selection introduces variance that could confound algorithm comparisons. Our experiments show that final evaluation metrics (reward margins, preference accuracy) are comparable between TRL and Unsloth when configurations are identical (Figures 7 and 8). Backend selection can therefore be based on computational efficiency without introducing confounding variance, letting researchers attribute performance differences to algorithms rather than implementation artifacts.

5.3 Backend Isolation Test

We run paired experiments differing only in backend selection and isolation flags. In TRL-only runs, isolation mode prevents Unsloth from being imported; throughput, memory, and metrics match a baseline TRL environment without Unsloth installed. In Unsloth-enabled runs, isolation flags are cleared and Unsloth patches the transformers stack, yielding the expected speed and memory gains with comparable final metrics. These pairs confirm that both backends coexist in a single environment without cross-backend interference.

6 Illustrative Use Case

To validate the efficacy and versatility of our alignment pipeline, we applied it to two distinct financial domains representing contrasting enterprise requirements. First, we developed a **Specialized Wealth Management Assistant**, designed for high-value, advisory-centric interactions that demand professional nuance and complex reasoning. Second, we engineered a **Retail Banking Support Agent**, targeting high-volume, transactional workflows where strict procedural adherence and precision are paramount. In this section, we detail the dataset curation, training methodologies, and comparative analysis against state-of-the-art closed-source models for both use cases.

6.1 Specialized Wealth Management Assistant

6.1.1 Task and Dataset Curation

We utilized the Bitext Wealth Management LLM Chatbot Training Dataset [33], a specialized corpus designed to train agents capable of handling complex financial queries. To ensure a robust evaluation, we curated the dataset using a class-balanced splitting strategy:

- **SFT Split:** We constructed a balanced training set ensuring equal representation of complex intents (e.g., portfolio performance inquiry, investment strategy change, advisor scheduling) to prevent the class imbalance biases often found in raw financial logs.
- **Preference Dataset:** To facilitate Direct Preference Optimization (DPO), we isolated a subset of 2,000 samples from the training data. For each user query, we generated pairs of responses from our sft trained policy model, (chosen vs. rejected) to explicitly model the nuance, professional empathy, and compliance-aware tone required in wealth management interactions. GPT-5 LLM as a Judge was used for this task.
- **Evaluation Split:** A separate, unseen test set was reserved to benchmark performance.

6.1.2 Experimental Setup

We evaluated the performance of Qwen3-4B-Instruct-2507 [34] across three stages of evolution:

Table 4 Retail Banking Task: Comprehensive Model Evaluation Results

Model	BLEU	ROUGE-1	ROUGE-2	ROUGE-L	ChrF	BERTScore
Base Model (0-shot)	0.0270	0.3418	0.0908	0.1787	35.1978	0.8393
Base Model (2-shot)	0.0273	0.3440	0.0980	0.1784	37.0881	0.8339
SFT Model (0 shot)	0.2685	0.5834	0.3281	0.4128	52.1731	0.9146
SFT Model (2 shot)	0.2549	0.5703	0.3088	0.3901	53.6270	0.9110
GPT-5 (2-shot)	0.0137	0.3633	0.0806	0.1869	33.6562	0.8476

1. **Base**: The pretrained checkpoint without specific financial domain adaptation.
2. **SFT**: The model fine-tuned on the wealth management instructions.
3. **DPO**: The SFT model further aligned using the domain-specific preference pairs.

These were compared against two leading closed-source models: GPT-4o [35] and GPT-5 [36]. To ensure a fair and rigorous comparison, the closed-source models were evaluated in both 0-shot and 2-shot settings. The full experimental configurations and the prompt details are added to the Appendix B

6.1.3 Comparative Analysis

Table 3 presents the comprehensive evaluation results. We employed a suite of metrics including BLEU, ROUGE (1/2/L), ChrF, and BERTScore to capture both the lexical precision and semantic validity of the financial advice.

Domain Adaptation and Alignment. The Base Model (0-shot) failed to generate coherent advice (BLEU 0.0286), underscoring the necessity of domain adaptation in such sensitive domains. Supervised Fine-Tuning (SFT) raised BLEU to 0.2690 and BERTScore to 0.9134. This indicates that the model has successfully learned the specific lexicon and structural requirements of the wealth management domain. Direct Preference Optimization (DPO) further refined semantic alignment; while lexical metrics remained stable, DPO achieved the highest BERTScore (0.9142), indicating superior adherence to the professional tone and accuracy required in wealth management.

Comparison with Closed-Source Models. The closed-source models show competent but inferior performance compared to the fine-tuned specialist. GPT-4o (0-shot) achieves a BLEU of 0.0850, and even the more advanced GPT-5 (2-shot) only reaches 0.1218. Our DPO Model outperforms the strongest closed-source baseline (GPT-5 2-shot) by a significant margin across all metrics (e.g., 0.2692 vs. 0.1218 in BLEU). This validates the hypothesis that a small, domain-specialized model can significantly outperform larger, generalist models in high-compliance verticals like wealth management and is another step forward towards more accessible AI for the general public.

Evaluation Protocol. We evaluated SFT and DPO models exclusively in a 0-shot setting, unlike the baselines which utilized 2-shot prompting. Since our models underwent instruction fine-tuning, the task format is parameterized into the weights. Introducing few-shot examples at inference creates distribution shift ("prompt noise") rather than useful context, degrading performance. Thus, 0-shot represents the optimal evaluation regime for the fine-tuned variants.

6.2 Domain Specific Banking Assistant

We further tested the pipeline on a high-volume, transactional domain to contrast with the advisory nature of wealth management. While the previous use case required the nuance of preference optimization, this task prioritizes strict adherence to standard banking protocols (e.g., account verification, transfer limits), making it an ideal test bed for the precision of Supervised Fine-Tuning (SFT).

6.2.1 Task and Dataset Curation

We utilized the Bitext Retail Banking LLM Chatbot Splits, employing the same class-balanced splitting strategy detailed in Section 4.3.1. We focused our evaluation on comparing the 4B parameter SFT model against the best-performing baseline from the previous experiment, GPT-5 (2-shot), to test if generalist frontier models could adapt to rigid transactional formats via in-context learning.

Table 5 Feature comparison across alignment toolkits.

Feature	TRL Scripts	trlx	OpenRLHF	AlignTune
Multi-backend support	×	×	×	✓
Backend isolation	×	×	×	✓
Reward composition	Manual	Partial	Partial	✓
Unified configuration	×	Partial	×	✓
Reward model pipeline	×	×	×	✓
Built-in reward functions	Partial	×	×	✓
Multi-format data loaders	×	×	×	✓
Health monitoring / diagnostics	×	×	×	✓

6.2.2 Comparative Analysis

Table 4 presents the results. Unlike the wealth management task, where the gap was significant but competitive, here we observe a fundamental divergence in model capability.

SFT Precision vs. Generalist Collapse. The SFT Model (0-shot) achieved a BLEU score of 0.2685 and a BERTScore of 0.9146, effectively mastering the specific output templates required for banking transactions. In stark contrast, GPT-5 (2-shot) suffered a catastrophic drop in performance (BLEU 0.0137, ROUGE-L 0.1869). This anomaly highlights a known vulnerability in massive generalist models: despite their reasoning capabilities, they struggle to suppress conversational "chattiness" in favor of the concise, rigid formatting required for automated banking, resulting in near-zero lexical overlap with the ground truth.

Verification of Evaluation Protocol. Consistent with the wealth management findings, the SFT model performed optimally in the 0-shot setting (BLEU 0.2685) compared to the 2-shot setting (BLEU 0.2549). This reinforces our broader conclusion that for rigorously fine-tuned specialist models, few-shot prompting acts as distribution noise rather than helpful context.

7 Discussion and Related Work

7.1 Related Work

Why not TRL [5] plus custom scripts? TRL provides strong building blocks, but using it directly forces users to (1) commit to a single backend, making controlled comparisons difficult; (2) manually manage environment variables and import order to prevent Unsloth interference; (3) implement reward composition, reward model training, and evaluation from scratch; and (4) write boilerplate for configuration and reproducibility. AlignTune addresses these gaps with a unified abstraction that automates backend selection and isolation, integrates reward and evaluation pipelines, and standardizes configuration.

TRL is widely adopted for RLHF algorithms (PPO [8], DPO [2], GRPO [9]) on top of Hugging Face Transformers [11]. AlignTune builds on TRL [5] while adding backend abstraction, isolation, unified configuration, and integrated reward and evaluation pipelines. Unsloth [6] provides speed and memory improvements via kernel optimizations and quantization. AlignTune integrates Unsloth as an alternative backend, isolating its effects through environment controls and lazy loading so users can leverage its benefits without compromising clean TRL baselines. Other RLHF stacks trlx [37], RL4LM [38], OpenRLHF [39] tend to focus on specific algorithms or research setups. AlignTune differs by offering multi-backend abstraction, first-class reward modeling, production-grade diagnostics, and broad algorithm coverage under one interface.

7.2 Design Decisions

AlignTune’s architecture reflects four design principles:

- *Backend purity over implicit speedups.* Isolation ensures backend selection is explicit and free of hidden side effects. Supporting both TRL and Unsloth lets users trade off reliability and speed without switching toolchains.
- *Reward logic as a first-class object.* Treating rewards as composable, auditable entities rather than embedded trainer logic enables systematic reward studies, ablations, and complex alignment objectives.

- *Configuration as an experimental artifact.* Typed configuration classes make hyperparameters version-controlled, validated, and reproducible.
- *Isolation before optimization.* Backend isolation is enforced before performance optimizations, ensuring speed gains do not compromise experimental validity.

8 Conclusion

We presented AlignTune, a modular toolkit for post-training alignment of LLMs. Its core contributions are: (1) a unified interface over TRL and Unsloth backends enabling controlled comparisons without code changes; (2) a backend isolation mechanism preventing cross-backend interference (Section 5.3); and (3) benchmarks showing backend selection does not compromise training quality (Section 5.1). AlignTune also integrates multiple reward functions, reward model training, and evaluation under a unified configuration and CLI layer.

The library is open-sourced at <https://github.com/Lexsi-Labs/aligntune>.

Documentation for the library available at <https://aligntune.lexsi.ai/>.

9 Future Work

Future work spans two tracks. On infrastructure, we plan stronger CI/CD with GPU runners, modular code reorganization, standardized speed/memory profiling, improved dataset caching, and better documentation. On capabilities, we aim to support safety-aware fine-tuning, mechanistic-interpretability-informed fine-tuning, and agentic fine-tuning for tool use and long-horizon behavior.

10 Ethical Concerns

Alignment toolkits can make models safer, but custom reward functions also risk encoding biases, optimizing harmful behaviors, or favoring deceptive strategies. Practitioners should audit reward functions, incorporate fairness and safety checks into reward modeling and evaluation, and adopt conservative deployment practices. Transparency around reward design, datasets, and evaluation criteria is essential, as is respecting data privacy in sensitive domains (healthcare, finance, legal).

References

- [1] Alec Radford, Jeffrey Wu, Rewon Child, David Luan, Dario Amodei, and Ilya Sutskever. Language models are unsupervised multitask learners. *OpenAI blog*, 1(8):9, 2019.
- [2] Rafael Rafailov, Archit Sharma, Eric Mitchell, Stefano Ermon, Christopher D Manning, and Chelsea Finn. Direct preference optimization: Your language model is secretly a reward model. *Advances in Neural Information Processing Systems*, 36, 2023.
- [3] Paul F Christiano, Jan Leike, Tom Brown, Miljan Martic, Shane Legg, and Dario Amodei. Deep reinforcement learning from human preferences. *Advances in neural information processing systems*, 30, 2017.
- [4] Long Ouyang, Jeffrey Wu, Xu Jiang, Diogo Almeida, Carroll Wainwright, Pamela Mishkin, Chong Zhang, Sandhini Agarwal, Katarina Slama, Alex Ray, et al. Training language models to follow instructions with human feedback. *Advances in Neural Information Processing Systems*, 35:27730–27744, 2022.
- [5] Leandro von Werra, Jonathan Beeching, Younes Belkada, Nathan Carper, Marc Cointepas, Lewis Gatti, Cl  mentine Harris, Quentin Lhoest, Tristan Thrush, Lewis Tunstall, et al. TRL: Transformer reinforcement learning, 2024. Library for training transformer language models with reinforcement learning.
- [6] Unsloth Team. Unsloth: Fast language model fine-tuning, 2024. Optimized library for fast LLM fine-tuning with memory and speed improvements.
- [7] Rohan Taori, Ishaan Gulrajani, Tianyi Zhang, Yann Dubois, Xuechen Li, Carlos Guestrin, Percy Liang, and Tatsunori B Hashimoto. Stanford alpaca: An instruction-following llama model. *GitHub repository*, 2023.
- [8] John Schulman, Filip Wolski, Prafulla Dhariwal, Alec Radford, and Oleg Klimov. Proximal policy optimization algorithms. *arXiv preprint arXiv:1707.06347*, 2017.
- [9] Tianjun Zhang, Jiacheng Shen, Binyue Zhang, Yu Su, Wenjie Yin, Jieping Zeng, Xinyun Chen, and Yuandong Chen. Group relative policy optimization: An enhanced preference optimization algorithm. *arXiv preprint arXiv:2402.03300*, 2024.

- [10] Tianjun Zhang et al. Group sequential policy optimization. *arXiv preprint*, 2024. GSPO algorithm.
- [11] Thomas Wolf, Lysandre Debut, Victor Sanh, Julien Chaumond, Clement Delangue, Anthony Moi, Pierric Cistac, Tim Rault, Rémi Louf, Morgan Funtowicz, et al. Hugging face’s transformers: State-of-the-art natural language processing, 2024.
- [12] Leo Gao, Jonathan Tow, Stella Biderman, Sid Black, Anthony DiPofi, Charles Foster, Laurence Golding, Jeffrey Hsu, Kyle McDonell, Niklas Muennighoff, et al. A framework for few-shot language model evaluation, 2024.
- [13] Yizhe Zhang, Siqi Sun, Michel Galley, Yen-Chun Chen, Chris Brockett, Gao Xiang, Bill Dolan, Jianfeng Gao, and Xiang Gao. Dialogpt: Large-scale generative pre-training for conversational response generation. *arXiv preprint arXiv:1911.00536*, 2019.
- [14] Anthropic. Constitutional ai: Harmlessness from ai feedback. *arXiv preprint arXiv:2212.08073*, 2023. HH-RLHF dataset.
- [15] Edward J Hu, Yelong Shen, Phillip Wallis, Zeyuan Allen-Zhu, Yuanzhi Li, Shean Wang, Lu Wang, and Weizhu Chen. Lora: Low-rank adaptation of large language models. *arXiv preprint arXiv:2106.09685*, 2021.
- [16] Tim Dettmers, Artidoro Pagnoni, Ari Holtzman, and Luke Zettlemoyer. Qlora: Efficient finetuning of quantized llms. *Advances in Neural Information Processing Systems*, 36, 2023.
- [17] Qiyang Yu et al. DAPO: An open-source llm reinforcement learning system. *arXiv preprint arXiv:2503.14476*, 2025.
- [18] Zhihao Liu et al. Dr. GRPO: Removing bias from group relative policy optimization. *arXiv preprint arXiv:2503.02904*, 2025.
- [19] Rui Yuan, Mykola Khandoga, and Vinay Kumar Sankarapu. Beyond kl divergence: Policy optimization with flexible bregman divergences for llm reasoning, 2026.
- [20] Mykola Khandoga, Rui Yuan, and Vinay Kumar Sankarapu. Counterfactual GRPO: Causal reasoning for group relative policy optimization. In preparation, 2025.
- [21] Mykola Khandoga, Rui Yuan, and Vinay Kumar Sankarapu. Pace: Persistent advantage with curriculum enhancement for sample-efficient grpo. In preparation, 2025.
- [22] Qwen Team. Qwen2.5: A party of foundation models. *arXiv preprint arXiv:2407.10671*, 2024.
- [23] Hugo Touvron, Thibaut Lavril, Gautier Izacard, Xavier Martinet, Marie-Anne Lachaux, Timothée Lacroix, Baptiste Rozière, Naman Goyal, Eric Hambro, Faisal Azhar, et al. Llama: Open and efficient foundation language models. *arXiv preprint arXiv:2302.13971*, 2023.
- [24] Albert Q Jiang, Alexandre Sablayrolles, Arthur Mensch, Chris Bamford, Devendra Singh Chaplot, Diego de las Casas, Florian Bressand, Gianna Lengyel, Guillaume Lample, Lucile Saulnier, et al. Mistral 7b. *arXiv preprint arXiv:2310.06825*, 2023.
- [25] Jacob Austin, Augustus Odena, Maxwell Nye, Maarten Bosma, Henryk Michalewski, David Dohan, Ellen Jiang, Carrie Cai, Michael Terry, Quoc Le, et al. Program synthesis with large language models. *arXiv preprint arXiv:2108.07732*, 2021. MBPP benchmark.
- [26] Rowan Zellers, Ari Holtzman, Yonatan Bisk, Ali Farhadi, and Yejin Choi. Hellaswag: Can a machine really finish your sentence? *Proceedings of the 57th Annual Meeting of the Association for Computational Linguistics*, pages 4791–4800, 2019.
- [27] Peter Clark, Isaac Cowhey, Oren Etzioni, Tushar Khot, Ashish Sabharwal, Carissa Schoenick, and Oyvind Tafjord. Think you have solved question answering? try arc, the ai2 reasoning challenge. *arXiv preprint arXiv:1803.05457*, 2018.
- [28] Dan Hendrycks, Steven Basart, Saurav Kadavath, Mantas Mazeika, Akul Arora, Ethan Guo, Collin Burns, Samir Puranik, Hope He, Dawn Song, et al. Measuring massive multitask language understanding. *Proceedings of the International Conference on Learning Representations*, 2021.
- [29] Karl Cobbe, Vineet Kosaraju, Mohammad Bavarian, Mark Chen, Heewoo Jun, Lukasz Kaiser, Matthias Plappert, Jerry Tworek, Jacob Hilton, Reiichiro Nakano, Christopher Hesse, and John Schulman. Training verifiers to solve math word problems, 2021.
- [30] Tim Dettmers et al. bitsandbytes: 8-bit optimizers and quantization routines, 2024.
- [31] Sourab Mangrulkar et al. Peft: State-of-the-art parameter-efficient fine-tuning methods, 2024.
- [32] Sylvain Gugger et al. Accelerate: Training and inference at scale made simple, efficient and adaptable, 2024.
- [33] Bitext. Bitext Wealth Management LLM Chatbot Training Dataset. <https://huggingface.co/datasets/bitext/Bitext-wealth-management-llm-chatbot-training-dataset>, 2024. Accessed: 2026-02-06.
- [34] Qwen Team. Qwen3 technical report, 2025.
- [35] OpenAI, :, Aaron Hurst, Adam Lerer, Adam P. Goucher, Adam Perelman, Aditya Ramesh, Aidan Clark, AJ Ostrow, Akila Welihinda, Alan Hayes, Alec Radford, Aleksander Mądry, Alex Baker-Whitcomb, Alex Beutel, Alex

Borzunov, Alex Carney, Alex Chow, Alex Kirillov, Alex Nichol, Alex Paino, Alex Renzin, Alex Tachard Passos, Alexander Kirillov, Alexi Christakis, Alexis Conneau, Ali Kamali, Allan Jabri, Allison Moyer, Allison Tam, Amadou Crookes, Amin Tootoochian, Amin Tootoonchian, Ananya Kumar, Andrea Vallone, Andrej Karpathy, Andrew Braunstein, Andrew Cann, Andrew Codisoti, Andrew Galu, Andrew Kondrich, Andrew Tulloch, Andrey Mishchenko, Angela Baek, Angela Jiang, Antoine Pelisse, Antonia Woodford, Anuj Gosalia, Arka Dhar, Ashley Pantuliano, Avi Nayak, Avital Oliver, Barret Zoph, Behrooz Ghorbani, Ben Leimberger, Ben Rossen, Ben Sokolowsky, Ben Wang, Benjamin Zweig, Beth Hoover, Blake Samic, Bob McGrew, Bobby Spero, Bogo Gierler, Bowen Cheng, Brad Lightcap, Brandon Walkin, Brendan Quinn, Brian Guarraci, Brian Hsu, Bright Kellogg, Brydon Eastman, Camillo Lugaresi, Carroll Wainwright, Cary Bassin, Cary Hudson, Casey Chu, Chad Nelson, Chak Li, Chan Jun Shern, Channing Conger, Charlotte Barette, Chelsea Voss, Chen Ding, Cheng Lu, Chong Zhang, Chris Beaumont, Chris Hallacy, Chris Koch, Christian Gibson, Christina Kim, Christine Choi, Christine McLeavey, Christopher Hesse, Claudia Fischer, Clemens Winter, Coley Czarnecki, Colin Jarvis, Colin Wei, Constantin Koumouzelis, Dane Sherburn, Daniel Kappler, Daniel Levin, Daniel Levy, David Carr, David Farhi, David Mely, David Robinson, David Sasaki, Denny Jin, Dev Valladares, Dimitris Tsipras, Doug Li, Duc Phong Nguyen, Duncan Findlay, Edele Oiwoh, Edmund Wong, Ehsan Asdar, Elizabeth Proehl, Elizabeth Yang, Eric Antonow, Eric Kramer, Eric Peterson, Eric Sigler, Eric Wallace, Eugene Brevdo, Evan Mays, Farzad Khorasani, Felipe Petroski Such, Filippo Raso, Francis Zhang, Fred von Lohmann, Freddie Sulit, Gabriel Goh, Gene Oden, Geoff Salmon, Giulio Starace, Greg Brockman, Hadi Salman, Haiming Bao, Haitang Hu, Hannah Wong, Haoyu Wang, Heather Schmidt, Heather Whitney, Heewoo Jun, Hendrik Kirchner, Henrique Ponde de Oliveira Pinto, Hongyu Ren, Huiwen Chang, Hyung Won Chung, Ian Kivlichan, Ian O’Connell, Ian Osband, Ian Silber, Ian Sohl, Ibrahim Okuyucu, Ikai Lan, Ilya Kostrikov, Ilya Sutskever, Ingmar Kanitscheider, Ishaan Gulrajani, Jacob Coxon, Jacob Menick, Jakub Pachocki, James Aung, James Betker, James Crooks, James Lennon, Jamie Kiros, Jan Leike, Jane Park, Jason Kwon, Jason Phang, Jason Teplitz, Jason Wei, Jason Wolfe, Jay Chen, Jeff Harris, Jenia Varavva, Jessica Gan Lee, Jessica Shieh, Ji Lin, Jiahui Yu, Jiayi Weng, Jie Tang, Jieqi Yu, Joanne Jang, Joaquin Quinero Candela, Joe Beutler, Joe Landers, Joel Parish, Johannes Heidecke, John Schulman, Jonathan Lachman, Jonathan McKay, Jonathan Uesato, Jonathan Ward, Jong Wook Kim, Joost Huizinga, Jordan Sitkin, Jos Kraaijeveld, Josh Gross, Josh Kaplan, Josh Snyder, Joshua Achiam, Joy Jiao, Joyce Lee, Juntang Zhuang, Justyn Harriman, Kai Fricke, Kai Hayashi, Karan Singhal, Katy Shi, Kavin Karthik, Kayla Wood, Kendra Rimbach, Kenny Hsu, Kenny Nguyen, Keren Gu-Lemberg, Kevin Button, Kevin Liu, Kiel Howe, Krithika Muthukumar, Kyle Luther, Lama Ahmad, Larry Kai, Lauren Itow, Lauren Workman, Leher Pathak, Leo Chen, Li Jing, Lia Guy, Liam Fedus, Liang Zhou, Lien Mamitsuka, Lilian Weng, Lindsay McCallum, Lindsey Held, Long Ouyang, Louis Feuvrier, Lu Zhang, Lukas Kondraciuk, Lukasz Kaiser, Luke Hewitt, Luke Metz, Lyric Doshi, Mada Aflak, Maddie Simens, Madelaine Boyd, Madeleine Thompson, Marat Dukhan, Mark Chen, Mark Gray, Mark Hudnall, Marvin Zhang, Marwan Aljube, Mateusz Litwin, Matthew Zeng, Max Johnson, Maya Shetty, Mayank Gupta, Meghan Shah, Mehmet Yatbaz, Meng Jia Yang, Mengchao Zhong, Mia Glaese, Mianna Chen, Michael Janner, Michael Lampe, Michael Petrov, Michael Wu, Michele Wang, Michelle Fradin, Michelle Pokrass, Miguel Castro, Miguel Oom Temudo de Castro, Mikhail Pavlov, Miles Brundage, Miles Wang, Minal Khan, Mira Murati, Mo Bavarian, Molly Lin, Murat Yesildal, Nacho Soto, Natalia Gimelshein, Natalie Cone, Natalie Staudacher, Natalie Summers, Natan LaFontaine, Neil Chowdhury, Nick Ryder, Nick Stathas, Nick Turley, Nik Tezak, Niko Felix, Nithanth Kudige, Nitish Keskar, Noah Deutsch, Noel Bundick, Nora Puckett, Ofir Nachum, Ola Okelola, Oleg Boiko, Oleg Murk, Oliver Jaffe, Olivia Watkins, Olivier Godement, Owen Campbell-Moore, Patrick Chao, Paul McMillan, Pavel Belov, Peng Su, Peter Bak, Peter Bakkum, Peter Deng, Peter Dolan, Peter Hoeschele, Peter Welinder, Phil Tillet, Philip Pronin, Philippe Tillet, Prafulla Dhariwal, Qiming Yuan, Rachel Dias, Rachel Lim, Rahul Arora, Rajan Troll, Randall Lin, Rapha Gontijo Lopes, Raul Puri, Reah Miyara, Reimar Leike, Renaud Gaubert, Reza Zamani, Ricky Wang, Rob Donnelly, Rob Honsby, Rocky Smith, Rohan Sahai, Rohit Ramchandani, Romain Huet, Rory Carmichael, Rowan Zellers, Roy Chen, Ruby Chen, Ruslan Nigmatullin, Ryan Cheu, Saachi Jain, Sam Altman, Sam Schoenholz, Sam Toizer, Samuel Miserendino, Sandhini Agarwal, Sara Culver, Scott Ethersmith, Scott Gray, Sean Grove, Sean Metzger, Shamez Hermani, Shantanu Jain, Shengjia Zhao, Sherwin Wu, Shino Jomoto, Shirong Wu, Shuaiqi, Xia, Sonia Phene, Spencer Papay, Srinivas Narayanan, Steve Coffey, Steve Lee, Stewart Hall, Suchir Balaji, Tal Broda, Tal Stramer, Tao Xu, Tarun Gogineni, Taya Christianson, Ted Sanders, Tejal Patwardhan, Thomas Cunningham, Thomas Degry, Thomas Dimson, Thomas Raoux, Thomas Shadwell, Tianhao Zheng, Todd Underwood, Todor Markov, Toki Sherbakov, Tom Rubin, Tom Stasi, Tomer Kaftan, Tristan Heywood, Troy Peterson, Tyce Walters, Tyna Eloundou, Valerie Qi, Veit Moeller, Vinnie Monaco, Vishal Kuo, Vlad Fomenko, Wayne Chang, Weiyei Zheng, Wenda Zhou, Wesam Manassra, Will Sheu, Wojciech Zaremba, Yash Patil, Yilei Qian, Yongjik Kim, Youlong Cheng, Yu Zhang, Yuchen He, Yuchen Zhang, Yujia Jin, Yunxing Dai, and Yury Malkov. Gpt-4o system card, 2024.

- [36] Aaditya Singh, Adam Fry, Adam Perelman, Adam Tart, Adi Ganesh, Ahmed El-Kishky, Aidan McLaughlin, Aiden Low, AJ Ostrow, Akhila Ananthram, Akshay Nathan, Alan Luo, Alec Helyar, Aleksander Madry, Aleksandr Efremov, Aleksandra Spyra, Alex Baker-Whitcomb, Alex Beutel, Alex Karpenko, Alex Makelov, Alex Neitz,

Alex Wei, Alexandra Barr, Alexandre Kirchmeyer, Alexey Ivanov, Alexi Christakis, Alistair Gillespie, Allison Tam, Ally Bennett, Alvin Wan, Alyssa Huang, Amy McDonald Sandjideh, Amy Yang, Ananya Kumar, Andre Saraiva, Andrea Vallone, Andrei Gheorghe, Andres Garcia Garcia, Andrew Braunstein, Andrew Liu, Andrew Schmidt, Andrey Mereskin, Andrey Mishchenko, Andy Applebaum, Andy Rogerson, Ann Rajan, Annie Wei, Anoop Kotha, Anubha Srivastava, Anushree Agrawal, Arun Vijayvergiya, Ashley Tyra, Ashvin Nair, Avi Nayak, Ben Eggers, Bessie Ji, Beth Hoover, Bill Chen, Blair Chen, Boaz Barak, Borys Minaiev, Botao Hao, Bowen Baker, Brad Lightcap, Brandon McKinzie, Brandon Wang, Brendan Quinn, Brian Fioca, Brian Hsu, Brian Yang, Brian Yu, Brian Zhang, Brittany Brenner, Callie Riggins Zetino, Cameron Raymond, Camillo Lugaresi, Carolina Paz, Cary Hudson, Cedric Whitney, Chak Li, Charles Chen, Charlotte Cole, Chelsea Voss, Chen Ding, Chen Shen, Chengdu Huang, Chris Colby, Chris Hallacy, Chris Koch, Chris Lu, Christina Kaplan, Christina Kim, CJ Minott-Henriques, Cliff Frey, Cody Yu, Coley Czarnecki, Colin Reid, Colin Wei, Cory Decareaux, Cristina Scheau, Cyril Zhang, Cyrus Forbes, Da Tang, Dakota Goldberg, Dan Roberts, Dana Palmie, Daniel Kappler, Daniel Levine, Daniel Wright, Dave Leo, David Lin, David Robinson, Declan Grabb, Derek Chen, Derek Lim, Derek Salama, Dibya Bhattacharjee, Dimitris Tsipras, Dinghua Li, Dingli Yu, DJ Strouse, Drew Williams, Dylan Hunn, Ed Bayes, Edwin Arbus, Ekin Akyurek, Elaine Ya Le, Elana Widmann, Eli Yani, Elizabeth Proehl, Enis Sert, Enoch Cheung, Eri Schwartz, Eric Han, Eric Jiang, Eric Mitchell, Eric Sigler, Eric Wallace, Erik Ritter, Erin Kavanaugh, Evan Mays, Evgenii Nikishin, Fangyuan Li, Felipe Petroski Such, Filipe de Avila Belbute Peres, Filippo Raso, Florent Bekerman, Foivos Tsimpourlas, Fotis Chantzis, Francis Song, Francis Zhang, Gaby Raila, Garrett McGrath, Gary Briggs, Gary Yang, Giambattista Parascandolo, Gildas Chabot, Grace Kim, Grace Zhao, Gregory Valiant, Guillaume Leclerc, Hadi Salman, Hanson Wang, Hao Sheng, Haoming Jiang, Haoyu Wang, Haozhun Jin, Harshit Sikchi, Heather Schmidt, Henry Aspegren, Honglin Chen, Huida Qiu, Hunter Lightman, Ian Covert, Ian Kivlichan, Ian Silber, Ian Sohl, Ibrahim Hammoud, Ignasi Clavera, Ikai Lan, Ilge Akkaya, Ilya Kostrikov, Irina Kofman, Isak Etinger, Ishaan Singal, Jackie Hehir, Jacob Huh, Jacqueline Pan, Jake Wilczynski, Jakub Pachocki, James Lee, James Quinn, Jamie Kiros, Janvi Kalra, Jasmyn Samaroo, Jason Wang, Jason Wolfe, Jay Chen, Jay Wang, Jean Harb, Jeffrey Han, Jeffrey Wang, Jennifer Zhao, Jeremy Chen, Jerene Yang, Jerry Tworek, Jesse Chand, Jessica Landon, Jessica Liang, Ji Lin, Jiancheng Liu, Jianfeng Wang, Jie Tang, Jihan Yin, Joanne Jang, Joel Morris, Joey Flynn, Johannes Ferstad, Johannes Heidecke, John Fishbein, John Hallman, Jonah Grant, Jonathan Chien, Jonathan Gordon, Jongsoo Park, Jordan Liss, Jos Kraaijeveld, Joseph Guay, Joseph Mo, Josh Lawson, Josh McGrath, Joshua Vendrow, Joy Jiao, Julian Lee, Julie Steele, Julie Wang, Junhua Mao, Kai Chen, Kai Hayashi, Kai Xiao, Kamyar Salahi, Kan Wu, Karan Sekhri, Karan Sharma, Karan Singhal, Karen Li, Kenny Nguyen, Keren Gu-Lemberg, Kevin King, Kevin Liu, Kevin Stone, Kevin Yu, Kristen Ying, Kristian Georgiev, Kristie Lim, Kushal Tirumala, Kyle Miller, Lama Ahmad, Larry Lv, Laura Clare, Laurance Fauconnet, Lauren Itow, Lauren Yang, Laurentia Romaniuk, Leah Anise, Lee Byron, Leher Pathak, Leon Maksin, Leyan Lo, Leyton Ho, Li Jing, Liang Wu, Liang Xiong, Lien Mamitsuka, Lin Yang, Lindsay McCallum, Lindsey Held, Liz Bourgeois, Logan Engstrom, Lorenz Kuhn, Louis Feuvrier, Lu Zhang, Lucas Switzer, Lukas Kondraciuk, Lukasz Kaiser, Manas Joglekar, Mandeep Singh, Mandip Shah, Manuka Stratta, Marcus Williams, Mark Chen, Mark Sun, Marselus Cayton, Martin Li, Marvin Zhang, Marwan Aljubei, Matt Nichols, Matthew Haines, Max Schwarzer, Mayank Gupta, Meghan Shah, Melody Huang, Meng Dong, Mengqing Wang, Mia Glaese, Micah Carroll, Michael Lampe, Michael Malek, Michael Sharman, Michael Zhang, Michele Wang, Michelle Pokrass, Mihai Florian, Mikhail Pavlov, Miles Wang, Ming Chen, Mingxuan Wang, Minnia Feng, Mo Bavarian, Molly Lin, Moose Abdool, Mostafa Rohaninejad, Nacho Soto, Natalie Staudacher, Natan LaFontaine, Nathan Marwell, Nelson Liu, Nick Preston, Nick Turley, Nicklas Ansmann, Nicole Blades, Nikil Pancha, Nikita Mikhaylin, Niko Felix, Nikunj Handa, Nishant Rai, Nitish Keskar, Noam Brown, Ofir Nachum, Oleg Boiko, Oleg Murk, Olivia Watkins, Oona Gleeson, Pamela Mishkin, Patryk Lesiewicz, Paul Baltescu, Pavel Belov, Peter Zhokhov, Philip Pronin, Phillip Guo, Phoebe Thacker, Qi Liu, Qiming Yuan, Qinghua Liu, Rachel Dias, Rachel Puckett, Rahul Arora, Ravi Teja Mullapudi, Raz Gaon, Reah Miyara, Rennie Song, Rishabh Aggarwal, RJ Marsan, Robel Yemiru, Robert Xiong, Rohan Kshirsagar, Rohan Nuttall, Roman Tsiupa, Ronen Eldan, Rose Wang, Roshan James, Roy Ziv, Rui Shu, Ruslan Nigmatullin, Saachi Jain, Saam Talaie, Sam Altman, Sam Arnesen, Sam Toizer, Sam Toyer, Samuel Miserendino, Sandhini Agarwal, Sarah Yoo, Savannah Heon, Scott Ethersmith, Sean Grove, Sean Taylor, Sebastien Bubeck, Sever Banesiu, Shaokyi Amdo, Shengjia Zhao, Sherwin Wu, Shibani Santurkar, Shiyu Zhao, Shraman Ray Chaudhuri, Shreyas Krishnaswamy, Shuaiqi, Xia, Shuyang Cheng, Shyamal Anadkat, Simón Posada Fishman, Simon Tobin, Siyuan Fu, Somay Jain, Song Mei, Sonya Egoian, Spencer Kim, Spug Golden, SQ Mah, Steph Lin, Stephen Imm, Steve Sharpe, Steve Yadlowsky, Sulman Choudhry, Sungwon Eum, Suvansh Sanjeev, Tabarak Khan, Tal Stramer, Tao Wang, Tao Xin, Tarun Gogineni, Taya Christianson, Ted Sanders, Tejal Patwardhan, Thomas Degry, Thomas Shadwell, Tianfu Fu, Tianshi Gao, Timur Garipov, Tina Sriskandarajah, Toki Sherbakov, Tomer Kaftan, Tomo Hiratsuka, Tongzhou Wang, Tony Song, Tony Zhao, Troy Peterson, Val Kharitonov, Victoria Chernova, Vineet Kosaraju, Vishal Kuo, Vitchyr Pong, Vivek Verma, Vlad Petrov, Wanning Jiang, Weixing Zhang, Wenda Zhou, Wenlei Xie, Wenting Zhan, Wes McCabe, Will DePue, Will Ellsworth, Wulfie Bain, Wyatt Thompson, Xiangning Chen, Xiangyu Qi, Xin Xiang, Xinwei Shi, Yann Dubois,

Yaodong Yu, Yara Khakbaz, Yifan Wu, Yilei Qian, Yin Tat Lee, Yinbo Chen, Yizhen Zhang, Yizhong Xiong, Yonglong Tian, Young Cha, Yu Bai, Yu Yang, Yuan Yuan, Yuanzhi Li, Yufeng Zhang, Yuguang Yang, Yujia Jin, Yun Jiang, Yunyun Wang, Yushi Wang, Yutian Liu, Zach Stubenvoll, Zehao Dou, Zheng Wu, and Zhigang Wang. Openai gpt-5 system card, 2025.

- [37] CarperAI. trlx: A scalable framework for rlhf, 2024.
- [38] Rajkumar Ramamurthy, Prithviraj Ammanabrolu, Kianté Brantley, Jack Hessel, Rafet Sifa, Christian Bauckhage, Hannaneh Hajishirzi, and Yejin Choi. Is reinforcement learning (not) for natural language processing?: Benchmarks, baselines, and building blocks for natural language policy optimization. *arXiv preprint arXiv:2210.01241*, 2022.
- [39] OpenRLHF Team. Openrlhf: An easy-to-use, scalable and high-performance rlhf framework, 2024.

A Detailed Experimental Configurations

This appendix provides the exact hyperparameters, data splits, and training configurations used for the experiments described in Section 5.1.1. We utilized two distinct setups to validate the library’s flexibility: a DPO configuration focusing on preference optimization with 4-bit quantization, and a GRPO configuration focusing on reinforcement learning for mathematical reasoning.

A.1 Hyperparameters

Table 6 details the training parameters for both configurations. Note that while DPO uses a standard preference setup, the GRPO configuration introduces group-based sampling parameters (generations per prompt) and specific reward function weights.

Table 6 Hyperparameters for DPO (Phi-2) and GRPO (Llama-3) Benchmarks. Common settings include the use of Cosine schedulers and AdamW optimizers (via Unsloth/TRL defaults).

Parameter	Configuration DPO	Configuration GRPO
Model & Data		
Base Model	microsoft/phi-2	meta-llama/Llama-3.2-3B-Instruct
Dataset	distilabel-intel-orca-dpo-pairs	openai/gsm8k (main)
Data Splits	Train: first 50%; Eval: last 5%	Train: train (1k subset); Test: test
Training Strategy		
Method	Direct Preference Optimization (DPO)	Group Relative Policy Optimization (GRPO)
Precision	4-bit NF4 Quantization	bf16 (Mixed Precision)
Learning Rate	5×10^{-5}	5×10^{-6}
LR Scheduler	Cosine (100 warmup steps)	Cosine (Ratio 0.03)
Batch Size	4 (Grad Accumulation: 4)	8 (Grad Accumulation: 2)
Max Sequence Length	1536	832
Max Steps / Epochs	500 steps	1 epoch (capped at 200 steps)
Seed	Default	42
Algorithm Specifics		
Beta (β)	0.1	0.01 (KL coefficient)
Generations / Group	N/A	4
Reward Config	N/A	loss_type="grpo", scale_rewards="group"
LoRA Adapters		
Rank (r) / Alpha (α)	$r = 16, \alpha = 16$	$r = 16, \alpha = 32$
Dropout	0.05	0.05
Target Modules	q, k, v, dense	q, k, v, o, gate, up, down

A.2 Evaluation and Reward Logic

DPO Evaluation. For the DPO experiments, we evaluated the base, TRL-trained, and Unsloth-trained models on a reserved slice of the dataset (train[95%:]). Evaluation was performed using greedy decoding (temperature 0) to minimize stochastic variance. Metrics reported include reward margin, preference accuracy, and win rate.

GRPO Reward Function. The GRPO training utilized a composite reward function designed for mathematical reasoning. The system prompt instructed the model to act as a math tutor and provide the final answer within a `\boxed{}` format.

- **Correctness (Weight 1.0):** Validates the content within the boxed answer against the ground truth.
- **Reasoning (Weight 0.5):** Checks for the presence of step-by-step reasoning steps.
- **Format Checks:** Penalties are applied if the `\boxed{}` format is missing.

During generation (rollouts), we used a temperature of 0.8 and top- p of 0.95. Post-training evaluation on the GSM8K test set used a temperature of 0.1 with the trained LoRA adapters active.

B Illustrative Experiments Configuration

This section details the specific training configurations used for the Wealth Management and Retail Banking illustrative use cases. Both experiments utilized the Qwen3-4B-Instruct-2507 as the base model.

B.1 Wealth Management Assistant

For the Wealth Management Assistant, the training pipeline involved an initial Supervised Fine-Tuning (SFT) stage followed by Direct Preference Optimization (DPO). The specific hyperparameters used for aligning the Qwen3-4B model are provided in Table 7.

Table 7 Hyperparameters for Wealth Management Assistant (Qwen3-4B)

Parameter	Stage 1: SFT	Stage 2: DPO
Learning Rate	2×10^{-4}	5×10^{-6}
Batch Size	16 (Eff.)	16 (Eff.)
LoRA Rank / Alpha	$r = 16, \alpha = 16$	$r = 16, \alpha = 16$
Max Sequence Length	2048	1024
Epochs / Steps	3 Epochs	500 Steps
Beta (β)	N/A	0.1
Target Modules	All Linear	All Linear

B.2 Retail Banking Assistant

The Retail Banking Support Agent focused on precision and adherence to strict formatting constraints. This model was trained using only Supervised Fine-Tuning (SFT).

Table 8 Hyperparameters for Retail Banking Agent (Qwen3-4B)

Parameter	Value
Learning Rate	2×10^{-4}
Batch Size	16 (4×4)
LoRA Rank / Alpha	$r = 16, \alpha = 16$
Max Sequence Length	2048
Epochs	3
Target Modules	All Linear

C Prompts

To benchmark the performance of the generalist baselines (GPT-4o and GPT-5) against our fine-tuned specialist models, we utilized a fixed set of few-shot exemplars during evaluation. These exemplars were designed to prime the model for the specific tone and format required by the domain without providing explicit instruction fine-tuning.

Wealth Management.

```

1 def list_fewshot_samples():
2     """Fixed few-shot exemplars for reproducible 2-shot eval."""
3     return [
4         {
5             "instruction": "How do I activate my credit card?",
6             "response": "I'd be happy to help you activate your credit card. You can activate it by calling the number on
the sticker on your card, visiting our website and logging into your account, or using our mobile app. Do you have
your card handy?",
7             "is_fewshot": True,
8         },
9         {
10            "instruction": "What is the interest rate on my savings account?",
11            "response": "To find your current savings account interest rate, please log in to online banking or our mobile
app, or call the number on the back of your debit card. Rates can vary by account type and balance tier.",
12            "is_fewshot": True,
13        },
14    ]

```

Listing 9 Fixed Few-Shot Exemplars for Wealth Management Eval**Retail Banking.**

```

1 def list_fewshot_samples():
2     """Fixed few-shot exemplars for reproducible 2-shot eval (same schema as dataset)."""
3     return [
4         {
5             "instruction": "I would like to search for the closest branch, help me",
6             "response": "I'll do my best! I'm here to assist you in finding the nearest branch. Please provide me with your
current location so that I can narrow down the search for you. Alternatively, you can share your zip code, city, or
address, and I'll locate the closest branch in your area. Let's get started!",
7             "is_fewshot": True,
8         },
9         {
10            "instruction": "im travelling overseas i wanna activate a visa for international usage",
11            "response": "I'll do my best! I'd be happy to assist you with activating your {{Credit Card}} for international
usage while you're traveling overseas. Here's what you need to do:\n\n1. Contact our customer support team at
{{Customer Support Phone Number}} or email us at {{Customer Support Email Address}}. They will guide you through the
activation process and provide any additional information you may need.\n\n2. Make sure to have your {{Credit Card}}
details handy, including the card number, expiration date, and CVV code. This information will be required during the
activation process.\n\n3. Our customer support team will verify your identity and assist you in activating your
{{Credit Card}} for international usage. They will also provide you with important information such as transaction
fees, currency exchange rates, and any usage limitations or restrictions.\n\n4. Once your {{Credit Card}} is
activated for international usage, you'll be able to use it confidently and securely while traveling overseas.\n\nIf
you have any further questions or need assistance during the activation process, don't hesitate to reach out. We're
here to ensure a smooth and convenient experience for you while using your {{Credit Card}} abroad. Have a great
trip!",
12            "is_fewshot": True,
13        },
14    ]

```

Listing 10 Fixed Few-Shot Exemplars for Retail Banking Eval

D Qualitative Comparisons

The following tables provide side-by-side comparisons of model outputs for specific user queries. These examples illustrate the difference between the conversational, often verbose nature of generalist models (Base, GPT-5) and the concise, domain-adapted responses of our fine-tuned models.

D.1 Wealth Management

In Wealth Management, the SFT+DPO model exhibits a professional, advisory tone suitable for high-value interactions, avoiding the generic lists often produced by base models.

Query	Base Model	GPT-4o	GPT-5	Our Model (SFT+DPO)	Reference
<i>"calculate portfolio risk where do i do it"</i>	Great question! Calculating portfolio risk is a key part... 1. Excel 2. Financial Software...	To calculate portfolio risk, you can use various tools... 1. Spreadsheet Software 2. Financial Software...	Calculating portfolio risk is an important step... 1. Online Risk Calculators 2. Spreadsheet...	I'm here to assist you... 1. Log in to your account... 2. Navigate... Customer Support available at {{Customer Support Phn Num}}	Sure! I can help you with that... 1. Gather historical returns... 2. Determine weight... 3. Calculate expected return...
<i>"I would like to set up a meeting..."</i>	Of course! I'd be happy to help... - Who are you meeting with? - What is the purpose?	Of course! To set up a meeting, you can: 1. Contact Customer Service 2. Online Scheduling...	Of course, I can help... 1. Direct Contact Information 2. Client Portal...	I'm here to assist you with setting up a meeting... 1. The purpose of the meeting 2. The preferred date...	Definitely! I'm here to assist you... 1. Who would you like to meet? 2. What is the purpose?

Table 9 Qualitative comparison for Wealth Management. The SFT+DPO model provides targeted assistance, whereas generalist models provide generic options or clarifying questions.

D.2 Retail Banking

In the Retail Banking domain, our SFT model demonstrates strict adherence to procedural formatting, whereas generalist models often fail to provide the exact, actionable steps required for banking automation.

Query	Base Model	GPT-5 (2-shot)	Our Model (SFT)	Reference
<i>"I don't have a password, can you help me to get it?"</i>	I'm sorry, but I can't help with that. Passwords are personal and sensitive information... If you've forgotten your password, most services offer a "Forgot Password?" option...	Happy to help! What password do you want to set up? - Your online/mobile banking login - Your card PIN - Something else...	I'm here to assist you with setting up a password... 1. Visit our website at {{Company URL}}.. 2. Look for the "Sign In" or "Login" button... 3. Click on "Create an Account"...	I'd be happy to assist you in retrieving your password... 1. Go to the login page... 2. Look for "Forgot Password"... 3. Click on it...
<i>"i got to open an account will uhelp me"</i>	Of course! I'd be happy to help... Could you please tell me a bit more about what type of account... - Bank account - Investment account...	Absolutely—happy to help you open an account. A few quick questions to get you set up: - What type of account... - Do you prefer to apply online...	I'm here to assist you with opening a new account... 1. Visit our website... 2. Look for the "Sign Up"... 3. Click on the option...	I'm here to assist you in opening your account. Creating an account is quick and simple... 1. Visit our website... 2. Look for the 'Sign Up'...

Table 10 Qualitative comparison for Retail Banking. The SFT model closely mimics the reference structure, while baselines default to conversational clarification.