

The Wasserstein gradient flow of the Sinkhorn divergence between Gaussian distributions

Mathis Hardion*, Théo Lacombe*

February 12, 2026

Abstract

We study the Wasserstein gradient flow of the Sinkhorn divergence when both the source and the target are Gaussian distributions. We prove the existence of a flow that stays in the class of Gaussian distributions, and is unique in the larger class of measures with strongly-concave and smooth log-densities. We prove that the flow globally converges toward the target measure when the source's covariance matrix is not singular, and provide counter-examples to global convergence when it is, giving a first answer to an open question raised in [carlier2024displacement]. When the covariance matrix of the source distribution commutes with that of the target, we derive more quantitative results that showcase exponential convergence toward the target when the source and the target share their support, but dropping to linear rates ($O(t^{-1})$) if the target is concentrated on a strict subspace of the source's support.

1 Introduction

In this work, we study the Wasserstein gradient flow of the Sinkhorn divergence (a debiased version of entropic optimal transport) to a target measure, in the context of Gaussian distributions. This restriction allows to obtain closed form expressions, with the goal of studying the convergence of the flow to the target measure, giving a partial answer to the question raised initially in [carlier2024displacement].

On \mathbb{R}^d with its Euclidean norm $\|\cdot\|$, denoting $\mathcal{P}_2(\mathbb{R}^d)$ the set of Radon probability measures on \mathbb{R}^d with finite second moment, the Sinkhorn divergence with regularization parameter $\varepsilon > 0$ is defined for $\mu, \nu \in \mathcal{P}_2(\mathbb{R}^d)$ as

$$S_\varepsilon(\mu, \nu) := \text{OT}_\varepsilon(\mu, \nu) - \frac{1}{2}\text{OT}_\varepsilon(\mu, \mu) - \frac{1}{2}\text{OT}_\varepsilon(\nu, \nu).$$

*Laboratoire d'Informatique Gaspard Monge, Univ. Gustave Eiffel, CNRS, LIGM, F-77454 Marne-la-Vallée, France.

Email addresses: `mathis.hardion2@univ-eiffel.fr`, `theo.lacombe@univ-eiffel.fr`

Here the entropic optimal transport cost is defined by the Schrödinger problem:

$$\text{OT}_\varepsilon(\mu, \nu) := \min_{\pi \in \Pi(\mu, \nu)} \int \|x - y\|^2 d\pi(x, y) + \varepsilon \text{KL}(\pi | \mu \otimes \nu)$$

where the KL divergence is defined through $\text{KL}(\pi | \gamma) := \int \log\left(\frac{d\pi}{d\gamma}\right) d\pi$ if $\pi \ll \gamma$ and $+\infty$ otherwise, and $\Pi(\mu, \nu)$ is the set of transport plans between μ and ν , i.e. probability measures on $\mathbb{R}^d \times \mathbb{R}^d$ with marginals (μ, ν) . This problem has an equivalent dual formulation:

$$\text{OT}_\varepsilon(\mu, \nu) = \max_{f, g} \int f d\mu + \int g d\nu - \varepsilon \int (\exp(\frac{1}{\varepsilon}(f \oplus g - c)) - 1) d(\mu \otimes \nu).$$

where the maximum is taken over continuous bounded functions, $f \oplus g: (x, y) \mapsto f(x) + g(y)$ and we denote for conciseness $c: (x, y) \mapsto \|x - y\|^2$. This dual problem admits maximizers denoted $(f_{\mu, \nu}, g_{\mu, \nu})$ and called Schrödinger potentials. They are unique up to constant shifts $(f_{\mu, \nu} + \lambda, g_{\mu, \nu} - \lambda)$ for $\lambda \in \mathbb{R}$. When $\mu = \nu$, one can choose λ such that $f_{\mu, \mu} = g_{\mu, \mu}$, a choice that we will denote by f_μ to alleviate notation. At optimality, the cost is given by $\text{OT}_\varepsilon(\mu, \nu) = \int f_{\mu, \nu} d\mu + \int g_{\mu, \nu} d\nu$.

The Wasserstein distance corresponds to the unregularized optimal transport problem, i.e. it is defined as $W_2 = \sqrt{\text{OT}_0}$. It induces a differential structure on $\mathcal{P}_2(\mathbb{R}^d)$, from which a notion of gradient flow may be derived [ambrosio2008gradient]. Generally speaking, one can expect the Wasserstein gradient flow of a sufficiently regular functional $F: \mathcal{P}_2(\mathbb{R}^d) \rightarrow \mathbb{R}$ to be written as a solution $(\mu_t)_t$ of the continuity equation

$$\dot{\mu}_t = \text{div}\left(\mu_t \nabla \frac{\delta F}{\delta \mu_t}\right) \quad (1.1)$$

where $\frac{\delta F}{\delta \mu}$ denotes the first variation of F at $\mu \in \mathcal{P}_2(\mathbb{R}^d)$, i.e. the function from \mathbb{R}^d to \mathbb{R} such that for any signed measure $\sigma = \nu - \mu$ with $\nu \in \mathcal{P}_2(\mathbb{R}^d)$, $\frac{d}{dt}\big|_{t=0} F(\mu + t\sigma) = \int \frac{\delta F}{\delta \mu} d\sigma$.

In this work, we thus consider the functional $S_\varepsilon(\cdot, \mu_\star)$ for a prescribed target Gaussian measure μ_\star , and study its gradient flow in the Wasserstein geometry for a given initial Gaussian measure μ_0 . Under assumptions of subgaussianity (and in particular for compactly supported measures), the first variation of $S_\varepsilon(\cdot, \mu_\star)$ at μ is given by $f_{\mu, \mu_\star} - f_\mu$ [janati2020debiased, feydy2019interpolating]. Thus, we can expect the gradient flow we are interested in to be a solution of the continuity equation (which we dub SWGF for Sinkhorn Wasserstein Gradient Flow)

$$\dot{\mu}_t = \text{div}(\mu_t \nabla (f_{\mu_t, \mu_\star} - f_{\mu_t})). \quad (\text{SWGF})$$

In the setting of compactly-supported measures, it is proven in [carlier2024displacement] that this PDE indeed corresponds to the gradient flow of $S_\varepsilon(\cdot, \mu_\star)$ in the sense of [ambrosio2008gradient] however, to the extent of our knowledge this result has not been rigorously proved for measures with unbounded support.

Since $S_\varepsilon(\mu, \mu_\star) \geq 0$ with equality if and only if $\mu = \mu_\star$ [feydy2019interpolating], and that the PDE (SWGF) should be a gradient flow i.e. a curve of steepest descent of

the functional $S_\varepsilon(\cdot, \mu_\star)$ in some sense, it is natural to ask whether μ_t converges toward the target μ_\star as $t \rightarrow +\infty$, a question initially raised by [carlier2024displacement]. Our first partial answer to this question is given by the following summary of Theorem 3.1, Proposition 3.5, Theorem 4.1 and Proposition 4.5 below.

Theorem 1.1. *Let μ_0, μ_\star be Gaussian measures, and $\text{supp}(\mu_0), \text{supp}(\mu_\star)$ their respective supports. There exists a unique solution $(\mu_t)_t$ of (SWGf) which stays Gaussian, it is a Wasserstein gradient flow of $S_\varepsilon(\cdot, \mu_\star)$ in the sense of [ambrosio2008gradient], and*

- (a) *If μ_0 is non-singular, then μ_t converges in Wasserstein distance to μ_\star as $t \rightarrow +\infty$.*
- (b) *If μ_0 is singular and not μ_\star , then μ_t converges in Wasserstein distance to a measure different from μ_\star .*
- (c) *If the covariances of μ_0 and μ_\star commute, then μ_t converges to μ_\star if and only if $\text{supp}(\mu_\star) \subseteq \text{supp}(\mu_0)$. In that case, the functional converges to 0 with an exponential rate if $\text{supp}(\mu_0) = \text{supp}(\mu_\star)$, and only a sublinear rate when $\text{supp}(\mu_\star)$ is of strictly lower dimension than $\text{supp}(\mu_0)$.*

Outline and Contributions. After reviewing the basic necessary tools in Section 2, we show in Section 3.1 that the restriction of $S_\varepsilon(\cdot, \mu_\star)$ to Gaussian distributions is convex along generalized geodesics (with a negative convexity constant), yielding in particular the existence of a curve satisfying (SWGf) and its uniqueness among Gaussian curves. We prove in Section 3.2 that this curve is indeed a Wasserstein gradient flow of the original functional in the whole space $\mathcal{P}_2(\mathbb{R}^d)$, without the need to restrict to Gaussian distributions. Using an Evolution Variational Inequality (EVI) argument, we obtain in Section 3.3 the uniqueness of this curve in the larger set of measures with strongly concave and smooth log-densities. In Section 4, leveraging the explicit formulation of the Sinkhorn divergence (and its gradient) for Gaussian distributions, we prove global convergence toward μ_\star of the flow when the source measure has a non-singular covariance matrix, and otherwise give a precise characterization of the limit points. Assuming furthermore that the covariance matrices of the source and target distributions commute, we derive in Section 4.2 an evolution equation of the eigenvalues of the covariances throughout the flow, yielding exponential convergence rates when both the source and target have the same support, and only sublinear ones when the target is concentrated on a strict subspace of the source's support. Eventually, in Section 5, we show that an explicit Euler scheme can be used to faithfully approximate the flow, yielding a straightforward way to run simulations. We therefore numerically confirm the tightness of the theoretical rates derived in the previous section.

1.1 Related work

Optimal transport and its entropic regularization. The Wasserstein distance is a tool to compare probability distributions in a way that is aware of the geometry of the underlying space, with many applications in data science, probability and statistics, modeling, economics and more. We refer the reader to the textbooks and surveys

[villani2009optimal, santambrogio2015optimal, peyr  2019computational, chewi2025statistical, ambrosio2013users, rachev1998mass1, rachev1998mass2] and references therein for an overview of the breadth of this theory and its applications. One of the main shortcomings of the Wasserstein distance is its high computational cost, and a popular remedy is entropic regularization. The Entropic Optimal Transport (EOT) problem can be traced back to Schr  dinger [schrodinger1932theorie], and has been popularized by [cuturi2013sinkhorn] which showed it could be solved efficiently on GPU thanks to parallelization, making it a great approximation of the Wasserstein distance for large-scale applications in machine learning. The entropic optimal transport cost was found to have extra desirable properties, such as better statistical properties [genevay2019sample, mena2019statistical] and smoothness with computationally accessible gradients [genevay2018learning]. We refer to [leonard14survey, nutz2022introduction] for more on the theory of EOT and to [peyr  2019computational] for computational aspects. The main disadvantage of this regularized cost is that in contrast to unregularized OT, one has $\text{OT}_\varepsilon(\mu, \mu) > 0$ and—arguably worse—the minimizer of the functional $\mu \mapsto \text{OT}_\varepsilon(\mu, \mu_\star)$ is not μ_\star , but instead a “shrunk” version of it. The Sinkhorn divergence was thus introduced in [ramdas2017wasserstein, genevay2018learning] (see also [salimans2018improving]) to overcome this peculiar behavior, by adding the negative self-entropic term $-\frac{1}{2}\text{OT}_\varepsilon(\mu, \mu)$ which behaves like a repulsive interaction term when minimizing the functional, with the goal of compensating the shrinking effect. And indeed, the work [feydy2019interpolating] has proven that S_ε is a positive definite loss, which is also smooth and metrizes convergence in law/weak-* convergence, giving it a firm theoretical ground to motivate its use in applications.

Wasserstein gradient flows. Gradient flows in Euclidean space are ODEs written as $\dot{x}_t = -\nabla F(x_t)$ for some regular enough F , and are a natural way to minimize such functionals (the discretization of a gradient flow is gradient descent). It is possible to extend this notion to metric spaces, and in particular to the Wasserstein space $(\mathcal{P}_2(\mathbb{R}^d), W_2)$. The pioneering work [jordan1998variational] shows with a variational scheme (now called JKO in reference to the authors) that the Fokker-Planck equation can be seen as a gradient flow of a free energy (that is, the sum of a potential energy $\mu \mapsto \int V d\mu$ and the negative Boltzmann entropy) with respect to the Wasserstein distance. This has sparked an interest in the Wasserstein geometry to describe PDEs, including the porous medium equation studied in [otto2001geometry] which developed the “Otto calculus”, a formal Riemannian structure on the Wasserstein space, later developed into a more rigorous theory in [ambrosio2008gradient]. Since then, Wasserstein gradient flows have gained traction in applied fields as well, as a modeling tool [maury2010macroscopic, bunne2022proximal], a sampling method [sun2023discrete], or to study learning algorithms [chizat2018global] and many more. We refer to the textbooks [ambrosio2008gradient, santambrogio2015optimal, peyr  2019computational, chewi2025statistical] and surveys [santambrogio2017euclidean, ambrosio2013users] and references therein for an overview of this theory and its applications.

The gradient flow of S_ε . The idea of considering the Wasserstein gradient flow of the Sinkhorn divergence is not new. The seminal paper [feydy2019interpolating] includes numerical experiments on this flow (on particles), which is mentioned as a non-parametric data fitting model. Similarly, [zhu2024neural] implements neural networks to approximate the flow, and uses it as a generative model. From a more theoretical standpoint, the well-posedness of the flow on compactly-supported measures was studied in [carlier2024displacement], where the question of the convergence to the target measure was raised. The authors explicitly state that their results rely heavily on this compactness assumption, and to the best of our knowledge our study of this problem for Gaussian distributions is the first to obtain results without compactness.

Distinction from Sinkhorn geodesics, barycenters, and Schrödinger bridges. The flow that we study, under the conditions explained in Theorem 1.1, can interpolate between source and target measures. There are other ways to interpolate between measures using entropic optimal transport, such as Sinkhorn barycenters [janati2020debiased], Sinkhorn geodesics [lavenant2025riemannian], and Schrödinger bridges [leonard14survey]. When $\varepsilon = 0$, all those notions coincide, including the gradient flow up to a time reparametrization $t \mapsto 1 - e^{-2t}$. However for $\varepsilon > 0$, there is a priori no reason they do. Firstly, the Schrödinger bridge with positive temperature is not constant when its extremities are the same, in opposition to the other curves. Secondly, the Sinkhorn barycenters and Sinkhorn geodesics are built solely on S_ε and its induced geometry, whereas our gradient flow incorporates the Wasserstein distance as underlying geometry and S_ε as functional. Finally, there are cases where the gradient flow does not converge to the target, whereas all the other curves can interpolate between any pair of measures. On the other hand, the PDE (SWGF) has the benefit of being easily tractable (e.g. for Gaussian distributions, or for discrete measures) from a computational standpoint, while the aforementioned alternatives yield way more challenging optimization problems.

Optimal transport and optimization on the Bures–Wasserstein space. Optimal transport between Gaussian measures is simpler thanks to closed form expressions. In the unregularized case $\varepsilon = 0$ we recover the Bures–Wasserstein distance, which induces a Riemannian structure on the space of covariance matrices [bhatia2019bures, takatsu2011wasserstein, malago2018wasserstein]. The Sinkhorn divergence too admits a closed form expression in this case [janati2020entropic, mallasto2022entropyregularized], see also Section 2.2. While working in the Bures–Wasserstein space (i.e. the space of Gaussian measures endowed with W_2) may seem restrictive, there is a growing body of work studying optimization and gradient flows on that space, notably for variational inference [lambert2022variational, diao2023forwardbackward, diao2023proximal, yi2023bridging], positive semidefinite optimization [han2021riemannian, maunu2023bureswasserstein] and robotics [ziesche2023wasserstein].

1.2 Notations and setting

We work in the Wasserstein space $(\mathcal{P}_2(\mathbb{R}^d), W_2)$ of Radon probability measures with finite second moment endowed with the Wasserstein distance. The inner product of \mathbb{R}^d is denoted $\langle \cdot, \cdot \rangle$. The set of optimal transport plans between $\mu, \nu \in \mathcal{P}_2(\mathbb{R}^d)$ is denoted $\Pi_o(\mu, \nu) := \arg \min_{\pi \in \Pi(\mu, \nu)} \int \|x - y\|^2 d\pi(x, y)$. We denote $\mathbf{p}_i : (\mathbb{R}^d)^2 \rightarrow \mathbb{R}^d$ the projection onto the i th component of the product space for $i \in \{1, 2\}$, i.e. $\mathbf{p}_i(x_1, x_2) = x_i$ for $(x_1, x_2) \in (\mathbb{R}^d)^2$. Similarly, on $(\mathbb{R}^d)^3$ we define $\mathbf{p}_{i,j}(x_1, x_2, x_3) = (x_i, x_j)$. We denote $L_\mu^2(\mathbb{R}^d)$ the set of vector fields $\mathbb{R}^d \rightarrow \mathbb{R}^d$ with integrable square norm with respect to $\mu \in \mathcal{P}_2(\mathbb{R}^d)$, quotiented by equality μ -almost everywhere. It is endowed with its usual inner product $\langle \cdot, \cdot \rangle_{L_\mu^2(\mathbb{R}^d)}$ and corresponding norm $\|\cdot\|_{L_\mu^2(\mathbb{R}^d)}$. The set of symmetric, positive semi-definite (resp. positive definite) $d \times d$ matrices is written \mathbb{S}_+^d (resp. \mathbb{S}_{++}^d), and the operator norm (equal to the spectral radius for symmetric matrices) is denoted by $\|\cdot\|_{\text{op}}$. For $m \in \mathbb{R}^d$, $\Sigma \in \mathbb{S}_+^d$ we denote $\mathcal{N}(m, \Sigma)$ the (possibly singular) Gaussian of mean m and covariance Σ , i.e. the measure of characteristic function given by $s \mapsto \exp(i\langle s, m \rangle - \frac{1}{2}\langle s, \Sigma s \rangle)$. The largest eigenvalue of a covariance matrix Σ is denoted by $\lambda_{\max}(\Sigma) \in \mathbb{R}_+$, and the smallest is written $\lambda_{\min}(\Sigma)$.

2 Background and preliminary results

2.1 Wasserstein Gradient Flows

We now give a brief overview of the tools developed in [ambrosio2008gradient], see also the surveys [santambrogio2017euclidean, ambrosio2013users]. This technical formalism yields powerful existence results for gradient flows that we will make use of. Note also that while (1.1) is often used directly as a definition of gradient flow, if one were to use it as such, one would first need to prove that $\frac{\delta S_\varepsilon(\cdot, \mu_\star)}{\delta \mu} = f_{\mu, \mu_\star} - f_\mu$ for all $\mu \in \mathcal{P}_2(\mathbb{R}^d)$, which would prove challenging from the lack of regularity of this space (the most general version of this result to the best of our knowledge holds when μ, μ_\star are subgaussian measures [janati2020debiased]).

The Wasserstein subdifferential of a functional $F : \mathcal{P}_2(\mathbb{R}^d) \rightarrow \mathbb{R} \cup \{+\infty\}$ is defined as follows: we write $\xi \in \partial_W F(\mu)$ if for any ν there exists $\pi \in \Pi_o(\mu, \nu)$ such that

$$F(\nu) - F(\mu) \geq \int \langle \xi(x), y - x \rangle d\pi(x, y) + o(W_2(\mu, \nu)). \quad (2.1)$$

This definition may be seen as an analogue of the Fréchet subdifferential adapted to the Wasserstein space. A Wasserstein gradient flow in the sense of [ambrosio2008gradient] is then defined as a curve $(\mu_t)_t$ satisfying a continuity equation $\dot{\mu}_t + \text{div}(\mu_t v_t) = 0$, where $v_t \in \partial_W F(\mu_t)$ for a.e. t . More details on the pseudo-Riemannian structure of the Wasserstein space motivating this definition are provided in Appendix A. Within the subdifferential, the element of minimal L^2 norm, denoted $\partial_W^\circ F(\mu) := \arg \min\{\|\xi\|_{L_\mu^2(\mathbb{R}^d)} : \xi \in \partial_W F(\mu)\}$ plays a distinguished role. Indeed, gradient flows satisfy a *minimal selection principle* [ambrosio2008gradient], meaning that if a gradient flow exists then it is a

solution of $\dot{\mu}_t = \operatorname{div}(\mu_t \partial_W^\circ F(\mu_t))$. In most known cases, we have $\partial_W F(\mu) = \{\nabla_{\delta\mu}^{\delta F}\}$, which explains why (1.1) is a popular alternative definition of Wasserstein gradient flow.

A key assumption of [ambrosio2008gradient] guaranteeing existence and uniqueness of a flow is the λ -convexity along geodesics of the functional F , namely: for all $\mu, \nu \in \mathcal{P}_2(\mathbb{R}^d)$, there exists a geodesic $(\mu_t)_{t \in [0,1]}$ between μ and ν such that for all t ,

$$F(\mu_t) \leq (1-t)F(\mu) + tF(\nu) - \frac{\lambda}{2}t(1-t)W_2^2(\mu, \nu).$$

We recall that Wasserstein geodesics are written $\mu_t = ((1-t)\mathbf{p}_1 + t\mathbf{p}_2)_\# \pi$ for $\pi \in \Pi_o(\mu, \nu)$. There is also the stronger notion of λ -convexity along *generalized* geodesics: for $\omega \in \mathcal{P}_2(\mathbb{R}^d)$, a generalized geodesic between μ and ν of base ω is given by $\mu_t = ((1-t)\mathbf{p}_{1,2} + t\mathbf{p}_{1,3})_\# \bar{\pi}$ for $\bar{\pi} \in \mathcal{P}((\mathbb{R}^d)^3)$ with marginals (ω, μ, ν) and $(\mathbf{p}_{1,2})_\# \bar{\pi} \in \Pi_o(\omega, \mu)$, $(\mathbf{p}_{1,3})_\# \bar{\pi} \in \Pi_o(\omega, \nu)$. A functional F is said to be λ -convex along generalized geodesics if for any (ω, μ, ν) , there exists a generalized geodesic $(\mu_t)_{t \in [0,1]}$ of base ω between μ and ν such that

$$F(\mu_t) \leq (1-t)F(\mu) + tF(\nu) - \frac{\lambda}{2}t(1-t)W_\pi^2(\mu, \nu)$$

where $W_\pi^2(\mu, \nu) := \int \|y - z\|^2 d\bar{\pi}(x, y, z)$. Under either of these assumptions, we also obtain an Evolution Variational Inequality (EVI) for gradient flows, that is if $(\mu_t)_t$ is a Wasserstein gradient flow of F then

$$\forall \nu \in \mathcal{P}_2(\mathbb{R}^d), \frac{d}{dt} \frac{1}{2} W_2^2(\mu_t, \nu) \leq F(\nu) - F(\mu_t) - \frac{\lambda}{2} W_2^2(\mu_t, \nu) \quad (2.2)$$

which yields uniqueness of solutions for a fixed initial measure. Indeed, for two curves $(\mu_t^1)_t$ and $(\mu_t^2)_t$ satisfying the EVI, writing (2.2) with $(\mu_t, \nu) = (\mu_t^1, \mu_t^2)$ then $(\mu_t, \nu) = (\mu_t^2, \mu_t^1)$ and summing the two inequalities gives

$$\frac{d}{dt} \frac{1}{2} W_2^2(\mu_t^1, \mu_t^2) \leq -\lambda W_2^2(\mu_t^1, \mu_t^2).$$

By Gronwall's lemma, we deduce $W_2^2(\mu_t^1, \mu_t^2) \leq e^{-2\lambda t} W_2^2(\mu_0^1, \mu_0^2)$. In particular, when $\mu_0^1 = \mu_0^2$ then $\mu_t^1 = \mu_t^2$ for a.e. t .

We obtain such an inequality in Section 3.3 to obtain uniqueness on the class of measures with strongly concave and smooth log-densities.

2.2 Preliminary results on EOT between Gaussian measures

We now introduce the results we need in the specific case of Gaussian measures, where the Sinkhorn divergence and the Schrödinger potentials have an explicit formula as a function of the means and covariances [janati2020entropic]. We slightly extend these results to the case of singular covariance matrices, and also the expression of the Schrödinger potentials for uncentered measures.

Proposition 2.1. *Let $\Sigma, \Gamma \in \mathbb{S}_+^d$, $m, n \in \mathbb{R}^d$, and $\mu = \mathcal{N}(m, \Sigma)$, $\nu = \mathcal{N}(n, \Gamma)$. We have*

$$S_\varepsilon(\mu, \nu) = \|m - n\|^2 + \mathcal{B}_\varepsilon(\Sigma, \Gamma)$$

where

$$\begin{aligned}\mathcal{B}_\varepsilon(\Sigma, \Gamma) &:= B_\varepsilon(\Sigma, \Gamma) - \frac{1}{2}B_\varepsilon(\Sigma, \Sigma) - \frac{1}{2}B_\varepsilon(\Gamma, \Gamma), \\ B_\varepsilon(\Sigma, \Gamma) &:= \text{Tr}(\Sigma) + \text{Tr}(\Gamma) + \frac{\varepsilon}{2} \log \det(D_\varepsilon + \frac{\varepsilon}{2}\text{Id}) - \text{Tr}(D_\varepsilon), \\ D_\varepsilon &:= (4\Sigma^{\frac{1}{2}}\Gamma\Sigma^{\frac{1}{2}} + \frac{\varepsilon^2}{4}\text{Id})^{\frac{1}{2}}.\end{aligned}$$

The Schrödinger potentials are given up to constant shifts by $f_{\mu,\nu}(x) = \langle x - m, F_\Sigma^\Gamma(x - m) \rangle + 2\langle m - n, x \rangle$ and $g_{\mu,\nu}(x) = \langle x - m, F_\Gamma^\Sigma(x - m) \rangle + 2\langle n - m, x \rangle - \|m - n\|^2$ where, denoting $\tilde{\varepsilon} := \frac{\varepsilon}{4}$,

$$F_\Sigma^\Gamma := \text{Id} - \Gamma^{\frac{1}{2}}((\Gamma^{\frac{1}{2}}\Sigma\Gamma^{\frac{1}{2}} + \tilde{\varepsilon}^2\text{Id})^{\frac{1}{2}} + \tilde{\varepsilon}\text{Id})^{-1}\Gamma^{\frac{1}{2}}.$$

Thus $\nabla(f_{\mu,\nu} - f_\mu)(x) = G_\Sigma^\Gamma(x - m) + 2(m - n)$ with

$$G_\Sigma^\Gamma := 2(F_\Sigma^\Gamma - F_\Sigma^\Sigma) = 2\Sigma((\Sigma^2 + \tilde{\varepsilon}^2\text{Id})^{\frac{1}{2}} + \tilde{\varepsilon}\text{Id})^{-1} - 2\Gamma^{\frac{1}{2}}((\Gamma^{\frac{1}{2}}\Sigma\Gamma^{\frac{1}{2}} + \tilde{\varepsilon}^2\text{Id})^{\frac{1}{2}} + \tilde{\varepsilon}\text{Id})^{-1}\Gamma^{\frac{1}{2}},$$

and finally $\nabla_1\mathcal{B}_\varepsilon(\Sigma, \Gamma) = \frac{1}{2}G_\Sigma^\Gamma$.

In the case of non-singular covariances, this result is a direct consequence of [janati2020entropic], which deal with centered measures, and of the following lemma giving the Schrödinger potentials in the uncentered case. The extension to the singular case is proved afterwards.

Lemma 2.2. *Let $\mu, \nu \in \mathcal{P}_2(\mathbb{R}^d)$, $m, n \in \mathbb{R}^d$ their respective means, and $\bar{\mu}, \bar{\nu}$ their respective centered versions, then we have (up to constant shifts)*

$$\begin{aligned}f_{\mu,\nu} &= f_{\bar{\mu},\bar{\nu}}(\cdot - m) + 2\langle m - n, \cdot \rangle \\ g_{\mu,\nu} &= g_{\bar{\mu},\bar{\nu}}(\cdot - n) + 2\langle n - m, \cdot \rangle - \|m - n\|^2.\end{aligned}$$

We recall that the Schrödinger potentials $(f_{\mu,\nu}, g_{\mu,\nu})$ are characterized as the solutions of the Schrödinger fixed-point equation

$$\begin{cases} f_{\mu,\nu} = T_\varepsilon(g_{\mu,\nu}, \nu) \\ g_{\mu,\nu} = T_\varepsilon(f_{\mu,\nu}, \mu) \end{cases} \quad (2.3)$$

where the Sinkhorn mapping is defined by

$$T_\varepsilon(f, \mu)(y) := -\varepsilon \log \int \exp(\frac{1}{\varepsilon}(f(x) - \|x - y\|^2)) d\mu(x).$$

Proof. We write $\bar{f}, \bar{g} := f_{\bar{\mu},\bar{\nu}}, g_{\bar{\mu},\bar{\nu}}$ for conciseness. By the Schrödinger system (2.3) we have

$$\bar{g}(y - n) = -\varepsilon \log \int \exp(\frac{1}{\varepsilon}(\bar{f}(x - m) - \|y - x + m - n\|^2)) d\mu(x)$$

and after expanding $\|y - x + m - n\|^2$ and taking the quantities independent on x out of the log $\int \exp$, we obtain

$$\begin{aligned}\bar{g}(y - n) &= -\varepsilon \log \int \exp(\frac{1}{\varepsilon}(\bar{f}(x - m) + 2\langle m - n, x \rangle - \|y - x\|^2)) d\mu(x) \\ &\quad + 2\langle m - n, y \rangle + \|m - n\|^2\end{aligned}$$

which writes exactly as $g = T_\varepsilon(f, \mu)$ with $f = \bar{f}(\cdot - m) + 2\langle m - n, \cdot \rangle$ and $g = \bar{g}(\cdot - n) + 2\langle n - m, \cdot \rangle - \|m - n\|^2$. Symmetrically we get $T_\varepsilon(g, \nu) = f$ yielding the result. \square

We can now prove that Proposition 2.1 holds for singular covariance matrices.

Proof of Proposition 2.1. We take $\Sigma_k, \Gamma_k \in \mathbb{S}_{++}^d$ for all k with $\Sigma_k \rightarrow \Sigma \in \mathbb{S}_+^d$, and $\Gamma_k \rightarrow \Gamma \in \mathbb{S}_+^d$. Denote $\mu_k := \mathcal{N}(0, \Sigma_k)$, $\nu_k := \mathcal{N}(0, \Gamma_k)$ (the uncentered case is recovered with Lemma 2.2), and $(f_k, g_k) := (f_{\mu_k, \nu_k}, g_{\mu_k, \nu_k})$. By continuity of $\Sigma', \Gamma' \mapsto F_{\Sigma'}^{\Gamma'}$ on \mathbb{S}_+^d , we get that f_k (resp. g_k) converges uniformly on compact sets to $f : x \mapsto \langle x, F_{\Sigma}^{\Gamma} x \rangle$ (resp. $g : x \mapsto \langle x, F_{\Gamma}^{\Sigma} x \rangle$), and for the weak-* convergence we have $\mu_k \rightarrow \mu := \mathcal{N}(0, \Sigma)$ and $\nu_k \rightarrow \nu := \mathcal{N}(0, \Gamma)$. Using the proof of [mena2019statistical], we get that $(f, g) = (f_{\mu, \nu}, g_{\mu, \nu})$. It follows that the expression of the Sinkhorn divergence is also still valid, since $\text{OT}_{\varepsilon}(\mu_k, \nu_k) = \int f_k d\mu_k + \int g_k d\nu_k = \text{Tr}(F_{\Sigma_k}^{\Gamma_k} \Sigma_k) + \text{Tr}(F_{\Gamma_k}^{\Sigma_k} \Gamma_k) \rightarrow \text{Tr}(F_{\Sigma}^{\Gamma} \Sigma) + \text{Tr}(F_{\Gamma}^{\Sigma} \Gamma) = \int f d\mu + \int g d\nu = \text{OT}_{\varepsilon}(\mu, \nu)$ and the expression given in Proposition 2.1 is continuous on \mathbb{S}_+^d . \square

We finish this section with a simple bound on the matrices involved in the Schrödinger potentials, which we will use recurrently in this paper.

Lemma 2.3. *For $\Sigma, \Gamma \in \mathbb{S}_+^d$, the eigenvalues of F_{Σ}^{Γ} belong to the interval $[1 - \lambda_{\max}(\Gamma)/(2\tilde{\varepsilon}), 1]$ and that of F_{Σ}^{Σ} belong to $[0, 1]$. In particular, the eigenvalues of G_{Σ}^{Γ} are contained within $[-\lambda_{\max}(\Gamma)/\tilde{\varepsilon}, 2]$.*

Proof. Denoting $(\alpha_i)_i$ the eigenvalues of the matrix $\Gamma^{\frac{1}{2}} \Sigma \Gamma^{\frac{1}{2}}$, the eigenvalues of $((\Gamma^{\frac{1}{2}} \Sigma \Gamma^{\frac{1}{2}} + \tilde{\varepsilon}^2 \text{Id})^{\frac{1}{2}} + \tilde{\varepsilon} \text{Id})^{-1}$ are given by $\frac{1}{\sqrt{\alpha_i + \tilde{\varepsilon}^2 + \tilde{\varepsilon}}}$ which is between 0 and $\frac{1}{2\tilde{\varepsilon}}$. It results that $\frac{1}{2\tilde{\varepsilon}} \text{Id} - ((\Gamma^{\frac{1}{2}} \Sigma \Gamma^{\frac{1}{2}} + \tilde{\varepsilon}^2 \text{Id})^{\frac{1}{2}} + \tilde{\varepsilon} \text{Id})^{-1}$ is a positive semidefinite matrix, and so is the same matrix multiplied left and right by $\Gamma^{\frac{1}{2}}$, giving that the eigenvalues of $\frac{1}{2\tilde{\varepsilon}} \Gamma - \Gamma^{\frac{1}{2}} ((\Gamma^{\frac{1}{2}} \Sigma \Gamma^{\frac{1}{2}} + \tilde{\varepsilon}^2 \text{Id})^{\frac{1}{2}} + \tilde{\varepsilon} \text{Id})^{-1} \Gamma^{\frac{1}{2}}$ are non-negative, whence the fact that the eigenvalues of $\Gamma^{\frac{1}{2}} ((\Gamma^{\frac{1}{2}} \Sigma \Gamma^{\frac{1}{2}} + \tilde{\varepsilon}^2 \text{Id})^{\frac{1}{2}} + \tilde{\varepsilon} \text{Id})^{-1} \Gamma^{\frac{1}{2}}$ are bounded above by $\frac{1}{2\tilde{\varepsilon}} \lambda_{\max}(\Gamma)$. They are also non-negative. Subtracting this from the identity matrix yields the bounds for F_{Σ}^{Γ} . The eigenvalues of $F_{\Sigma}^{\Sigma} = I - \Sigma((\Sigma^2 + \tilde{\varepsilon}^2 \text{Id})^{\frac{1}{2}} + \tilde{\varepsilon} \text{Id})^{-1}$ are given by $1 - \frac{\lambda_i}{\sqrt{\lambda_i^2 + \tilde{\varepsilon}^2 + \tilde{\varepsilon}}}$ for $(\lambda_i)_i$ the eigenvalues of Σ , and are thus between 0 and 1. Finally, the bound on G_{Σ}^{Γ} follows by doing the difference of the two previous bounds and multiplying by 2. \square

3 Well-posedness of the flow

Throughout the rest of this paper, we fix $\mu_{\star} := \mathcal{N}(m_{\star}, \Sigma_{\star})$ (with Σ_{\star} possibly singular unless stated otherwise) and study the PDE (SWGF). We will also denote G_{Σ} instead of $G_{\Sigma}^{\Sigma_{\star}}$ to ease notations.

We first prove the existence of solutions by constraining the functional $S_{\varepsilon}(\cdot, \mu_{\star})$ to the set of Gaussian measures and obtaining its λ -convexity along generalized geodesics, yielding existence of gradient flows of this constrained functional which are proven to follow (SWGF). Then we show that the solutions of that PDE are also gradient flows of the unconstrained functional, and finally establish the uniqueness of solutions on a class of regular measures.

3.1 Existence

From now on, we denote $\mathcal{G} \subset \mathcal{P}_2(\mathbb{R}^d)$ the set of (possibly singular) Gaussian distributions. We write $\iota_{\mathcal{G}}$ the function defined on $\mathcal{P}_2(\mathbb{R}^d)$ equal to 0 on \mathcal{G} and $+\infty$ elsewhere, and we define

$$E_{\mu_*} := S_{\varepsilon}(\cdot, \mu_*) + \iota_{\mathcal{G}}.$$

We can now state our existence theorem, which also guarantees uniqueness on \mathcal{G} .

Theorem 3.1. *For any $\mu_0 \in \mathcal{G}$, there exists a unique Wasserstein gradient flow of E_{μ_*} starting at μ_0 , which is described by the PDE (SWGF) and is contained in \mathcal{G} .*

The existence and uniqueness are proven using Theorem 3.2 below, allowing to apply [ambrosio2008gradient]. This result gives a Wasserstein gradient flow which follows the PDE $\dot{\mu}_t = \operatorname{div}(\mu_t \partial_W^\circ E_{\mu_*}(\mu_t))$ because of the minimal selection principle. The fact that it coincides with the expression in (SWGF) is given by Proposition 3.4, and that the flow stays Gaussian comes from the fact that $t \mapsto E_{\mu_*}(\mu_t)$ decreases and starts at a finite value.

Theorem 3.2. *Let $\mu_* \in \mathcal{G}$ and let Σ_* be its covariance matrix. Then E_{μ_*} is $-\lambda_{\max}(\Sigma_*)/\tilde{\varepsilon}$ -convex along generalized geodesics.*

In order to prove this, we first need to show that we can always pick a generalized geodesic which stays in \mathcal{G} .

Lemma 3.3. *For $\omega, \mu, \nu \in \mathcal{G}$, there exists a Gaussian distribution $\bar{\pi} \in \mathcal{P}_2((\mathbb{R}^d)^3)$ with the three previous measures as marginals, such that $(\mathbf{p}_{1,2})_{\#}\bar{\pi} \in \Pi_o(\omega, \mu)$ and $(\mathbf{p}_{1,3})_{\#}\bar{\pi} \in \Pi_o(\omega, \nu)$. In particular, there is always a generalized geodesic $(\mu_t)_{t \in [0,1]}$ between μ and ν of base ω such that $\mu_t \in \mathcal{G}$ for all t .*

Proof. For $\pi_\mu \in \Pi_o(\omega, \mu)$, the quantity $\int \|x - y\|^2 d\pi_\mu(x, y)$ depends only on the covariance matrix of π_μ which has Gaussian marginals, so it can always be taken to be Gaussian. The same holds for $\pi_\nu \in \Pi_o(\omega, \nu)$. Denoting $d\pi_\mu(x, y) = d\pi_{\mu|\omega}(y|x)d\omega(x)$ (resp. $d\pi_\nu(x, z) = d\pi_{\nu|\omega}(z|x)d\omega(x)$) the disintegration of π_μ (resp. π_ν) with respect to ω , we build $d\bar{\pi}(x, y, z) = d\pi_{\mu|\omega}(y|x)d\pi_{\nu|\omega}(z|x)d\omega(x)$ the usual gluing, and one can check that it is Gaussian by computing its characteristic function. The rest of the statement follows from the fact that for all t , pushforwarding a Gaussian measure on $(\mathbb{R}^d)^3$ by $(1-t)\mathbf{p}_{1,2} + t\mathbf{p}_{1,3}$ yields a Gaussian measure on $(\mathbb{R}^d)^2$. \square

With this lemma in hand, we can show our convexity result.

Proof of Theorem 3.2. Without loss of generality, we consider the case of centered Gaussian measures. Indeed, the mean along a generalized geodesic is just the Euclidean geodesic between the source's and target's means, and $\|\cdot - m_*\|^2$ is 0-convex. Let $\omega, \mu, \nu \in \mathcal{G}$ and let $\bar{\pi}$ be a Gaussian plan with marginals (ω, μ, ν) , satisfying $(\mathbf{p}_{1,2})_{\#}\bar{\pi} \in \Pi_o(\omega, \mu)$ and $(\mathbf{p}_{1,3})_{\#}\bar{\pi} \in \Pi_o(\omega, \nu)$, as given by Lemma 3.3. Then $\mu_t := ((1-t)\mathbf{p}_2 + t\mathbf{p}_3)_{\#}\bar{\pi}$ is a Gaussian of covariance

$$\Sigma_t = \int ((1-t)y + tz)((1-t)y + tz)^T d\bar{\pi}(x, y, z)$$

and thus by differentiating twice under the integral,

$$\ddot{\Sigma}_t = 2 \int (y - z)(y - z)^T d\bar{\pi}(x, y, z)$$

which is a PSD matrix, also satisfying $\text{Tr}(\ddot{\Sigma}_t) = 2W_{\bar{\pi}}(\mu, \nu)$. Now observe that

$$\frac{d^2}{dt^2} S_\varepsilon(\mu_t, \mu_\star) = \text{Tr}(\ddot{\Sigma}_t \nabla_1 \mathcal{B}_\varepsilon(\Sigma_t, \Sigma_\star)) + \text{Tr}(\dot{\Sigma}_t \nabla_1^2 \mathcal{B}_\varepsilon(\Sigma_t, \Sigma_\star)(\dot{\Sigma}_t))$$

where the second term is non-negative by convexity ([janati2020entropic]), and the first one can be rewritten $\text{Tr}(\ddot{\Sigma}_t \nabla_1 \mathcal{B}_\varepsilon(\Sigma_t, \Sigma_\star)) = \frac{1}{2} \text{Tr}((\ddot{\Sigma}_t)^{\frac{1}{2}} G_{\Sigma_t} (\ddot{\Sigma}_t)^{\frac{1}{2}}) \geq -\frac{\lambda_{\max}(\Sigma_\star)}{2\varepsilon} \text{Tr}(\ddot{\Sigma}_t)$ by Lemma 2.3, and this last bound is equal to $-\frac{\lambda_{\max}(\Sigma_\star)}{\varepsilon} W_{\bar{\pi}}^2(\mu, \nu)$. Therefore $t \mapsto S_\varepsilon(\mu_t, \mu_\star)$ is $-\frac{\lambda_{\max}(\Sigma_\star)}{\varepsilon} W_{\bar{\pi}}^2(\mu, \nu)$ -convex, yielding the result. \square

Now that convexity and thus existence of a Wasserstein gradient flow of E_{μ_\star} is established, we show that it indeed corresponds to the PDE (SWGF) by computing the minimal subdifferential of E_{μ_\star} .

Proposition 3.4. *Let $\mu \in \mathcal{G}$, then the Wasserstein subdifferential of E_{μ_\star} at μ is given by $\partial_W E_{\mu_\star}(\mu) = \nabla(f_{\mu, \mu_\star} - f_\mu) + \partial_W \iota_{\mathcal{G}}(\mu)$, and $\partial_W^\circ E_{\mu_\star}(\mu) = \nabla(f_{\mu, \mu_\star} - f_\mu)$.*

Proof. We denote $\mu = \mathcal{N}(m, \Sigma)$ and $\nu = \mathcal{N}(n, \Sigma)$. We first assume $m = n = m_\star = 0$ and we shall deal with the uncentered case afterwards. Let $\pi \in \Pi_o(\mu, \nu)$ chosen to be Gaussian, and $\mu_t := ((1-t)\mathbf{p}_1 + t\mathbf{p}_2)_\# \pi$ the corresponding geodesic, which is a Gaussian distribution of covariance $\Sigma_t = \int ((1-t)x + ty)((1-t)x + ty)^T d\pi(x, y)$. Thus $\frac{d}{dt} S_\varepsilon(\mu_t, \mu_\star) = \text{Tr}(\dot{\Sigma}_t \frac{1}{2} G_{\Sigma_t})$ with $\dot{\Sigma}_t = \int (((1-t)x + ty)(y - x)^T + (y - x)((1-t)x + ty)^T) d\pi(x, y)$, yielding

$$\frac{d}{dt} S_\varepsilon(\mu_t, \mu_\star) = \int \langle G_{\Sigma_t}((1-t)x + ty), y - x \rangle d\pi(x, y).$$

Now consider that

$$\begin{aligned} \left| \frac{d}{dt} S_\varepsilon(\mu_t, \mu_\star) - \int \langle G_{\Sigma_t} x, y - x \rangle d\pi(x, y) \right| &\leq \int |\langle G_{\Sigma_t}((1-t)x + ty) - G_{\Sigma_t} x, y - x \rangle| d\pi(x, y) \\ &\quad + \int |\langle G_{\Sigma_t} x - G_{\Sigma} x, y - x \rangle| d\pi(x, y). \end{aligned}$$

Using Cauchy-Schwarz and the definition of the operator norm, the first term is bounded by $t \|G_{\Sigma_t}\|_{\text{op}} W_2^2(\mu, \nu)$ and the second by $\|G_{\Sigma_t} - G_{\Sigma}\|_{\text{op}} \sqrt{\text{Tr}(\Sigma)} W_2(\mu, \nu)$. From Lemma 2.3, $\|G_{\Sigma_t}\|_{\text{op}}$ is bounded, and writing $\Delta(\mu, \nu) := S_\varepsilon(\nu, \mu_\star) - S_\varepsilon(\mu, \mu_\star) - \int \langle G_{\Sigma} x, y - x \rangle d\pi(x, y)$ we get

$$\begin{aligned} |\Delta(\mu, \nu)| &\leq \int_0^1 \left| \frac{d}{dt} S_\varepsilon(\mu_t, \mu_\star) - \int \langle G_{\Sigma_t} x, y - x \rangle d\pi(x, y) \right| dt \\ &\leq C_1 W_2^2(\mu, \nu) + C_2 W_2(\mu, \nu) \int_0^1 \|G_{\Sigma_t} - G_{\Sigma}\|_{\text{op}} dt \end{aligned}$$

where C_1, C_2 are positive constants. The integral in the last term goes to 0 as $\Gamma \rightarrow \Sigma$ by the dominated convergence theorem and the continuity of $\Sigma' \mapsto G_{\Sigma'}$, whence $\Delta(\mu, \nu) = o(W_2(\mu, \nu))$ and thus

$$S_\varepsilon(\nu, \mu_\star) - S_\varepsilon(\mu, \mu_\star) = \int \langle G_\Sigma x, y - x \rangle d\pi(x, y) + o(W_2(\mu, \nu)).$$

We now extend the proof to uncentered measures. Let $\bar{\mu}, \bar{\nu}$ be the centered counterparts of μ, ν . Recall that $W_2^2(\mu, \nu) = \|m - n\|^2 + W_2^2(\bar{\mu}, \bar{\nu})$, and that the transport plan $\bar{\pi} = (\mathbf{p}_1 + m, \mathbf{p}_2 + n)_\# \pi$ is optimal between $\bar{\mu}$ and $\bar{\nu}$. Using the previous estimate as well as a Taylor expansion of $m' \mapsto \|m' - m_\star\|^2$ at m , we get

$$\begin{aligned} S_\varepsilon(\nu, \mu_\star) - S_\varepsilon(\mu, \mu_\star) &= \int \langle G_\Sigma(x - m), y - x \rangle d\bar{\pi}(x, y) + o(W_2(\bar{\mu}, \bar{\nu})) \\ &\quad + \langle 2(m - m_\star), n - m \rangle + o(\|m - n\|). \end{aligned}$$

By Cauchy-Schwarz we get $o(W_2(\bar{\mu}, \bar{\nu})) + o(\|m - n\|) = o(W_2(\mu, \nu))$, therefore

$$\begin{aligned} S_\varepsilon(\nu, \mu_\star) - S_\varepsilon(\mu, \mu_\star) &= \int \langle G_\Sigma(x - m), y - n - x + m \rangle d\pi(x, y) \\ &\quad + \int \langle 2(m - m_\star), y - x \rangle d\pi(x, y) + o(W_2(\mu, \nu)) \\ &= \int \langle G_\Sigma(x - m) + 2(m - m_\star), y - x \rangle d\pi(x, y) \\ &\quad + \int \langle G_\Sigma(x - m), m - n \rangle d\pi(x, y) + o(W_2(\mu, \nu)) \end{aligned}$$

and since $\int \langle G_\Sigma(x - m), m - n \rangle d\pi(x, y) = 0$, we get

$$S_\varepsilon(\nu, \mu_\star) - S_\varepsilon(\mu, \mu_\star) = \int \langle \nabla(f_{\mu, \mu_\star} - f_\mu)(x), y - x \rangle d\pi(x, y) + o(W_2(\mu, \nu)). \quad (3.1)$$

Next, we have that $\xi \in \partial_W E_{\mu_\star}(\mu)$ if and only if for all $\nu \in \mathcal{G}$, there exists an optimal transport plan π between μ and ν such that $S_\varepsilon(\nu, \mu_\star) - S_\varepsilon(\mu, \mu_\star) \geq \int \langle \xi(x), y - x \rangle d\pi(x, y) + o(W_2(\mu, \nu))$. By substituting in (3.1), this last inequality is equivalent to

$$0 \geq \int \langle \xi(x) - \nabla(f_{\mu, \mu_\star} - f_\mu)(x), y - x \rangle d\pi(x, y) + o(W_2(\mu, \nu)),$$

i.e. precisely $\xi - \nabla(f_{\mu, \mu_\star} - f_\mu) \in \partial_{W\iota\mathcal{G}}(\mu)$. Now take $\zeta \in \partial_{W\iota\mathcal{G}}(\mu)$, $v \in L_\mu^2(\mathbb{R}^d)$ an affine vector field, and let $\mu_t = (\text{Id} + tv)_\# \mu$. This defines an absolutely continuous curve such that $\dot{\mu}_t = -\text{div}(\mu_t v)$ for all t . There exists π_t an optimal transport plan between μ and μ_t such that $\int \langle \zeta(x), y - x \rangle d\pi_t(x, y) + o(W_2(\mu, \mu_t)) \leq 0$. We have $W_2(\mu, \mu_t) = O(t)$ and $\int \langle \zeta(x), \frac{y-x}{t} \rangle d\pi_t(x) \rightarrow \int \langle \zeta(x), v(x) \rangle d\mu(x)$ by [ambrosio2008gradient]. Thus

$$\int \left\langle \zeta(x), \frac{y-x}{t} \right\rangle d\pi_t(x) + o(1) = \int \langle \zeta(x), v(x) \rangle d\mu(x) + o(1) \leq 0$$

i.e. $\langle \zeta, v \rangle_{L_\mu^2(\mathbb{R}^d)} \leq 0$. Using the same reasoning with $-v$ yields $\langle \zeta, v \rangle_{L_\mu^2(\mathbb{R}^d)} = 0$. The minimal selection follows from $\nabla(f_{\mu, \mu_\star} - f_\mu)$ being affine, yielding $\|\nabla(f_{\mu, \mu_\star} - f_\mu) + \zeta\|_{L_\mu^2(\mathbb{R}^d)}^2 = \|\nabla(f_{\mu, \mu_\star} - f_\mu)\|_{L_\mu^2(\mathbb{R}^d)}^2 + \|\zeta\|_{L_\mu^2(\mathbb{R}^d)}^2$ which is minimized for $\zeta = 0 \in \partial_{W\iota\mathcal{G}}(\mu)$. \square

3.2 Characterization as the Wasserstein gradient flow of the Sinkhorn divergence

Having proven the existence of solutions to (SWGF), we now make sure they are indeed Wasserstein gradient flows of the functional $S_\varepsilon(\cdot, \mu_\star)$ in the general sense (so far we have obtained solutions as gradient flows of E_{μ_\star} which is constrained to \mathcal{G}). To do so, the only thing to prove is that $\nabla(f_{\mu, \mu_\star} - f_\mu)$ is a Wasserstein subdifferential of the unconstrained functional.

Proposition 3.5. *For any $\mu \in \mathcal{G}$, $\nabla(f_{\mu, \mu_\star} - f_\mu)$ is a Wasserstein subdifferential of $S_\varepsilon(\cdot, \mu_\star)$ at μ .*

Proof. In the proof of [janati2020debiased] it is shown that for any $\nu \in \mathcal{P}(\mathbb{R}^d)$, $S_\varepsilon(\nu, \mu_\star) - S_\varepsilon(\mu, \mu_\star) \geq \int (f_{\mu, \mu_\star} - f_\mu) d(\nu - \mu)$ (the assumption of subgaussianity made in that paper is not necessary for this inequality, which only relies on the suboptimality of well-chosen combinations of the cross and self transport potentials in the dual EOT problem). Taking an optimal transport plan $\pi \in \Pi_o(\mu, \nu)$ and writing $(\mu_t)_{t \in [0, 1]}$ the corresponding geodesic, the previous lower bound reads $\int (f_{\mu, \mu_\star} - f_\mu) d(\nu - \mu) = \int_0^1 \left[\frac{d}{dt} \int (f_{\mu, \mu_\star} - f_\mu) d\mu_t \right] dt$, where we can compute

$$\frac{d}{dt} \int (f_{\mu, \mu_\star} - f_\mu) d\mu_t = \int \langle \nabla(f_{\mu, \mu_\star} - f_\mu)((1-t)x + ty), y - x \rangle d\pi(x, y).$$

Writing $\mu = \mathcal{N}(m, \Sigma)$ and $b := G_\Sigma m + 2(m - m_\star)$ so that $\nabla(f_{\mu, \mu_\star} - f_\mu)(x) = G_\Sigma x + b$ for conciseness, by integrating the previous equation with respect to t we get

$$\int (f_{\mu, \mu_\star} - f_\mu) d(\nu - \mu) = \int \langle G_\Sigma x + b, y - x \rangle d\pi(x, y) + \frac{1}{2} \int \langle G_\Sigma(y - x), y - x \rangle d\pi(x, y).$$

Using Lemma 2.3 and injecting in the first inequality of this proof, we get

$$S_\varepsilon(\nu, \mu_\star) - S_\varepsilon(\mu, \mu_\star) \geq \int \langle \nabla(f_{\mu, \mu_\star} - f_\mu)(x), y - x \rangle d\pi(x, y) - \frac{\lambda_{\max}(\Sigma_\star)}{2\varepsilon} W_2^2(\mu, \nu)$$

which allows us to conclude. \square

3.3 EVI and uniqueness for a class of regular measures

Considering that λ -convexity of the Sinkhorn divergence is challenging to obtain on $\mathcal{P}_2(\mathbb{R}^d)$, we prove uniqueness on a subclass \mathcal{R} of regular measures, with strongly concave and smooth log densities as defined below. This class contains all non-singular Gaussian measures (but not singular ones), and is a subset of the subgaussian measures.

Definition 3.6. *We define \mathcal{R} as the class of probability measures $\mu \in \mathcal{P}_2(\mathbb{R}^d)$ having a Lebesgue density proportional to $\exp(-V)$ where $V: \mathbb{R}^d \rightarrow \mathbb{R}$ is twice continuously differentiable and such that there exist $\alpha_\mu, \beta_\mu > 0$ such that $\alpha_\mu \text{Id} \preceq \nabla^2 V \preceq \beta_\mu \text{Id}$.*

We start with a result akin to Proposition 3.5, but on \mathcal{R} rather than \mathcal{G} , which will allow us to state an EVI (2.2) to obtain uniqueness on \mathbb{R} .

Proposition 3.7. For $\Sigma_\star \in \mathbb{S}_{++}^d$ and $\mu \in \mathcal{R}$, for all $\nu \in \mathcal{P}_2(\mathbb{R}^d)$,

$$S_\varepsilon(\nu, \mu_\star) - S_\varepsilon(\mu, \mu_\star) \geq \int \langle \nabla(f_{\mu, \mu_\star} - f_\mu)(x), y - x \rangle d\pi(x, y) - \frac{\lambda_{\max}(\Sigma_\star)}{2\tilde{\varepsilon}} W_2^2(\mu, \nu).$$

Proof. For any $\nu \in \mathcal{P}_2(\mathbb{R}^d)$, as in the previous proof we take $(\mu_t)_{t \in [0,1]}$ a geodesic corresponding to a plan $\pi \in \Pi_o(\mu, \nu)$ and write

$$S_\varepsilon(\nu, \mu_\star) - S_\varepsilon(\mu, \mu_\star) \geq \int_0^1 \int \langle \nabla(f_{\mu, \mu_\star} - f_\mu)(x_t), y - x \rangle d\pi(x, y) dt,$$

where in the integral we write $x_t = (1-t)x + ty$ for conciseness. Now write

$$\nabla(f_{\mu, \mu_\star} - f_\mu)(x_t) = \nabla(f_{\mu, \mu_\star} - f_\mu)(x) + \int_0^t \nabla^2(f_{\mu, \mu_\star} - f_\mu)(x_s)(y - x) ds$$

With the definition of \mathcal{R} we can apply [chewi2023entropic], yielding that

$$\nabla^2(f_{\mu, \mu_\star} - f_\mu) \succeq \frac{\varepsilon}{2} \left[\alpha_\mu \left(\sqrt{1 + \frac{16}{\varepsilon^2 \beta_\mu \alpha_\mu}} - 1 \right) + \beta_\mu \left(1 - \sqrt{1 + \frac{16}{\varepsilon^2 \beta_\mu \alpha_\mu}} \right) \right] \text{Id}, \quad (3.2)$$

where α_μ, β_μ are as in Definition 3.6, and $\alpha_{\mu_\star} = \lambda_{\min}(\Sigma_\star^{-1}) = \frac{1}{\lambda_{\max}(\Sigma_\star)}$. Note that the first term of the sum between square brackets is non-negative, and the second term can be bounded below by $-\frac{8}{\varepsilon^2 \alpha_{\mu_\star}}$ (the function $x \mapsto x(1 - \sqrt{1 + \frac{a}{x}})$ is decreasing and converges to $-\frac{a}{2}$ as $x \rightarrow +\infty$). We thus get $\nabla^2(f_{\mu, \mu_\star} - f_\mu) \succeq -\frac{\lambda_{\max}(\Sigma_\star)}{\tilde{\varepsilon}} \text{Id}$, so that when taking the scalar product of (3.2) with $y - x$ we obtain

$$\langle \nabla(f_{\mu, \mu_\star} - f_\mu)(x_t), y - x \rangle \geq \langle \nabla(f_{\mu, \mu_\star} - f_\mu)(x), y - x \rangle - \frac{\lambda_{\max}(\Sigma_\star)}{\tilde{\varepsilon}} t \|y - x\|^2.$$

Injecting in the first inequality of this proof, we get

$$S_\varepsilon(\nu, \mu_\star) - S_\varepsilon(\mu, \mu_\star) \geq \int \langle \nabla(f_{\mu, \mu_\star} - f_\mu)(x), y - x \rangle d\pi(x, y) - \frac{\lambda_{\max}(\Sigma_\star)}{2\tilde{\varepsilon}} W_2^2(\mu, \nu),$$

proving the claim. \square

We are now ready to state the EVI and uniqueness.

Theorem 3.8 (EVI on a regular class of measures). *Let $(\mu_t)_t$ be an absolutely continuous curve in (\mathcal{R}, W_2) solution of (SWGF). Then for all $\nu \in \mathcal{P}_2(\mathbb{R}^d)$, it holds*

$$\frac{d}{dt} \frac{1}{2} W_2^2(\mu_t, \nu) \leq S_\varepsilon(\nu, \mu_\star) - S_\varepsilon(\mu_t, \mu_\star) + \frac{\lambda_{\max}(\Sigma_\star)}{2\tilde{\varepsilon}} W_2^2(\mu_t, \nu).$$

In particular, fixing the initial datum to be $\mu_0 \in \mathcal{G}$, such a curve $(\mu_t)_t$ is unique, stays in \mathcal{G} and is a Wasserstein gradient flow of $S_\varepsilon(\cdot, \mu_\star)$.

Proof. We have by [ambrosio2008gradient] that

$$\frac{d}{dt} \frac{1}{2} W_2^2(\mu_t, \nu) = \int \langle \nabla(f_{\mu_t, \mu_\star} - f_{\mu_t})(x), y - x \rangle d\pi_t''(x, y)$$

for some $\pi_t'' \in \Pi_o(\mu_t, \nu)$. By injecting the inequality given by Proposition 3.7, we get the EVI, and the uniqueness follows (as explained in Section 2.1). \square

Remark 3.9 (Difficulties with a general uniqueness result). In our proof, as in the proof of λ -convexity of S_ε in the case of compactly supported measures [carlier2024displacement], a key ingredient is the regularity of the Schrödinger potentials. To prove uniqueness of the flow on the entirety of $\mathcal{P}_2(\mathbb{R}^d)$, one would most likely need to obtain similar smoothness results in this more general case, and it is not yet known whether this is possible. Similarly, deriving a stability result for the Schrödinger map $(\mu, \nu) \mapsto (f_{\mu, \nu}, g_{\mu, \nu})$, as done in [carlier2024displacement] in the compact setting, would be a powerful tool to control $\nabla(f_{\mu_t, \mu_\star} - f_{\mu_t})$ and hence prove that $(\mu_t)_t$ stays in \mathcal{R} (and thus in \mathcal{G}) whenever $\mu_0 \in \mathcal{G}$.

4 Flow in the Bures–Wasserstein space and convergence

From the results of Section 3, we can now focus our analysis on the solution of (SWGF) that stays in the space of Gaussian distributions. Using Section 2.2, we write the evolution equation of the corresponding means and covariance matrices, and use this expression to obtain convergence results.

4.1 General results

We start this section with our main result, writing the mean and covariance evolutions and giving a sufficient condition for convergence (the non-singularity of the initial measure) and characterizing precisely the limit points in general.

Theorem 4.1. *The unique Gaussian solution of (SWGF) starting at $\mu_0 = \mathcal{N}(m_0, \Sigma_0)$ is given by $\mu_t = \mathcal{N}(m_t, \Sigma_t)$ with $m_t = m_\star + e^{-2t}(m_0 - m_\star)$ and Σ_t solution of*

$$\dot{\Sigma}_t = -(G_{\Sigma_t} \Sigma_t + \Sigma_t G_{\Sigma_t}) \quad (4.1)$$

initialized at Σ_0 . Additionally, we have:

- (a) *If Σ_0 is invertible, so is Σ_t for a.e. t , and conversely if Σ_0 is singular then so is Σ_t for a.e. t .*
- (b) *The curve $(\Sigma_t)_t$ is bounded, and as $t \rightarrow +\infty$, $\Sigma_t \rightarrow P \text{diag}((\lambda_i)_i) P^T$ where $\Sigma_\star = P \text{diag}((\lambda_i^\star)_i) P^T$ and $\lambda_i \in \{0, \lambda_i^\star\}$ for all i . If Σ_0 is invertible, then $\Sigma_t \rightarrow \Sigma_\star$.*
- (c) *The energy dissipation equality $\frac{d}{dt} \mathcal{B}_\varepsilon(\Sigma_t, \Sigma_\star) = -\text{Tr}(G_{\Sigma_t} \Sigma_t G_{\Sigma_t})$ holds for a.e. t .*

Note that this theorem gives Theorem 1.1 (a) and (b), since for Gaussian distributions, convergence of the means and of the covariances is enough to get convergence of the measures for W_2 , and if Σ_0 is singular, then Σ_t cannot converge to a non-singular matrix.

Remark 4.2 (Link with the Bures–Wasserstein geometry). The space of covariance matrices endowed with the Bures–Wasserstein distance is a Riemannian manifold [takatsu2011wasserstein, bhatia2019bures]. The Bures–Wasserstein gradient of a functional E can be computed as $\nabla_{BW}E(\Sigma) = 2(\nabla E(\Sigma)\Sigma + \Sigma\nabla E(\Sigma))$, where we distinguish the Bures–Wasserstein gradient ∇_{BW} from the Euclidean gradient ∇ (see Appendix B). Thus, since $\nabla_1\mathcal{B}(\Sigma, \Sigma_\star) = \frac{1}{2}G_\Sigma$ as given by Proposition 2.1, the evolution (4.1) indeed corresponds the Bures–Wasserstein gradient flow of $E = \mathcal{B}_\varepsilon(\cdot, \Sigma_\star)$, i.e. $\dot{\Sigma}_t = -\nabla_{BW}(\Sigma_t)$. We will use this fact to prove the convergence of the flow thanks to Lemma B.1. Note also that the energy dissipation equality (c) reads $\frac{d}{dt}E(\Sigma_t) = -\mathbf{g}_{\Sigma_t}(\dot{\Sigma}_t, \dot{\Sigma}_t)$, where \mathbf{g} is the Bures–Wasserstein metric tensor as defined in Appendix B.

First, we prove the expression of the flow and its properties at finite t , and we postpone the proof regarding the convergence as we will need extra lemmas.

Proof of (4.1), (a) and (c). We write for conciseness $G_t = G_{\Sigma_t}$ and $v_t = \nabla(f_{\mu_t, \mu_\star} - f_{\mu_t})$. Then we have $\dot{m}_t = \frac{d}{dt} \int x d\mu_t(x) = - \int v_t(x) d\mu_t(x)$, and thus $\dot{m}_t = -G_t(m_t - m_\star) - 2(m_t - m_\star) = 2(m_\star - m_t)$. The expression on m_t follows. Note that we can now write $v_t = G_t(x - m_t) - \dot{m}_t$. For Σ_t , we write $M_t = \int xx^T d\mu_t(x) = \Sigma_t + m_t m_t^T$ and we have $\dot{M}_t = - \int (xv_t(x)^T + v_t(x)x^T) d\mu_t(x)$. Then compute $\int v_t(x)x^T d\mu_t(x) = \int (G_t(x - m_t) - \dot{m}_t)x^T d\mu_t(x) = G_t(M_t - m_t m_t^T) - \dot{m}_t m_t^T$. Hence,

$$\dot{M}_t = -(G_t(M_t - m_t m_t^T) + (M_t - m_t m_t^T)G_t) + \dot{m}_t m_t^T + m_t \dot{m}_t^T.$$

Using $\Sigma_t = M_t - m_t m_t^T$ and $\dot{\Sigma}_t = \dot{M}_t - \dot{m}_t m_t^T - m_t \dot{m}_t^T$, we deduce (4.1).

It follows that $\frac{d}{dt} \det(\Sigma_t) = \text{Tr}(\dot{\Sigma}_t \text{adj}(\Sigma_t)) = -2 \text{Tr}(G_{\Sigma_t}) \det(\Sigma_t)$ (where adj denotes the adjugate matrix), giving $\det(\Sigma_t) = \exp\left(-\int_0^t \text{Tr}(G_{\Sigma_s}) ds\right) \det(\Sigma_0)$. Since $s \mapsto \text{Tr}(G_{\Sigma_s})$ is bounded (Lemma 2.3), we get (a). Finally, applying the chain rule, $\frac{d}{dt} \mathcal{B}_\varepsilon(\Sigma_t, \Sigma_\star) = \text{Tr}(\dot{\Sigma}_t \frac{1}{2} G_{\Sigma_t}) = -\text{Tr}(G_{\Sigma_t} \Sigma_t G_{\Sigma_t})$ i.e. (c). Note that this could also be obtained from [ambrosio2008gradient], using the convexity of $S_\varepsilon(\cdot, \mu_\star)$ on the space of Gaussian measures given by Theorem 3.2. \square

As the flow on the means has an explicit expression that converges exponentially to the target mean, and is independent from the flow on the covariances, we now assume all measures to be centered and focus on the convergence of the covariance. To obtain the result, we use Lemmas 4.3 and 4.4 below, respectively giving convergence to a critical point and characterizing such points.

Lemma 4.3. *Let $(\Sigma_t)_t$ follow the flow (4.1). Then it is bounded and converges to some Σ_∞ , which must be a critical point in the sense that $G_{\Sigma_\infty} \Sigma_\infty G_{\Sigma_\infty} = 0$.*

Proof. That $(\Sigma_t)_t$ is bounded comes from the fact that the sublevel sets of $\mathcal{B}_\varepsilon(\cdot, \Sigma_\star)$ are bounded and that this functional decreases over the flow by Theorem 4.1 (c). To see that the sublevel sets are bounded, writing the expression of \mathcal{B}_ε given in Proposition 2.1 in

terms of eigenvalues, we have

$$\begin{aligned} \mathcal{B}_\varepsilon(\Sigma, \Sigma_\star) &= \frac{\varepsilon}{2} \sum_i \left[\log(\sqrt{4\alpha_i + \frac{\varepsilon^2}{4}} + \frac{\varepsilon}{2}) - \frac{1}{2} \log(\sqrt{4\lambda_i^2 + \frac{\varepsilon^2}{4}} + \frac{\varepsilon}{2}) \right] \\ &\quad + \sum_i \left[\frac{1}{2} \sqrt{4\lambda_i^2 + \frac{\varepsilon^2}{4}} - \sqrt{4\alpha_i + \frac{\varepsilon^2}{4}} \right] - \frac{1}{2} B_\varepsilon(\Sigma_\star, \Sigma_\star) \end{aligned} \quad (4.2)$$

where $(\alpha_i)_i$ are the eigenvalues of $\Sigma_\star^{\frac{1}{2}} \Sigma \Sigma_\star^{\frac{1}{2}}$ and $(\lambda_i)_i$ that of Σ . Considering that $\alpha_i \leq \lambda_{\max}(\Sigma) \lambda_{\max}(\Sigma_\star)$ for all i , taking $\lambda_{\max}(\Sigma) \rightarrow +\infty$ we get that the leading term is equivalent to $\lambda_{\max}(\Sigma)$, making $\mathcal{B}_\varepsilon(\Sigma, \Sigma_\star)$ also diverge to $+\infty$, yielding bounded sublevel sets. Seeing that this function is analytic, one can use Lojasiewicz-type arguments to obtain convergence to a limit, see Lemma B.1. Additionally, using Lemma 2.3, $(\dot{\Sigma}_t)_t$ is bounded and thus $t \mapsto \Sigma_t$ is uniformly continuous, therefore $t \mapsto \text{Tr}(G_{\Sigma_t} \Sigma_t G_{\Sigma_t})$ is uniformly continuous. In addition, for all t we have $\int_0^t \text{Tr}(G_{\Sigma_s} \Sigma_s G_{\Sigma_s}) ds = \mathcal{B}_\varepsilon(\mu_0, \mu_\star) - \mathcal{B}_\varepsilon(\mu_t, \mu_\star) \leq \mathcal{B}_\varepsilon(\mu_0, \mu_\star)$ by Theorem 4.1 (c), yielding $\int_0^{+\infty} \text{Tr}(G_{\Sigma_s} \Sigma_s G_{\Sigma_s}) ds < +\infty$. It follows that $\text{Tr}(G_{\Sigma_t} \Sigma_t G_{\Sigma_t}) \rightarrow 0$ as $t \rightarrow +\infty$. Thus, accumulation points must satisfy $\text{Tr}(G_{\Sigma_\infty} \Sigma_\infty G_{\Sigma_\infty}) = 0$, which implies that the matrix in the trace is null since it is positive semidefinite. \square

Lemma 4.4. *A covariance Σ is critical in the sense of Lemma 4.3 if and only if it is of the form $P \text{diag}((\lambda_i)_i) P^T$, where P is such that $\Sigma_\star = P \text{diag}((\lambda_i^\star)_i) P^T$ and $\lambda_i \in \{0, \lambda_i^\star\}$.*

Proof. If $G_\Sigma \Sigma G_\Sigma = (G_\Sigma \Sigma^{\frac{1}{2}})(G_\Sigma \Sigma^{\frac{1}{2}})^T = 0$, we have $G_\Sigma \Sigma^{\frac{1}{2}} = \Sigma^{\frac{1}{2}} G_\Sigma = 0$ and thus

$$G_\Sigma \Sigma = \Sigma G_\Sigma = 0. \quad (4.3)$$

For the sake of conciseness, for $X \in \mathbb{S}_+^d$ we denote $J(X) = ((X + \tilde{\varepsilon}^2 \text{Id})^{\frac{1}{2}} + \tilde{\varepsilon} \text{Id})^{-1}$, this way $G_\Sigma = \Sigma_\star^{\frac{1}{2}} J(\Sigma_\star^{\frac{1}{2}} \Sigma \Sigma_\star^{\frac{1}{2}}) \Sigma_\star^{\frac{1}{2}} - \Sigma J(\Sigma^2)$ and thus (4.3) writes

$$\Sigma_\star^{\frac{1}{2}} J(\Sigma_\star^{\frac{1}{2}} \Sigma \Sigma_\star^{\frac{1}{2}}) \Sigma_\star^{\frac{1}{2}} \Sigma = \Sigma \Sigma_\star^{\frac{1}{2}} J(\Sigma_\star^{\frac{1}{2}} \Sigma \Sigma_\star^{\frac{1}{2}}) \Sigma_\star^{\frac{1}{2}} = \Sigma^2 J(\Sigma^2). \quad (4.4)$$

Since we always have $J(X)X = XJ(X)$, taking $X = \Sigma_\star^{\frac{1}{2}} \Sigma \Sigma_\star^{\frac{1}{2}}$ and multiplying by $\Sigma_\star^{\frac{1}{2}}$ on both sides, we get

$$\Sigma_\star^{\frac{1}{2}} J(\Sigma_\star^{\frac{1}{2}} \Sigma \Sigma_\star^{\frac{1}{2}}) \Sigma_\star^{\frac{1}{2}} \Sigma \Sigma_\star = \Sigma_\star \Sigma \Sigma_\star^{\frac{1}{2}} J(\Sigma_\star^{\frac{1}{2}} \Sigma \Sigma_\star^{\frac{1}{2}}) \Sigma_\star^{\frac{1}{2}}.$$

Injecting (4.4) in the above equation, we get $\Sigma^2 J(\Sigma^2) \Sigma_\star = \Sigma_\star \Sigma^2 J(\Sigma^2)$, which implies that Σ_\star and $\Sigma^2 J(\Sigma^2)$ can be codiagonalized, and since the latter is diagonalizable exactly in the same bases as Σ , we deduce that Σ_\star and Σ are codiagonalisable. We thus have an orthonormal P such that $\Sigma = P \text{diag}((\lambda_i)_i) P^T$, $\Sigma_\star = P \text{diag}((\lambda_i^\star)_i) P^T$ and therefore $G_\Sigma \Sigma = P \text{diag}((\ell_i)_i) P^T$ with

$$\ell_i = \lambda_i \left(\frac{\lambda_i^\star}{\sqrt{\lambda_i^\star \lambda_i + \tilde{\varepsilon}^2} + \tilde{\varepsilon}} - \frac{\lambda_i}{\sqrt{\lambda_i^2 + \tilde{\varepsilon}^2} + \tilde{\varepsilon}} \right).$$

Since $\ell_i = 0$ for all i , either $\lambda_i = 0$ or $\left[\lambda_i^* \sqrt{\lambda_i^2 + \tilde{\varepsilon}^2} - \lambda_i \sqrt{\lambda_i^* \lambda_i + \tilde{\varepsilon}^2}\right] + \tilde{\varepsilon}(\lambda_i^* - \lambda_i) = 0$, and since the two terms in this sum have the same sign, this last condition is equivalent to $\lambda_i = \lambda_i^*$.

Conversely, if Σ is of the given form then the above computation shows $G_\Sigma \Sigma = 0$ and thus that Σ is critical. \square

We can now prove the asymptotic behavior announced in Theorem 4.1.

Proof of Theorem 4.1 (b). Applying Lemma 4.3 and Lemma 4.4 yields the first part of the statement. Thus we have $\Sigma_t \rightarrow \Sigma_\infty = P \text{diag}((\lambda_i)_i) P^T$ with $\lambda_i \in \{0, \lambda_i^*\}$. Taking Σ_0 to be invertible, we look for a contradiction by assuming that the set \mathcal{I} of indices i such that $\lambda_i = 0$ and $\lambda_i^* \neq 0$ is non-empty. By the continuity of $\Sigma \mapsto G_\Sigma$, we have that G_{Σ_t} converges to $P \text{diag}((\ell_i)_i) P^T$ with

$$\begin{aligned} \ell_i &= \frac{\lambda_i}{\sqrt{\lambda_i^2 + \tilde{\varepsilon}^2} + \tilde{\varepsilon}} - \frac{\lambda_i^*}{\sqrt{\lambda_i \lambda_i^* + \tilde{\varepsilon}^2} + \tilde{\varepsilon}} \\ &= \begin{cases} 0 & \text{if } \lambda_i = \lambda_i^*, \\ -\frac{\lambda_i^*}{2\tilde{\varepsilon}} & \text{if } \lambda_i = 0 \neq \lambda_i^*. \end{cases} \end{aligned}$$

By continuity of the trace, we therefore have

$$\text{Tr}(G_{\Sigma_t}) \rightarrow \sum_{i \in \mathcal{I}} -\frac{\lambda_i^*}{2\tilde{\varepsilon}} < 0. \quad (4.5)$$

Using Theorem 4.1 (a) we can write for a.e. t that $\frac{d}{dt} \log \det(\Sigma_t) = -\text{Tr}(G_{\Sigma_t})$, which is positive for t large enough because of (4.5). It results that $(\log \det(\Sigma_t))_t$ is lower bounded, so by continuity $\log \det(\Sigma_\infty) > -\infty$, which contradicts the fact that there are i such that $\lambda_i = 0$. \square

4.2 Study of the case where Σ_0 and Σ_\star commute

In this section, we assume that Σ_0 and Σ_\star commute and can thus be diagonalized in the same orthonormal basis P , i.e. $\Sigma_0 = P \text{diag}((\lambda_i^0)_i) P^T$ and $\Sigma_\star = P \text{diag}((\lambda_i^*)_i) P^T$. That assumption reduces the evolution (4.1) to d evolutions in \mathbb{R} (for the d eigenvalues), which allows us to obtain convergence rates. This is summarized in the proposition below.

Proposition 4.5. *Under the assumption above, the evolution (4.1) can be written $\Sigma_t = P \text{diag}((\lambda_i(t))_i) P^T$, where for every i , $\lambda_i(0) = \lambda_i^0$ and for a.e. t holds*

$$\frac{d}{dt} \lambda_i(t) = 4\lambda_i(t) \left(\frac{\lambda_i^*}{\sqrt{\lambda_i^* \lambda_i(t) + \tilde{\varepsilon}^2} + \tilde{\varepsilon}} - \frac{\lambda_i(t)}{\sqrt{\lambda_i(t)^2 + \tilde{\varepsilon}^2} + \tilde{\varepsilon}} \right). \quad (4.6)$$

Additionally, we have the following convergence rates for the eigenvalues:

- (a) If $\lambda_i^* > 0$, then $|\lambda_i(t) - \lambda_i^*| \leq e^{-C_i^a t} |\lambda_i^0 - \lambda_i^*|$
- (b) If $\lambda_i^* = 0$, then $|\lambda_i(t) - \lambda_i^*| = \lambda_i(t) \leq \frac{\lambda_i^0}{1 + \lambda_i^0 C_i^b t}$

where

$$C_i^a = \frac{4\tilde{\varepsilon} \min(\lambda_i^*, \lambda_i^0)}{(\sqrt{\lambda_i^* \max(\lambda_i^0, \lambda_i^*)} + \tilde{\varepsilon}^2 + \tilde{\varepsilon})(\sqrt{\max(\lambda_i^0, \lambda_i^*)^2 + \tilde{\varepsilon}^2 + \tilde{\varepsilon}})},$$

$$C_i^b = \frac{4}{\sqrt{(\lambda_i^0)^2 + \tilde{\varepsilon}^2 + \tilde{\varepsilon}}}.$$

This translates to the following estimate on the functional:

$$S_\varepsilon(\mu_t, \mu_\star) \leq \sum_{\lambda_i^* > 0} L_i e^{-C_i^a t} |\lambda_i^0 - \lambda_i^*| + \sum_{\lambda_i^* = 0} L_i \frac{\lambda_i^0}{1 + \lambda_i^0 C_i^b t} \quad (4.7)$$

with $L_i = 2(1 + \frac{\lambda_i^*}{\tilde{\varepsilon}})$.

Note that in the evolution (4.6), if $\lambda_i^0 = 0$ then $\lambda_i(t) = 0$ for all t (and $C_i^a = 0$). Convergence to the target is therefore only possible if for all i such that $\lambda_i^0 = 0$, we also have $\lambda_i^* = 0$, i.e. if $\ker(\Sigma_0) \subseteq \ker(\Sigma_\star)$ or equivalently that $\text{supp}(\mu_\star) \subseteq \text{supp}(\mu_0)$. In that case, the estimate (4.7) shows that convergence is exponential whenever the second term is null, i.e. when $\lambda_i^* = 0$ implies $\lambda_i^0 = 0$ or equivalently $\text{supp}(\mu_0) \subseteq \text{supp}(\mu_\star)$, and sublinear otherwise. This is precisely what we announced in Theorem 1.1 (c).

Proof. One can differentiate $\lambda \mapsto 4\lambda \left(\frac{\lambda_i^*}{\sqrt{\lambda_i^* \lambda + \tilde{\varepsilon}^2 + \tilde{\varepsilon}}} - \frac{\lambda}{\sqrt{\lambda^2 + \tilde{\varepsilon}^2 + \tilde{\varepsilon}}} \right)$ and see that its derivative is bounded on \mathbb{R}_+ , giving local existence of solutions to (4.6) by Cauchy-Lipschitz. One can also show that if $\lambda_i(t) \geq \lambda_i^*$ then $\frac{d}{dt} \lambda_i(t) \leq 0$ and vice versa, meaning a solution is monotone and bounded between λ_i^0 and λ_i^* , allowing to extend it to all non-negative t . Then observe that the right-hand side of (4.6) describes exactly the diagonal coefficients of $-(G_{\Sigma_t} \Sigma_t + \Sigma_t G_{\Sigma_t}) = -2G_{\Sigma_t} \Sigma_t$ in basis P , yielding the solution by uniqueness of the flow. For the convergence rate (a), if $\lambda_i^0 \geq \lambda_i^*$ and thus $\lambda_i(t) \geq \lambda_i^*$ for all t , we write

$$\frac{d}{dt}(\lambda_i(t) - \lambda_i^*) = 4\lambda_i(t) \frac{\lambda_i^* \sqrt{\lambda_i(t)^2 + \tilde{\varepsilon}^2} - \lambda_i(t) \sqrt{\lambda_i^* \lambda_i(t) + \tilde{\varepsilon}^2} + \tilde{\varepsilon}(\lambda_i^* - \lambda_i(t))}{(\sqrt{\lambda_i^* \lambda_i(t) + \tilde{\varepsilon}^2 + \tilde{\varepsilon}})(\sqrt{\lambda_i(t)^2 + \tilde{\varepsilon}^2 + \tilde{\varepsilon}})}.$$

The numerator is bounded above by $\tilde{\varepsilon}(\lambda_i^* - \lambda_i(t))$ (which is non-positive), $\lambda_i(t) \geq \lambda_i^*$, and the denominator is bounded above by $(\sqrt{\lambda_i^* \lambda_i^0 + \tilde{\varepsilon}^2 + \tilde{\varepsilon}})(\sqrt{(\lambda_i^0)^2 + \tilde{\varepsilon}^2 + \tilde{\varepsilon}})$. By Gronwall's lemma, we get $\lambda_i(t) - \lambda_i^* \leq e^{-C_i t}(\lambda_i^0 - \lambda_i^*)$ with $C_i = 4 \frac{\tilde{\varepsilon} \lambda_i^*}{(\sqrt{\lambda_i^* \lambda_i^0 + \tilde{\varepsilon}^2 + \tilde{\varepsilon}})(\sqrt{(\lambda_i^0)^2 + \tilde{\varepsilon}^2 + \tilde{\varepsilon}})}$.

With a similar reasoning when $\lambda_i^0 \leq \lambda_i^*$, we get $\lambda_i^* - \lambda_i(t) \leq e^{-C_i' t}(\lambda_i^* - \lambda_i^0)$ with $C_i' = 4 \frac{\tilde{\varepsilon} \lambda_i^0}{(\sqrt{(\lambda_i^*)^2 + \tilde{\varepsilon}^2 + \tilde{\varepsilon}})(\sqrt{(\lambda_i^0)^2 + \tilde{\varepsilon}^2 + \tilde{\varepsilon}})}$. Combining these two cases yields the estimate. For (b), with λ_i^* the equation (4.6) simplifies to

$$\frac{d}{dt} \lambda_i(t) = -4 \frac{\lambda_i(t)^2}{\sqrt{\lambda_i(t)^2 + \tilde{\varepsilon}^2 + \tilde{\varepsilon}}}$$

which gives that the flow decreases and thus we get $\frac{d}{dt} \lambda_i(t) \leq -C_i^b \lambda_i(t)^2$. Writing $u(t) = \frac{\lambda_i^0}{1 + \lambda_i^0 C_i^b t}$ the solution to $u(0) = \lambda_i^0$, $\frac{d}{dt} u(t) = -C_i^b u(t)^2$, we get $\frac{d}{dt}(\lambda_t - u_t) \leq -C_i^b(\lambda_i(t) +$

$u(t))(\lambda_i(t) - u(t))$ and applying Gronwall's lemma gives $\lambda_i(t) - u(t) \leq \exp(-C_i^b \int_0^t (\lambda_i(s) + u(s)) ds)(\lambda_i(0) - u(0)) = 0$ i.e. (b) holds.

For the estimate on the functional, we rewrite (4.2) under our commuting assumption, yielding

$$\begin{aligned} \mathcal{B}_\varepsilon(\Sigma, \Sigma_\star) &= \frac{\varepsilon}{2} \sum_i \left[\log(\sqrt{4\lambda_i^* \lambda_i + \frac{\varepsilon^2}{4}} + \frac{\varepsilon}{2}) - \frac{1}{2} \log(\sqrt{4\lambda_i^2 + \frac{\varepsilon^2}{4}} + \frac{\varepsilon}{2}) \right] \\ &\quad + \sum_i \left[\frac{1}{2} \sqrt{4\lambda_i^2 + \frac{\varepsilon^2}{4}} - \sqrt{4\lambda_i^* \lambda_i + \frac{\varepsilon^2}{4}} \right] - \frac{1}{2} B_\varepsilon(\Sigma_\star, \Sigma_\star). \end{aligned}$$

Using the fact that, on \mathbb{R}_+ , $\frac{\varepsilon}{2} \log(\cdot + \frac{\varepsilon}{2})$ is 1-Lipschitz, $\sqrt{4(\cdot)^2 + \frac{\varepsilon^2}{4}}$ is 2-Lipschitz, and $\sqrt{4\lambda_i^*(\cdot) + \frac{\varepsilon^2}{4}}$ is $\frac{\lambda_i^*}{\varepsilon}$ -Lipschitz, we get that the expression above is L_i -Lipschitz in λ_i . Using the estimates on $|\lambda_i(t) - \lambda_i^*|$ and summing on i , we get (4.7). \square

We finish this case study with a remark about the optimality of the flow map.

Remark 4.6 (Optimality of the flow map). A continuity equation $\mu_t = \operatorname{div}(\mu_t v_t)$, granted $(v_t)_t$ is smooth enough, induces a flow map, $\Phi : [0, +\infty) \times \mathbb{R}^d \rightarrow \mathbb{R}^d$ defined so that $t \mapsto x_t := \Phi(t, x)$ is the solution of $\dot{x}_t = -v_t(x_t)$ with $x_0 = x$. The flow can then be written $\mu_t = \Phi(t, \cdot)_\# \mu_0$. For our evolution (SWGF) under the assumption of this section, since the potentials are affine and that we can diagonalize the covariances in a fixed basis, a simple computation shows that the flow map at t is given by $\Phi(t, x) = \Sigma_t^{\frac{1}{2}} \Sigma_0^{-\frac{1}{2}} x$, which is precisely the Monge map between μ_0 and μ_t [peyr  2019computational]. This is an intuitive result given that the evolution behaves like in one-dimension and is monotone.

This observation remains interesting since multiple state-of-the-art generative models use such a flow map to transport a source distribution to a target (which is the long-time limit of the flow), such as diffusion models [song2021scorebased] and flow matching models [lipman2023flow]. A natural question from an optimal transport viewpoint is whether the limiting flow map $\Phi(\infty, \cdot)$ solves the optimal transport problem, since this can give numerical methods to build Monge maps. For the Fokker-Planck equation arising in Diffusion models, this has been proven true for a Gaussian source [khrulkov2022understanding], however the result does not hold for all initial measures [lavanant2022flow]. Some works also build Monge maps from flow matching models, e.g. [kornilov2024optimal].

5 Numerical illustrations

In this section we simulate the flow numerically to observe its behavior and compare it to the theory. Firstly we expose the discretization scheme we used and prove its convergence to the flow, and then show the results of the experiments. The code is available online¹.

¹https://github.com/mhardion/gaussian_sinkhorn_flow

5.1 Explicit time-discretization scheme

While in the general theory, the classical time-discretization scheme used to obtain existence (the JKO scheme) is time-implicit, for numerical purposes an explicit scheme is much simpler to implement. We will consider only centered Gaussians since the flow of the means has a closed-form expression. Taking a Taylor expansion in (SWGF), for some time step $\tau > 0$, integer k and a smooth function φ we get

$$\begin{aligned} \int \varphi d\mu_{(k+1)\tau} &= \int (\varphi - \tau \langle \nabla \varphi, \nabla (f_{\mu_{k\tau}, \mu_\star} - f_{\mu_{k\tau}}) \rangle) d\mu_{k\tau} + o(\tau) \\ &= \int \varphi \circ (\text{Id} - \tau \nabla (f_{\mu_{k\tau}, \mu_\star} - f_{\mu_{k\tau}})) d\mu_{k\tau} + o(\tau) \\ &= \int \varphi d(\text{Id} - \tau \nabla (f_{\mu_{k\tau}, \mu_\star} - f_{\mu_{k\tau}}))_{\#} \mu_{k\tau} + o(\tau) \end{aligned}$$

which yields naturally the recursive scheme

$$\mu_{k+1}^\tau = (\text{Id} - \tau \nabla (f_{\mu_k^\tau, \mu_\star} - f_{\mu_k^\tau}))_{\#} \mu_k^\tau. \quad (5.1)$$

Whenever μ_k^τ is Gaussian, since $\nabla (f_{\mu_k^\tau, \mu_\star} - f_{\mu_k^\tau})$ is affine, μ_{k+1}^τ will also be in \mathcal{G} , and thus all iterations will stay in \mathcal{G} if μ_0 is Gaussian. Note that the scheme (5.1) can be rephrased over the covariances as

$$\Sigma_{k+1}^\tau = (\text{Id} - \tau G_{\Sigma_k^\tau}) \Sigma_k^\tau (\text{Id} - \tau G_{\Sigma_k^\tau}), \quad (5.2)$$

yielding a straightforward implementation in closed form. We now show that this discrete scheme (interpolated appropriately) converges to the flow when $\tau \rightarrow 0$.

Lemma 5.1. *Let $\mu_0 \in \mathcal{G}$. For $\tau > 0$, consider the scheme (5.1) initialized by $\mu_0^\tau = \mu_0$. For some $T > 0$, write $(\mu_t^\tau)_{t \in [0, T]}$ the piecewise constant interpolation of this scheme up until $k = \lfloor \frac{T}{\tau} \rfloor$. Then $(\mu_t^\tau)_{t \in [0, T]}$ converges uniformly in Wasserstein distance to the Gaussian solution $(\mu_t)_t$ of (SWGF).*

Proof. We consider the covariances given by (5.2). For a fixed $T > 0$, the iterates $(\Sigma_k^\tau)_{0 \leq k \leq T/\tau}$ are bounded independently of τ : indeed, by Lemma 2.3, we get $\|\Sigma_{k+1}^\tau\|_{\text{op}} \leq (1 + \tau \frac{\lambda_{\max}(\Sigma_\star)}{\varepsilon})^2 \|\Sigma_k^\tau\|_{\text{op}}$ and thus $\|\Sigma_k^\tau\|_{\text{op}} \leq (1 + \tau \frac{\lambda_{\max}(\Sigma_\star)}{\varepsilon})^{2T/\tau} \|\Sigma_0\|_{\text{op}}$ which converges to $\exp(2T \lambda_{\max}(\Sigma_\star)/\varepsilon)$ as $\tau \rightarrow 0$ and is thus bounded by a constant independent of τ when it is small enough. Additionally, define the “one-step method” $\Phi : (\Sigma, \tau) \mapsto -(G_\Sigma \Sigma + \Sigma G_\Sigma) + \tau G_\Sigma \Sigma G_\Sigma$ on $\mathbb{S}_+^d \times (0, +\infty)$, so that $\Sigma_{k+1}^\tau = \Sigma_k^\tau + \tau \Phi(\Sigma_k^\tau, \tau)$. This map can be shown to be locally Lipschitz in the second variable (thanks to the regularization allowing to stay away from the singularities in which the matrix square root and inverse are not Lipschitz), and it satisfies $\Phi(\Sigma, 0) = -(G_\Sigma \Sigma + \Sigma G_\Sigma)$. From standard numerical analysis arguments (see e.g. [gautschi2012numerical]), we get $\sup_{0 \leq k\tau \leq T} \|\Sigma_{k\tau} - \Sigma_k^\tau\| = o(\tau)$ where $(\Sigma_t)_t$ is the solution of the evolution (4.1). Using for all $t \in [k\tau, (k+1)\tau]$ that $\|\Sigma_t - \Sigma_k^\tau\| \leq \|\Sigma_{k\tau} - \Sigma_k^\tau\| + \|\Sigma_{k\tau} - \Sigma_t\|$ and that the last term is $o(\tau)$ because $\dot{\Sigma}$ is continuous and thus bounded on $[0, T]$, we get locally uniform convergence of the piecewise constant interpolation $(\Sigma_t^\tau)_t$ to $(\Sigma_t)_t$. This gives locally uniform convergence of the measures to the limit curve in Wasserstein distance. \square

5.2 Qualitative behavior

In Figure 1, we take a non-singular source and observe the behavior for a non-singular target and a singular one. It is already apparent that, as in the theory, the convergence is slower in the latter case, which will be illustrated quantitatively next section. The intuition is that the “repulsive force” ∇f_{μ_t} is stronger the more concentrated μ_t is, so that convergence is slowed down when converging toward a Gaussian distribution with singular covariance, that is a measure fully concentrated along an axis.

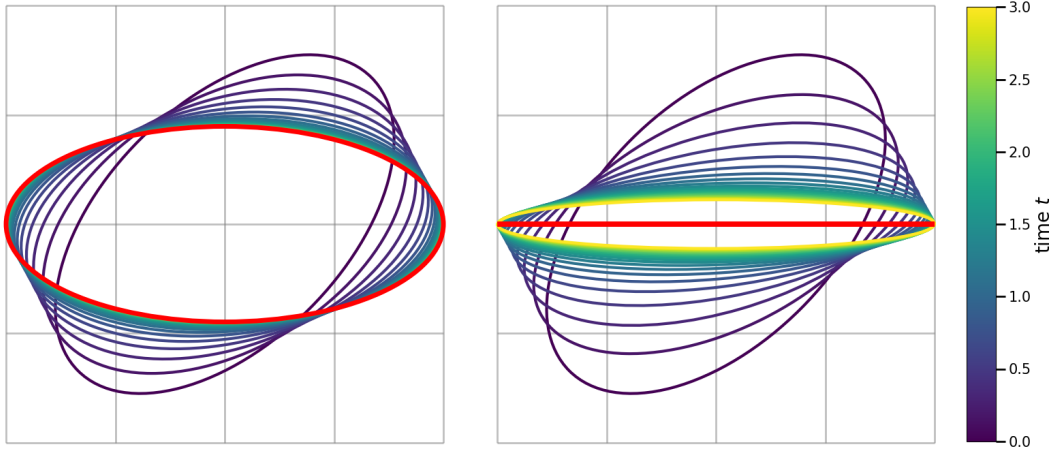


Figure 1: Covariance ellipses of the flow for a non-singular source and a non-singular (left) vs singular (right) target (red). The gray grid lines are spaced by $\sqrt{\varepsilon}$.

In Figure 2, we take a singular source and a singular target (each concentrated on a 1D axis), in two different configurations: with the two axes being orthogonal (in particular, the matrices commute), and a slight perturbation where the axes are not orthogonal but very close to the first configuration. As predicted, in the former case the flow does not converge to the target measure but rather to the Dirac δ_0 , since the eigenvalues evolve independently and stay at 0 if they start at 0. In the latter case however we observe convergence to the target, which shows an instability of the flow: a slight perturbation which breaks the symmetry of the orthogonal case yields a different limit point.

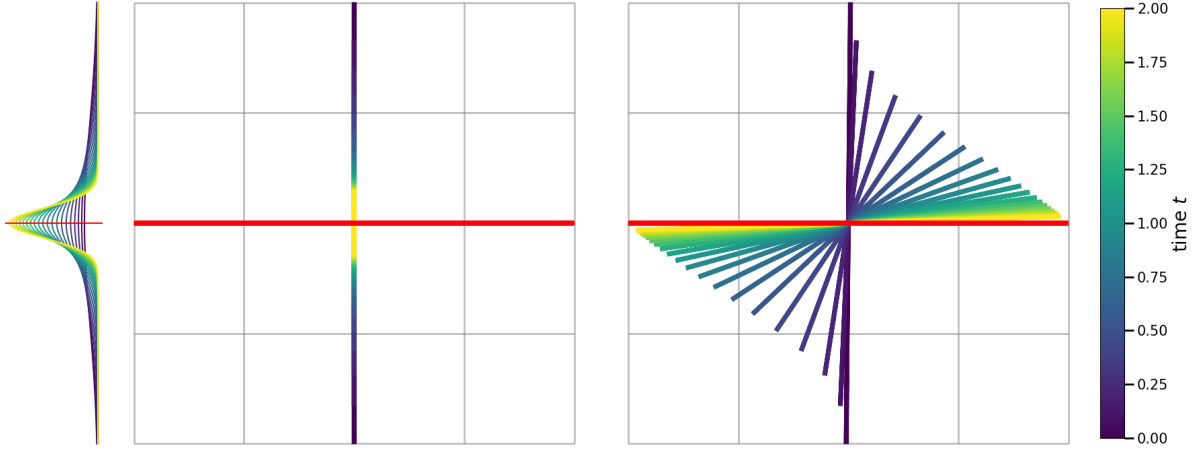


Figure 2: Covariance ellipses for singular Gaussian distributions, in an orthogonal configuration (left, with y-axis marginal for visual clarity) vs. slightly rotated (right).

5.3 Convergence rates

We now move to a quantitative study of the convergence rates of the functional to 0 to empirically validate the tightness of the rates obtained in the commuting case in Proposition 4.5. In Figure 3, we compute the flow in commuting and non-commuting cases, for a target with diagonal covariance matrix and eigenvalues $\{1, \lambda^*\}$ with λ^* decreasing from 0.5 to 0 (eventually making the target singular). We observe that the rates are essentially unchanged whether the source and target commute or not, and empirically observe that exponential convergence holds for non-singular measures (for large enough λ^* , it is a straight line in semi-log plot, for smaller but non-zero values the rate decreases in time but still ends up exponential as can be seen on the log-log plot), and sublinear convergence for $\lambda^* = 0$ (we end up with a straight line in log-log plot), i.e. convergence in $t^{-\alpha}$ for some $\alpha > 0$. It appears that α is strictly greater than 1 in our simulations, so our estimate on the functional is likely pessimistic in terms of α but seems accurate in the fact that convergence is sublinear rather than exponential.

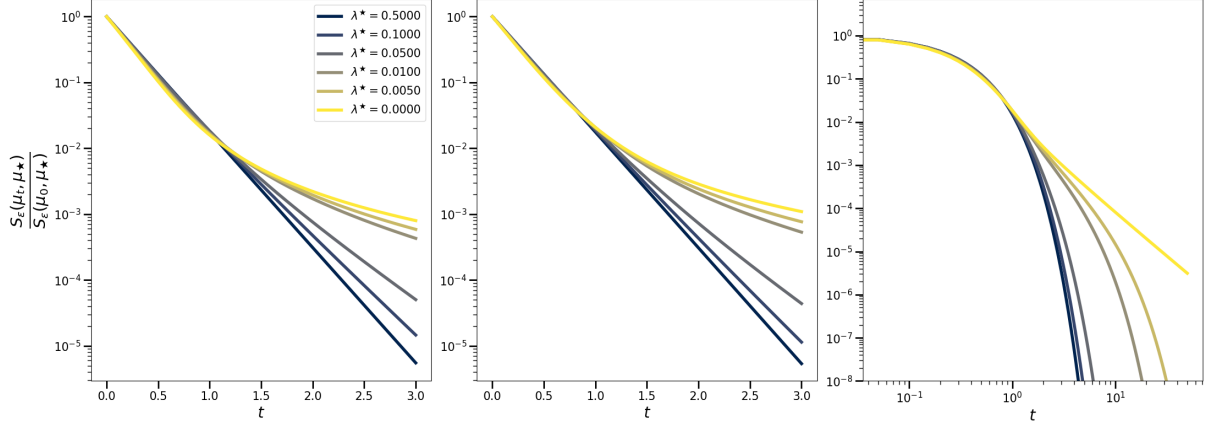


Figure 3: Values of $S_\varepsilon(\mu_t, \mu_\star)/S_\varepsilon(\mu_0, \mu_\star)$ over time for $\Sigma_0 = \text{Id}$ (commuting case, left) and Σ_0 the same as in Figure 1 (non-commuting case, middle), to $\Sigma_\star = \text{diag}((0, \lambda^\star))$ for different values of λ^\star , as a semi-log plot. On the right, the conditions are the same as the middle but for a longer time interval and in log-log scale.

Finally, we also look at the influence of the regularization parameter ε on the convergence rate. We can see Figure 4 that higher values of ε tend to yield slower rates, and indeed the expression of the constant C_i^a we found in Proposition 4.5 goes to 0 as $\varepsilon \rightarrow +\infty$. Note also that in the large ε regime, the Sinkhorn divergence converges toward the *degenerate* Maximum Mean Discrepancy functional $(\mu, \mu_\star) \mapsto 2 \left\| \int x d(\mu - \mu_\star)(x) \right\|^2$, of which the gradient flow cannot globally converge. It is thus not surprising to observe a deterioration of the convergence rates for large ε . When it comes to small values of ε however, our constants are pessimistic since they also go to 0 as $\varepsilon \rightarrow 0$ whereas the simulations show that the convergence rates improve for smaller ε .

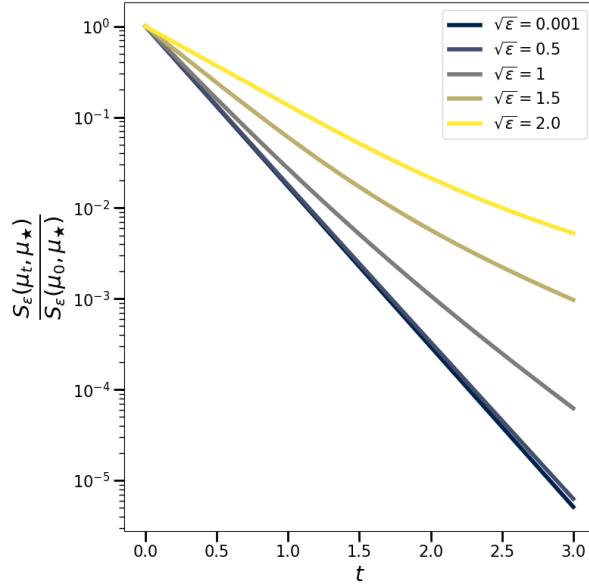


Figure 4: Values of $S_\varepsilon(\mu_t, \mu_\star)/S_\varepsilon(\mu_0, \mu_\star)$ over time for different values of ε (same source and target as in the left of Figure 1).

6 Conclusion and perspectives

In this paper, we have investigated the Wasserstein gradient flow of the Sinkhorn divergence to a target Gaussian measure, when the source is also Gaussian. After proving the well-posedness of this flow, we have shown that there are cases where convergence to the target holds, and cases where the limit is different from the target. We also derived convergence rates for the functional in the case where the source and target covariances commute, which are slower when the target is “more singular” than the source. These rates still seem to hold for non-commuting matrices as illustrated by numerical experiments.

We hope that this work can be a first stepping stone toward a convergence criterion in more general settings. We conjecture that such a criterion could be related to the existence and uniqueness of Monge maps between the source and the target distributions. Indeed, so far we only see two possible configurations when convergence is obstructed, in both cases because of the impossibility of the flow to split mass due to the regularity of the Schrödinger potentials. The first one is when the source is “more singular” than the target, so that there is no map transporting the source to the target, and in particular since the flow is regular enough to induce a map it cannot transport the source to the target either. The second case is when there is some symmetry (as in Figure 2, left), as intuitively the mass is being “pulled” equally on all sides, but not enough to split, preventing it from converging to the target and instead making it go toward an unstable point. Such a symmetry would correspond to the non-uniqueness of Monge maps.

We also expect that some of our theoretical results and numerical observations hold in a broader setting, i.e. it seems plausible that global convergence of the flow holds when the source admits a density with respect to the Lebesgue measure on \mathbb{R}^d , but that convergence

rates drop when the target measure has no density.

Our analysis also heavily relies on the use of the quadratic cost on \mathbb{R}^d , which has the drawback of yielding a degenerate functional when $\varepsilon \rightarrow +\infty$. Studying the Wasserstein gradient flow of Sinkhorn divergences for other ground costs might also be of interest, especially when relying on large values of ε (which are amenable in computations).

Acknowledgements

This work was funded by l'Agence Nationale de la Recherche (ANR) under grant ANR-24-CE23-7711 (TheATRE).

A Pseudo-Riemannian geometry of the Wasserstein space

This section gives a brief overview of how the Wasserstein space can be endowed with a natural Riemannian-like differential structure, see also [otto2001geometry], [ambrosio2008gradient], [ambrosio2013users]. The first consideration is that absolutely continuous curves in this space are characterized as solutions of a continuity equation $\dot{\mu}_t + \operatorname{div}(\mu_t v_t) = 0$ with some $v_t \in L^2_{\mu_t}(\mathbb{R}^d)$ for a.e. t [ambrosio2008gradient]. Thus a “perturbation” of μ in the Wasserstein space, that is a tangent vector at μ , can be identified with a vector field $v \in L^2_{\mu}(\mathbb{R}^d)$. To be more precise, there may be multiple tangent vector field curves $(v_t)_t$ describing the same evolution of mass, so the tangent vector is taken to have minimal $L^2_{\mu}(\mathbb{R}^d)$ -norm, which can be characterized as being the gradient of a $C_c^\infty(\mathbb{R}^d)$ function. Additionally, consider the celebrated Benamou-Brenier formula [benamou2000computational], which writes

$$W_2^2(\mu, \nu) = \inf_{(\mu_t)_t, (v_t)_t} \int_0^1 \|v_t\|_{L^2_{\mu_t}(\mathbb{R}^d)}^2 dt$$

where the infimum is taken along curves $(\mu_t)_{t \in [0,1]}$, $(v_t)_{t \in [0,1]}$ satisfying the continuity equation $\dot{\mu}_t = \operatorname{div}(\mu_t v_t)$ with $\mu_0 = \mu$, $\mu_1 = \nu$. Comparing this formula with the definition of the geodesic distance on a Riemannian manifold (\mathcal{M}, g) , i.e.

$$d(x, y)^2 = \inf_{(\gamma_t)_t} \int_0^1 g_{\gamma_t}(\dot{\gamma}_t, \dot{\gamma}_t) dt$$

under the constraints $\gamma_0 = x$, $\gamma_1 = y$, we see that the Wasserstein space is a geodesic space akin to a Riemannian manifold with metric tensor given by the inner product in $L^2_{\mu}(\mathbb{R}^d)$ (this can also be seen with a Taylor expansion of the Wasserstein distance [ambrosio2008gradient]).

If we restrict ourselves for a moment to measures μ and ν with Lebesgue density, so that we always have a unique Monge map \mathcal{T} (that is, a map such that $(\operatorname{Id}, \mathcal{T})_{\#} \mu \in \Pi_o(\mu, \nu)$), we can write the geodesic between these two measures as $\mu_t = (\operatorname{Id} + t(\mathcal{T} - \operatorname{Id}))_{\#} \mu$, which can be shown to have a constant tangent vector field $v_t = \mathcal{T} - \operatorname{Id}$. So $\mathcal{T} - \operatorname{Id}$ is the displacement vector from μ to ν , where in a Hilbert space \mathcal{H} , $y - x$ would be the displacement vector from $x \in \mathcal{H}$ to $y \in \mathcal{H}$. In the latter setting, the Fréchet subdifferential of a functional F at $x \in \mathcal{H}$ is defined as the set of $p \in \mathcal{H}$ such that

$$\forall y \in \mathcal{H}, F(y) - F(x) \geq \langle p, y - x \rangle_{\mathcal{H}} + o(\|y - x\|_{\mathcal{H}}).$$

Therefore, in our analogy, replacing $y - x$ by $\mathcal{T} - \operatorname{Id}$ and replacing the inner product of \mathcal{H} with that of the tangent space, we can define the Wasserstein subdifferential of $F : \mathcal{P}(\mathbb{R}^d) \rightarrow \mathbb{R}$ at $\mu \in \mathcal{P}_2(\mathbb{R}^d)$ as the set of $\xi \in L^2_{\mu}(\mathbb{R}^d)$ such that

$$\forall \nu \in \mathcal{P}_2(\mathbb{R}^d), F(\nu) - F(\mu) \geq \int \langle \xi, \mathcal{T} - \operatorname{Id} \rangle d\mu + o(W_2(\mu, \nu))$$

where we also have $W_2(\mu, \nu) = \|\mathcal{T} - \operatorname{Id}\|_{L^2_{\mu}(\mathbb{R}^d)}$. Note that with $\pi := (\operatorname{Id}, \mathcal{T})_{\#} \mu$, this inequality writes as (2.1), so that we can drop the absolute continuity assumption and obtain the most general definition.

B On Bures–Wasserstein (BW) gradient flows

In this subsection, we use the following notations:

- For $\Sigma \in \mathbb{S}_+^d$, we let $L_\Sigma : X \mapsto X\Sigma + \Sigma X$.
- For $\Sigma \in \mathbb{S}_{++}^d$, and X, Y symmetric we let $\mathbf{g}_\Sigma(X, Y) := \frac{1}{2}\text{tr}(XL_\Sigma^{-1}(Y))$ denote the Bures–Wasserstein metric.
- For a regular functional $F : \mathbb{S}_+^d \rightarrow \mathbb{R}$, $\nabla F(\Sigma)$ denotes its Euclidean gradient at Σ and $\nabla_{\text{BW}}F(\Sigma)$ denotes its BW gradient. Namely, one has for a symmetric matrix X such that $\Sigma + X \in \mathbb{S}_+^d$ that

$$F(\Sigma + X) - F(\Sigma) = \text{Tr}(\nabla F(\Sigma)X) + o(X) = \frac{1}{2}\text{tr}(L_\Sigma^{-1}(\nabla_{\text{BW}}F(\Sigma))X) + o(X).$$

In particular, this implies that for any $\Sigma \in \mathbb{S}_{++}^d$

$$\nabla_{\text{BW}}F(\Sigma) = 2L_\Sigma(\nabla F(\Sigma)), \quad (\text{B.1})$$

and, by density of \mathbb{S}_{++}^d in \mathbb{S}_+^d and continuity of $\Sigma \mapsto L_\Sigma(\nabla F(\Sigma))$, the relation extends to possibly singular covariance matrices.

We now provide the following lemma, which lifts BW gradient flows as Euclidean gradient flows through the usual identification $\Sigma = X^T X$ for some $X \in \mathbb{R}^{d \times d}$. This allows us to apply standard result for Euclidean gradient flow to the non-Euclidean setting of BW gradient flows.

Lemma B.1. *Let $(\Sigma_t)_t$ be a BW gradient flow, i.e. a curve valued in \mathbb{S}_+^d satisfying $\dot{\Sigma}_t = -\nabla_{\text{BW}}F(\Sigma_t)$ for some $F : \mathbb{S}_+^d \rightarrow \mathbb{R}$, assumed sufficiently regular to ensure existence and uniqueness of such flows when initialized at $\Sigma_0 \in \mathbb{S}_+^d$. Assume also that (Σ_t) is bounded. Let $\tilde{F} : \mathbb{R}^{d \times d} \rightarrow \mathbb{R}$ be defined as $\tilde{F}(X) = F(X^T X)$, and let $(X_t)_t$ be the curve defined as the solution of the ODE*

$$\dot{X}_t = -2X_t \nabla F(X_t^T X_t),$$

with X_0 such that $X_0^T X_0 = \Sigma_0$. Then

- For all t , $X_t^T X_t = \Sigma_t$,
- The curve $(X_t)_t$ is the solution of the Euclidean gradient flow $\dot{X}_t = -\nabla \tilde{F}(X_t)$.
- If F (and thus \tilde{F}) is analytic, then $(X_t)_t$ admits a limit point X_∞ as $t \rightarrow +\infty$, and so does $(\Sigma_t)_t$.

Proof. Observe that

$$\frac{d}{dt}(X_t^T X_t) = -2(\nabla F(X_t^T X_t)X_t^T X_t + X_t^T X_t \nabla F(X_t^T X_t)) = -\nabla_{\text{BW}}F(X_t^T X_t)$$

thanks to (B.1). Therefore, $(X_t^T X_t)_t$ is a BW gradient flow of F with initial condition Σ_0 , which is assumed to be unique, yielding $X_t^T X_t = \Sigma_t$ for all t , proving (a).

For (b), we can compute the (Euclidean) gradient of \tilde{F} by writing

$$\begin{aligned}\tilde{F}(X+h) - \tilde{F}(X) &= F((X+h)^T(X+h)) - F(X^T X) + o(h) \\ &= \text{Tr}(\nabla F(X^T X)(X^T h + h^T X)) + o(h) \\ &= 2\text{Tr}((X \nabla F(X^T X))^T h) + o(h),\end{aligned}$$

where we used that $\nabla F(X^T X)$ is symmetric. This proves that $\nabla \tilde{F}(X) = 2X \nabla F(X^T X)$, yielding (b).

As $(\Sigma_t)_t$ is assumed to be bounded, so is $(X_t)_t$ since the Frobenius norm of X_t is given by $\text{Tr}(\Sigma_t)$, and thus (c) is obtained using [absil2005convergence]. \square