

SoftMatcha 2: A Fast and Soft Pattern Matcher for Trillion-Scale Corpora

Masataka Yoneda^{1,2} Yusuke Matsushita³ Go Kamoda^{4,5} Kohei Suenaga^{3,2}
Takuya Akiba^{6,7} Masaki Waga^{3,2} Sho Yokoi^{5,7,8}

¹University of Tokyo, Tokyo, Japan ²National Institute of Informatics, Tokyo, Japan ³Kyoto University, Kyoto, Japan

⁴Graduate University for Advanced Studies, SOKENDAI, Tokyo, Japan

⁵National Institute for Japanese Language and Linguistics, NINJAL, Tokyo, Japan

⁶Sakana AI, Tokyo, Japan ⁷Tohoku University, Sendai, Japan ⁸RIKEN, Tokyo, Japan


Abstract

We present an ultra-fast and flexible search algorithm that enables search over trillion-scale natural language corpora in under 0.3 seconds while handling *semantic* variations (substitution, insertion, and deletion). Our approach employs string matching based on suffix arrays that scales well with corpus size. To mitigate the combinatorial explosion induced by the semantic relaxation of queries, our method is built on two key algorithmic ideas: fast exact lookup enabled by a disk-aware design, and dynamic corpus-aware pruning. We theoretically show that the proposed method suppresses exponential growth in the search space with respect to query length by leveraging statistical properties of natural language. In experiments on FineWeb-Edu (Lozhkov et al., 2024) (1.4T tokens), we show that our method achieves significantly lower search latency than existing methods: infini-gram (Liu et al., 2024), infini-gram mini (Xu et al., 2025), and SoftMatcha (Deguchi et al., 2025). As a practical application, we demonstrate that our method identifies benchmark contamination in training corpora, unidentified by existing approaches. We also provide an online demo of fast, soft search across corpora in seven languages.^{1,2}

1 Introduction

Large language models (Meta, 2025; Gemma Team et al., 2025; Singh et al., 2025), a crowning achievement of modern statistical natural language processing (Mikolov et al., 2013; Sutskever et al., 2014; Devlin et al., 2019; Radford et al., 2019), owe their success to *massive corpora* (Penedo et al., 2024a; Lozhkov et al., 2024; Soldaini et al., 2024), along with breakthroughs in statistical machine learning—

¹  **Project Page & Web Interface:** <https://softmatcha.github.io/v2/>

²  **Source Code:** <https://github.com/softmatcha/softmatcha2>

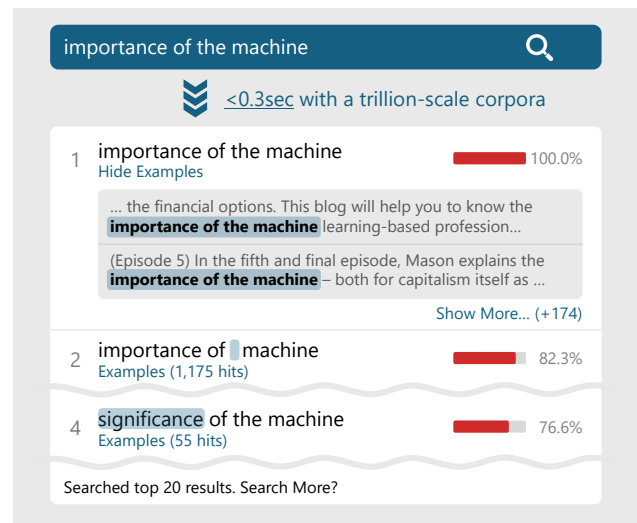


Figure 1. An example of search in SoftMatcha 2, which performs a soft search for trillion-scale corpora within 0.3 seconds, including word substitution, insertion, and deletion.

including deep neural networks (Fukushima, 1980; Hinton et al., 2006; Vaswani et al., 2017), gradient descent-based optimization (Rumelhart et al., 1986; Bottou, 2010; Kingma and Ba, 2014), and self-supervised learning (Bengio et al., 2013; GutmannMichael and HyvärinenAapo, 2012). The significance of corpora in training the large language model has driven the demand for tools capable of quickly searching large corpora, for example, to investigate the causes of unintended model behavior (Sun et al., 2025; Akyurek et al., 2022) and to estimate the degree of contamination in benchmark data (Deng et al., 2023; Xu et al., 2024).

Searching a corpus, or a collection of documents, has long been a topic of research in fields such as information retrieval. The unique needs of modern corpus searching lie in the following: (1) The pretraining corpora for language models have continued to grow rapidly **in scale**, reaching

Table 1. The growth of text corpus sizes over time.

Corpus	Size
Brown Corpus (Kučera and Francis, 1967)	1M tokens
Gigaword (Parker et al., 2011)	4B tokens
FineWeb-Edu (Lozhkov et al., 2024)	1.4T tokens

trillions of tokens (Table 1); (2) Because language models are trained non-deterministically, it is necessary to search for text **similar** to the query; and (3) Because language models are essentially next-token predictors, the **word order** of the query should be taken into account. In fact, various recently developed corpus search tools (Liu et al., 2024; Xu et al., 2025; Deguchi et al., 2025) also meet some of these needs (Table 2).

We propose a fast full-text search algorithm that meets the three desiderata (1–3) mentioned above. To this end, we employ a suffix-array-based approach that enumerates candidate patterns similar to the query and filters them via exact-match lookup. Our algorithm combines the following two ideas to reduce the search cost: (1) *disk-aware, staged suffix arrays*, where we need only one random disk access per an exact string matching (§3.2), and (2) *dynamic corpus-aware pruning* that eliminates unnecessary candidate patterns to mitigate their exponential blowup (§3.3).

Our contributions are summarized as follows:

- We propose a fast full-text search algorithm for trillion-token-scale corpora that accounts for semantic similarity and token-count differences between queries and search results, combining disk-aware, staged suffix arrays, and dynamic corpus-aware pruning. (§3)
- We theoretically show that the proposed method mitigates the exponential growth in the search space with respect to the query length, leveraging statistical properties of natural language. (§4)
- We experimentally show that our method significantly outperforms existing methods. The 95th percentile latencies are 278.17 ms for soft search and 0.34 ms for exact search on FineWeb-Edu (Lozhkov et al., 2024) (1.4T tokens); the 95th percentile latencies for soft search are less than 400 ms in Chinese (38.3B tokens) and Japanese corpora (169B tokens). (§5)
- We demonstrate the usefulness of our method in detecting contamination in the training corpora by questions in evaluation data. (§6)
- We release an online demo running on a 100B-token-scale English corpus.¹ Figure 1 illustrates an example.

2 Related Work

2.1 Corpus Search for NLP and Language Models

In corpus linguistics and quantitative linguistics, contextually grounded examples of words or phrases, known as KWIC (Key Word In Context; Luhn, 1960), are used with concordancers to analyze patterns of actual language usage (Lexical Computing, 2015; NINJAL, 2011; Berlin-Brandenburgische Akademie der Wissenschaften, 2026). In traditional natural language processing, corpus searching serves as a general subroutine for extracting world knowledge from text corpora (information extraction) or as a pre-processing step for analyzing product reviews (sentiment analysis). In addition, language models are fundamentally built from large-scale corpora, making the study of language models inseparable from corpus research (Dodge et al., 2021). For instance, crucial studies that identify harmful biases and inappropriate expressions in training corpora, or detect benchmark contamination, are grounded in corpus search (Guo et al., 2022; Ippolito et al., 2023; Deng et al., 2023; Xu et al., 2024). Moreover, with the discovery of scaling laws (Kaplan et al., 2020) and the exponential growth of training corpora (Gokaslan et al., 2019; Raffel et al., 2019; Penedo et al., 2024b), corpora have reached sizes that are no longer manually verifiable, thereby increasing the necessity for efficient corpus searching methods in recent years (Liu et al., 2024; Xu et al., 2025; Deguchi et al., 2025).

2.2 String Matching Algorithms

String matching, or matching a pattern string against a target string, has been a fundamental research topic in computer science with a long history; see, e.g., (Adjeroh et al., 2008) for the details. Traditionally, string matching has been designed to match strings at the letter level; however, most of the string-matching algorithms can be naturally applied to token-level search rather than letter-level search.

A popular approach for scalable string matching is to build an index of the target text in advance and use it at runtime. *Suffix arrays* (Manber and Myers, 1990) and *inverted indexing* (Zobel and Moffat, 2006) are representative indexing schemes. Using a suffix array, one can locate the occurrences of the query text in $O(\log|C|)$ time, where $|C|$ is the corpus size. In contrast, a search with an inverted index takes linear time w.r.t. the frequency of the rarest letter in the target text—prohibitively costly for a massive corpus.

String matching is generalized for *approximate* matching (i.e., matching a pattern to a target text modulo substitution, insertions, and deletions of letters), where the distance from the query text is measured by an edit distance (Wagner and Fischer, 1974). In addition to relaxation based on the *semantic* distance, our method supports matching with word

Table 2. Overview of corpus search methods, covering closely and indirectly related approaches to clarify the position of our method.

Paradigm	Algorithm	Example	Indexing	Trillion Scale	Semantic Similarity	Word Order	Exhaustive	Insertion & Deletion
Exact string matching	KMP / BM / Aho–Corasick	fgrep (Kernighan and M. Douglas, 1979)	✗	✗	✗	✓	✓	✗
	suffix array	infini-gram (Liu et al., 2024)	✓	✓	✗	✓	✓	✗
	FM-index	infini-gram mini (Xu et al., 2025)	✓	✓	✗	✓	✓	✗
Approximate string matching	DP × bit-parallelism	agrep (Wu and Manber, 1992)	✗	✗	✗	✓	✓	✓
Soft (semantic) string matching	inverted index × word vectors	SoftMatcha (Deguchi et al., 2025)	✓	✗	✓	✓	✓	✗
	suffix array × word vectors	Ours	✓	✓	✓	✓	✓	✓
Regular expression matching	DFA / NFA / Virtual Machine	grep (Kernighan and M. Douglas, 1979)	✗	✗	✗	✓	✓	✓
Lexical similarity search	TF-IDF / BM25	Elastic-search (Gormley and Tong, 2015)	✓	✓	✗	✗	✗	✓
Dense vector search	ANN × text vectors	FAISS (Douze et al., 2025)	✓	✓	✓	✗	–	–

insertions and deletions, inspired by this line of work.

2.3 Text Search for Massive Corpora

This section discusses directly related prior work to this paper. For the search of trillion-scale corpora, **infini-gram** (Liu et al., 2024) and **infini-gram mini** (Xu et al., 2025) apply suffix arrays (Manber and Myers, 1990) and a variant of suffix array (i.e., FM-indexes (Ferragina and Manzini, 2005)), which are powerful data structures for exact string matching, respectively. Our work follows the research line, significantly improving exact-match search speed (§§ 3.2 and 5.2), while also incorporating semantic substitutions, insertions, and deletions. **SoftMatcha** (Deguchi et al., 2025) is, to our knowledge, the only prior work that successfully incorporates semantic elements into text search for large-scale corpora. Note that, due to the characteristics of the inverted index (Zobel and Moffat, 2006) they adopted, it does not scale well to trillion-scale corpora. Our research uses suffix arrays, which are robust to increases in corpus size, and employs powerful pruning algorithms (§§ 3.3 and 5.3) to mitigate the exponential explosion of search space that arises when relaxing queries semantically. We examine the differences between our work and these three prior studies in experimental section.

It is also worth mentioning methods that share the objective of “retrieving documents from queries” but differ somewhat in their goals and primary purposes. In corpus linguistics and classical natural language processing, regular expressions have been used as versatile and powerful

pattern matchers (Knight, 2013; Manning and Schuetze, 1999). However, natural language frequently involves synonymous variants, phrase-level paraphrases, and various insertions and deletions of pronouns and adverbs, making it challenging to use regular expressions for large-scale corpus searches, such as contamination detection (Deng et al., 2023; Xu et al., 2024) that we discuss in §6. In the field of information retrieval, lexical search methods such as TF-IDF (Salton and Buckley, 1988) and BM25 (Robertson et al., 1994) have been widely used (Ceri et al., 2013). These methods use a form of set similarity between a query and a document to retrieve “related” documents, rather than performing strict text searches. Dense vector search (Karpukhin et al., 2020) is a more modern approach for finding “related” documents to a query. Technically, it uses text vectors (Reimers and Gurevych, 2019; Gao et al., 2021) and approximate nearest neighbor (ANN) search (Indyk and Motwani, 1998; Andoni and Indyk, 2008; Malkov and Yashunin, 2020), and has recently been particularly popular in Retrieval-Augmented Generation (RAG; Lewis et al., 2020).

3 SoftMatcha 2: Our Soft and Fast Corpus Search Algorithm

Our direct predecessor SoftMatcha (Deguchi et al., 2025), which realizes soft search on billion-scale corpora, uses a “soft” inverted index and enumerated positions in the corpus directly. However, as the inverted index runs in linear time in the corpus size, it is unsuitable for trillion-scale corpora.

Therefore, we take a new approach, inverting the perspective: our tool enumerates patterns (token sequences) similar to the query and checks whether each occurs in the corpus via exact lookup in a suffix array.

There are two challenges to this approach: (i) lookup in a naive suffix array is slow due to many random disk accesses; and (ii) with naive search, the number of candidates increases exponentially with the query length. We solve (i) by speeding up exact lookups using a new *disk-aware suffix array* (§3.2). Moreover, we address (ii) pruning the search space by dynamically exploiting the power-law distribution of n -grams in the corpus (§3.3). The combination of the two gives a blazingly fast soft search for large corpora (see §5 for the experimental results).

3.1 Problem Setting

Our basic problem setting is as follows. The input is a *query* $\bar{q} = q_1 q_2 \dots q_m$, a sequence of tokens, and a *similarity threshold* α . The output is a set of patterns $\bar{p} = p_1 p_2 \dots p_n$ that are semantically similar to the query \bar{q} with similarity α or more. The similarity between patterns is calculated based on word (or token) embeddings. At a high level, this problem setting inherits that of SoftMatcha (Deguchi et al., 2025), but we introduce the following new twists.

Adaptive Similarity Thresholding. Practically, it is often hard to find a similarity threshold α that is not too tight or loose. To mitigate that, our tool sets the similarity threshold adaptively as follows. First, we set the number K of the matching patterns we want. Our tool first enumerates the soft matches (i.e., solves the above problem) with some pre-determined initial α . If fewer than K soft matches are found, our tool relaxes the threshold α (i.e., decreases its value) by some amount and enumerates the soft matches again. The tool repeats this until more than K soft matches are obtained or the threshold α becomes too low.

Definition of Similarity. We propose a new definition of pattern similarity $\text{sim}(\bar{q}, \bar{p})$ to improve search quality. First, the basic similarity (without deletion or insertion) between a query $\bar{q} = q_1 q_2 \dots q_m$ and a pattern $p_1 p_2 \dots p_m$ is defined as follows, letting $c_i (\leq 1)$ be the cosine similarity between the word embeddings of q_i and p_i :

$$1 - \log_{\beta} \left(\sum_i (\beta^{1-c_i} - 1) + 1 \right).$$

This is a *smooth* minimum of c_1, c_2, \dots, c_m , with a parameter β , which is set to $\beta = 10^4$ in our experiments. This improves over the plain minimum $\min(c_1, \dots, c_m)$ (the limit $\beta \rightarrow \infty$) used by SoftMatcha, which problematically ignores the similarities among all words except the one with the lowest score.³

³ For example, the similarity between “gold medal” and “bronze

Algorithm 1 Obtain all patterns with similarity α or more that occur in the corpus (simplified).

```

 $L_0 \leftarrow \{\epsilon\}$ 
for  $i = 1$  to  $m$  do
   $L'_i \leftarrow \emptyset$ 
  for  $w \in L_{i-1}$  do
     $W \leftarrow \{w' \in \mathcal{V}^* \mid \text{sim}(\bar{q}, w \cdot w') \geq \alpha\}$ 
     $L'_i \leftarrow L'_i \cup \{w \cdot w' \mid w' \in W\}$ 
  end for
   $L_i \leftarrow \{w \in L'_i \mid w \text{ occurs in } \mathcal{C}\}$ 
end for
return  $L_m$ 

```

We extend the similarity above to allow insertions and deletions by scaling the similarity by some factor less than 1 for each insertion or deletion. To keep the penalty for low-information words like “the” and “of” small, we use the word vector norm after Zipfian whitening (Yokoi et al., 2024), which correlates strongly with information entropy (Oyama et al., 2023). Letting v be the squared norm of the inserted or deleted word, the scaling factor is $\exp(-v/\gamma)$. Here, m is the length of the query. In our experiments, we set $\gamma = m\gamma'$ for γ' such that the scaling factor equals $1/e$ when $m = 5$ and the word with the 50th-lowest norm is inserted (e.g., $\gamma' \approx 21.70$ for FineWeb-Edu).⁴

3.2 Fast Disk-Aware Suffix Array

Our soft search method is built on top of exact corpus lookup, and its efficiency is essential for scaling our method to a trillion-scale corpus. A naive corpus lookup implementation based on a suffix array faces a critical bottleneck in index access: the index for a trillion-scale corpus is enormous (> 5 TB), which prevents storing it entirely in RAM and requires storing it on disk (e.g., SSD). Since disk access latency is significantly slower ($\approx \times 10^3$) than RAM, reducing the number of disk accesses is vital.

To achieve this key goal, we newly design a **disk-aware, staged suffix array**. See Appendix H for the details. Our approach uses a two-staged indexing scheme, similar to Google’s BigTable (Chang et al., 2008): (1) identifying the range of potential matches in the first stage and (2) determining the precise match in the second stage, focusing on the identified area. This scheme requires only *one* disk access per exact match query, and the search time is about 33 times faster than infini-gram (Liu et al., 2024), a well-known corpus search engine based on suffix arrays. Moreover, we reduce the index size via **run-length compression**; in our experience, this compression reduced the overall index size from 56.0 TB to 21.6 TB for the FineWeb-Edu corpus.

medals” is approximately 0.62, if the cosine similarity of “gold” and “bronze” is 0.63 and that of “medal” and “medals” is 0.85.

⁴ Precisely speaking, we take the maximum similarity over the multiple ways to perform insertions and deletions.

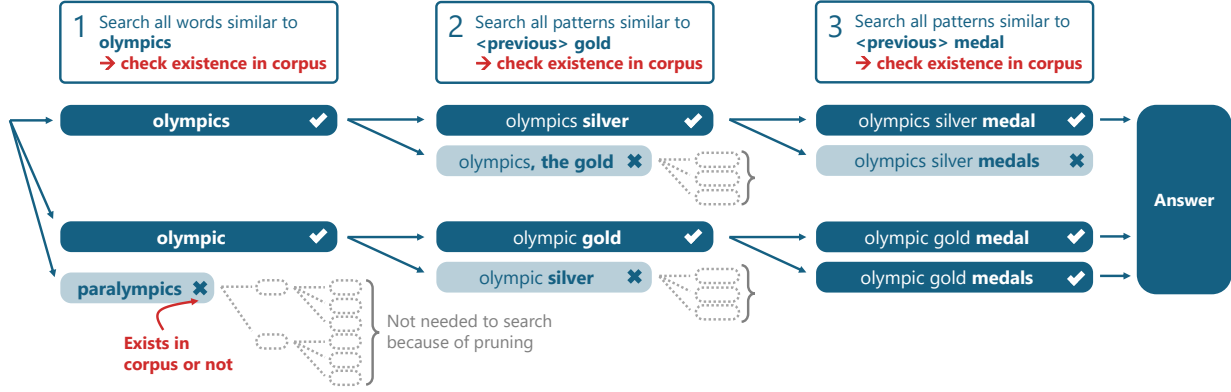


Figure 2. The sketch of our soft searching algorithm, when the query is “olympics gold medal”. Without iterative pruning, we must search the gray-striped zone as well as the blue zone.

3.3 Dynamic Corpus-Aware Pruning of Search Space

To reduce the exponential growth of the search space in soft pattern matching, we employ **iterative pruning**, which drastically reduces the number of candidate patterns by exploiting the power-law distribution of n -grams in the corpus. Below, we describe our algorithm (shown in Algorithm 1), through an example of searching for “olympics gold medal” with a given initial value of α (see Figure 2 for illustration).

Step 1. Enumerate all the patterns L'_1 whose similarity to the first query token, “olympics”, is at least α . This step works only using the dictionary, without referencing the corpus. Then, filter L'_1 into the patterns L_1 that occur in the corpus, using exact lookup by the fast suffix array (§3.2).

Step 2. For each $w \in L_1$, enumerate all the patterns $w \cdot w'$ that have w as a prefix and whose similarity to “olympics gold” is at least α . We denote this set by L'_2 . As before, filter L'_2 into those that appear in the corpus L_2 .

Step 3. Compute L'_3 and L_3 analogously using the similarity to “olympics gold medal”. The final result is L_3 .

Other Techniques. To further improve the performance, we also introduce the following two techniques. Details are shown in Appendix I. (i) **k -gram pruning**: For the 2-grams and 3-grams consisting only of high-frequency words, we check if they appear in the corpus beforehand and keep this information in RAM; at runtime, we determine if they appear without any extra disk access. (ii) **Last-bits pruning**: When the word $w \in L_{i-1}$ has only a few occurrences in the corpus, we can directly enumerate all its occurrences and check if they match the query, instead of appending some suffixes to w and looking for them in the corpus.

4 Theoretical Analysis

Why can our algorithm (§3) work so effectively, as observed in §5? How robustly is it efficient, across a number of parameters (language, corpus \mathcal{C} , threshold α , query \bar{q} , constant γ , etc.)? To answer this, we here analyze our algorithm theoretically. See Appendix J for details.

To begin with, let S_i be $\{w \in \mathcal{V}^* \mid \text{sim}(q_1 q_2 \cdots q_i, w) \geq \alpha\}$, the set of patterns that are similar to the i -token prefix of the query \bar{q} . Note $L_i = \{w \in S_i \mid w \text{ occurs in } \mathcal{C}\}$. Also, let \mathcal{C}_i^* be the set of i -grams in the corpus. For analysis, we assume the following hypothesis:

Hypothesis 1 (Corpus occurrence ratio of similar words). The corpus occurrence ratio $|L_i|/|S_i|$ over query-similar patterns on average is approximately order of $|\mathcal{C}_i^*|/|\mathcal{V}^i|$.

Note that the ratio is very small for large i , since $|\mathcal{C}_i^*| \leq |\mathcal{C}|$. We believe that this hypothesis is valid from a linguistic perspective. The occurrence probability of n -grams depends on grammatical correctness and collocations. The set S_i is roughly the direct product of the sets of words similar enough to each word in the query, which should show an occurrence tendency similar to the direct product \mathcal{V}^i . Assuming the hypothesis, we enjoy the following.

Theorem (Informal) 1 (No exponential explosion over m). *The total number of exact lookups in Algorithm 1 on average is approximately bounded by a constant over the query length m , for fixed α and moderate γ .⁵*

Assuming Zipf’s law of the n -gram distribution, we can further analyze the effect of the corpus size $|\mathcal{C}|$.

⁵ Beware that this analysis is for fixed α and γ . Practically, α is adaptively relaxed so that $|L_m| \approx K$ holds. Also, γ is made proportional to K in our experiments. This explains the mild exponentiality we experimentally observed (Figure 5, §5.3).

Theorem (Informal) 2 (Sub-linearity over the corpus size $|\mathcal{C}|$). Assume that, for each n , the occurrence probability of the k -th most frequent n -gram is $O(k^{-\delta})$ for $\delta > 1$. Then the total number of exact lookups in [Algorithm 1](#) on average is approximately $O(|\mathcal{C}|^{1/\delta})$ with respect to $|\mathcal{C}|$.⁶

Empirically, δ is typically 1.5 or so for many languages ([Bellina and Servedio, 2025](#); [Silva and Cunha, 2020](#)).

5 Empirical Evaluation

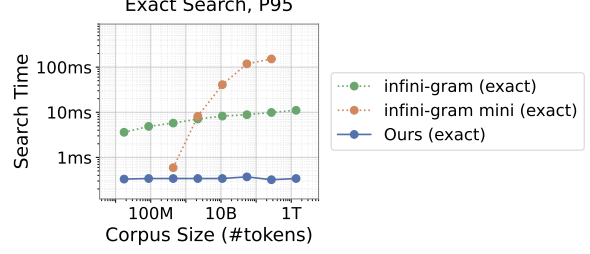
Corpus, Tokenizers, Word Vectors. We used corpora of 6 different languages listed in [Table 3](#). For English, we used FineWeb-Edu ([Lozhkov et al., 2024](#)), one of the largest publicly available corpora, comprising over one trillion tokens. Details are written in [Appendix B](#). **Search Query.** For English, we used 400 queries of token lengths 10 or less. For the other languages, we used 100 queries per language, with token lengths 10 or less. The queries, generated by Gemini 3.0 Pro, covered diverse genres: everyday language, technical terminology, proper nouns, history, science, culture, technology, and politics. See [Appendix E](#) for details, including the query generation method. **Environment.** We conducted all experiments on an AWS i4i.32xlarge instance (128 vCPU, 1024GB RAM, 30TB NVMe SSD). **Baseline.** We selected state-of-the-art implementations for exact lookup and soft search as of this writing as baseline. For exact lookup, we used infini-gram ([Liu et al., 2024](#)) and infini-gram mini ([Xu et al., 2025](#)); for soft search, we used SoftMatcha ([Deguchi et al., 2025](#)). **Outputs.** In the soft-search experiments, we retrieved the top $K = 20$ patterns, ranked by similarity to the query.⁷ We only returned patterns with similarity ≥ 0.45 , because matches of very low similarity are usually irrelevant in practice. Only 38 of the 400 English queries ($\approx 10\%$) returned fewer than K results. **Web Application.** In this study, we also developed a web tool that actually searches corpora for up to hundred-billion-scale corpora. See [Appendix A](#) for details.

5.1 Qualitative and Linguistic Evaluation

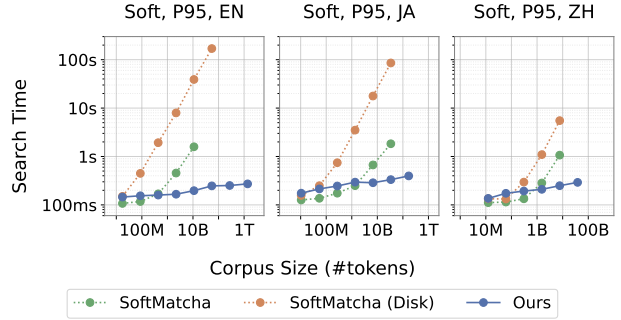
[Table 4](#) shows the results when we searched FineWeb-Edu for “olympics gold medalist” and “importance of the machine learning”. In the first example, our method found similar word sequences, such as “olympics silver medalist,” and captured subtle differences in both meaning and

⁶ Again, beware that this analysis is for fixed α . For larger $|\mathcal{C}|$, α tends to be adaptively made smaller, as $|L_m|$ tends to be larger. This explains the scalability we observed ([Figure 4, §5.3](#)).

⁷ For SoftMatcha (baseline), we also retrieved the top $K = 20$ sequences. Note that SoftMatcha’s implementation outputs all patterns with similarity above a specified threshold α . To ensure a fair comparison, we first computed the similarity of the K -th ranked result as the threshold α **prior to the timed search**, and then used α to perform the search.



[Figure 3](#). The p95 (95th-percentile) latency of exact search for FineWeb-Edu dataset (1.4T tokens). infini-gram mini had reached timeout of index construction for larger corpora, and an error occurred for smaller corpora.



[Figure 4](#). The p95 (95th-percentile) latency of soft search for EN (FineWeb-Edu, 1.4T tokens), JA (C4 Japanese, 169B tokens), and ZH (C4 Chinese, 38.3B tokens). SoftMatcha had reached memory limit, timeout of index construction, or errors for larger corpora.

spelling. In the second example, our method also retrieved sequences whose token count differs from the query, such as “importance of machine learning”. Such variable-length matches were not supported by the original SoftMatcha. Qualitative results for other languages (e.g., Chinese) appear in [Appendix C](#).

5.2 Disk Access in Exact Lookup

First, our proposed method performed well in exact lookup, due to the low number of disk accesses. As shown in [Figure 3](#), the p95 (95th percentile) latency for FineWeb-Edu (1.4T tokens) was only 0.34 ms. Compared to infini-gram (11.05 ms), our method was 33 times faster. For infini-gram mini, we were unable to conduct experiments with full corpus (1.4T tokens) due to timeout of index construction,⁸ but at 273B tokens, our method was 475 times faster (0.32 ms vs. 151.84 ms). This result demonstrates that our fast suffix array is useful on its own, besides our soft search.

Table 3. Corpora used in our experiments. For German, Italian, and French, we used subsampled datasets.

Lang.	Corpus	# Tokens	Tokenizer	Embedding
English (EN)	FineWeb-Edu (Lozhkov et al., 2024)	1,375,278,465,557 11,186,491,048	Moses (Koehn et al., 2007) LLaMA (Touvron et al., 2023)	Glove (Pennington et al., 2014) LLaMA (Touvron et al., 2023)
Japanese (JA)	C4 (Raffel et al., 2020)	168,756,125,544	Mecab (Kudo et al., 2004)	fastText (Grave et al., 2018)
Chinese (ZH)	C4 (Raffel et al., 2020)	38,313,934,910	ICU (The ICU Project, 2024)	fastText (Grave et al., 2018)
German (DE)	C4 (Raffel et al., 2020)	1,099,885,019	ICU (The ICU Project, 2024)	fastText (Grave et al., 2018)
Italian (IT)	C4 (Raffel et al., 2020)	1,070,947,829	ICU (The ICU Project, 2024)	fastText (Grave et al., 2018)
French (FR)	C4 (Raffel et al., 2020)	978,329,060	ICU (The ICU Project, 2024)	fastText (Grave et al., 2018)
Russian (RU)	C4 (Raffel et al., 2020)	1,006,500,018	ICU (The ICU Project, 2024)	fastText (Grave et al., 2018)

Table 4. Example search results for FineWeb-Edu (English, 1.4T tokens) using the proposed method. Numbers in parentheses indicate hit counts; *1 denotes a SoftMatcha hit; *2 denotes an infini-gram (including infini-gram mini) hit. See Appendix D for the details on *2.

#	Query: olympics gold medalist				Query: importance of the machine learning			
	Pattern	Sim.	*1	*2	Pattern	Sim.	*1	*2
1	olympics gold medalist (838)	100.0%	✓	✓	importance of the machine learning (103)	100.0%	✓	✓
2	olympics gold medallist (456)	89.1%	✓	✗	importance of the machine learning (12,662)	85.4%	✗	✗
3	olympic gold medalist (95,816)	86.4%	✓	✗	importance , of the machine learning (14)	84.2%	✗	✗
4	olympics silver medalist (500)	84.8%	✓	✗	significance of the machine learning (14)	76.6%	✓	✗
5	olympic gold medallist (22,506)	82.0%	✓	✗	importance of the machine learning (1)	75.1%	✗	✗
⋮								
20	paralympics gold medalist (196)	65.6%	✓	✗	importance of all machine learning (12)	56.2%	✓	✗

5.3 Latency for Soft Search

Figure 4 shows the p95 latency in corpora of various languages and sizes. For FineWeb-Edu (English), our method achieved a median latency of 89.59 ms and a p95 latency of 278.17 ms even for 1.4T tokens, which is sufficiently practical for use as a corpus search tool. In addition, our method also achieves p95 latencies of less than 400 ms for Japanese and Chinese. Compared with SoftMatcha, latency was nearly the same up to 500M tokens, but our method scaled better to larger corpora. From 1B tokens, the latency of SoftMatcha increases almost linearly. In contrast, our method showed almost no increase. Note that the median latencies appear in Appendix E.⁹

5.4 Disk Usage and Index Construction

For the full corpus of FineWeb-Edu (1.4T tokens, 6.7TB), the index of our method is 21.6TB, *including* raw text. This is only 2.2 times greater than infini-gram’s index size (9.9TB, *excluding* raw text), even though infini-gram supports only exact search. For index construction, our method took 53.8 hours, which was faster than infini-gram (61.2 h), infini-gram mini (timeout), and SoftMatcha (timeout).

⁸ At 273B tokens, the duration was 22.2 hours.

⁹ SoftMatcha was unable to handle corpora exceeding 50B tokens due to memory limits and timeout. See Appendix F for details.

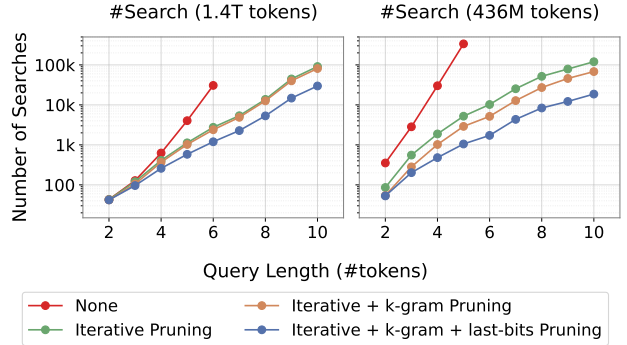


Figure 5. The number of exact string matching lookups with and without enabling the pruning techniques over the FineWeb-Edu dataset (1.4T-token dataset and 436M-token subsampled dataset). No data is displayed if a timeout (10 sec.) occurred.

5.5 Ablation Study

We evaluated the effectiveness of the three pruning techniques explained in §3.3, i.e., (1) iterative-pruning, (2) k -gram pruning, and (3) last-bits pruning. Figure 5 shows the geometric average number of exact string matching lookups for FineWeb-Edu (1.4T-token dataset and 436M-token subsampled dataset). On average, it increases 2.27 times per token with all three pruning techniques, while 5.17 times with none of them, demonstrating the effectiveness of the proposed techniques. See §1.3 for further discussion.

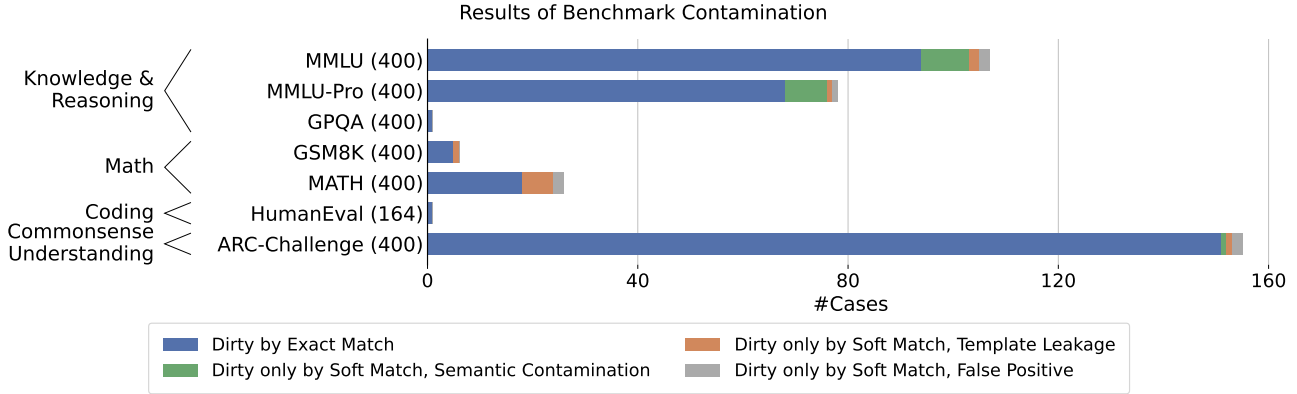


Figure 6. The number of problems flagged as dirty, including the breakdown of contamination. The numbers inside the brackets are the number of samples per dataset. For a dataset of more than 400 samples, we randomly subsampled to 400 samples.

6 Application: Contamination Detection

Evaluating LLMs intrinsically is extremely difficult due to their complexity; therefore, extrinsic evaluation using a benchmark dataset of hard problems is essential for the research and development of LLMs. Therefore, contamination of benchmark (i.e., test set) data by information from the pre-training corpus (i.e., training set) is harmful for the research and development of LLMs.

As a practical case study, this section demonstrates the effectiveness of our method in benchmark contamination detection. Although infini-gram mini (Xu et al., 2025) has also been applied for the same purpose and identified contaminations in 24 popular benchmarks, it solely relies on exact matching. By applying soft search, we can detect two critical forms of leakage that are overlooked by exact matching: (1) **Semantic contamination**, in which a token sequence that is semantically similar to a benchmark task is found in a pre-training corpus; and (2) **Template leakage**, in which a token sequence that is obtained by substituting different numerical expression to a benchmark task is found in a pre-training corpus (e.g., “Alice has 8 pens” and “Alice has 5 pens”).

Contamination Detection Method. Inspired by the experiments in infini-gram mini (Xu et al., 2025), we extract all substrings of a stride of 10-tokens (instead of 50 characters in infini-gram mini), compute

$$\eta = \frac{1}{|S|} \sum_{s \in S} \text{softmatch}(s),$$

where $\text{softmatch}(s)$ is 1 if a substring with similarity ≥ 0.6 exists in the corpus, and 0 otherwise. If $\eta \geq 0.8$, then a benchmark task is marked *dirty*.

Benchmarks and Corpus. We analyze 7 benchmarks that are also used in the experiments of infini-gram (Xu et al.,

2025). The benchmark consists of problems taken from various categories: (1) knowledge and reasoning, (2) math, (3) coding, and (4) common-sense understanding. The full list of benchmarks is in Appendix K. For large test sets, we randomly sampled 400 entries. For benchmarks with questions and answers, we only use the question part as patterns. As a pre-trained corpus, we used the full FineWeb-Edu dataset (1.4T tokens).

Verifying True Contamination. We manually inspected each problem flagged as “dirty” by the soft search but not by the exact match (i.e., maximum similarity < 1.0 but ≥ 0.6), whether the problem is truly contaminated or not. Specifically, we classified each problem as (1) semantic contamination, (2) template leakage, or (3) false positive.

Quantitative Results. Figure 6 shows the number of problems flagged as dirty by exact match and soft search, along with the breakdown of semantic contamination. In total, the standard exact match flagged 338 out of 2,564 samples (13.2%) as dirty. Our method detected an additional 36 samples (1.4%) that the exact match overlooked. Importantly, this manageable volume allowed for exhaustive manual inspection, which revealed a high precision rate of 81% (29/36); 18 were classified as semantic contamination (e.g., comma insertions), and 11 were classified as template leakage (e.g., numerical substitution). The complete list, including the classification results is shown in Appendix K.

Below, we show two different interesting discovered examples of contamination. **Example 1:** In the MMLU benchmark, one question asks “The difference between dc and ac in electric circuits is that in dc, charges flow”. In the corpus, we found the text “The difference between DC and AC \rightleftharpoons electric circuits is that in DC, charges flow in one direction.” appears in the corpus, where “in” is simply deleted. This is an example of semantic contamination that may affect the fairness of evaluation. **Example 2:** In the MATH benchmark, one question reads “The sum of two

numbers is 25 and their difference is 11. What is the larger of the two numbers?”. In the corpus, we found the text “The sum of two numbers is **139** while their difference is **19**. What is the larger of two numbers?” exists in the corpus; one is obtained by numerical substitution from the other. Furthermore, the solution to this problem immediately follows this text in the pre-trained corpus. This is an example of template leakage.

7 Conclusion

We developed an ultra-fast and flexible algorithm for matching queries against trillion-scale natural language corpora under semantic variations, centered on dynamic pruning for semantic query relaxation, built on top of a newly designed, disk-aware suffix-array index. We theoretically analyze how statistical properties of natural language suppress the exponential growth of query variants as query length increases. Empirically, our method achieves soft matching at the 0.1-second level and substantially reduces latency compared with infini-gram, infini-gram mini, and SoftMatcha. As a practical outcome, we show that the proposed method enables the detection of contamination between training corpora and evaluation data.

We also note several limitations of the proposed method. First, it operates at the word level and cannot capture semantic variations that span multiple words, such as the similarity between “U.S.” and “United States.” The theoretical analysis in §4 presupposes statistical regularities of natural language to effectively suppress the combinatorial explosion induced by semantic query relaxation. In addition, the proposed method requires memory and disk resources that scale with corpus size, which can make deployment and system setup demanding.

An important future direction is to strengthen the theoretical grounding of our analysis by collecting broader empirical evidence and relating it to known statistical regularities and universals of natural language. Another promising direction is to incorporate compositional representations, such as sums of word vectors, to better handle multi-word semantic variations; however, doing so would substantially increase the number of substitution candidates, making it challenging to preserve low-latency search. Supporting more general queries, such as wildcards, is also a future direction. Finally, we plan to extend the online demo to additional languages and corpora, enabling broader analysis of large-scale training data and facilitating community use.

Acknowledgements

This work was supported by JSPS KAKENHI JP24KJ0133, JP23K24910; JST CREST JPMJCR2012; JST FOREST JPMJFR2331; JST PRESTO JPMJPR22CA; JST BOOST

JPMJBY24H8, JPMJBS2412; and the Hakubi Project at Kyoto University.

We are grateful to Hiroyuki Deguchi for his helpful remarks on the details of SoftMatcha (Deguchi et al., 2025). We would like to thank Zhenya Zhang, Étienne André, Benjamin Heinzerling, Paolo Arcaini, and Anna Lukina for commenting on the query examples in Chinese, French, German, Italian, and Russian, respectively. We would like to thank Yoshitaka Haribara for his support with the computing environment. We are grateful to Reina Akama for her advice on the public release of our tool.

References

- D. Adjeroh, T. Bell, and A. Mukherjee. *Exact and approximate pattern matching*, pages 187–263. Springer, Boston, MA, 2008. ISBN 978-0-387-78909-5. doi: 10.1007/978-0-387-78909-5_7. URL https://doi.org/10.1007/978-0-387-78909-5_7.
- E. Akyurek, T. Bolukbasi, F. Liu, B. Xiong, I. Tenney, J. Andreas, and K. Guu. Towards tracing knowledge in language models back to the training data. In *Findings of the Association for Computational Linguistics: EMNLP 2022*, pages 2429–2446. Association for Computational Linguistics, Dec. 2022. doi: 10.18653/v1/2022.findings-emnlp.180. URL <http://dx.doi.org/10.18653/v1/2022.findings-emnlp.180>.
- A. Andoni and P. Indyk. Near-optimal hashing algorithms for approximate nearest neighbor in high dimensions. *Commun. ACM*, 51(1):117–122, 1 Jan. 2008. doi: 10.1145/1327452.1327494. URL <http://dx.doi.org/10.1145/1327452.1327494>.
- R. Baeza-Yates and G. Navarro. Block addressing indices for approximate text retrieval. page 1–8, 1997. doi: 10.1145/266714.266719. URL <https://doi.org/10.1145/266714.266719>.
- A. Bellina and V. D. P. Servedio. Cognitive limits shape language statistics, 2025. URL <https://arxiv.org/abs/2503.17512>.
- Y. Bengio, A. Courville, and P. Vincent. Representation learning: a review and new perspectives. *IEEE Trans. Pattern Anal. Mach. Intell.*, 35(8):1798–1828, 1 Aug. 2013. doi: 10.1109/TPAMI.2013.50. URL <http://dx.doi.org/10.1109/TPAMI.2013.50>.
- Berlin-Brandenburgische Akademie der Wissenschaften. DWDS – Digitales Wörterbuch der deutschen Sprache. Das Wortauskunftssystem zur deutschen Sprache in Geschichte und Gegenwart. <https://www.dwds.de/>, 2026. abgerufen am 28.01.2026.

- L. Bottou. Large-scale machine learning with stochastic gradient descent. In *Proceedings of COMPSTAT'2010*, pages 177–186. Physica-Verlag HD, 2010. doi: 10.1007/978-3-7908-2604-3_16. URL http://dx.doi.org/10.1007/978-3-7908-2604-3_16.
- S. Ceri, A. Bozzon, M. Brambilla, E. Della Valle, P. Fraternali, and S. Quarteroni. An Introduction to Information Retrieval. In *Web Information Retrieval*, pages 3–11. Springer Berlin Heidelberg, 2013. doi: 10.1007/978-3-642-39314-3_1. URL <http://dx.doi.org/10.5555/1394399>.
- F. Chang, J. Dean, S. Ghemawat, W. C. Hsieh, D. A. Wallach, M. Burrows, T. Chandra, A. Fikes, and R. E. Gruber. Bigtable: A distributed storage system for structured data. *ACM Transactions on Computer Systems (TOCS)*, 26(2): 1–26, 2008.
- M. Chen. Evaluating large language models trained on code. *arXiv preprint arXiv:2107.03374*, 2021.
- P. Clark, I. Cowhey, O. Etzioni, T. Khot, A. Sabharwal, C. Schoenick, and O. Tafjord. Think you have solved question answering? try arc, the ai2 reasoning challenge. *arXiv preprint arXiv:1803.05457*, 2018.
- K. Cobbe, V. Kosaraju, M. Bavarian, M. Chen, H. Jun, L. Kaiser, M. Plappert, J. Tworek, J. Hilton, R. Nakano, et al. Training verifiers to solve math word problems. *arXiv preprint arXiv:2110.14168*, 2021.
- H. Deguchi, G. Kamoda, Y. Matsushita, C. Taguchi, K. Sue-naga, M. Waga, and S. Yokoi. SoftMatcha: A Soft and Fast Pattern Matcher for Billion-Scale Corpus Searches. In *The Thirteenth International Conference on Learning Representations*, 4 Mar. 2025. URL <https://openreview.net/forum?id=Q6PAnqYVpo>.
- C. Deng, Y. Zhao, X. Tang, M. Gerstein, and A. Cohan. Benchmark Probing: Investigating Data Leakage in Large Language Models. In *NeurIPS 2023 Workshop on Backdoors in Deep Learning - The Good, the Bad, and the Ugly*, 28 Oct. 2023. URL <https://openreview.net/forum?id=a34bgvner1>.
- J. Devlin, M.-W. Chang, K. Lee, and K. Toutanova. BERT: Pre-training of Deep Bidirectional Transformers for Language Understanding. In *Proceedings of the 2019 Conference of the North*, pages 4171–4186. Association for Computational Linguistics, 2019. doi: 10.18653/v1/n19-1423. URL <https://aclanthology.org/N19-1423.pdf>.
- J. Dodge, M. Sap, A. Marasović, W. Agnew, G. Ilharco, D. Groeneveld, M. Mitchell, and M. Gardner. Documenting large webtext corpora: A case study on the colossal clean crawled corpus. In *Proceedings of the 2021 Conference on Empirical Methods in Natural Language Processing*, pages 1286–1305. Association for Computational Linguistics, Nov. 2021. doi: 10.18653/v1/2021.emnlp-main.98. URL <http://dx.doi.org/10.18653/v1/2021.emnlp-main.98>.
- M. Douze, A. Guzhva, C. Deng, J. Johnson, G. Szilvasy, P.-E. Mazaré, M. Lomeli, L. Hosseini, and H. Jégou. The Faiss library. *arXiv [cs.LG]*, 23 Oct. 2025. doi: 10.48550/arXiv.2401.08281. URL <http://arxiv.org/abs/2401.08281>.
- P. Ferragina and G. Manzini. Indexing compressed text. *J. ACM*, 52(4):552–581, 2005. doi: 10.1145/1082036.1082039. URL <https://doi.org/10.1145/1082036.1082039>.
- K. Fukushima. Neocognitron: A self-organizing neural network model for a mechanism of pattern recognition unaffected by shift in position. *Biological Cybernetics*, 36:193–202, 1980. URL <https://api.semanticscholar.org/CorpusID:206775608>.
- T. Gao, X. Yao, and D. Chen. SimCSE: Simple Contrastive Learning of Sentence Embeddings. In *Proceedings of the 2021 Conference on Empirical Methods in Natural Language Processing*, pages 6894–6910. Association for Computational Linguistics, Nov. 2021. doi: 10.18653/v1/2021.emnlp-main.552. URL <http://dx.doi.org/10.18653/v1/2021.emnlp-main.552>.
- Gemma Team, A. Kamath, J. Ferret, S. Pathak, N. Vieillard, R. Merhej, S. Perrin, T. Matejovicova, A. Ramé, M. Rivière, L. Rouillard, T. Mesnard, G. Cideron, J.-B. Grill, S. Ramos, E. Yvinec, M. Casbon, E. Pot, I. Penchev, G. Liu, F. Visin, K. Kenealy, L. Beyer, X. Zhai, A. Tsitsulin, R. Busa-Fekete, A. Feng, N. Sachdeva, B. Coleman, Y. Gao, B. Mustafa, I. Barr, E. Parisotto, D. Tian, M. Eyal, C. Cherry, J.-T. Peter, D. Sinopalnikov, S. Bhupatiraju, R. Agarwal, M. Kazemi, D. Malkin, R. Kumar, D. Vilar, I. Brusilovsky, J. Luo, A. Steiner, A. Friesen, A. Sharma, A. Sharma, A. M. Gilady, A. Goedeckemeyer, A. Saade, A. Feng, A. Kolesnikov, A. Bende-bury, A. Abdagic, A. Vadi, A. György, A. S. Pinto, A. Das, A. Bapna, A. Miech, A. Yang, A. Paterson, A. Shenoy, A. Chakrabarti, B. Piot, B. Wu, B. Shahriari, B. Petrini, C. Chen, C. L. Lan, C. A. Choquette-Choo, C. J. Carey, C. Brick, D. Deutsch, D. Eisenbud, D. Cattle, D. Cheng, D. Paparas, D. S. Sreepathihalli, D. Reid, D. Tran, D. Zelle, E. Noland, E. Huizenga, E. Kharitonov, F. Liu, G. Amirkhanyan, G. Cameron, H. Hashemi, H. Klimczak-Plucińska, H. Singh, H. Mehta, H. T. Lehri, H. Hazimeh, I. Ballantyne, I. Szpektor, I. Nardini, J. Pouget-Abadie, J. Chan, J. Stanton, J. Wieting, J. Lai, J. Orbay, J. Fernandez, J. Newlan, J.-Y. Ji, J. Singh, K. Black,

- K. Yu, K. Hui, K. Vodrahalli, K. Greff, L. Qiu, M. Valentine, M. Coelho, M. Ritter, M. Hoffman, M. Watson, M. Chaturvedi, M. Moynihan, M. Ma, N. Babar, N. Noy, N. Byrd, N. Roy, N. Momchev, N. Chauhan, N. Sachdeva, O. Bunyan, P. Botarda, P. Caron, P. K. Rubenstein, P. Culleton, P. Schmid, P. G. Sessa, P. Xu, P. Stanczyk, P. Tafti, R. Shivanna, R. Wu, R. Pan, R. Rokni, R. Willoughby, R. Vallu, R. Mullins, S. Jerome, S. Smoot, S. Girgin, S. Iqbal, S. Reddy, S. Sheth, S. Pöder, S. Bhatnagar, S. R. Panyam, S. Eiger, S. Zhang, T. Liu, T. Yacovone, T. Liechty, U. Kalra, U. Evci, V. Misra, V. Roseberry, V. Feinberg, V. Kolesnikov, W. Han, W. Kwon, X. Chen, Y. Chow, Y. Zhu, Z. Wei, Z. Egyed, V. Cotruta, M. Giang, P. Kirk, A. Rao, K. Black, N. Babar, J. Lo, E. Moreira, L. G. Martins, O. Sanseviero, L. Gonzalez, Z. Gleicher, T. Warkentin, V. Mirrokni, E. Senter, E. Collins, J. Barral, Z. Ghahramani, R. Hadsell, Y. Matias, D. Sculley, S. Petrov, N. Fiedel, N. Shazeer, O. Vinyals, J. Dean, D. Hassabis, K. Kavukcuoglu, C. Farabet, E. Buchatskaya, J.-B. Alayrac, R. Anil, Dmitry, Lepikhin, S. Borgeaud, O. Bachem, A. Joulin, A. Andreev, C. Hardin, R. Dadashi, and L. Hussenot. Gemma 3 Technical Report. *arXiv [cs.CL]*, 25 Mar. 2025. doi: 10.48550/arXiv.2503.19786. URL <http://arxiv.org/abs/2503.19786>.
- A. Gokaslan, V. Cohen, E. Pavlick, and S. Tellex. OpenWebText Corpus. <http://Skylion007.github.io/OpenWebTextCorpus>, 2019.
- C. Gormley and Z. Tong. *Elasticsearch: The Definitive Guide*. O’Reilly Media, 30 Jan. 2015.
- E. Grave, P. Bojanowski, P. Gupta, A. Joulin, and T. Mikolov. Learning Word Vectors for 157 Languages. In N. Calzolari, K. Choukri, C. Cieri, T. Declerck, S. Goggi, K. Hasida, H. Isahara, B. Maegaard, J. Mariani, H. Mazo, A. Moreno, J. Odijk, S. Piperidis, and T. Tokunaga, editors, *Proceedings of the Eleventh International Conference on Language Resources and Evaluation (LREC 2018)*. European Language Resources Association (ELRA), May 2018. URL <https://aclanthology.org/L18-1550.pdf>.
- Z. Guo, M. Schlichtkrull, and A. Vlachos. A survey on automated fact-checking. *Trans. Assoc. Comput. Linguist.*, 10:178–206, 9 Feb. 2022. doi: 10.1162/tacl_a_00454. URL http://dx.doi.org/10.1162/tacl_a_00454.
- U. GutmannMichael and HyvärinenAapo. Noise-contrastive estimation of unnormalized statistical models, with applications to natural image statistics. *J. Mach. Learn. Res.*, 1 Feb. 2012. doi: 10.5555/2188385.2188396. URL <http://dx.doi.org/10.5555/2188385.2188396>.
- D. Hendrycks, C. Burns, S. Basart, A. Zou, M. Mazeika, D. Song, and J. Steinhardt. Measuring massive multitask language understanding. *arXiv preprint arXiv:2009.03300*, 2020.
- D. Hendrycks, C. Burns, S. Kadavath, A. Arora, S. Basart, E. Tang, D. Song, and J. Steinhardt. Measuring mathematical problem solving with the math dataset. *arXiv preprint arXiv:2103.03874*, 2021.
- G. E. Hinton, S. Osindero, and Y.-W. Teh. A fast learning algorithm for deep belief nets. *Neural Comput.*, 18(7): 1527–1554, July 2006. doi: 10.1162/neco.2006.18.7.1527. URL <http://dx.doi.org/10.1162/neco.2006.18.7.1527>.
- P. Indyk and R. Motwani. Approximate nearest neighbors: towards removing the curse of dimensionality. In *Proceedings of the thirtieth annual ACM symposium on Theory of computing - STOC ’98*, pages 604–613. ACM Press, 1998. doi: 10.1145/276698.276876. URL <http://dx.doi.org/10.1145/276698.276876>.
- D. Ippolito, F. Tramer, M. Nasr, C. Zhang, M. Jagielski, K. Lee, C. Choquette Choo, and N. Carlini. Preventing generation of verbatim memorization in language models gives a false sense of privacy. In *Proceedings of the 16th International Natural Language Generation Conference*, pages 28–53. Association for Computational Linguistics, 2023. doi: 10.18653/v1/2023.inlg-main.3. URL <http://dx.doi.org/10.18653/v1/2023.inlg-main.3>.
- J. Kaplan, S. McCandlish, T. Henighan, T. B. Brown, B. Chess, R. Child, S. Gray, A. Radford, J. Wu, and D. Amodei. Scaling laws for neural language models. *arXiv [cs.LG]*, 22 Jan. 2020. doi: 10.48550/arXiv.2001.08361. URL <http://arxiv.org/abs/2001.08361>.
- V. Karpukhin, B. Oguz, S. Min, P. Lewis, L. Wu, S. Edunov, D. Chen, and W.-T. Yih. Dense passage retrieval for open-domain question answering. In *Proceedings of the 2020 Conference on Empirical Methods in Natural Language Processing (EMNLP)*, pages 6769–6781. Association for Computational Linguistics, Nov. 2020. doi: 10.18653/v1/2020.emnlp-main.550. URL <http://dx.doi.org/10.18653/v1/2020.emnlp-main.550>.
- B. W. Kernighan and M. M. Douglas. *UNIX Programmer’s Manual (Seventh Edition)*. Bell Telephone Laboratories, 1979.
- D. P. Kingma and J. Ba. Adam: A method for stochastic optimization. *arXiv [cs.LG]*, 22 Dec. 2014. doi: 10.48550/arXiv.1412.6980. URL <http://arxiv.org/abs/1412.6980>.

- D. Knight. Corpus linguistics: Methods, theory and practice by Tony McEnery and Andrew Hardie. In *Yearbook of Corpus Linguistics and Pragmatics 2013*, volume 1, pages 275–277. Springer Netherlands, 9 Apr. 2013. doi: 10.1007/978-94-007-6250-3_13. URL http://dx.doi.org/10.1007/978-94-007-6250-3_13.
- P. Koehn, H. Hoang, A. Birch, C. Callison-Burch, M. Federico, N. Bertoldi, B. Cowan, W. Shen, C. Moran, R. Zens, C. Dyer, O. Bojar, A. Constantin, and E. Herbst. Moses: Open source toolkit for statistical machine translation. In *Proceedings of the 45th Annual Meeting of the Association for Computational Linguistics*, pages 177–180, Prague, Czech Republic, June 2007. Association for Computational Linguistics. URL <https://aclanthology.org/P07-2045>.
- T. Kudo, H. Kazawa, and Y. Matsumoto. Japanese morphological analysis with conditional random fields. In *Proceedings of the 10th Annual Meeting of the Association for Natural Language Processing*, pages 592–595, 2004. (in Japanese).
- H. Kučera and W. N. Francis. *Computational Analysis of Present-Day American English*. Brown University Press, 1967.
- P. Lewis, E. Perez, A. Piktus, F. Petroni, V. Karpukhin, N. Goyal, H. Küttler, M. Lewis, W.-T. Yih, T. Rocktäschel, S. Riedel, and D. Kiela. Retrieval-augmented generation for knowledge-intensive NLP tasks. *arXiv [cs.CL]*, 22 May 2020. URL <http://arxiv.org/abs/2005.11401>.
- Lexical Computing. BROWN Corpus. <https://www.sketchengine.eu/brown-corpus/>, 26 May 2015.
- J. Liu, S. Min, L. Zettlemoyer, Y. Choi, and H. Hajishirzi. Infini-gram: Scaling Unbounded n-gram Language Models to a Trillion Tokens. In *First Conference on Language Modeling*, 26 Aug. 2024. URL <https://openreview.net/forum?id=u2vAyMeLMm>.
- A. Lozhkov, L. Ben Allal, L. von Werra, and T. Wolf. FineWeb-Edu: the Finest Collection of Educational Content, 2024. URL <http://dx.doi.org/10.57967/hf/2497>.
- H. P. Luhn. Key word-in-context index for technical literature (kwic index). *Am. Doc.*, 11(4):288–295, 1 Oct. 1960. doi: 10.1002/asi.5090110403. URL <http://dx.doi.org/10.1002/asi.5090110403>.
- Y. A. Malkov and D. A. Yashunin. Efficient and robust approximate nearest neighbor search using hierarchical Navigable Small World graphs. *IEEE Trans. Pattern Anal. Mach. Intell.*, 42(4):824–836, 1 Apr. 2020. doi: 10.1109/TPAMI.2018.2889473. URL <http://dx.doi.org/10.1109/TPAMI.2018.2889473>.
- U. Manber and G. Myers. Suffix arrays: A new method for on-line string searches. In *Proceedings of the First Annual ACM-SIAM Symposium on Discrete Algorithms, SODA '90*, page 319–327, USA, 1990. Society for Industrial and Applied Mathematics. ISBN 0898712513.
- C. Manning and H. Schuetze. *Foundations of statistical natural language processing*. Foundations of Statistical Natural Language Processing. MIT Press, 28 May 1999.
- Meta. The Llama 4 herd: The beginning of a new era of natively multimodal AI innovation. <https://ai.meta.com/blog/llama-4-multimodal-intelligence/>, 25 Apr. 2025.
- T. Mikolov, K. Chen, G. Corrado, and J. Dean. Efficient estimation of word representations in vector space. *arXiv [cs.CL]*, 16 Jan. 2013. URL <http://arxiv.org/abs/1301.3781>.
- NINJAL. 中納言. <https://chunagon.ninjal.ac.jp/>, 2011.
- M. Oyama, S. Yokoi, and H. Shimodaira. Norm of word embedding encodes information gain. In *Proceedings of the 2023 Conference on Empirical Methods in Natural Language Processing*, pages 2108–2130. Association for Computational Linguistics, Dec. 2023. doi: 10.18653/v1/2023.emnlp-main.131. URL <https://aclanthology.org/2023.emnlp-main.131.pdf>.
- R. Parker, D. Graff, J. Kong, K. Chen, and K. Maeda. English Gigaword Fifth Edition. Web Download, 2011. URL <http://dx.doi.org/10.35111/wk4f-qt80>.
- G. Penedo, H. Kydlíček, A. Lozhkov, M. Mitchell, C. A. Raffel, L. Von Werra, T. Wolf, et al. The fineweb datasets: Decanting the web for the finest text data at scale. *Advances in Neural Information Processing Systems*, 37: 30811–30849, 2024a.
- G. Penedo, H. Kydlíček, L. B. Allal, A. Lozhkov, M. Mitchell, C. Raffel, L. V. Werra, and T. Wolf. The FineWeb Datasets: Decanting the Web for the Finest Text Data at Scale. In *The Thirty-eight Conference on Neural Information Processing Systems Datasets and Benchmarks Track*, 2024b. URL <https://openreview.net/forum?id=n6SCkn2QaG>.
- J. Pennington, R. Socher, and C. D. Manning. GloVe: Global Vectors for Word Representation. In *Proceedings of the 2014 Conference on Empirical Methods in Natural Language Processing (EMNLP)*, pages 1532–1543, Oct. 2014. doi: 10.3115/v1/D14-1162. URL <https://aclanthology.org/D14-1162.pdf>.

- A. Radford, J. Wu, R. Child, D. Luan, D. Amodei, and I. Sutskever. Language Models are Unsupervised Multitask Learners. *OpenAI blog*, 1(8):9, 2019. URL <https://insightcivic.s3.us-east-1.amazonaws.com/language-models.pdf>.
- C. Raffel, N. Shazeer, A. Roberts, K. Lee, S. Narang, M. Matena, Y. Zhou, W. Li, and P. J. Liu. Exploring the limits of transfer learning with a unified text-to-text transformer. *arXiv [cs.LG]*, 23 Oct. 2019. URL <http://arxiv.org/abs/1910.10683>.
- C. Raffel, N. Shazeer, A. Roberts, K. Lee, S. Narang, M. Matena, Y. Zhou, W. Li, and P. J. Liu. Exploring the limits of transfer learning with a unified text-to-text transformer. *Journal of machine learning research*, 21 (140):1–67, 2020.
- N. Reimers and I. Gurevych. Sentence-BERT: Sentence embeddings using Siamese BERT-networks. In *Proceedings of the 2019 Conference on Empirical Methods in Natural Language Processing and the 9th International Joint Conference on Natural Language Processing (EMNLP-IJCNLP)*, pages 3982–3992. Association for Computational Linguistics, Nov. 2019. doi: 10.18653/v1/d19-1410. URL <http://dx.doi.org/10.18653/v1/D19-1410>.
- D. Rein, B. L. Hou, A. C. Stickland, J. Petty, R. Y. Pang, J. Dirani, J. Michael, and S. R. Bowman. Gpqa: A graduate-level google-proof q&a benchmark. In *First Conference on Language Modeling*, 2024.
- S. E. Robertson, S. Walker, S. Jones, M. Hancock-Beaulieu, and M. Gatford. Okapi at TREC-3. In D. K. Harman, editor, *Proceedings of The Third Text REtrieval Conference, TREC 1994, Gaithersburg, Maryland, USA, November 2-4, 1994*, volume 500-225 of *NIST Special Publication*, pages 109–126. National Institute of Standards and Technology (NIST), 1994. URL <http://trec.nist.gov/pubs/trec3/papers/city.ps.gz>.
- D. E. Rumelhart, G. E. Hinton, and R. J. Williams. Learning representations by back-propagating errors. *Nature*, 323 (6088):533–536, Oct. 1986. doi: 10.1038/323533a0. URL <http://dx.doi.org/10.1038/323533a0>.
- G. Salton and C. Buckley. Term-weighting approaches in automatic text retrieval. *Inf. Process. Manag.*, 24(5):513–523, 1 Jan. 1988. doi: 10.1016/0306-4573(88)90021-0. URL [http://dx.doi.org/10.1016/0306-4573\(88\)90021-0](http://dx.doi.org/10.1016/0306-4573(88)90021-0).
- J. F. Silva and J. C. Cunha. An empirical model for n-gram frequency distribution in large corpora. In *Advances in Knowledge Discovery and Data Mining: 24th Pacific-Asia Conference, PAKDD 2020, Singapore, May 11–14, 2020, Proceedings, Part II*, page 840–851, Berlin, Heidelberg, 2020. Springer-Verlag. ISBN 978-3-030-47435-5. doi: 10.1007/978-3-030-47436-2_63. URL https://doi.org/10.1007/978-3-030-47436-2_63.
- A. Singh, A. Fry, A. Perelman, A. Tart, A. Ganesh, A. El-Kishky, A. McLaughlin, A. Low, A. J. Ostrow, A. Ananthram, A. Nathan, A. Luo, A. Helyar, A. Madry, A. Efremov, A. Spyra, A. Baker-Whitcomb, A. Beutel, A. Karpenko, A. Makelov, A. Neitz, A. Wei, A. Barr, A. Kirchmeyer, A. Ivanov, A. Christakis, A. Gillespie, A. Tam, A. Bennett, A. Wan, A. Huang, A. M. Sandjideh, A. Yang, A. Kumar, A. Saraiva, A. Vallone, A. Gheorghe, A. G. Garcia, A. Braunstein, A. Liu, A. Schmidt, A. Mereskin, A. Mishchenko, A. Applebaum, A. Rogerson, A. Rajan, A. Wei, A. Kotha, A. Srivastava, A. Agrawal, A. Vijayvergiya, A. Tyra, A. Nair, A. Nayak, B. Eggers, B. Ji, B. Hoover, B. Chen, B. Chen, B. Barak, B. Minaiev, B. Hao, B. Baker, B. Lightcap, B. McKinzie, B. Wang, B. Quinn, B. Fioca, B. Hsu, B. Yang, B. Yu, B. Zhang, B. Brenner, C. R. Zetino, C. Raymond, C. Lugaresi, C. Paz, C. Hudson, C. Whitney, C. Li, C. Chen, C. Cole, C. Voss, C. Ding, C. Shen, C. Huang, C. Colby, C. Hallacy, C. Koch, C. Lu, C. Kaplan, C. Kim, C. J. Minott-Henriques, C. Frey, C. Yu, C. Czarnecki, C. Reid, C. Wei, C. Decareaux, C. Scheau, C. Zhang, C. Forbes, D. Tang, D. Goldberg, D. Roberts, D. Palmie, D. Kappler, D. Levine, D. Wright, D. Leo, D. Lin, D. Robinson, D. Grabb, D. Chen, D. Lim, D. Salama, D. Bhattacharjee, D. Tsipras, D. Li, D. Yu, D. J. Strouse, D. Williams, D. Hunn, E. Bayes, E. Arbus, E. Akyurek, E. Y. Le, E. Widmann, E. Yani, E. Proehl, E. Sert, E. Cheung, E. Schwartz, E. Han, E. Jiang, E. Mitchell, E. Sigler, E. Wallace, E. Ritter, E. Kavanaugh, E. Mays, E. Nikishin, F. Li, F. P. Such, F. d. A. B. Peres, F. Raso, F. Bekerman, F. Tsimplouras, F. Chantzis, F. Song, F. Zhang, G. Raila, G. McGrath, G. Briggs, G. Yang, G. Parascandolo, G. Chabot, G. Kim, G. Zhao, G. Valiant, G. Leclerc, H. Salman, H. Wang, H. Sheng, H. Jiang, H. Wang, H. Jin, H. Sikchi, H. Schmidt, H. Aspegren, H. Chen, H. Qiu, H. Lightman, I. Covert, I. Kivlichan, I. Silber, I. Sohl, I. Hammoud, I. Clavera, I. Lan, I. Akkaya, I. Kostrikov, I. Kofman, I. Etinger, I. Singal, J. Hehir, J. Huh, J. Pan, J. Wilczynski, J. Pachocki, J. Lee, J. Quinn, J. Kiros, J. Kalra, J. Samaroo, J. Wang, J. Wolfe, J. Chen, J. Wang, J. Harb, J. Han, J. Wang, J. Zhao, J. Chen, J. Yang, J. Tworek, J. Chand, J. Landon, J. Liang, J. Lin, J. Liu, J. Wang, J. Tang, J. Yin, J. Jang, J. Morris, J. Flynn, J. Ferstad, J. Heidecke, J. Fishbein, J. Hallman, J. Grant, J. Chien, J. Gordon, J. Park, J. Liss, J. Kraaijeveld, J. Guay, J. Mo, J. Lawson, J. McGrath, J. Vendrow, J. Jiao, J. Lee, J. Steele, J. Wang, J. Mao, K. Chen,

- K. Hayashi, K. Xiao, K. Salahi, K. Wu, K. Sekhri, K. Sharma, K. Singhal, K. Li, K. Nguyen, K. Gu-Lemberg, K. King, K. Liu, K. Stone, K. Yu, K. Ying, K. Georgiev, K. Lim, K. Tirumala, K. Miller, L. Ahmad, L. Lv, L. Clare, L. Fauconnet, L. Itow, L. Yang, L. Romanuik, L. Anise, L. Byron, L. Pathak, L. Maksin, L. Lo, L. Ho, L. Jing, L. Wu, L. Xiong, L. Mamitsuka, L. Yang, L. McCallum, L. Held, L. Bourgeois, L. Engstrom, L. Kuhn, L. Feuvrier, L. Zhang, L. Switzer, L. Kondraciuk, L. Kaiser, M. Joglekar, M. Singh, M. Shah, M. Stratta, M. Williams, M. Chen, M. Sun, M. Cayton, M. Li, M. Zhang, M. Aljube, M. Nichols, M. Haines, M. Schwarzer, M. Gupta, M. Shah, M. Huang, M. Dong, M. Wang, M. Glaese, M. Carroll, M. Lampe, M. Malek, M. Sharman, M. Zhang, M. Wang, M. Pokrass, M. Florian, M. Pavlov, M. Wang, M. Chen, M. Wang, M. Feng, M. Bavarian, M. Lin, M. Abdool, M. Rohaninejad, N. Soto, N. Staudacher, N. LaFontaine, N. Marwell, N. Liu, N. Preston, N. Turley, N. Ansman, N. Blades, N. Pancha, N. Mikhaylin, N. Felix, N. Handa, N. Rai, N. Keskar, N. Brown, O. Nachum, O. Boiko, O. Murk, O. Watkins, O. Gleeson, P. Mishkin, P. Lesiewicz, P. Baltescu, P. Belov, P. Zhokhov, P. Pronin, P. Guo, P. Thacker, Q. Liu, Q. Yuan, Q. Liu, R. Dias, R. Puckett, R. Arora, R. T. Mullapudi, R. Gaon, R. Miyara, R. Song, R. Aggarwal, R. J. Marsan, R. Yemiru, R. Xiong, R. Kshirsagar, R. Nuttall, R. Tsiupa, R. Eldan, R. Wang, R. James, R. Ziv, R. Shu, R. Nigmatullin, S. Jain, S. Talaie, S. Altman, S. Arnesen, S. Toizer, S. Toyer, S. Miserendino, S. Agarwal, S. Yoo, S. Heon, S. Ethersmith, S. Grove, S. Taylor, S. Bubeck, S. Banerjee, S. Amdo, S. Zhao, S. Wu, S. Santurkar, S. Zhao, S. R. Chaudhuri, S. Krishnaswamy, Shuaiqi, Xia, S. Cheng, S. Anadkat, S. P. Fishman, S. Tobin, S. Fu, S. Jain, S. Mei, S. Egoian, S. Kim, S. Golden, S. Q. Mah, S. Lin, S. Imm, S. Sharpe, S. Yadlowsky, S. Choudhry, S. Eum, S. Sanjeev, T. Khan, T. Stramer, T. Wang, T. Xin, T. Gogineni, T. Christianson, T. Sanders, T. Patwardhan, T. Degry, T. Shadwell, T. Fu, T. Gao, T. Garipov, T. Sriskandarajah, T. Sherbakov, T. Kaftan, T. Hiratsuka, T. Wang, T. Song, T. Zhao, T. Peterson, V. Kharitonov, V. Chernova, V. Kosaraju, V. Kuo, V. Pong, V. Verma, V. Petrov, W. Jiang, W. Zhang, W. Zhou, W. Xie, W. Zhan, W. McCabe, W. DePue, W. Ellsworth, W. Bain, W. Thompson, X. Chen, X. Qi, X. Xiang, X. Shi, Y. Dubois, Y. Yu, Y. Khakbaz, Y. Wu, Y. Qian, Y. T. Lee, Y. Chen, Y. Zhang, Y. Xiong, Y. Tian, Y. Cha, Y. Bai, Y. Yang, Y. Yuan, Y. Li, Y. Zhang, Y. Yang, Y. Jin, Y. Jiang, Y. Wang, Y. Wang, Y. Liu, Z. Stubenvoll, Z. Dou, Z. Wu, and Z. Wang. OpenAI GPT-5 System Card. *arXiv [cs.CL]*, 19 Dec. 2025. doi: 10.48550/arXiv.2601.03267. URL <http://arxiv.org/abs/2601.03267>.
- L. Soldaini, R. Kinney, A. Bhagia, D. Schwenk, D. Atkinson, R. Authur, B. Bogin, K. Chandu, J. Dumas, Y. Elazar, V. Hofmann, A. H. Jha, S. Kumar, L. Lucy, X. Lyu, N. Lambert, I. Magnusson, J. Morrison, N. Muennighoff, A. Naik, C. Nam, M. E. Peters, A. Ravichander, K. Richardson, Z. Shen, E. Strubell, N. Subramani, O. Tafford, P. Walsh, L. Zettlemoyer, N. A. Smith, H. Hajishirzi, I. Beltagy, D. Groeneveld, J. Dodge, and K. Lo. Dolma: an Open Corpus of Three Trillion Tokens for Language Model Pretraining Research. *arXiv preprint*, 2024.
- Y. Sun, Y. Gai, L. Chen, A. Ravichander, Y. Choi, N. Dziri, and D. Song. Why and How LLMs Hallucinate: Connecting the Dots with Subsequence Associations. In *The Thirty-ninth Annual Conference on Neural Information Processing Systems*, 29 Oct. 2025. URL <https://openreview.net/forum?id=K2Q4Jp4RbB>.
- I. Sutskever, O. Vinyals, and Q. V. Le. Sequence to Sequence Learning with Neural Networks. In Z. Ghahramani, M. Welling, C. Cortes, N. D. Lawrence, and K. Q. Weinberger, editors, *Advances in Neural Information Processing Systems 27: Annual Conference on Neural Information Processing Systems 2014, December 8-13 2014, Montreal, Quebec, Canada*, pages 3104–3112, 2014. URL <https://proceedings.neurips.cc/paper/2014/hash/a14ac55a4f27472c5d894ec1c3c743d2-Abstract.html>.
- The ICU Project. International components for unicode. <https://icu.unicode.org/>, 2024.
- H. Touvron, L. Martin, K. Stone, P. Albert, A. Almahairi, Y. Babaei, N. Bashlykov, S. Batra, P. Bhargava, S. Bhosale, et al. Llama 2: Open foundation and fine-tuned chat models. *arXiv preprint arXiv:2307.09288*, 2023.
- D. C. van Leijenhorst and T. P. van der Weide. A formal derivation of heaps’ law. *Inf. Sci.*, 170(2-4):263–272, 2005. doi: 10.1016/J.INS.2004.03.006. URL <https://doi.org/10.1016/j.ins.2004.03.006>.
- A. Vaswani, N. Shazeer, N. Parmar, J. Uszkoreit, L. Jones, A. N. Gomez, Ł. Kaiser, and I. Polosukhin. Attention is All you Need. *Advances in Neural Information Processing Systems*, 30, 2017. URL https://proceedings.neurips.cc/paper_files/paper/2017/file/3f5ee243547dee91fbd053c1c4a845aa-Paper.pdf.
- R. A. Wagner and M. J. Fischer. The string-to-string correction problem. *J. ACM*, 21(1):168–173, 1974. doi: 10.1145/321796.321811. URL <https://doi.org/10.1145/321796.321811>.
- Y. Wang, X. Ma, G. Zhang, Y. Ni, A. Chandra, S. Guo, W. Ren, A. Arulraj, X. He, Z. Jiang, et al. Mmlu-pro: A

- more robust and challenging multi-task language understanding benchmark. *Advances in Neural Information Processing Systems*, 37:95266–95290, 2024.
- S. Wu and U. Manber. Agrep—a fast approximate pattern-matching tool. In *Usenix Winter 1992 Technical Conference*, pages 153–162, 1992.
- H. Xu, J. Liu, Y. Choi, N. A. Smith, and H. Hajishirzi. Infinitigram mini: Exact n-gram Search at the Internet Scale with FM-Index. In *Proceedings of the 2025 Conference on Empirical Methods in Natural Language Processing*, pages 24955–24980. Association for Computational Linguistics, Nov. 2025. doi: 10.18653/v1/2025.emnlp-main.1268. URL <http://dx.doi.org/10.18653/v1/2025.emnlp-main.1268>.
- R. Xu, Z. Wang, R.-Z. Fan, and P. Liu. Benchmarking benchmark leakage in Large Language Models. *arXiv [cs.CL]*, 29 Apr. 2024. doi: 10.48550/arXiv.2404.18824. URL <http://arxiv.org/abs/2404.18824>.
- S. Yokoi, H. Bao, H. Kurita, and H. Shimodaira. Zipfian Whitening. In *The Thirty-eighth Annual Conference on Neural Information Processing Systems*, 6 Nov. 2024. URL <https://openreview.net/forum?id=pASJxzMJb7>.
- J. Zobel and A. Moffat. Inverted files for text search engines. *ACM Comput. Surv.*, 38(2):6, 2006. doi: 10.1145/1132956.1132959. URL <https://doi.org/10.1145/1132956.1132959>.

A Web Interface

As noted in the abstract, we provide a web interface (demo tool) that works for corpora of up to hundreds of billions of tokens; see Figure 7. Figure 8 shows another screenshot of our demo. You can use the demo via the following link:

<http://softmatcha-2.s3-website-ap-northeast-1.amazonaws.com/>

B Tokenizers and Embeddings

Details of Embeddings. For English, we use glove-wiki-gigaword-300 (Pennington et al., 2014) with a vocabulary size of 400,000. For other languages, we use facebook/fasttext-{ja, zh, fr, de, it}-vectors (Grave et al., 2018) with a vocabulary size of 524,288. Although the original fastText models contain 2,000,000 words, we restrict the vocabulary to the top 524,288 entries to improve retrieval latency.

Subword Tokenizer. We also conducted an experiment with a model with subword tokenizer (see Appendix G for details). We selected meta-llama/Llama-2-7b-hf with a vocabulary size of 32,000 in this experiment.

Compatibility. The tokenizers and embeddings we used (e.g., Moses and Glove) are not completely compatible, but empirically they are compatible in most of the cases.

C Multilingual Applicability

We also conducted some qualitative evaluations for Japanese, Chinese, French, German, Italian, and Russian. Tables 5 to 10 show the results along with translations to English, and all of them were able to capture semantic similarities and insertions/deletions.

C.1 Japanese

Table 5 shows example search results for a Japanese corpus (C4 with 2.14B tokens) with a query “大阪までの2時間半” meaning “the two and a half hours to Osaka”. We observe that all the search results have a similar meaning: they are about the time from or to a city in Japan (e.g., Kyoto). Notably, we observe that token removal also occurs in Japanese: in 大阪まで4時間半 (#1), the token “の” that makes “4時間半” a noun phrase.

C.2 Chinese

Table 6 shows example search results for a Chinese corpus (C4 with 2.24B tokens). For Query 1 (从中国到美国的

旅游, meaning “travel from China to the United States”), most search results follow the same template: 从 {place} 到 {place} (的) {travel-related noun}, where 从 means “from,” 到 means “to,” 的 marks a modifier, and 旅游/游客 mean “travel”/“tourists”, with small variations such as replacing the origin/destination places (e.g., 从中国到美国的高铁 (#5), meaning “high-speed rail from China to the United States”) or switching to a related relation such as “between” by using 和 (“and”) (e.g., 从中国和美国的机票 (#4), meaning “air tickets between China and the United States”).

For Queries 2-1 and 2-2 (我中午吃饭的和 我中午吃饭的, both meaning “what I eat at noon”), most search results follow the same template: {person} {time} {eat/sleep} (的) (where 我/你/您 mean “I/you/polite you,” 中午/晚上 mean “at noon/at night,” 吃饭/吃饭 mean “eat (a meal),” and 睡觉/睡觉 mean “sleep”), with small variations such as changing the person (e.g., 你中午吃饭的 (#2) of Table 6c, meaning “what you eat at noon”), changing the time and verb (e.g., 我晚上睡觉的 (#4) of Table 6c, meaning “what I do at night: sleep”), or omitting the final particle 的 (e.g., 我中午吃饭 (#1) of Table 6b, meaning “I eat lunch at noon”).

Queries 2-1 and 2-2 are identical in meaning but use different scripts: Query 2-1 uses traditional characters (e.g., 吃饭, 睡觉), whereas Query 2-2 uses simplified characters (e.g., 吃饭, 睡觉). This difference is reflected in the results: most matches for Query 2-1 are written in traditional characters, while most matches for Query 2-2 are written in simplified characters. At the same time, cross-script matching still occurs, for example, #2 of Table 6b matches a traditional-character query with a simplified-character pattern (我中午吃饭的, meaning “what I eat at noon”).

C.3 French

Table 7 shows example search results for a French corpus (C4 with 978M tokens). For Query 1 (*je mange de la viande*, meaning “I eat meat”), most search results follow the same template: {subject} (ne) {eat} (pas) de la {food}, where *je/you* mean “I”/“we,” *mange* means “eat,” *ne ... pas* expresses negation, and *viande/nourriture* mean “meat”/“food”, with small variations such as adding negation (e.g., *ne mange de la viande* (#2), meaning “(someone) does not eat meat”) or replacing the verb with a near-synonym (e.g., *je consomme de la viande* (#4), meaning “I consume meat”). We also observe a grammatical error in #13: *je mange viande*; the grammatical form is *je mange de la viande*.

For Query 2 (*de la vérification formelle*, meaning “of formal verification”), most search results follow the same template: ({determiner}) *vérification* {modifier}, where *de la/la/sa* mean “of the”/“the”/“its,” and *formelle* means “formal”, with small variations such as dropping the determiner

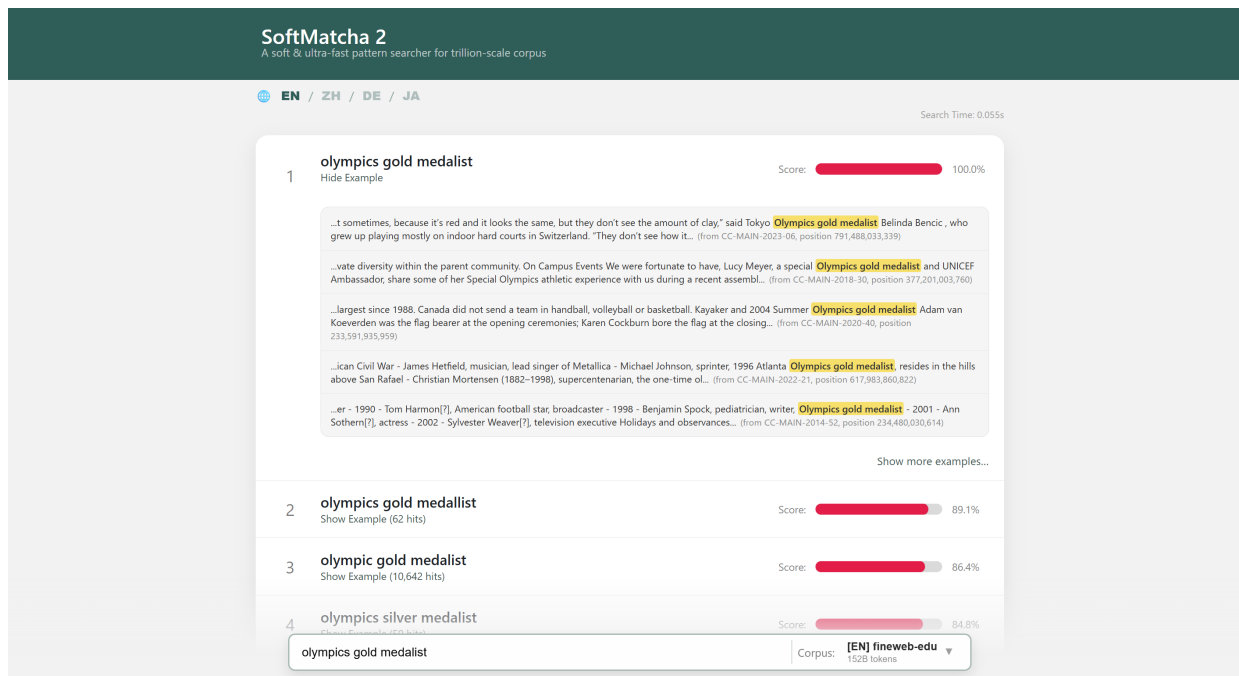


Figure 7. Screenshot of a search for “olympics gold medalist”, showing example matches. In this example, the demo returns the top 20 patterns in 55 ms.

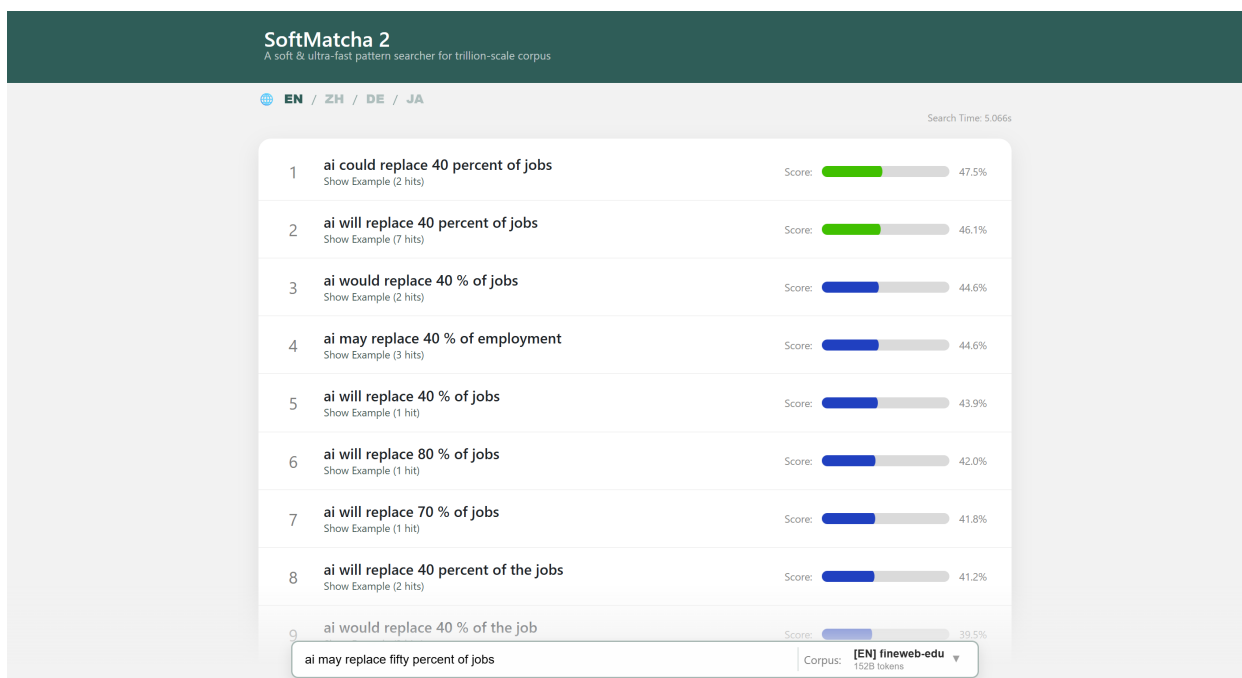


Figure 8. Screenshot of a search for “ai may replace fifty percent of jobs”. Using extended search mode, the demo returns 40 patterns with similarity ≥ 0.27 .

Table 5. Example search results for C4 (Japanese, subsampled 2.14B tokens) using the proposed method. Numbers in parentheses indicate hit counts.

(a) Query 1: 大阪までの 2 時間半 (meaning: “the two and a half hours to Osaka”)

#	Pattern	Translation	Similarity
1	大阪 まで 4 時間 半 (1)	it takes four hours and a half to Osaka	75.0%
2	大阪 から 7 時間 半 (1)	it takes seven and a half hours from Osaka	58.9%
3	京都 まで が 2 時間 半 (1)	it takes two and a half hours to Kyoto	57.4%
4	神戸 から、 2 時間 半 (1)	it takes two and a half hours from Kobe	55.2%
5	東京 まで 1 時間 半 (1)	it takes one and a half hours to Tokyo	53.0%
⋮			
20	名古屋 から 2 時間 半 (1)	it takes two and a half hours from Nagoya	47.9%

Table 6. Example search results for C4 (Chinese, subsampled 2.24B tokens) using the proposed method. Numbers in parentheses indicate hit counts.

(a) Query 1: 从中国到美国的旅游 (meaning: “travel from China to the United States”)

#	Pattern	Translation	Similarity
1	从 中国 到 美国 旅游 (1)	travel from China to the United States	78.3%
2	从 欧洲 去 美国 的 游客 (2)	tourists traveling from Europe to the United States	46.2%
3	从 武汉 到 韩国 的 游客 (1)	tourists traveling from Wuhan to South Korea	45.4%
4	从 中国 和 美国 的 机票 (1)	air tickets between China and the United States	44.2%
5	从 中国 到 美国 的 高铁 (1)	high-speed rail from China to the United States	44.1%
6	从 中国 到 欧洲 的 运输 (1)	transportation from China to Europe	43.8%
7	从 日本 到 美国 的 机票 (2)	air tickets from Japan to the United States	43.7%

(b) Query 2-1: 我 中午 吃饭 的 (meaning: “what I eat at noon”)

#	Pattern	Translation	Similarity
1	我 中午 吃饭 (1)	I eat lunch	69.3%
2	我 中午 吃饭 的 (9)	what I eat at noon	63.2%
3	你 中午 吃饭 的 (1)	what you eat at noon	60.7%
4	你 晚上 睡觉 的 (1)	what you do at night: sleep	59.2%
5	我 晚上 睡觉 , (1)	I sleep at night,	58.1%
⋮			
20	您 晚上 吃饭 , (2)	you eat dinner, (polite)	49.9%

(c) Query 2-2: 我 中午 吃饭 的 (meaning: “what I eat at noon”)

#	Pattern	Translation	Similarity
1	我 中午 吃饭 的 (9)	what I eat at noon	100.0%
2	你 中午 吃饭 的 (1)	what you eat at noon	76.8%
3	我 中午 吃饭 (9)	I eat lunch at noon	69.3%
4	我 晚上 睡觉 的 (3)	what I do at night: sleep	64.0%
5	你 晚上 睡觉 的 (2)	what you do at night: sleep	61.4%
⋮			
20	自己 正午 吃饭 的 (1)	what oneself eats at noon	53.9%

Table 7. Example search results for C4 (French, subsampled 978M tokens) using the proposed method. Numbers in parentheses indicate hit counts.

(a) Query 1: *je mange de la viande* (meaning: “I eat meat”)

#	Pattern	Translation	Similarity
1	<i>je mange de la viande</i> (17)	I eat meat	100.0%
2	<i>ne mange de la viande</i> (1)	(does) not eat meat	69.7%
3	<i>je remange de la viande</i> (1)	I eat meat again	68.9%
4	<i>je consomme de la viande</i> (1)	I consume meat	63.2%
⋮			
13	<i>je mange viande</i> (1)	I eat meat (with a grammatical error)	58.0%
⋮			
20	<i>on mange de la nourriture</i> (1)	we eat food	53.8%

(b) Query 2: *de la vérification formelle* (meaning: “of formal verification”)

#	Pattern	Translation	Similarity
1	<i>de la vérification formelle</i> (4)	of formal verification	100.0%
2	<i>la vérification formelle</i> (10)	the formal verification	79.9%
3	<i>sa vérification formelle</i> (1)	its formal verification	64.5%
4	<i>de la vérification rigoureuse</i> (1)	of rigorous verification	55.8%
5	<i>vérification formelle</i> (16)	formal verification	50.6%
⋮			
15	<i>et la vérification formels</i> (1)	and the formal verification(s)	45.1%

(e.g., *vérification formelle* (#5), meaning “formal verification”) or replacing the modifier with a semantically close one (e.g., *de la vérification rigoureuse* (#4), meaning “of rigorous verification”).

Token insertion and removal occur in French, such as *de la vérification formelle* (“of formal verification”; Query 2) vs. *vérification formelle* (“formal verification”; #5 in Table 7b).

C.4 German

Table 8 shows example search results for a German corpus (C4 with 1.10B tokens). For Query 1 (*der Bus von Graz nach Wien*, meaning “the bus from Graz to Vienna”), the search results largely preserve the same template: (*article*) {*Bus/Taxi/Flug*} *von* {*city*} *nach* {*city*} (*Bus/Taxi/Flug* mean “bus/taxi/flight,” *von* means “from,” and *nach* means “to”), while substituting the vehicle type and the origin/destination cities (e.g., #1 is “the bus from Vienna to Munich,” and #20 is “the flight from Graz to Innsbruck”).

For Query 2 (*Ich liebe Bücher aber*, meaning “I love books, but”), most results keep the prefix *ich liebe Bücher* (“I love books”) and vary the continuation by inserting or replacing a few short words: *also* (“so”; #1), *die* (“that/which”; #3), and *und auch* (“and also”; #4). In contrast, #6 changes the polarity by replacing *liebe* (“love”) with *hasse* (“hate”), yielding *ich hasse Bücher* (“I hate books”).

Token insertion and removal occur in German, such as *ich liebe Bücher aber* (“I love books, but”; Query 2) vs. *ich liebe Bücher*, *also* (“I love books, so”; #1 in Table 8b).

C.5 Italian

Table 9 shows example search results for an Italian corpus (C4 with 1.07B tokens). For Query 1 (*di roma e di napoli*, meaning “of Rome and of Naples”), all search results follow the same template: (*di*) {*city*} (,) *e* (*di*) {*city*}, where *di* means “of” and *e* means “and”, with small variations such as optional punctuation insertion (e.g., *di roma*, *e di napoli* (#2), meaning “of Rome, and of Naples”) or dropping the first *di* (e.g., *roma e di napoli* (#3), meaning “Rome and of Naples”).

For Query 2 (*generalmente di proprietà di*, meaning “generally owned by”), most search results follow the same template: {*adverb of frequency*} *di proprietà* (*di*), where *generalmente* means “generally,” *spesso* means “often,” *normalmente* means “normally,” *sempre* means “always” and the final optional *di* means “by”, with small variations such as replacing the adverb (e.g., *spesso di proprietà di* (#3), meaning “often owned by”) or omitting the final *di* (e.g., *generalmente di proprietà* (#2), meaning “generally owned”). However, for #5, the meaning is a little bit different. The word “*proprietà*” has two meanings (“ownership” and “characteristic”) and is used in this context in the latter sense.

Token insertion and removal also occur in Italian, such as *di roma*, *e di napoli* (#2 of Table 9a) and *generalmente di proprietà* (#2 of Table 9b).

C.6 Russian

Table 10 shows example search results for a Russian corpus (C4 with 1.01B tokens). For Query 1 (золотую медаль на зимних олимпийских играх, meaning “a gold medal at the Winter Olympic Games”), all search results fol-

Table 8. Example search results for C4 (German, subsampled 1.10B tokens) using the proposed method. Numbers in parentheses indicate hit counts.

(a) Query 1: *der Bus von Graz nach Wien* (meaning: “the bus from Graz to Vienna”)

#	Pattern	Translation	Similarity
1	<i>der Bus von Wien nach München</i> (1)	the bus from Vienna to Munich	54.5%
2	<i>dem Taxi von Graz nach Wien</i> (1)	the taxi from Graz to Vienna	52.4%
3	<i>den Bus von Wien nach Berlin</i> (1)	the bus from Vienna to Berlin	51.9%
4	<i>dem Bus von Augsburg nach Wien</i> (1)	the bus from Augsburg to Vienna	51.1%
5	<i>der Bus von Innsbruck nach Karlsruhe</i> (1)	the bus from Innsbruck to Karlsruhe	48.7%
⋮			
20	<i>dem Flug von Graz nach Innsbruck</i> (1)	the flight from Graz to Innsbruck	41.9%

(b) Query 2: *Ich liebe Bücher aber* (meaning: “I love books, but”)

#	Pattern	Translation	Similarity
1	<i>ich liebe Bücher , also</i> (1)	I love books, so	63.7%
2	<i>ich liebe Bücher ,</i> (6)	I love books,	62.4%
3	<i>ich liebe Bücher die</i> (1)	I love books that	56.5%
4	<i>ich liebe Bücher und auch</i> (1)	I love books and also	54.5%
⋮			
6	<i>ich hasse Bücher ,</i> (1)	I hate books,	53.8%
⋮			
20	<i>ich liebe Katzen auch</i> (2)	I love cats too	48.7%

Table 9. Example search results for C4 (Italian, subsampled 1.07B tokens) using the proposed method. Numbers in parentheses indicate hit counts.

(a) Query 1: *di roma e di napoli* (meaning: “of Rome and of Naples”)

#	Pattern	Translation	Similarity
1	<i>di roma e di napoli</i> (13)	of Rome and of Naples	100.0%
2	<i>di roma , e di napoli</i> (1)	of Rome, and of Naples	87.5%
3	<i>roma e di napoli</i> (13)	Rome and of Naples	79.5%
4	<i>di roma e napoli</i> (70)	of Rome and Naples	79.5%
5	<i>di roma , di napoli</i> (4)	of Rome, of Naples	79.3%
⋮			
20	<i>di napoli e di roma</i> (7)	of Naples and of Rome	68.6%

(b) Query 2: *generalmente di proprietà di* (meaning: “generally owned by”)

#	Pattern	Translation	Similarity
1	<i>generalmente di proprietà di</i> (2)	generally owned by	100.0%
2	<i>generalmente di proprietà</i> (284)	generally owned	75.0%
3	<i>spesso di proprietà di</i> (6)	often owned by	71.3%
4	<i>normalmente di proprietà</i> (1)	normally owned	60.4%
5	<i>generalmente proprietà</i> (4)	usual characteristic	56.3%
⋮			
20	<i>sempre di proprietà del</i> (4)	always owned by the	46.3%

Table 10. Example search results for C4 (Russian, subsampled 1.01B tokens) using the proposed method. Numbers in parentheses indicate hit counts.

(a) Query 1: золотую медаль на зимних олимпийских играх (meaning: “a gold medal at the Winter Olympic Games”)

#	Pattern	Translation	Similarity
1	золотую медаль на зимних олимпийских играх (3)	a gold medal at the Winter Olympic Games	100.0%
2	бронзовую медаль на зимних олимпийских играх (1)	a bronze medal at the Winter Olympic Games	68.7%
3	золотые медали на зимних олимпийских играх (1)	gold medals at the Winter Olympic Games	45.2%

(b) Query 2: Я очень люблю кофе (meaning: “I really love coffee”)

#	Pattern	Translation	Similarity
1	я очень люблю кофе (3)	I really love coffee	100.0%
2	я очень люблю чай (1)	I really love tea	77.8%
3	я очень люблю какао (1)	I really love cocoa	74.2%
4	я очень люблю шоколад (1)	I really love chocolate	65.2%
5	я очень люблю лимонад (1)	I really love lemonade	56.3%
⋮			
20	но очень люблю пиво (1)	but I really love beer	45.8%

low the same template: $\{medal\ type\}$ медаль на зимних олимпийских играх (where золотую/бронзовую mean “gold”/“bronze,” and медаль means “medal”), with small variations such as changing the medal type (e.g., бронзовую медаль на зимних олимпийских играх, #2, meaning “a bronze medal at the Winter Olympic Games”) or changing number (e.g., золотые медали на зимних олимпийских играх, #3, meaning “gold medals at the Winter Olympic Games”).

For Query 2 (Я очень люблю кофе, meaning “I really love coffee”), most search results follow the same template: я очень люблю $\{drink/food\}$ (where я means “I,” очень means “really/very,” люблю means “love,” and кофе/чай/какао mean “coffee”/“tea”/“cocoa”), with small variations such as substituting the object (e.g., я очень люблю чай, #2, meaning “I really love tea”) or replacing it with another beverage/food item (e.g., я очень люблю лимонад, #5, meaning “I really love lemonade”). In contrast, #20 adds a discourse marker но (“but”) and drops the explicit subject, yielding но очень люблю пиво (meaning “but (I) really love beer”).

D Comparison with Exact Match

Exact-match algorithms such as infini-gram and infini-gram mini often fail to find any matches, especially for long query sequences. In contrast, our soft searcher can still return some matches in these situations. Figure 9 shows the zero-hit ratio (i.e., the percentage of test data where no match was found) for exact and soft search with a similarity threshold of 0.45 on FineWeb-Edu dataset. At 1.4T tokens, the zero-hit ratio for soft search was only 2.3% (9/400), compared

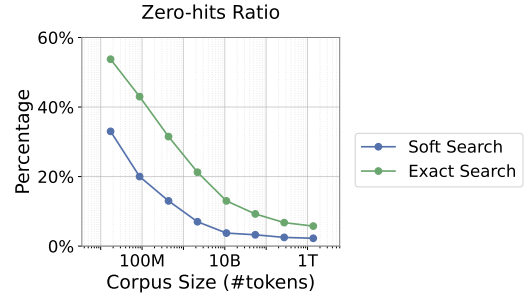


Figure 9. The zero-hits ratio (i.e., the percentage of test data where no match was found) for FineWeb-Edu dataset on soft search and exact search, out of 400 English queries.

with 5.8% (23/400) for exact search.¹⁰

E Additional Quantitative Evaluations

Median Latency. Figures 10 and 11 show the median latencies for exact match and soft search. Note that p95 latencies are already discussed in §5.

Change on Output Size. We also measured latency for different numbers of outputs $K \in \{5, 10, 20, 40, 80\}$ and different similarity thresholds on the FineWeb-Edu dataset. Figure 12 shows the results. Even with $K = 80$ and a

¹⁰ 5.8% refers to exact searches using our method. Since infini-gram is case-sensitive and distinguishes word-initial tokens from word-internal tokens, infini-gram’s zero-hit ratio was considerably higher (e.g., 12.3% for 1.4T tokens).

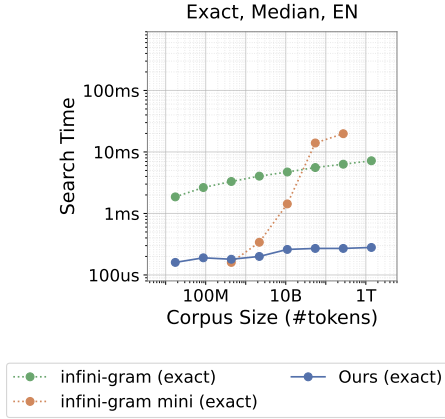


Figure 10. The median latency on exact match for EN (FineWeb-Edu, 1.4T tokens) dataset.

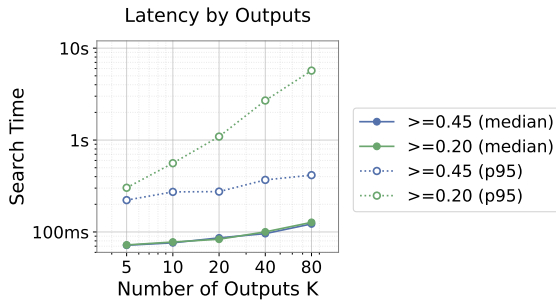


Figure 12. Latency when outputting top K patterns with different similarity thresholds (0.45 or 0.20), for FineWeb-Edu dataset.

minimum similarity of 0.2, we achieved a median latency of 127.20 ms and a p95 latency of 5697.39 ms.

Disk Usage. As described in §3.2, our implementation of the fast disk-aware suffix array applies the run-length compression to an index (array X in Appendix I) to reduce disk space. Without run-length compression, for FineWeb-Edu (1.4T tokens), it would require 40.0 TB of disk space to store the index and 56.0 TB in total. However, by applying run-length compression, the index size was reduced by 85.9% (7.1x; 40.0 TB \rightarrow 5.6 TB), reducing total disk usage to 21.6 TB. Figure 13 shows the compression ratio of various languages and sizes.

F Additional Details of Experiments

Executions. To reproduce the same environment as the demo interface, for each experiment, we first clear the CPU cache and then sequentially run 400 search queries (or 100 queries for languages other than English). After finishing each query, we **did not** clear the CPU cache. This means that the operating system may retain cached data from previous

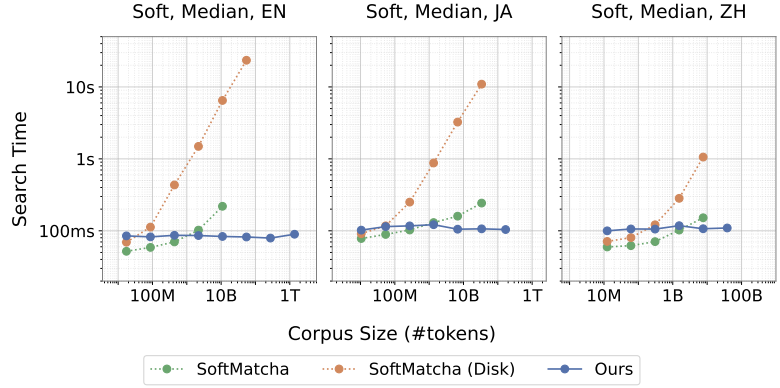


Figure 11. The median latency on soft search for EN (FineWeb-Edu, 1.4T tokens), JA (C4 Japanese, 169B tokens), and ZH (C4 Chinese, 38.3B tokens) datasets. SoftMatcha reached memory limit, timeout of index construction, or other errors (only for ZH) for larger corpora.

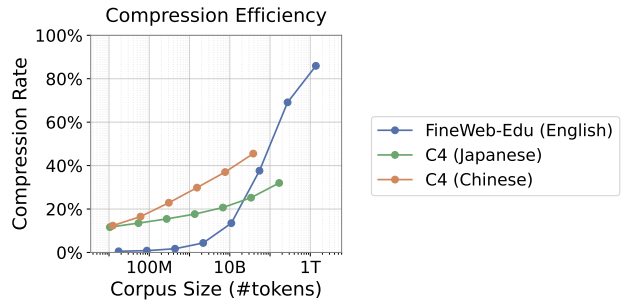


Figure 13. The compression rate of array X for various languages and corpus sizes.

queries.

Search Query. We generated 400 English search queries using Gemini 3.0 Pro. We set the distribution of query lengths (in tokens) as shown in Table 12. For the English dataset, 70% of queries have 5 tokens¹¹ or less, while 20% of queries have 7 tokens or more. We chose this distribution because, while many practical example searches are likely to be short, searches for standard documents, such as stock-price articles, require handling longer queries. For Chinese, we used slightly shorter queries because the information density per token is higher than in English or Japanese. In terms of genres, we generated queries covering a wide range of topics, as shown in Table 11. The full list of queries is available at the following link:

<https://github.com/softmatcha/softmatcha2>

The prompt used to generate queries with Gemini 3.0 Pro (translated from Japanese) is as follows:

¹¹ Note that 5 tokens \approx 25 characters.

Table 11. Percentage of queries in each topic category, as classified by Gemini 3.0 Pro. A query may belong to multiple categories.

Topic	Count	%
Basic Phrases ¹³	79	19.8
Proper Nouns	231	57.8
Science & Technology	115	28.8
Culture (Geography, History, etc.)	213	53.3
Politics	158	39.5

Table 12. Distribution of token counts (in GloVe tokenizer) in queries used in the experiments.

Query length	English	Japanese	Chinese
1 tokens	0%	0%	3%
2 tokens	5%	5%	22%
3 tokens	20%	20%	18%
4 tokens	25%	25%	17%
5 tokens	20%	20%	19%
6 tokens	10%	10%	8%
7 tokens	7%	7%	6%
8 tokens	5%	5%	6%
9 tokens	5%	5%	0%
10 tokens	3%	3%	1%

Please generate 400 English patterns that can be used for testing SoftMatcha [URL¹²]. Please follow the following distribution about query length: length 2: 5%, length 3: 20%, length 4: 25%, length 5: 20%, length 6: 10%, length 7: 7%, length 8: 5%, length 9: 5%, length 10: 3%. The topic should be as diverse as possible.

In addition, if the distribution is not as desired (e.g., too few basic phrases), we adjusted the distribution using follow-up prompts such as “please increase more basic phrases”.

Raw Text. To speed up index construction (including tokenization), we removed line breaks from the raw text so that each article occupies a single line, for all experiments, including SoftMatcha and infini-gram.

Notes on SoftMatcha. SoftMatcha was unable to handle corpora exceeding 50B tokens due to memory limits. For example, a 1T-token corpus would theoretically require 20.0 TB of memory, making it unrealistic to handle such corpora. In addition, SoftMatcha also offers an execution mode that reads the index directly from SSD rather than expanding it in memory. However, if SoftMatcha is executed in this mode, the p95 latency was 169.89 seconds even with English 55B tokens, which was 688x slower than our proposed method. Note that for the SSD modes of SoftMatcha, we were unable to conduct experiments with larger corpora, because of timeout. Specifically, the duration of index construction was projected to exceed 72 hours for 273B-token corpus; at 55B tokens, the duration was 20.7 hours.

¹² We used the previous SoftMatcha URL for generating queries (<https://huggingface.co/spaces/softmatcha/wikitext-en>).

Table 13. Example search results on FineWeb-Edu/sample-10BT using LLaMA-2 tokenizer.

Query: gold medal			Query: chocolate		
#	Pattern	Sim.	#	Pattern	Sim.
1	_gold _medal	100%	1	_ch oc olate	100%
2	_Gold _medal	53.7%	2	_Ch oc olate	41.3%
3	_gold _Medal	47.3%	3	Ch oc olate	26.0%
4	_Gold _Medal	42.5%	⋮		
5	_silver _medal	27.3%	8	_Ch oc ocoa	18.4%
⋮			⋮		
20	_steel _medal	15.2%	20	_C oc olate	11.4%

G Subword Tokenizers

In recent large language models (LLMs), subword tokenizers such as GPT-2 and LLaMA are often used; these differ significantly from word-level tokenizers such as GloVe. Accordingly, we also conducted experiments using `meta-llama/llama-2-7b-hf` model (Touvron et al., 2023), a subword tokenizer, on FineWeb-Edu/sample-10BT dataset (8.6B tokens with the GloVe tokenizer, 11.2B tokens with the LLaMA-2 tokenizer).

Qualitative Evaluation. Table 13 shows the results when we searched for “gold medal” and “chocolate”. For the first query, the results are as expected, although the similarity is lower than that of the GloVe tokenizer, and many case-substitutions are displayed because the LLaMA-2 tokenizer is case-sensitive. For the second query, however, the output includes many spurious matches. This is because, in LLaMA-2, the word “chocolate” is tokenized as [“ch”, “oc”, “olate”], and the top- K patterns are determined by the cosine similarities of individual tokens. However, more than 83% of word occurrences in this corpus were not split into multiple tokens, and cases such as “chocolate” are rare. Therefore, we expect our method to work reasonably well (especially after aligning uppercase and lowercase letters).

Latency. When we set the similarity threshold to 0.1, we achieved a median latency of 57.86 ms and a p95 latency of 145.90 ms for outputting the top $K = 20$ patterns, which is comparable to that of the word-level tokenizer. Of the 400 cases, 8 failed because the number of tokens exceeded the upper limit of 12 (see Appendix H). Of the remaining 392 cases, the program returned the maximum of 20 patterns in 199 cases (51%) and at least 1 pattern in 341 cases (87%).

H Details of the Fast Disk-Aware Suffix Array in §3.2

As explained in §3.2, we also improve the suffix array to further improve the efficiency of exact lookup. The core ideas are (1) to exploit the fact that queries are usually short (10 tokens or fewer) and (2) to store some indices in RAM

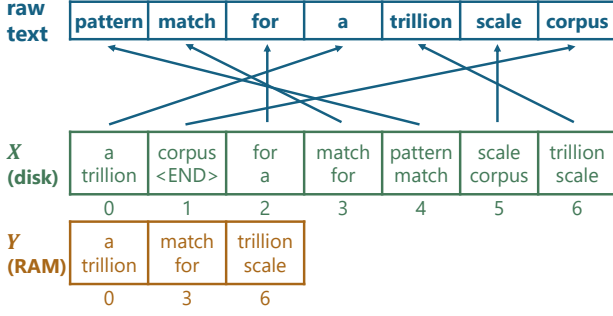


Figure 14. The sketch of our fast suffix array for the text “pattern match for a trillion scale corpus”, with $L = 2$ and $B = 3$.

to reduce the number of random disk accesses.

Let L be the maximum query length (in our experiments, we used $L = 12$). The first step is to record a sorted array of all contiguous L patterns in the corpus (i.e., the array has length $|C| - L + 1$), instead of the suffix array; we denote this array by X . By binary search on X , we can count the number of occurrences of the query string \bar{q} in the corpus. However, it still requires $O(\log |C|)$ random disk accesses. We further reduce the number of accesses using a two-level indexing strategy, similar to Google’s BigTable (Chang et al., 2008), described below.

Let B be a constant.¹⁴ In addition to X , we construct a sparse array $Y = [X_0, X_B, X_{2B}, \dots]$, where X_i is the i -th element of the array X . This array is stored in RAM. When we search for the position of an occurrence of query \bar{q} , we first find the approximate position (i.e., such i that \bar{q} occurs in $Z = [X_{iB}, X_{iB+1}, \dots, X_{(i+1)B-1}]$ if it exists in X) using Y , and then find the exact position in X using Z . Surprisingly, only a single random disk access is required, significantly fewer than the $O(\log |C|)$ accesses required by a standard suffix array if B is set appropriately so that $B/2$ is smaller than the page size of operating systems. This is because the range of the array X examined (in the second step of binary search) is at most $B/2$ entries.

Example. An example is shown in Figure 14. To find the position of “pattern match”, we first search Y and determine that the position lies between indices 3 and 6. We then search X and find that the exact position is index 4.

Compression. This method requires substantial disk space. Let V be the vocabulary size; then the size of X is $n \lceil (L \log_2 V) / 8 \rceil$ bytes (e.g., $29n$ bytes when $L = 12$ and $V = 400K$). To address this problem, we apply run-length compression to X , exploiting the many duplicate sequences that arise primarily from citations.

¹⁴ In our experiments, we use B between 128–256.

I Details of Dynamic Corpus-Aware Pruning in §3.3

As explained in §3.3, we introduced two additional techniques, in addition to iterative pruning.

I.1 k -gram Pruning: Caching 2-gram and 3-gram Existence

To reduce the number of corpus-existence check that requires disk access, we store precomputed 2-gram and 3-gram existence tables in RAM. Specifically, we record (1) all 2-grams both of whose constituent words rank among the top 100K most frequent words and (2) all 3-grams whose three constituent words have frequency ranks that sum to 10K or less. When calculating L_1, L_2, \dots (see §3.3), if a 2-gram or 3-gram meets the frequency-rank conditions above (and thus would appear in the table if it existed in the corpus), we skip the corpus lookup when it is absent from the tables.

I.2 Last-Bits Pruning: For Patterns with Low Frequencies

Suppose the situation that in Algorithm 1, the current pattern $w \in L_{i-1}$ appears only once in the corpus. In this case, it is inefficient to search for $w \cdot w'$ for all $w' \in \mathcal{V}^*$ with similarity α or more. Instead, it is better to look at the corpus directly and find the next tokens. We applied this method when the number of occurrences (after run-length compression of array X in Appendix H) is 50 or less.

I.3 Effects on Pruning

Next, we show the effectiveness of each pruning in terms of latency. Figure 15 shows the p95 and p99 latencies (1) when we only applied iterative pruning; (2) when we applied iterative pruning and k -gram pruning; and (3) when we applied all of iterative pruning, k -gram pruning, and last-bits pruning. It works well in smaller corpora; the p99 latencies improved by 1.45x or more for corpora smaller than 20B tokens. Note that the improvement in latency was not as strong as the improvement in the number of searches (see §5.3), mainly due to the page cache.

J Details of Theoretical Analysis in §4

Correctness.

We note the following lemma, which is vital for the correctness of Algorithm 1.

Lemma 1. $L_i = \{w \in S_i \mid w \text{ occurs in } C\}$ for each i .

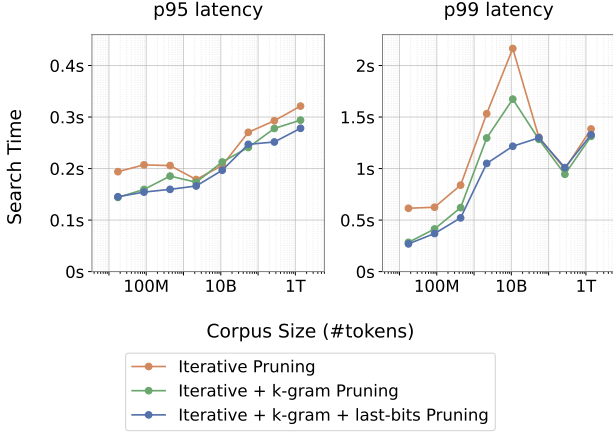


Figure 15. The improvement on p95 and p99 latencies when we applied pruning for FineWeb-Edu dataset. Note that if we do not even apply the iterative pruning, both p95 and p99 latencies were 10+ sec (timeout) for all of the corpus sizes.

Proof. By induction over i . \square

Basics.

We use $\mathbf{E}[\cdot]$ for the expected value (over some appropriate stochastic space).

We introduce the following hypothesis to evaluate $\mathbf{E}[|L'_i|]$.

Hypothesis 2 (Evaluate $|L'_i|$). $\mathbf{E}[|L'_i|] \approx O(\mathbf{E}[|L_{i-1}|])$ in Algorithm 1.

Justification. Let W_w be W for each $w \in L_{i-1}$ in Algorithm 1. Then

$$\begin{aligned} \mathbf{E}[|L'_i|] &\leq \mathbf{E}\left[\sum_{w \in L_{i-1}} |W_w|\right] \\ &\approx O(\mathbf{E}[|L_{i-1}|]). \end{aligned}$$

In the last equation, we assume that $|W_w|$ on average is approximately up to constant order. \square

We write *Total* for the total number of exact lookups in Algorithm 1. Note that $Total = \sum_{i=1}^m |L'_i|$ holds by definition. Assuming Hypothesis 2, we can prove the following lemma, which is used for Theorems (Informal) 1 and 2.

Lemma 2 (Evaluate *Total*, in a general setting). $\mathbf{E}[Total] \approx \sum_{i=0}^{m-1} O(\mathbf{E}[|L_i|])$.

Proof.

$$\mathbf{E}[Total] = \mathbf{E}\left[\sum_{i=1}^m |L'_i|\right] \quad (\because \text{Definition})$$

$$\begin{aligned} &= \sum_{i=1}^m \mathbf{E}[|L'_i|] \quad (\because \text{Linearity of } \mathbf{E}[\cdot]) \\ &\approx \sum_{i=0}^{m-1} O(\mathbf{E}[|L_i|]) \quad (\because \text{Hypothesis 2}). \end{aligned}$$

\square

On Hypothesis 1.

We formally state Hypothesis 1 as follows: $\mathbf{E}[|L_i|] \approx O(\mathbf{E}[|S_i||C_i^*|/|\mathcal{V}|^i])$. Here, we use $|\mathcal{V}|^i = |\mathcal{V}|^i$.

On Theorem (Informal) 1.

The assumption that γ is moderate is formally stated as follows: there exists $r < 1$ such that $\mathbf{E}[|S_i|/|\mathcal{V}|^i] = O(r^i)$. This roughly says that $|S_{i+1}|/|S_i|$ is averagely bounded by $r|\mathcal{V}|$.

Proof of Theorem (Informal) 1. The key observation is $|C_i^*| \leq |C|$ for each i . Therefore, by Hypothesis 1,

$$\begin{aligned} \mathbf{E}[|L_i|] &\approx O(\mathbf{E}[|S_i||C_i^*|/|\mathcal{V}|^i]) \\ &\leq O(\mathbf{E}[|S_i||C|/|\mathcal{V}|^i]) \\ &= |C| \cdot O(\mathbf{E}[|S_i|/|\mathcal{V}|^i]) \\ &= |C| \cdot O(r^i) \\ &= O(r^i), \end{aligned}$$

which decreases exponentially over i .

Hence, by Lemma 2, we have

$$\begin{aligned} \mathbf{E}[Total] &\approx \sum_{i=0}^{m-1} O(\mathbf{E}[|L_i|]) \\ &\approx \sum_{i=0}^{m-1} O(r^i) \\ &= O\left(\sum_{i=0}^{m-1} r^i\right) \\ &= O\left(\frac{1-r^m}{1-r}\right) \\ &= O(1). \end{aligned}$$

\square

On Theorem (Informal) 2.

Assuming Zipf's law of the n -gram distribution, we can say that $|C_i^*|$ on average is approximately up to the order of $|\mathcal{C}|^{1/\delta}$. This is essentially Heaps' law generalized for n -grams. Derivation of Heaps' law from Zipf's law has been well studied (Baeza-Yates and Navarro, 1997; van Leijenhorst and van der Weide, 2005).

Lemma 3. Assume that, for each n , the occurrence probability of the k -th most frequent n -gram is $O(k^{-\delta})$ for $\delta > 1$. Then $\mathbf{E}[|\mathcal{C}_i^*|] \approx O(|\mathcal{C}|^{1/\delta})$.¹⁵

Proof. We can take a constant p such that the occurrence probability of the k -th most frequent n -gram is at most $pk^{-\delta}$ for large k . Let $\text{Occurs}(w)$ be 1 if w occurs in the corpus \mathcal{C} and 0 otherwise. Then we have:

$$\begin{aligned}
\mathbf{E}[|\mathcal{C}_i^*|] &= \mathbf{E}\left[\sum_{w \in \mathcal{V}^i} \text{Occurs}(w)\right] \\
&= \sum_{w \in \mathcal{V}^i} \mathbf{E}[\text{Occurs}(w)] \\
&= \sum_{k=1}^{|\mathcal{V}|^i} \mathbf{E}[\text{Occurs}(k\text{-th most frequent } i\text{-gram})] \\
&\approx O\left(\sum_{k=1}^{|\mathcal{V}|^i} \left(1 - (1 - pk^{-\delta})^{|\mathcal{C}|}\right)\right) \\
&\approx O\left(\sum_{k=1}^{|\mathcal{V}|^i} \min(1, pk^{-\delta} \cdot |\mathcal{C}|)\right) \\
&= O\left(\int_0^\infty \min(1, px^{-\delta} \cdot |\mathcal{C}|) dx\right) \\
&= O\left((p|\mathcal{C}|)^{1/\delta} - \left[\frac{p|\mathcal{C}|}{\delta-1} px^{1-\delta}\right]_{x=(p|\mathcal{C}|)^{1/\delta}}^\infty\right) \\
&= O\left(|\mathcal{C}|^{1/\delta} + |\mathcal{C}|^{(1-\delta)/\delta} \cdot |\mathcal{C}|\right) \\
&= O\left(|\mathcal{C}|^{1/\delta}\right).
\end{aligned}$$

Here, $(p|\mathcal{C}|)^{1/\delta}$ is the solution to $px^{-\delta} \cdot |\mathcal{C}| = 1$ for x . \square

Now we are ready to prove [Theorem \(Informal\) 2](#).

Proof of Theorem (Informal) 2. By [Hypothesis 1](#) and [Lemma 3](#),

$$\begin{aligned}
\mathbf{E}[|L_i|] &\approx O(\mathbf{E}[|S_i| |\mathcal{C}_i^*| / |\mathcal{V}|^i]) \\
&= O(\mathbf{E}[|\mathcal{C}_i^*|]) \\
&\approx O(|\mathcal{C}|^{1/\delta}).
\end{aligned}$$

Therefore, by [Lemma 2](#), we have

$$\begin{aligned}
\mathbf{E}[\text{Total}] &\approx \sum_{i=0}^{m-1} O(\mathbf{E}[|L_i|]) \\
&\approx \sum_{i=0}^{m-1} O(|\mathcal{C}|^{1/\delta}) \\
&= O(|\mathcal{C}|^{1/\delta}).
\end{aligned}$$

\square

¹⁵ We assume that $|\mathcal{V}|$ grows unboundedly as $|\mathcal{C}|$ grows, to make the statement non-trivial.

K Details of Contamination Detection in §6

The list of 7 benchmarks we used is shown in [Table 18](#). In addition, [Tables 14 to 17](#) show 36 examples of benchmark contamination that were flagged as dirty only by soft search, along with manual verification results (for a discussion of benchmark contamination, see [§6](#)).

Table 14. List of 36 examples of benchmark contamination which were flagged as dirty only by soft search, along with manual verification results (example 1–10). The bolded parts indicate the soft matches, and that of the Problem section spans 10 tokens. The **blue**, **magenta**, and **gray** parts indicate substitution, insertion, and deletion.

#	Dataset	Problem	One of most similar texts in corpus	Result
1	MMLU	The difference between dc and ac in electric circuits is that in dc, charges flow	... Please click on the link below to read Our Vision Statement. The difference between DC and AC the electric circuits is that in DC, charges flow in one direction ...	Semantic contamination
2	MMLU	This is a part of the communication process where the sender selects a combination of appropriate words, pictures, symbols, and music to represent a message to be transmitted:	... Question 12 This is a part of the communication process where the sender selects a combination of appropriate words, pictures, symbols and music to represent a message to be transmitted: a) Encoding. b) Decoding. c) Transfer. d) Feedback. ...	Semantic contamination
3	MMLU	Which of the following conditions is caused by a trinucleotide (triplet) repeat expansion?	... 7. Which of the following conditions is caused by the trinucleotide (triplet) repeat expansion? a) Cystic fibrosis b) Duchenne muscular Dystrophy c) Huntington disease d) ...	Semantic Contamination
4	MMLU	The two most common causes of foodborne illness in the United States and Europe are:	... Foodborne pathogenic bacteria such as, pathogenic E. coli, Listeria and Salmonella and enteric viruses such as human norovirus, hepatitis A and E viruses are the most common causes of foodborne illness in the United States and Europe are . However, bacterial and viral microorganisms differ ...	Semantic Contamination
5	MMLU	There are two games involving flipping a fair coin. In the first game you win a prize if you can throw between 45% and 55% heads. In the second game you win if you can throw more than 80% heads. For each game would you rather flip the coin 30 times or 300 times?	... 3) Whiteboard Review There are two games involving flipping a fair coin. In the first game, you win a prize if you can throw between 45% and 55% heads; in the second game, you win if you can throw more than 60% heads. For each game , would you rather flip the coin 30 times or 300 times? A. 30 times for each game. B. 300 times for each game ...	Template Leakage
6	MMLU	What factors increase the likelihood of burnout?	... What Factors Increase the Risk of Burnout? The risk of burnout is different for everyone, and it depends ...	Semantic Contamination ...
7	MMLU	Electrical stimulation of the brain for the treatment of chronic pain	... Forty-eight patients underwent electrical stimulation of the brain for the treatment of chronic pain between 1978 and 1983. Average pain duration prior to treatment was 4.5 years. ...	False Positive
8	MMLU	The ethics of conducting archaeological research on sites with human remains of indigenous North American ancestors is addressed by the Native American Graves Protection and Repatriation Act. Problems often arise when:	... to see that they were properly buried in accordance with the Native American Graves Protection and Repatriation Act. The trouble is that Kennewick Man does not appear to have ...	Semantic Contamination
9	MMLU	What is 123 / 8?	... How to Find the Value of 163/4 What Is 163/4? 163/4 is an algebraic expression. It is a fraction, which means it is composed of two parts, a numerator and a denominator. ...	Template Leakage
10	MMLU	What do you call three consecutive strikes in bowling?	... a. - Virginia limestone b. - white marble c. - sandstone d. - Virginia granite 3. What do we call three consecutive strikes in bowling ? ...	Semantic Contamination

Table 15. List of 36 examples of benchmark contamination which were flagged as dirty only by soft search, along with manual verification results (example 11–20). The bolded parts indicate the soft matches, and that of the Problem section spans 10 tokens. The blue, magenta, and ~~grey~~ parts indicate substitution, insertion, and deletion.

#	Dataset	Problem	One of most similar texts in corpus	Result
11	MMLU is a popular tool used for network analysis in multiprotocol diverse network.	... Which of the following is a popular tool used for network analysis in multiprotocol diverse networks? ...	Semantic Contamination
12	MMLU	In order to go from national income to GDP one must	... See All test questions 1. In order to go from national income to GDP, one must 2. Which of the following creates the trade-off depicted by the Phillips curve? ...	Semantic Contamination
13	MMLU	Find the GCD of 25 and 55.	... Step 1: Firstly, we need to find the GCD of 30 and 56. The GCD is the largest number that divides evenly into both 30 and 56. In this case, the GCD of 30 and 56 is 2. Step 2: Dividing both the numerator and the denominator by the GCD will simplify the fraction. ...	False Positive
14	MMLU-Pro	Suppose the economy is in long-run equilibrium when a temporary expansionary supply shock is felt in the economy. This changes the short-run Phillips curve the short-run unemployment rate and the long-run unemployment rate in which of the following ways? SHORT-RUN PHILLIPS CURVE 53. Suppose the economy is in long-run equilibrium when a temporary expansionary supply shock is felt in the economy. This changes the short-run Phillips curve, the short-run unemployment rate, and the long-run unemployment rate in which of the following ways? ...	Semantic Contamination
15	MMLU-Pro	Find the smallest positive integer that leaves a remainder of 2 when divided by 3, a remainder of 3 when divided by 5, and a remainder of 1 when divided by 7.	... Suppose you wished to know, for no apparently useful reason, what number had a remainder of 2 when divided by 3; a remainder of 3 when divided by 4 and a remainder of 1 when divided by 5. We'll give the workings in a moment, but for our less patient readers the answer is 71. ...	Template Leakage
16	MMLU-Pro	If households are more optimistic about the future how would the consumption function be affected?	... 2. If households are more optimistic about the future, how would the consumption function be affected? 3. U.S. real GDP most likely falls when ...	Semantic Contamination
17	MMLU-Pro	Let P be a procedure that for some inputs calls itself (i.e., is recursive). If P is guaranteed to terminate, which of the following statements must be true? I. P has a local variable. II. P has an execution path where it does not call itself. III. P either refers to a global variable or has at least one parameter.	... If P is guaranteed to terminate, which of the following statement(s) must be true? I. P has a local variable II. P has an execution path where it does not call itself III. P either refers to a global variable or has at least one parameter (A) I only (B) II only (C) III only (D) II and III only ...	Semantic Contamination
18	MMLU-Pro	Use the list of numbers: 22, 25, 14, 11, 23, 27, 46. What is the mode?	... Use the list of numbers to answer the question below. 22, 25, 14, 11, 23, 27, 46 What is the mode? A. 23 B. 24 C. 35 D. No mode ...	Semantic Contamination
19	MMLU-Pro	“Natural law is based on the nature of man and on his inward need of living in society.” Who said it?	... 12. “Natural law is based on the nature of man and on his inward need of living in society” . Who said it? (a) Hugo Grotius Answers: 1.(c) ...	Semantic Contamination
20	MMLU-Pro	... “and of their alterations as observed more precisely later on we shall give a description here. Also I measured the distances between them by means of the telescope....	... and of their alterations as observed more precisely later on we shall give a description here. Also I measured the distances between them by means of the telescope, using the method explained before. Moreover I recorded ...	Semantic Contamination

Table 16. List of 36 examples of benchmark contamination which were flagged as dirty only by soft search, along with manual verification results (example 21–29). The bolded parts indicate the soft matches, and that of the Problem section spans 10 tokens. The blue, magenta, and ~~gray~~ parts indicate substitution, insertion, and deletion.

#	Dataset	Problem	One of most similar texts in corpus	Result
21	MMLU-Pro	For matrix $A = \begin{bmatrix} 3 & 1 & 1 \\ 2 & 4 & 2 \end{bmatrix}$, [1, 1, 3]] , what are its eigen values?	... If we wanted to sort this list by the second element in each list so that the result would be $\begin{bmatrix} 4 & 0 & 1 \\ 2 & 1 & 3 \end{bmatrix}$, [1, 2, 3]] , what function would we write to pass as the key value to the <code>sort()</code> method? ...	False Positive
22	MMLU-Pro	... German history reached its turning-point and failed to turn. This was the fateful essence of 1848. A. J. P. Taylor, The Course of German History, 1945 The subject of Taylor's analysis in this quotation is	... This was the fateful essence of 1848. A. J. P. Taylor, The Course of German History, 1945 The 21. What is the subject of Taylor's analysis? A. The Industrial Revolution in the context of German history B. The failure of the revolutions of 1848 ...	Semantic Contamination
23	MMLU-Pro	... divided into so many sovereign and independent communities, under a conviction of the absolute necessity of uniting all our councils and all our strength, to maintain and defend our common liberties ... Journals of the Continental Congress, 1777 The most notable achievement of the United States under the Articles of Confederation was	... under a conviction of the absolute necessity of uniting all our councils and all our strength, to maintain and defend our common liberties ... the Journals of the Continental Congress ...	Semantic Contamination
24	GSM8K	A football team played 22 games. They won 8 more than they lost. How many did they win?	... I might say, "In a season of 74 games, the basketball team lost some games, but they won 28 more than they lost. How many did they win? " Then, assign variables. If possible, assign a variable to the value the problem asks you to find. Here, let: W = number of wins ...	Template Leakage
25	MATH	How many times does the digit 8 appear in the list of all integers from 1 to 1000?	... How many times does the digit 9 appear in the list of all integers from 1 to 500? (The number \$99\$, for example, is counted twice, because ...	Template Leakage
26	MATH	The sum of two numbers is 25 and their difference is 11. What is the larger of the two numbers?	... The sum of two numbers is 139 while their difference is 19. What is the larger of two numbers? Let the two numbers be x and y . $x + y = 139$...	Template Leakage
27	MATH	The sum of two numbers is 40 and their difference is 12. What is their product?	... increased by 9 times a number. What is the number? - The sum of two numbers is 10 and their difference is 4. What is their product? ...	Template Leakage
28	MATH	Let $A = 1$, $B = 2$, $C = 3$, ..., $Z = 26$. The product value of a word is equal to the product of the values of its letters. For example, CAB has a product value of 3 \$ \times \$ 1 \$ \times \$ 2 = 6 . What common English word has a product value of 715? It does not have to be of length 3.	... such as 3 were really helpful because they only had one option of 1 \$ \times \$ 1 \$ \times \$ 3 . I also realised that the products that had 5 in them would have to have a factor of 5 otherwise it would be impossible to make that product. ...	False Positive
29	MATH	The equation $y = -16t^2 + 26t + 105$ describes the height (in feet) of a ball tossed up in the air at 26 feet per second from a height of 105 feet above the ground. In how many seconds will the ball hit the ground? Express your answer as a decimal rounded to the nearest tenth.	... The equation $h = -16t^2 - 24t + 160$ describes the height (in feet) of the ball. In how many seconds will the ball hit the ground? Express your answer as a decimal. ...	Template Leakage

Table 17. List of 36 examples of benchmark contamination which were flagged as dirty only by soft search, along with manual verification results (example 30–36).

#	Dataset	Problem	One of most similar texts in corpus	Result
30	MATH	It took Lara five days to read a novel. Each day after the first day, Lara read half as many pages as the day before. If the novel was 248 pages long, how many pages did she read on the first day?	... Each day after the first day, Lara read half as many pages as the day before. If the novel was 310 pages long, how many pages did she read on the first day? $x + 1/2 x + 1/4 x + 1/8x + 1/16x = 310$ $31/16 x = 310$ $x = \text{first day} = 160$ pages ...	Template Leakage
31	MATH	If $3x+5=29$, what is the value of x ?	... By manipulating equations containing variables to find their values. In the equation $5x + 7 = 19$, what is the value of x ? ...	False Positive
32	MATH	A pyramid has 6 vertices and 6 faces . How many edges does it have?	... Example 2: A polyhedron has 6 vertices and 8 faces . How many edges does it have? We can use formula of euler $\Rightarrow F + V - E = 2$ Faces(F) = 8 ...	Template Leakage
33	ARC-Challenge	Which form of energy can travel through a vacuum?	... Which of these can travel through a vacuum? Which form of energy Can-not travel through vacuum? Heat light and sound are all forms of energy. Heat can be transferred by ...	Semantic Contamination
34	ARC-Challenge	Which describes a chemical change? (choices) 'sugar dissolving in tea', 'sunshine warming a sidewalk', 'scissors cutting paper into pieces', 'acid in the stomach digesting food'	... Q7 7. Chemical change is a change in its color, smell, or odor and the formation of bubbles. Which describe a chemical change? ice turning into water crushing a can mixing oil and water ripening of mango ...	False Positive
35	ARC-Challenge	What is the mass of a carbon atom that has 6 protons, 7 neutrons, and 6 electrons?	... Atomic mass unit (u or amu) Unit of measurement for the masses of particles; $1/12$ the mass of a carbon atom that has 6 protons, 6 neutrons, and 6 electrons. ...	False Positive
36	ARC-Challenge	An atom of tin has an atomic number of 50 and a mass number of 119 . How many protons , electrons, and neutrons are found in one neutral atom of tin?	... Source: Read Full Article Xenon has an atomic number of 54. A particular isotope of xenon has a mass number of 131 . How many protons and how many neutrons does each atom of that isotope have? ...	Template Leakage

Table 18. List of 7 benchmarks we used for the contamination experiment.

Genre	Benchmark	URL
Knowledge & Reasoning	MMLU (Hendrycks et al., 2020)	https://huggingface.co/datasets/cais/mmlu
	MMLU-Pro (Wang et al., 2024)	https://huggingface.co/datasets/TIGER-Lab/MMLU-Pro
	GPQA (Rein et al., 2024)	https://huggingface.co/datasets/Idavidrein/gpqa
Math	GSM8K (Cobbe et al., 2021)	https://huggingface.co/datasets/openai/gsm8k
	MATH (Hendrycks et al., 2021)	https://huggingface.co/datasets/EleutherAI/hendrycks_math
Coding	HumanEval (Chen, 2021)	https://huggingface.co/datasets/openai/openai_humaneval
Commonsense Understanding	ARC-Challenge (Clark et al., 2018)	https://huggingface.co/datasets/allenai/ai2_arc