

Adversarial Graph Traversal

David Banks*

Elvan Ceyhan[†]Leah Johnson[‡]Li Zhou[§]

Abstract

Suppose a Bayesian agent seeks to traverse a graph. Each time she crosses an edge, she pays a price. The first time she reaches a node, there is a payoff. She has an opponent who can reduce the payoffs. This paper uses adversarial risk analysis to find a solution to her route selection problem. It shows how the traveler is advantaged by having an accurate subjective distribution over the costs/payoffs and by having a Bayesian prior for her opponent's strategic choices. The results are relevant to military convoy routing, corporate competition, and certain games.

Keywords: Adversarial Risk Analysis, Bayesian Optimization, Convoy Routing, Level- k Thinking, Multivariate t -Distribution

1 Introduction

Consider a traveler (female) who is moving through a network. She knows her current location and the configuration of the network. Each time she crosses an edge, she pays a cost. The first time she reaches a node, she receives a payoff. She does not know the costs and payoffs in advance, but she has a subjective distribution over those. Her goal is to maximize her net revenue, so she terminates when the expected value of further travel becomes negative.

The non-adversarial version of this problem has been studied by Caballero et al. (2025). It represents a general class of sequential decision problems which applies to situations such as portfolio investment over time or choosing a series of jobs over the course of one's career.

This paper extends that analysis to the case in which the traveler has an opponent (male) who seeks to minimize her reward and who is able to reduce the payoff at a neighboring node (only once—he cannot perturb the same node's payoff twice). We employ adversarial risk analysis (ARA) to let the traveler model her opponent's decision making (Rios and Rios Insua 2012). This problem arises in many scenarios; e.g., Prussian kriegsspiel (Wintjes 2021), or terrorists who initiate a sequence of attacks upon infrastructure (Zhuang et al. 2010, DuBois et al. 2023). It also arises in the context of corporate competition, when two firms make a series of decisions over time, each trying to maximize its return at the expense of its opponent.

The running example in this paper is convoy routing during an urban insurgency. This problem was previously considered in Wang and Banks (2011). In that paper, the ARA model was the mirroring equilibrium solution concept (cf. Banks et al. 2015, section 2.2.4). In this paper, we extend that work by using the level- k thinking solution concept (Stahl and Wilson 1995) with a Bayesian prior over k .

*Department of Statistical Science, Duke University.

[†]Department of Mathematics and Statistics, Auburn University. Email: ceyhan@auburn.edu

[‡]Department of Statistical Science, Duke University.

[§]Department of Mathematics and Statistics, Auburn University.

The adversarial framework can be developed in several interesting ways. The traveler may consider a variety of models—potentially even a probabilistic mixture thereof—for how her opponent thinks. She could suppose that her opponent adopts similar models of her own planning. Her opponent may know the costs and payoffs, or only have subjective beliefs about those. And there could be technical constraints on how her opponent can manipulate the payoffs. Most of these scenarios have plausible analogies in real applications. However, in this paper, we adopt the simplest formulation that fully exercises the issues that arise in ARA for graph traversal.

Specifically, in our framework we assume the opponent has perfect knowledge of the costs and payoffs. The traveler does not know these, but she has a subjective distribution over them. And we examine two models for how the traveler conceptualizes her opponent’s strategy: he may greedily reduce the highest payoff among her neighboring nodes (Type 0), or he may reduce the second highest payoff (Type 1), since he assumes that she will anticipate a greedy reduction and thus choose the second-best path. (These types correspond to the level- k thinking model for her opponent, with k equal to 0 or 1; see Banks et al. (2015, section 2.2.3) and Stahl and Wilson (1995) for an extended discussion.)

In the example of convoy routing, the commander’s goal is to support troops or mission goals at different intersections in a city road network during an insurgency. The fog of war prevents her from knowing how much value her support can provide at a particular intersection, but she has a subjective distribution on those values. Similarly, she does not know the cost (in terms of damage from insurgents or time/fuel/management resources) of traversing a road to reach an intersection, but she has a subjective distribution over those, too. Her opponent, the leader of the insurgency, knows exactly how many combatants he has at each intersection and must guess her next destination in order to deploy additional forces so as to lower her effectiveness.

Section 2 describes the optimization problem in the case without an adversary, and then extends it to cases with a Type 0 opponent or a Type 1 opponent. Section 3 uses a designed experiment to study the effects of adversary type, three different search heuristics, and three different models for the traveler’s subjective beliefs (pessimistic, accurate, and optimistic). Section 4 summarizes the results. The Appendix provides proofs and derivations.

2 The Optimization Problem

In this section, we first consider a simplified scenario in which the traveler faces no adversary. We then show how the traveler modifies her strategy to account for an opponent. The traveler’s decisions will depend upon two theorems that are proved in the appendix.

Theorem 1. The Normal-Inverse-Wishart (\mathcal{NIW}) distribution is closed under conditioning.

That is, if the traveler’s subjective belief about the joint costs and payoffs has the \mathcal{NIW} distribution, then when she observes data, her new subjective belief is also \mathcal{NIW} .

Theorem 2. Integrating out the precision matrix in the \mathcal{NIW} distribution yields the multivariate t -distribution (\mathcal{MVT}).

Both results are needed for the traveler to determine the expected value of her next traversal.

2.1 Two Models

The traveler needs two models. One describes the payoffs and costs of travel, and the other describes the decision-making of her opponent.

Her subjective belief about the payoffs and costs is the \mathcal{NIW} distribution. As she observes values, she conditions on these, which changes her beliefs about unobserved values. Note that this conditioning is not the same as Bayesian updating.

Regarding her opponent, the traveler believes he is either nonstrategic, Type 0, reducing the payoff at the adjacent node with largest value, or strategic, Type 1, reducing the payoff at the adjacent node that has the second-largest value. The Type 1 opponent assumes the traveler expects him to be nonstrategic and so she will avoid the node that a Type 0 player would reduce. This framework corresponds to the opponent being a level- k thinker with k equal to 0 or 1 (Stahl and Wilson 1995).

The traveler’s model for her opponent’s type is Bayesian, with a Beta prior on him being nonstrategic. As she observes payoffs during her traversals, she gets information about the type of the opponent she faces, and she updates her prior accordingly.

These two models interact because the traveler compares the payoff she expects to the payoff she receives, which provides probabilistic information on whether she has a strategic or nonstrategic opponent. If her model for the payoffs is inaccurate, or if her prior on the opponent is weak, or both, then she will learn slowly. More detailed model specification is given in subsequent sections.

2.2 Navigation in the Absence of an Adversary

As the traveler navigates the graph, she observes edge costs and node payoffs. Initially, she starts with an \mathcal{NIW} subjective belief over all unobserved components. When data (i.e., the cost of a newly traversed edge or a node payoff) become available, she conditions her belief and obtains a new distribution on the remaining unobserved components.

The problem of finding an optimal path given uncertain costs and rewards is NP-hard, as shown in Caballero et al. (2025). Thus, even without an adversary, the traveler must balance the computational burden of searching many potential routes against the benefits of locating paths with high net expected values.

Our analysis assumes she uses an Uncertainty Policy: the extent of her search depends on how much her observations have changed her means for the unobserved components. If recent observations substantially change her beliefs about the unobserved components, then she should not evaluate long paths—there is too much uncertainty. But if her beliefs about the unseen components did not change very much, then she can afford to consider longer paths that may lead to regions with large payoffs and low costs.

Specifically, suppose the traveler recalculates the conditional means for each unvisited edge or node after observing new data. Let τ be the absolute value of the maximum relative (percentage) change across these recalculated means, compared to her previous means. We adopt the following search strategy:

- If $\tau > 20\%$, the traveler restricts her evaluation to the immediate neighbors of her current node.
- If $10\% < \tau \leq 20\%$, the traveler expands her search to all two-node paths from her current node.
- If $5\% < \tau \leq 10\%$, the traveler searches all three-node paths from her current node.
- If $\tau \leq 5\%$, the traveler is confident that the new information has not significantly changed her expectations, so she searches four-node paths from her current node.

These cutpoints were determined empirically for the road network used in our simulation. For graphs with different connectivity, different cutpoints may be better.

For some networks, the number of paths considered in this uncertainty policy could be so large as to be a computational barrier. In that case the analyst should choose some maximum number of paths to consider and greedily sample those.

2.3 Navigation Against an Adversary

We now extend the traveler’s problem to account for an opponent who is able to reduce the payoff at one neighboring node by a fixed, known quantity at each turn (the same node’s payoff may not be reduced twice). In our example the reduction is 30%, or $\delta = 0.3$, but one could use different values for different nodes or place a subjective prior over the amounts of the reductions.

In the simplest model, the adversary knows the underlying true costs and payoffs, but the traveler only has a subjective distribution over these values. When she first navigates to a new node, she observes both the edge cost and node payoff. If the observed payoff is very different from her expectation, then either her belief is wrong or her opponent has changed the payoff.

The traveler believes the adversary is either Type 0, who reduces the largest payoff, or Type 1, who strategically reduces the second-best payoff, thinking the traveler expects him to penalize her best path. If the reduced net payoff for the best node is larger than the net payoff for the second-best node, then the Type 1 opponent reduces the payoff at the best node, so as to minimize her gain.

In the context of the convoy example, this structure implies that the insurgent leader knows how many combatants he has placed at each intersection in the road network, and he must guess where the convoy commander will move in order to allocate his reinforcements, which lower her effectiveness (i.e., her payoff). The insurgent leader does not know where she will move, but he may be a Type 0 thinker, and send reinforcements where they will have the most value, or he may be a Type 1 thinker, and guess that the convoy commander will anticipate a myopic choice and thus navigate to the second-best position. The convoy commander does not know what type of thinker her opponent is, but she is Bayesian and she has a $\text{Beta}(\alpha, \beta)$ prior on π , the probability that the adversary is Type 0.

Upon her first traversal, she observes an edge cost and node payoff. There are four situations, based on the type of her opponent and possible perturbation of her node reward:

1. Her opponent is Type 0, and has reduced her payoff.
2. Her opponent is Type 0, and has not reduced her payoff.
3. Her opponent is Type 1, and has reduced her payoff.
4. Her opponent is Type 1, and has not reduced her payoff.

We shall consider each case separately. Our example in Section 3 assumes her graph is a two-dimensional 6×6 grid, so each node has at most four neighbors—for brevity and clarity, our discussion addresses that case. However, the reasoning generalizes immediately to any other (connected) network.

The traveler’s \mathcal{NIW} distribution allows her to calculate her probability that each of her neighboring node payoffs would be reduced by a Type 0 or Type 1 adversary. She can also calculate her probability of obtaining a node payoff of the size that she observed if the chosen node payoff was reduced and if that payoff was not reduced. From this, she finds her posterior probability that her opponent is Type 0. This probability allows her to condition on her observation to create a new subjective distribution that is a mixture of \mathcal{NIW} distributions. Each time she reaches a new

node, the number of components in her mixture doubles, creating a computational challenge in large networks. One solution is to regularize by eliminating components with low weights.

Specifically, for each of the up-to-four neighboring nodes, let Δ_i for $i = 1, 2, 3, 4$ be the corresponding payoff minus the edge cost for the i th neighboring node. The \mathcal{MVT} distribution allows her to calculate the probabilities of 24 quantities: $\mathbb{P}(\Delta_1 > \Delta_2 > \Delta_3 > \Delta_4)$, and so forth, for all 24 permutations of the four indices.

Summing $\mathbb{P}(\Delta_1 > \Delta_2 > \Delta_3 > \Delta_4)$, $\mathbb{P}(\Delta_1 > \Delta_2 > \Delta_4 > \Delta_3)$, $\mathbb{P}(\Delta_1 > \Delta_3 > \Delta_2 > \Delta_4)$, $\mathbb{P}(\Delta_1 > \Delta_3 > \Delta_4 > \Delta_2)$, $\mathbb{P}(\Delta_1 > \Delta_4 > \Delta_2 > \Delta_3)$ and $\mathbb{P}(\Delta_1 > \Delta_4 > \Delta_3 > \Delta_2)$ gives the probability q_{11} that moving to the first node is the node with highest net expected value. A slightly more involved calculation finds the probability q_{21} that moving to the first node is the second-best choice (the best choice given that the true best choice has been perturbed) and the probability $1 - q_{11} - q_{21}$ that moving to the first node is neither the best nor second-best choice. She can also calculate these probabilities for each of the other up-to-three neighboring nodes, with notation q_{1i} and q_{2i} .

When the traveler moves to node i , she observes an edge cost and a payoff. With probability πq_{1i} her opponent is Type 0 and has reduced that payoff. With probability $(1 - \pi)q_{1i}$ her opponent is Type 1 and did not reduce the payoff. With probability πq_{2i} her opponent is Type 0 and did not reduce the payoff. With probability $(1 - \pi)q_{2i}$ her opponent is Type 1 and did reduce the payoff. The traveler then calculates her posterior probability that the payoff at node i was reduced.

Her posterior probability that the i th node's payoff was reduced given the observed payoff x is $\mathbb{P}(\text{reduced} \mid x) =$

$$\frac{f(x \mid \text{reduced})[\pi q_{1i} + (1 - \pi)q_{2i}]}{f(x \mid \text{reduced})[\pi q_{1i} + (1 - \pi)q_{2i}] + f(x \mid \text{not reduced})[(1 - \pi)q_{1i} + \pi q_{2i}]}$$

where $f(x \mid \text{not reduced})$ is the marginal of the mixture- \mathcal{MVT} induced by her mixture- \mathcal{NTW} corresponding to node i and $f(x \mid \text{reduced})$, or $f(x^*)$, is the same marginal but with the observed x rescaled to $x^* = 1/(1 - \delta)$ to undo the reduction and thus maintain consistency with the traveler's subjective distribution.

When the traveler arrives at an unvisited node, she observes a cost and a payoff. She compares the payoff to her mixture- \mathcal{MVT} distribution for the payoff. If the discrepancy is large, she will suspect that the opponent intervened. Depending on whether the putative manipulation aligns better with a Type 0 or a Type 1 opponent, the traveler updates her belief about π . Specifically, if the apparent sabotage is consistent with a nonstrategic change, the traveler increases her posterior belief that her opponent is Type 0; if it aligns better with the second-best reduction, she increases her posterior belief on Type 1.

Let γ denote the traveler's updated belief that the observed discrepancy results from adversarial reduction of the node payoff. The calculation is straightforward but entails consideration of several cases, and so the derivation is relegated to the Appendix, which shows

$$\gamma = \frac{[f(x^*)q_{1i} + f(x)(1 - q_{1i})] \pi}{f(x^*)(\pi q_{1i} + (1 - \pi)q_{2i}) + f(x)(\pi(1 - q_{1i}) + (1 - \pi)(1 - q_{2i}))} \quad (1)$$

Upon observing the payoff, she updates her Beta prior from $\text{Beta}(\alpha, \beta)$ to

$$\text{Beta}(\alpha + \gamma, \beta + 1 - \gamma).$$

At this point, the traveler's decision is straightforward. In order to maximize her expected utility for a one-step search, she calculates the expected value of traveling to each neighboring

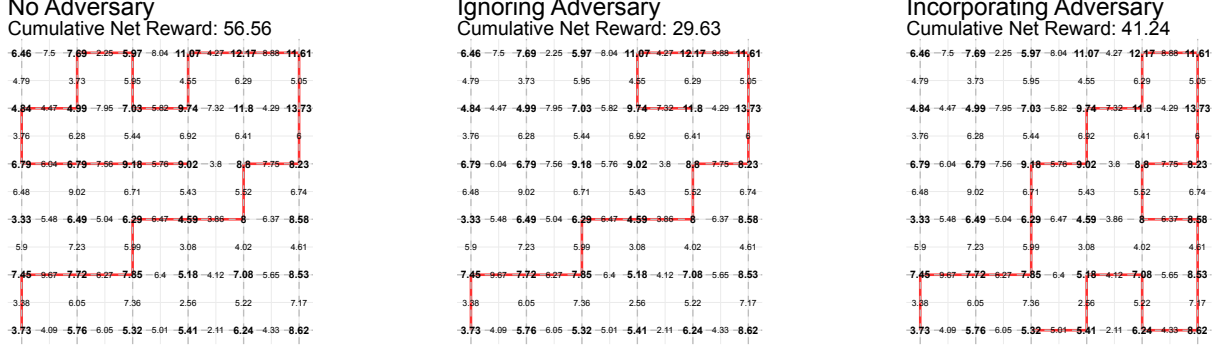


Figure 1: An illustration of the three situations (No Adversary, Ignoring Adversary, and Incorporating Adversary) in our 6-by-6 grid simulation.

node, where the expected value incorporates the possibility that the opponent has reduced the payoff. Similarly, for longer search paths, she chooses the next step so as to maximize her expected net value over that path.

2.4 Fixed-Path vs. Adaptive Choice

We have described an adaptive strategy for the traveler in which she learns as she observes costs and payoffs. Alternatively, one might consider a fixed strategy, in which she chooses her entire path at the outset. Under a mild condition, we show that the adaptive strategy is at least as good as the fixed strategy. The proof is in the Appendix.

Theorem 3. *The traveler may choose a fixed path η_F at the outset, or adaptively select a path η_A based on observations made over time. Let R_F and R_A denote the net rewards under each strategy. For any subjective distribution over the node rewards and edge costs,*

$$\mathbb{E}[R_A] \geq \mathbb{E}[R_F].$$

Note that this result is true for any distribution, not just the \mathcal{NTW} family. This generality is important because the adaptive traveler has a subjective distribution that is a mixture of t -distributions.

3 Search and Simulation

Caballero et al. (2025) does a simple simulation to compare four search strategies for network traversal in the absence of an adversary: myopic (greedy, or one-step look-ahead), an upper confidence bound policy, the H -path policy (Andreas et al. 2008), and the speculating clairvoyant policy. It finds that the last two are the best and perform about equally well.

Our simulation adopts a factorial analysis of variance (ANOVA) to study main effects and interactions between four factors: search strategy, adversary type, the accuracy of the traveler’s subjective distribution, and the traveler’s knowledge of whether or not she has an opponent. The response is the average net reward. Using ANOVA to study factorial effects in a simulation is common practice (cf. Banks 1988, Banks et al. 2003), often after making some transformation to normalize the response. In this case, the response is an average so the Central Limit Theorem obviates the need for transformation.

The search strategy factor has three levels—the benchmark myopic search, the H -path policy with $H = 3$, as in Caballero et al. (2025), in which one searches all possible paths of length 3, and our proposed Uncertainty Policy search from Section 2.2. The adversary type factor also has three levels—no adversary, the Type 0 opponent, and the Type 1 opponent. For the accuracy factor, we allow the traveler to be pessimistic, and think that the mean payoffs are 10% less than the truth, or optimistic, and think that payoffs are 10% greater than the truth, or to be accurate about the means. The last factor is whether or not the traveler thinks she has an opponent.

Our simulations use a 6-by-6 grid, which mimics the urban road network on which the convoy operates. The nodes are associated with the Cartesian lattice coordinates from (1, 1) to (6, 6), so each interior node has four neighbors and the network has 36 nodes and 60 edges. All payoffs and costs in the simulation have the multivariate Gaussian distribution. The expected payoff for the node with coordinates (x, y) is $x + y$, so payoffs increase as one moves to the northeast. The expected cost for an edge connecting nodes (x_1, y_1) to (x_2, y_2) is $(x_1 + y_1 + x_2 + y_2)/4$, so expected cost increases with the expected payoff. The covariance matrix Σ reflects spatial correlation decaying with the length of the shortest path connecting the nodes or edges. Specifically, let $\rho = 0.5$ be the base correlation parameter and define $d_{ij} = |x_i - x_j| + |y_i - y_j|$. Then the covariance between two nodes at (x_1, y_1) and (x_2, y_2) is $\rho^{2d_{12}-1}$. For two edges, one connecting (x_1, y_1) to (x_2, y_2) and the other connecting (x_3, y_3) to (x_4, y_4) , their covariance equals ρ if they share a node, otherwise it is ρ^{2d+1} , where $d = \min\{d_{13}, d_{14}, d_{23}, d_{24}\}$. The covariance between a node at (x_1, y_1) and an edge between (x_2, y_2) and (x_3, y_3) is ρ if the node is one endpoint of the edge, and ρ^{2d} otherwise, where $d = \min\{d_{12}, d_{13}\}$.

In our simulations, the traveler believes the payoffs and costs follow a $\mathcal{NIW}_p(\mu_0, \Sigma_0, \Psi_0, \nu_0)$ distribution. We consider three cases: (1) an accurate prior with mean equal to the true expected values, (2) a pessimistic prior that underestimates all expected values by 10%, and (3) an optimistic prior that overestimates all means by 10%. The prior covariance in the pessimistic, optimistic and accurate cases equals the Σ_0 in the generative model.

For all cases, the degrees of freedom is $\nu_0 = p + 4$, which exceeds the minimum proper threshold $p + 1$, ensuring a weakly informative subjective distribution that is proper and which allows flexible adaptation as costs and rewards are observed. The \mathcal{NIW} scale matrix Ψ_0 is chosen so that $\Sigma_0 = \Psi_0/(\nu_0 - p - 1)$, making Σ_0 the expectation of the inverse Wishart distribution. The traveler’s prior on the probability that her opponent is Type 0 is Beta(1, 1).

We generate 100 networks, with costs and payoffs, as draws from $N(\mu, \Sigma)$, where μ and Σ are realizations from the specified prior. To reduce variance in comparisons, the same 100 networks are used for all levels of the factors in the ANOVA. For each network we have a Type 0 and Type 1 opponent, we have the accurate, pessimistic, and optimistic traveler, and we allow the traveler to account for, or not account for, her opponent. We also use the three search strategies for each of the 100 networks, and compare the average cumulative rewards when the search terminates in an ANOVA.

Figure 1 shows three situations, which illustrate the simulation results. The left-hand path shows the case in which there is no adversary, and the traveler myopically (one-step look-ahead) chooses the next step. The middle path is the case in which a Type 0 adversary is present, but the traveler does not account for him and uses myopic search. The right-hand path represents the case in which the traveler has a uniform prior on the adversary being Type 0, and she makes her myopic best choice. When there is no adversary, for this realization of costs and payoffs, the cumulative reward is 56.56. Believing that there is no adversary gives a bad outcome—the reward is 29.63. That is substantially improved by taking account of the adversary, in which case the reward is 41.24.

Table 1 summarizes the four-factor ANOVA, with significant main effects and interactions in

Table 1: ANOVA summary for the fully crossed model predicting traveler net reward. Main effects and higher-order interactions among policy, belief, adversary type, and strategy are shown with degrees of freedom (df), sum of squares, mean squares, F -statistics, and p -values. Significant terms ($p < .05$) are in **bold**.

Term	df	Sum Sq	Mean Sq	F	p
policy	2.00	44333.57	22166.79	170.90	0.00
belief	2.00	1629.39	814.70	6.28	0.00
adversary	2.00	1476595.75	738297.88	5692.18	0.00
strategy	1.00	830.59	830.59	6.40	0.01
policy:belief	4.00	34.99	8.75	0.07	0.99
policy:adversary	4.00	10049.38	2512.35	19.37	0.00
belief:adversary	4.00	2079.67	519.92	4.01	0.00
policy:strategy	2.00	21.73	10.87	0.08	0.92
belief:strategy	2.00	208.88	104.44	0.81	0.45
adversary:strategy	2.00	18512.49	9256.24	71.36	0.00
policy:belief:adversary	8.00	207.63	25.95	0.20	0.99
policy:belief:strategy	4.00	241.88	60.47	0.47	0.76
policy:adversary:strategy	4.00	1061.57	265.39	2.05	0.09
belief:adversary:strategy	4.00	157.10	39.27	0.30	0.88
policy:belief:adversary:strategy	8.00	478.42	59.80	0.46	0.88
Residuals	5346.00	693396.52	129.70		

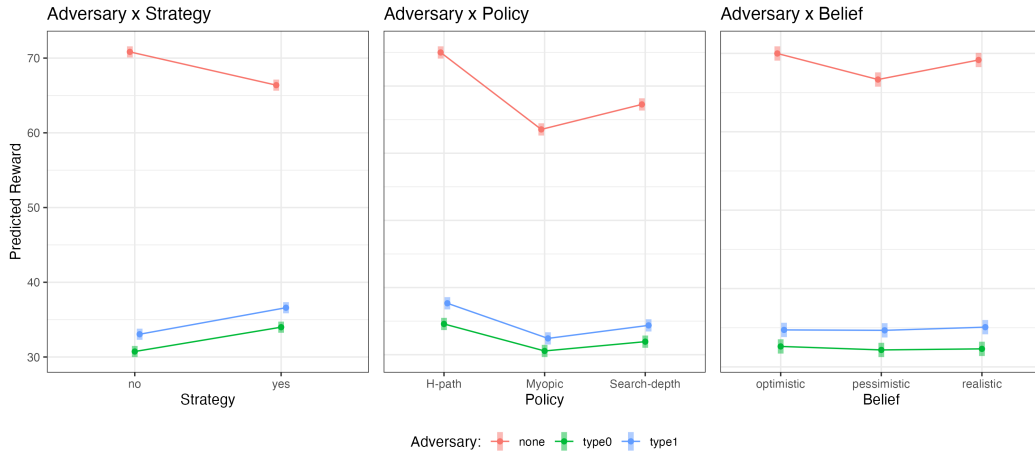


Figure 2: Three significant interaction plots from the fully crossed ANOVA model showing how adversary type interacts with decision strategy, traversal policy, and belief model in predicting average net reward.

bold. Figure 2 explores the significant two-way interactions, showing the traveler’s predicted net rewards under our model broken out by decision strategy, traversal policy, and belief, for both types of adversary.

Adversarial presence has a strong main effect: in the absence of an adversary, the expected

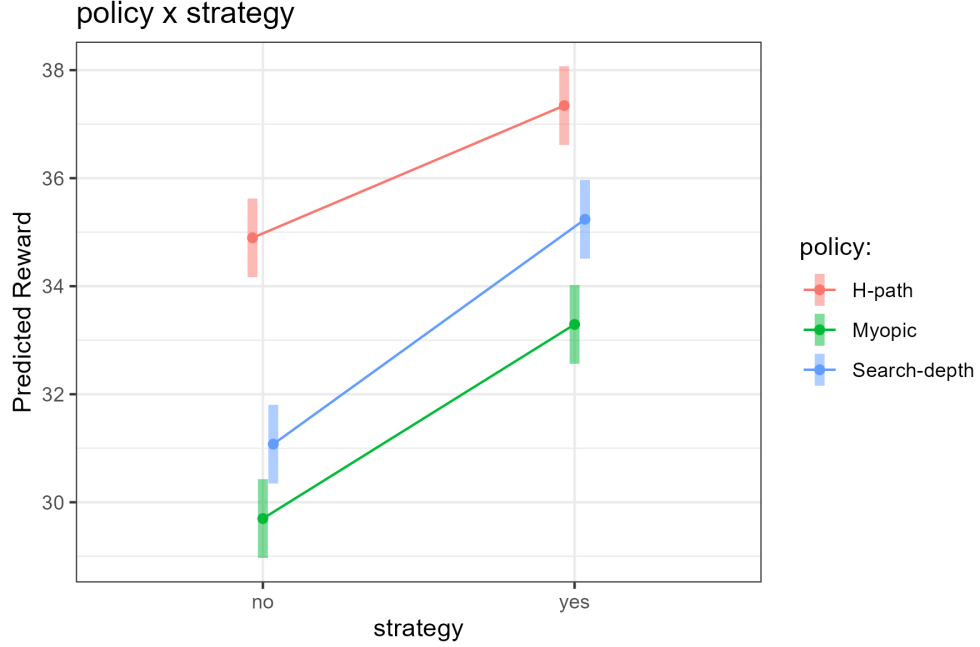


Figure 3: Significant policy-strategy interaction from the ANOVA model using adversary-present runs, illustrating the different reward gains for the Uncertainty Policy heuristic, the H -path, and the myopic policy.

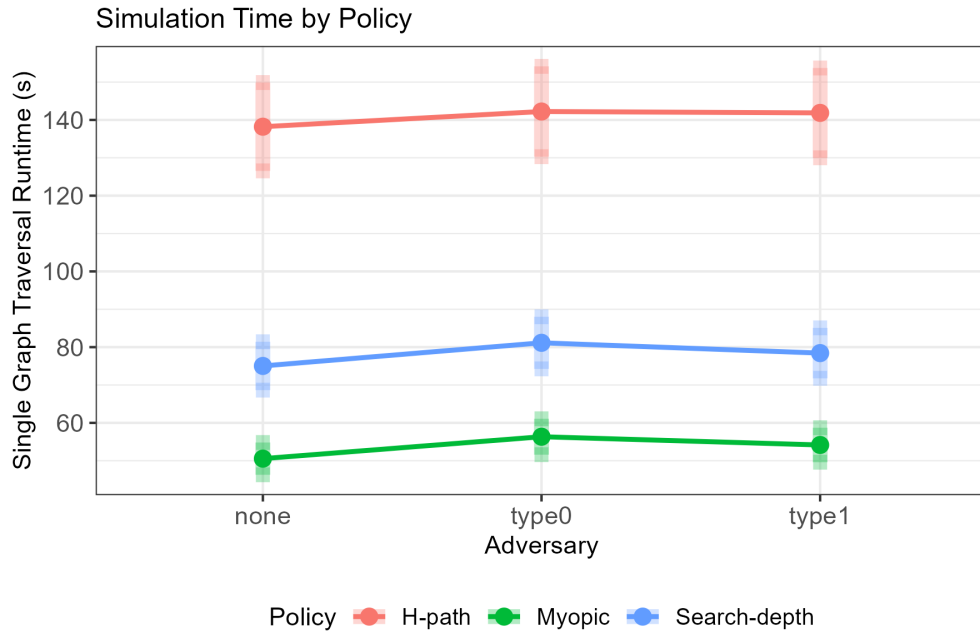


Figure 4: Simulation time comparison across adversarial type, illustrating computational efficiency differences between the Uncertainty Policy, the H -path, and the myopic policy.

rewards are about 70, but collapse to the 30-40 range when an adversary is present. The predicted reward is higher under a Type 1 adversary than a Type 0 adversary in all cases, which is to be

expected since the Type 1 adversary penalizes the second-best rather than the best move, so rewards are slightly higher.

The first panel shows the impact of the traveler’s knowledge of the adversary. When no adversary is present, falsely assuming one is associated with nearly a 5-point loss in average predicted reward, while accounting for an adversary when one is present is associated with a comparable gain. Travelers with correct knowledge tend to outscore those that are misinformed.

The second panel compares traversal policies under various types of opponent. While all policies suffer under adversarial interference, the performance gap between our Uncertainty Policy heuristic and the H -path policy narrows. In all cases, the Uncertainty Policy outperforms the myopic baseline. Our approach reduces the computational burden associated with the H -path policy, as seen in Figure 4 which compares the time taken to complete a single run under each policy, across 100 replicates.

The third panel shows the impact of the traveler’s beliefs under different adversary types. In the presence of an adversary, there is virtually no difference in the average predicted rewards across beliefs. However, in the absence of an adversary, pessimistic travelers appear to perform worse than optimistic or realistic travelers.

Taken together, these panels show that adversary presence has a strong association with expected net reward, and our proposed policy delivers robust performance across adversarial types, narrowing the gap with the H -Path policy while dramatically reducing computational cost and outperforming the myopic policy in all cases.

We fit a supplementary ANOVA restricted to cases in which an adversary is present, and the significant policy-strategy interaction is shown in Fig. 3. Incorporating belief-updating boosts predicted rewards for every policy, but the increase is most pronounced for the Uncertainty Policy, indicating that our proposed policy pairs especially well with adversary learning.

4 Conclusion

This paper studies an agent’s sequential decision making when there is an opponent who can lower the expected payoff from the agent’s choice. This is a broad class of problems, and versions arise in corporate competition and certain strategic games. It is helpfully concrete to represent this sequential decision problem under uncertainty as traversing a graph with unknown payoffs and costs, and the running example in this paper is convoy routing during an urban insurgency.

There are many ways this general problem framework could be built out. We use the simplest version that fully illustrates the dynamics of the interplay between the agent’s subjective distribution, and the type of adversary, and the optimization policy. But one could have more complex situations in which the opponent does not have perfect knowledge of the payoffs and costs, holds a different subject distribution than the traveler, and must learn by conditioning as she does. That case opens the door to the mirror equilibrium adversarial risk analysis (Banks et al. 2015), instead of the level- k thinking school of Stahl and Wilson (1995).

Our ANOVA results show the relative magnitude of four different factors in our designed experiment, emphasizing the advantage the traveler receives from using adversarial risk analysis. Her prior on the type of her opponent leads to a novel mixture model of multivariate t -distributions for her posterior. And our results significantly extend the work of Caballero et al. (2025) and Wang and Banks (2011).

Appendix

The traveler needs two theorems to decide upon her next traversal. Both are quite obvious, but we could find no proof of the first in easily available literature, and the second is stated but not proved in Bishop and Nasrabadi (2006). For completeness, we include the derivations.

Theorem 1. The Normal-Inverse-Wishart distribution is closed under conditioning.

Proof. Let \mathbf{X} be a p -dimensional random vector with Normal-Inverse-Wishart distribution $\mathcal{NIW}_p(\boldsymbol{\mu}, \boldsymbol{\Lambda}, \boldsymbol{\Psi}, \nu)$, where $\boldsymbol{\mu}$ is the mean vector, $\boldsymbol{\Lambda}$ is the precision matrix, $\boldsymbol{\Psi}$ is the scale matrix and ν is the degrees of freedom. Let $\boldsymbol{\Sigma}$ be its associated covariance matrix (with precision $\boldsymbol{\Lambda} = \boldsymbol{\Sigma}^{-1}$). By definition, the joint density of \mathbf{X} factors as:

$$f(\mathbf{x}|\boldsymbol{\mu}, \boldsymbol{\Lambda}, \boldsymbol{\Psi}, \nu) = \mathcal{N}_p(\mathbf{x}|\boldsymbol{\mu}, \boldsymbol{\Lambda})\mathcal{IW}_p(\boldsymbol{\Lambda}|\boldsymbol{\Psi}, \nu)$$

where $\mathcal{N}_p(\mathbf{x}|\boldsymbol{\mu}, \boldsymbol{\Lambda})$ is a multivariate normal density and $\mathcal{IW}_p(\boldsymbol{\Lambda}|\boldsymbol{\Psi}, \nu)$ is an inverse-Wishart density.

We want to find the conditional density of $\mathbf{X}_{k+1:p}$ given $\mathbf{X}_{1:k}$. Partition \mathbf{X} into $\mathbf{X}_{1:k}$ and $\mathbf{X}_{k+1:p}$, and similarly partition $\boldsymbol{\mu}$, $\boldsymbol{\Lambda}$, and $\boldsymbol{\Psi}$. So, the joint density of \mathbf{X} can be decomposed as $f(\mathbf{x}) = f(\mathbf{x}_{1:k}, \mathbf{x}_{k+1:p})$. Partitioning the mean vector and precision matrix and covariance yields:

$$\boldsymbol{\mu} = \begin{pmatrix} \boldsymbol{\mu}_1 \\ \boldsymbol{\mu}_2 \end{pmatrix}, \quad \boldsymbol{\Lambda} = \begin{pmatrix} \boldsymbol{\Lambda}_{11} & \boldsymbol{\Lambda}_{12} \\ \boldsymbol{\Lambda}_{21} & \boldsymbol{\Lambda}_{22} \end{pmatrix}$$

where $\boldsymbol{\mu}_1$ and $\boldsymbol{\Lambda}_{11}$ correspond to the first k components and $\boldsymbol{\mu}_2$ and $\boldsymbol{\Lambda}_{22}$ correspond to the remaining $p - k$ components. Since $\boldsymbol{\Lambda}$ is symmetric (it is the inverse of a covariance matrix), the off-diagonal blocks satisfy $\boldsymbol{\Lambda}_{21} = \boldsymbol{\Lambda}_{12}^\top$. Here $\boldsymbol{\Lambda}_{12} \in \mathbb{R}^{k \times (p-k)}$ collects the cross-precision terms that couple the first k variables with the remaining $p - k$ variables. The covariance matrix $\boldsymbol{\Sigma}$ is similarly partitioned. Standard multivariate normal theory implies that the conditional distribution of $\mathbf{x}_{k+1:p}$ given $\mathbf{x}_{1:k}$ is

$$\mathbf{X}_{k+1:p} \mid \mathbf{X}_{1:k}, \boldsymbol{\Lambda} \sim \mathcal{N}_{p-k}(\boldsymbol{\mu}_{2|1}, \boldsymbol{\Sigma}_{22|1}),$$

where $\boldsymbol{\mu}_{2|1} = \boldsymbol{\mu}_2 + \boldsymbol{\Lambda}_{21}\boldsymbol{\Lambda}_{11}^{-1}(\mathbf{x}_{1:k} - \boldsymbol{\mu}_1)$ and $\boldsymbol{\Sigma}_{22|1} = \boldsymbol{\Lambda}_{22}^{-1} - \boldsymbol{\Lambda}_{21}\boldsymbol{\Lambda}_{11}^{-1}\boldsymbol{\Sigma}_{11|1}\boldsymbol{\Lambda}_{11}^{-1}\boldsymbol{\Lambda}_{12}$. Using the Schur complements (see, e.g., Mardia et al. 1979) gives

$$\boldsymbol{\Sigma}_{22|1} = \boldsymbol{\Lambda}_{22}^{-1} - \boldsymbol{\Lambda}_{21}\boldsymbol{\Lambda}_{11}^{-1}\boldsymbol{\Lambda}_{12}.$$

Next, we note that $\boldsymbol{\Lambda}$ itself is distributed as $\mathcal{IW}_p(\boldsymbol{\Psi}, \nu)$. By partitioning $\boldsymbol{\Lambda}$ and $\boldsymbol{\Psi}$ conformably, one can show that

$$\boldsymbol{\Lambda}_{22|1} \sim \mathcal{IW}_{p-k}(\boldsymbol{\Psi}_{22|1}, \nu - k),$$

where $\boldsymbol{\Psi}_{22|1} = \boldsymbol{\Psi}_{22} - \boldsymbol{\Psi}_{21}\boldsymbol{\Psi}_{11}^{-1}\boldsymbol{\Psi}_{12}$ and $\nu - k$ are the reduced dimensional Inverse-Wishart parameters after conditioning on $\mathbf{X}_{1:k}$. Combining these facts reveals that $(\mathbf{x}_{k+1:p}|\mathbf{x}_{1:k}, \boldsymbol{\Lambda}_{22|1})$ follows an \mathcal{NIW}_{p-k} distribution with suitably updated parameters $(\boldsymbol{\mu}_{2|1}, \boldsymbol{\Lambda}_{22|1}, \boldsymbol{\Psi}_{22|1}, \nu - k)$. Hence,

$$(\mathbf{x}_{k+1:p}|\mathbf{x}_{1:k}, \boldsymbol{\Lambda}_{22|1}) \sim \mathcal{NIW}_{p-k}(\boldsymbol{\mu}_{2|1}, \boldsymbol{\Lambda}_{22|1}, \boldsymbol{\Psi}_{22|1}, \nu - k). \quad \square$$

Theorem 2. Integrating out the precision matrix in the \mathcal{NIW} distribution gives the multivariate t -distribution.

Proof: Let X have \mathcal{NIW} distribution, so

$$\begin{aligned} \mathbf{x} \mid \boldsymbol{\mu}, \boldsymbol{\Sigma} &\sim \mathcal{N}(\boldsymbol{\mu}, \boldsymbol{\Sigma}), \\ \boldsymbol{\Sigma} \mid \boldsymbol{\Psi}, \nu &\sim \mathcal{W}^{-1}(\boldsymbol{\Psi}, \nu), \end{aligned}$$

where Ψ is the Inverse-Wishart scale matrix, and ν is the degrees of freedom. Let $\text{etr}(\mathbf{A}) = \exp[\text{tr}(\mathbf{A})]$. Then integrating out Σ gives the multivariate t -distribution (\mathcal{MVT}) since

$$\begin{aligned}
f(\mathbf{x} \mid \boldsymbol{\mu}, \Psi, \nu) &= \int f(\mathbf{x} \mid \boldsymbol{\mu}, \Sigma) f(\Sigma \mid \Psi, \nu) d\Sigma \\
&\propto \int |\Sigma|^{-1/2} \exp \left\{ -\frac{1}{2} (\mathbf{x} - \boldsymbol{\mu})^\top \Sigma^{-1} (\mathbf{x} - \boldsymbol{\mu}) \right\} \\
&\quad \times |\Sigma|^{-(\nu+p+1)/2} \exp \left\{ -\frac{1}{2} \text{tr}(\Psi \Sigma^{-1}) \right\} d\Sigma \\
&= \int |\Sigma|^{-(\nu+p+2)/2} \exp \left\{ -\frac{1}{2} \text{tr} \left[(\mathbf{x} - \boldsymbol{\mu})(\mathbf{x} - \boldsymbol{\mu})^\top \Sigma^{-1} \right] \right\} \\
&\quad \times \exp \left\{ -\frac{1}{2} \text{tr}(\Psi \Sigma^{-1}) \right\} d\Sigma \\
&= \int |\Sigma|^{-(\nu+p+2)/2} \text{etr} \left\{ -\frac{1}{2} \left[(\mathbf{x} - \boldsymbol{\mu})(\mathbf{x} - \boldsymbol{\mu})^\top + \Psi \right] \Sigma^{-1} \right\} d\Sigma.
\end{aligned}$$

Making the change of variable $\mathbf{S} = \Sigma^{-1}$, so that

$$d\Sigma = |\mathbf{S}|^{-(p+1)} d\mathbf{S},$$

yields

$$\begin{aligned}
f(\mathbf{x} \mid \boldsymbol{\mu}, \Psi, \nu) &\propto \int |\mathbf{S}|^{(\nu+p+2)/2} \text{etr} \left\{ -\frac{1}{2} \left[(\mathbf{x} - \boldsymbol{\mu})(\mathbf{x} - \boldsymbol{\mu})^\top + \Psi \right] \mathbf{S} \right\} \\
&\quad \times |\mathbf{S}|^{-(p+1)} d\mathbf{S} \\
&= \int |\mathbf{S}|^{(\nu-p)/2} \text{etr} \left\{ -\frac{1}{2} \left[(\mathbf{x} - \boldsymbol{\mu})(\mathbf{x} - \boldsymbol{\mu})^\top + \Psi \right] \mathbf{S} \right\} d\mathbf{S}.
\end{aligned}$$

The integrand is a Wishart kernel in \mathbf{S} , with degrees of freedom $\nu + 1$ and scale matrix $\left[(\mathbf{x} - \boldsymbol{\mu})(\mathbf{x} - \boldsymbol{\mu})^\top + \Psi \right]^{-1}$. The integral is proportional to the inverse of the corresponding normalizing constant, so that

$$f(\mathbf{x} \mid \boldsymbol{\mu}, \Psi, \nu) \propto \left| (\mathbf{x} - \boldsymbol{\mu})(\mathbf{x} - \boldsymbol{\mu})^\top + \Psi \right|^{-(\nu+1)/2}.$$

Applying the Matrix-Determinant Lemma (Harville 1998) yields

$$\begin{aligned}
f(\mathbf{x} \mid \boldsymbol{\mu}, \Psi, \nu) &\propto \left| (\mathbf{x} - \boldsymbol{\mu})^\top \Psi^{-1} (\mathbf{x} - \boldsymbol{\mu}) + 1 \right|^{-(\nu+1)/2} \\
&= \left| \frac{1}{\nu + 1 - p} (\mathbf{x} - \boldsymbol{\mu})^\top \left(\frac{\Psi}{\nu + 1 - p} \right)^{-1} (\mathbf{x} - \boldsymbol{\mu}) + 1 \right|^{-(\nu+1-p+p)/2}.
\end{aligned}$$

By making the change of variables,

$$\nu' = \nu - p + 1 \quad \text{and} \quad \Psi' = \frac{\Psi}{\nu - p + 1},$$

we get

$$f(\mathbf{x} \mid \boldsymbol{\mu}, \Psi, \nu) \propto \left| \frac{1}{\nu'} (\mathbf{x} - \boldsymbol{\mu})^\top \Psi'^{-1} (\mathbf{x} - \boldsymbol{\mu}) + 1 \right|^{-(\nu' + p)/2},$$

which is the kernel of a $t_{\nu'}(\boldsymbol{\mu}, \Psi')$ distribution. \square

Theorem 3. Under mild conditions, an adaptive traveler has higher expected net reward than a traveler who chooses a fixed path at the outset.

Proof. Let $\mathbf{r} = (r_1, \dots, r_N)^\top$ denote vector of random node rewards, and let $\mathbf{c} = (c_1, \dots, c_M)^\top$ be the vector of random edge costs. The net reward along a path η is:

$$R(\eta) = \sum_{v \in \eta} r_v - \sum_{e \in \eta} c_e,$$

where v indexes the nodes in η and e the edges in η .

We assume that the traveler either does exhaustive search of the possible paths or uses incremental heuristic search (Hart et al. 1968). (This mild assumption ensures that the traveler is not using a foolish policy which does not attempt to increase her net reward.)

Let η_1 denote the first traversal, and let X_1 be the first net reward. After reaching the first node, the adaptive traveler chooses the next traversal $\eta_2(X_1)$ so as to maximize her expected net reward. And the fixed-path traveler proceeds to η_2 as planned.

Let $X_2 = R(\eta_2(X_1))$ be the net reward for the adaptive continuation, and let $R_F = X_1 + R(\eta_2^0)$. Then

$$\mathbb{E}[X_2 \mid X_1] \geq \mathbb{E}[R(\eta_2)],$$

since the traveler uses a sensible (incremental heuristic) policy to choose $\eta_2(X_1)$. The law of iterated expectations implies:

$$\mathbb{E}[R_{A2}] = \mathbb{E}[X_1 + \mathbb{E}[X_2 \mid X_1]] \geq \mathbb{E}[X_1 + \mathbb{E}[R(\eta_2)]] = \mathbb{E}[R_{F2}],$$

where R_{A2} is the adaptive-path reward after two steps and R_{F2} is the fixed-path reward after two steps. Repeating this argument for all next steps completes the proof. Note that the adaptive policy may terminate before or after the fixed-path policy. \square

Calculating the Probability γ

The traveler is located at a node in a grid, and considers moving to one of up to four neighboring nodes. For each neighbor edge-node pair $i \in \{1, 2, 3, 4\}$, define (1) $\Delta_i := i^{th}$ node reward–edge cost, or the net gain in moving to node i , and (2) $\Delta_i^{(\delta)} := (1 - \delta)(i^{th} \text{ node reward}) - \text{edge cost}$, or the net gain in moving to node i when the adversary reduced the node reward by a fixed percentage δ (in our case, 30%).

The traveler has a subjective mixture- \mathcal{MVT} distribution over the true costs and rewards, which is inherited by the linear transformation $\boldsymbol{\Delta} = (\Delta_1, \Delta_2, \Delta_3, \Delta_4)$. Denote the density of $\boldsymbol{\Delta}$ by f . The traveler can now compute

$$\begin{aligned} q_{1i} &:= \mathbb{P}(\Delta_i = \max_j \Delta_j), \text{ and} \\ q_{2i} &:= \sum_{j \neq i} \mathbb{P}(\Delta_i^{(\delta)} > \Delta_j \mid \Delta_i = \max_k \Delta_k) \mathbb{P}(\Delta_i = \max_k \Delta_k) + \\ &\quad \mathbb{P}(\Delta_i > \Delta_j^{(\delta)} \mid \Delta_j = \max_k \Delta_k) \mathbb{P}(\Delta_j = \max_k \Delta_k). \end{aligned}$$

These represent the probability that moving to node i is the greedy choice (corresponding to the highest net gain), or would become the greedy choice if the adversary were to perturb the node with the largest reward, respectively.

After each step, the traveler observes up to one new node reward, x . She uses this to update her probability π that the adversary is Type 0. Assume she begins with a $\text{Beta}(\alpha, \beta)$ prior over probability of the adversary being Type 0. After observing reward x , the posterior mean probability of Type 0 is given by

$$\begin{aligned}\gamma &= \mathbb{P}(\text{Type 0} \mid x) \\ &= \frac{f(x \mid \text{Type 0}) \mathbb{E}[\pi]}{f(x \mid \text{Type 0}) \mathbb{E}[\pi] + f(x \mid \text{Type 1})(1 - \mathbb{E}[\pi])},\end{aligned}$$

where $\mathbb{E}[\pi] = \alpha/(\alpha + \beta)$.

To compute the likelihoods in this setting, we distinguish between observations arising from unreduced and reduced node rewards. The traveler’s subjective \mathcal{MVT} distribution models the true (i.e., unreduced) reward and cost values. Hence, when a node’s reward has been reduced by a known fraction δ , the observed value must be rescaled (i.e. inflated) by the factor $1/(1 - \delta)$ to be evaluated under the subjective model. Let $x^* = x/(1 - \delta)$.

Based on whether the reward at a node has been reduced (due to sabotage) or remains intact, we consider two cases for each adversary type, corresponding to the traveler’s observation likelihoods under each scenario. Take the Type 0 adversary first. He always reduces the best node, which is node i with probability q_{1i} . In that case, the conditional density of x is

$$f(x \mid \text{Type 0}) = q_{1i} f(x^*) + (1 - q_{1i}) f(x).$$

We now consider the Type 1 adversary, which is slightly more complicated. The Type 1 adversary reduces the node that has the second-best net payoff. This is node i with probability q_{2i} . Thus,

$$f(x \mid \text{Type 1}) = q_{2i} f(x^*) + (1 - q_{2i}) f(x).$$

Putting this together gives the result in (1).

Acknowledgments:

Elvan Ceyhan and Li Zhou were supported by the Office of Naval Research Grant N00014-22-1-2572 and the NSF Award #2319157. David Banks and Leah Johnson were supported by the Office of Naval Research Grant N00014-22-1-2572.

References

- April K Andreas, J Cole Smith, and Simge Küçükyavuz. Branch-and-price-and-cut algorithms for solving the reliable h-paths problem. *Journal of Global Optimization*, 42(4):443–466, 2008.
- David L Banks. Histospline smoothing the bayesian bootstrap. *Biometrika*, 75(4):673–684, 1988.
- David L Banks, Robert T Olszewski, and Roy A Maxion. Comparing methods for multivariate nonparametric regression. *Communications in Statistics-Simulation and Computation*, 32(2):541–571, 2003.
- David L Banks, Jesus M Rios Aliaga, and David Ríos Insua. *Adversarial risk analysis*. CRC Press, 2015.
- Christopher M Bishop and Nasser M Nasrabadi. *Pattern recognition and machine learning*. Springer, 2006.
- William N Caballero, Phillip R Jenkins, David Banks, and Matthew Robbins. Bayesian graph traversal. *Decision Analysis*, 2025.

- Eric DuBois, Ashley Peper, and Laura A Albert. Interdicting attack plans with boundedly rational players and multiple attackers: An adversarial risk analysis approach. *Decision Analysis*, 20(3):202–219, 2023.
- Peter E Hart, Nils J Nilsson, and Bertram Raphael. A formal basis for the heuristic determination of minimum cost paths. *IEEE transactions on Systems Science and Cybernetics*, 4(2):100–107, 1968.
- David A Harville. *Matrix algebra from a statistician’s perspective*. Taylor & Francis, 1998.
- Kanti V. Mardia, John T. Kent, and John M. Bibby. *Multivariate Analysis*. Academic Press, London, 1979. ISBN 978-0124712508.
- Jesus Rios and David Rios Insua. Adversarial risk analysis for counterterrorism modeling. *Risk Analysis: An International Journal*, 32(5):894–915, 2012.
- Dale O Stahl and Paul W Wilson. On players’ models of other players: Theory and experimental evidence. *Games and Economic Behavior*, 10(1):218–254, 1995.
- Shouqiang Wang and David Banks. Network routing for insurgency: An adversarial risk analysis framework. *Naval Research Logistics (NRL)*, 58(6):595–607, 2011.
- Jorit Wintjes. A school for war—a brief history of the prussian kriegsspiel. *Simulation and Wargaming*, pages 23–64, 2021.
- Jun Zhuang, Vicki M Bier, and Oguzhan Alagoz. Modeling secrecy and deception in a multiple-period attacker–defender signaling game. *European Journal of Operational Research*, 203(2):409–418, 2010.