

When Audio-LLMs Don’t Listen: A Cross-Linguistic Study of Modality Arbitration

Jayadev Billa[†]
San Jose, CA, USA
jbilla2004@gmail.com

Abstract

When audio and text conflict, speech-enabled language models follow the text 10 times more often than when arbitrating between two text sources, even when explicitly instructed to trust the audio. Using ALME, a benchmark of 57,602 controlled audio-text conflict stimuli across 8 languages, we find that Gemini 2.0 Flash exhibits 16.6% text dominance under audio-text conflict versus 1.6% under text-text conflict with identical reliability cues. This gap is not explained by audio quality: audio-only accuracy (97.2%) exceeds cascade accuracy (93.9%), indicating audio embeddings preserve more information than text transcripts. We propose that text dominance reflects an asymmetry not in information content but in arbitration accessibility: how easily the model can reason over competing representations.

This framework explains otherwise puzzling findings. Forcing transcription before answering increases text dominance (19% to 33%), sacrificing audio’s information advantage without improving accessibility. Framing text as “deliberately corrupted” reduces text dominance by 80%. A fine-tuning ablation provides interventional evidence: training only the audio projection layer increases text dominance (+26.5%), while LoRA on the language model halves it (−23.9%), localizing text dominance to the LLM’s reasoning rather than the audio encoder. Experiments across four state-of-the-art audio-LLMs and 8 languages show consistent trends with substantial cross-linguistic and cross-model variation, establishing modality arbitration as a distinct reliability dimension not captured by standard speech benchmarks.

1 Introduction

Speech is a rich and primary modality for human communication. Beyond lexical content, meaning is conveyed through prosody, timing, emphasis, and acoustic context, enabling listeners to infer intent, resolve ambiguity, and respond appropriately. As multimodal large language models (LLMs) increasingly support speech input and power conversational assistants, speech interfaces are becoming a principal gateway to information and services.

Critically, audio-LLMs never process speech in isolation. In every real deployment, text accompanies the audio: system prompts define the assistant’s behavior, conversation history provides context from prior turns, and retrieval-augmented pipelines inject documents relevant to the user’s query. Any of this text can conflict with what the user actually says. A customer tells a voice assistant “I moved to San Francisco last month,” but the retrieved account record, injected as text context, still lists New York. A user corrects a prior misunderstanding (“no, I said *three* hundred”), but the conversation history already records “five hundred” from a mistranscription. In these scenarios, the model must decide whether to trust the user’s live speech or the surrounding text. Text dominance means

[†]Unaffiliated researcher - previously at ISI@USC, Yahoo, Nuance, BBN.

the model systematically favors stale or incorrect text over the user’s actual words, even when explicitly instructed to prioritize what it hears. ASR errors [Koencke et al., 2020, Meyer et al., 2020] further compound this: accented speech generates unreliable transcripts that then compete with the audio signal for the model’s attention. The reliability of speech-enabled systems depends not only on recognition accuracy, but on *how* the model arbitrates between modalities when they disagree.

Most evaluations of speech-enabled LLMs focus on transcription accuracy or downstream task performance under clean, aligned inputs [Wang et al., 2025a, Conneau et al., 2022]. Such evaluations implicitly assume that once speech is understood, subsequent reasoning is unaffected by the acoustic properties of the original signal. However, this assumption may not hold when spoken audio conveys information that is absent from, or contradicts, the textual representation.

In this paper, we ask a simple question: *when spoken audio and text conflict, which modality does the model follow?* We treat this as an observable behavioral property; we do not attempt to infer internal mechanisms, only to measure outcomes. To quantify this behavior, we introduce the Text Dominance Ratio (TDR), which measures how often a model follows text despite contradictory audio and explicit instructions to follow what it hears.

Our central finding is a striking asymmetry between audio-text and text-text arbitration. When Gemini 2.0 Flash receives two conflicting text sources with explicit reliability cues (“this transcript is verified accurate” vs. “this transcript may contain errors”), it correctly follows the reliable source 98.4% of the time (TDR = 1.6%). But when one source is audio rather than text, with identical reliability framing, TDR rises to 16.6%, a 10 \times increase. This asymmetry cannot be explained by audio quality: the model’s audio-only accuracy (97.2%) actually *exceeds* its cascade accuracy using Whisper transcripts (93.9%).

We propose that this asymmetry reflects a distinction between two properties of modality representations:

- **Information content:** How much task-relevant signal a representation preserves
- **Arbitration accessibility:** How easily the model can reason about and compare representations when they conflict

Audio embeddings contain *more* information (evidenced by higher audio-only accuracy), but text is *more accessible* for arbitration (evidenced by the 10 \times gap). This framework explains why forcing explicit transcription before answering *increases* rather than decreases text dominance: transcription converts audio (high information, low accessibility) to text (lower information, high accessibility), sacrificing the information advantage without improving arbitration.

We operationalize this through the Audio-LLM Modality Evaluation (ALME) benchmark: a large-scale evaluation across eight languages (English, German, French, Italian, Portuguese, Arabic, Japanese, Chinese) and multiple writing systems using controlled audio-text conflict stimuli on four state-of-the-art audio-LLMs: GPT-4o-audio-preview, Gemini 2.0 Flash, Qwen2-Audio-7B-Instruct, and Ultravox v0.6-llama-3.1-8b. This multi-model multilingual setting allows us to examine whether modality arbitration behavior is consistent across languages or varies systematically with linguistic factors.

Our contributions are:

1. **The 10 \times arbitration gap:** Audio embeddings preserve more information than text, yet text is 10 \times more influential in arbitration, establishing a distinction between information content and arbitration accessibility
2. **Effective mitigation via epistemic framing:** Framing text as “deliberately corrupted” reduces text dominance by 80%, while forcing transcription backfires (+14%), suggesting that reducing text trust works better than improving audio accessibility
3. **Cross-linguistic variation:** Three of four models show 2–4 \times higher text dominance for CJK/Arabic than European languages; Qwen2-Audio shows the reverse, suggesting training data effects
4. **Robustness findings:** API models show stable or decreased text dominance with synthetic speech; open-source models show increased text dominance, indicating differential sensitivity to audio generation method

Table 1: Comparison with related audio-text conflict benchmarks. ALME uniquely combines multilingual coverage, controlled single-element semantic flips, and a cascade baseline isolating modality-specific effects.

Dimension	MCR-BENCH	LISTEN	This work
Audio domain	Environmental	Emotion	Speech content
Languages	English	English	8 languages
Conflict type	GPT desc.	Lex./acoustic	Semantic flips
Scale	3,000	7,939	57,602
Cascade baseline	No	No	Yes
Fine-tuning ablation	No	No	Yes

5. **Fine-tuning ablation:** Training only the audio adapter *increases* text dominance (+26.5%), while LoRA on the LLM reduces it by half (−23.9%), providing interventional evidence that text dominance resides in the LLM’s reasoning rather than the audio encoder

2 Related Work

2.1 Audio-LLM Evaluation

Several benchmarks evaluate audio-LLM capabilities. AudioBench [Wang et al., 2025a] provides broad evaluation across speech recognition, audio QA, and captioning tasks. AIR-Bench [Yang et al., 2024] tests generative comprehension across speech, sound, and music. MMAU [Sakshi et al., 2025] focuses on expert-level audio understanding and reasoning. Dynamic-SUPERB [Huang et al., 2024] benchmarks instruction-following across diverse speech tasks. FLEURS [Conneau et al., 2022] benchmarks multilingual speech representations. These works measure task accuracy under aligned inputs but do not probe modality arbitration under conflict. A model can achieve high accuracy on audio QA while still defaulting to text when modalities disagree. ALME addresses this gap by measuring *how* models arbitrate between modalities when they conflict, rather than overall task accuracy when they agree.

2.2 Audio-Text Conflict

MCR-BENCH [Wang et al., 2025b] provides the first systematic evaluation of audio-text conflict in audio-language models, pairing audio samples with faithful, adversarial, or irrelevant text descriptions across three tasks (audio QA, emotion recognition, vocal sound classification). They report pervasive text bias, with Text Influence Rates exceeding 95% in several model-task conditions.

Independently, Chen et al. [2025] introduce the LISTEN benchmark measuring lexical vs. acoustic emotion cue reliance in audio-LLMs, finding that models inherit a “preference for lexical cues, treating acoustic information as secondary.” In the emotion recognition domain, Corrêa et al. [2025] demonstrate that speech language models predict semantic (text-derived) emotion labels over 80% of the time even when acoustic prosody conveys conflicting affect, a phenomenon they term *semantic anchoring*.

Our work extends this line of research in several ways (Table 1): we focus on *lexical speech content* (numbers, negations, adjectives, times) rather than environmental sounds or emotion, evaluate across 8 typologically diverse languages rather than English only, and use controlled semantic flips isolating exactly one semantic element per conflict. Critically, our cascade baseline (Section 4.1) separates modality-specific text dominance from general instruction-following limitations, a comparison absent from prior work.

2.3 Modality Bias in Multimodal Models

Text dominance under cross-modal conflict is a broader phenomenon across multimodal architectures. In vision-language models, POPE [Li et al., 2023] demonstrated that models hallucinate objects by relying on textual co-occurrence patterns rather than visual evidence. Tong et al. [2024] showed that even GPT-4V exhibits systematic visual shortcomings on basic visual patterns, and HallusionBench [Guan et al., 2024] found that “strong language priors can be a double-edged sword” as

models ignore image context in favor of text-derived expectations. Zheng et al. [2025] argue this is a general property of multimodal LLMs: non-text modalities are systematically underutilized, making models vulnerable when text priors are incorrect.

The knowledge conflicts literature provides a theoretical framework for understanding these effects. Xu et al. [2024] taxonomize conflicts between contextual evidence and parametric knowledge in LLMs, showing that models often favor parametric (text-trained) priors over presented context. Audio-text conflict maps naturally to this framework: the model must decide whether to trust the audio evidence or its text-derived prior when they disagree.

Our work brings this analysis to the audio domain with two methodological advances. First, by comparing audio-text arbitration to text-text arbitration with identical reliability cues, we isolate the modality-specific component of text dominance from general instruction-following limitations. Second, our fine-tuning ablation provides interventional evidence about *where* in the architecture text dominance resides, a causal question that purely behavioral benchmarks cannot answer.

3 Methodology

3.1 Experimental Design

We evaluate modality dominance through controlled semantic conflict. Each stimulus presents the model with:

- Audio: Natural speech from Common Voice [Ardila et al., 2020]
- Text: A modified transcript with exactly one semantic element changed
- Question: A binary forced-choice question targeting the changed element

If the model follows the audio, it answers correctly; if it follows the text, it gives the conflicting answer. We quantify this behavior using the **Text Dominance Ratio (TDR)**:

$$\text{TDR} = \frac{\text{followed_text}}{\text{followed_text} + \text{followed_audio}}$$

TDR = 0 indicates perfect audio following; TDR = 1 indicates complete text dominance; TDR = 0.5 indicates no modality preference. Trials where the model produces an invalid response (neither choice) are excluded from TDR computation.

3.2 Evaluation Conditions

Figure 1 illustrates the four evaluation conditions, each serving a distinct diagnostic purpose.

Audio-only: Models receive only the audio and question, without any transcript. This establishes whether the model can extract the relevant semantic content from speech alone. Poor audio-only performance indicates comprehension limitations that would confound conflict interpretation.

Text-only: Models receive only the transcript and question, without audio. This validates that questions are unambiguous and answerable from text, establishing a text comprehension baseline.

Aligned: Models receive both audio and a correct (matching) transcript. This establishes a multimodal ceiling; performance degradation in the conflict condition relative to aligned isolates the effect of modality disagreement.

Conflict: Our primary measure. Audio and text disagree on exactly one semantic element, and the model’s forced-choice answer reveals which modality it follows. TDR is computed exclusively from conflict trials.

3.3 Stimulus Generation

Figure 2 illustrates the stimulus generation pipeline. We source audio from Mozilla Common Voice v22.0 [Ardila et al., 2020], selecting clips of 1.5–8 seconds duration with 3–25 word transcripts and positive community ratings (≥ 2 upvotes, 0 downvotes). This filtering yields 500K+ candidates for English and 30K–280K for other languages.

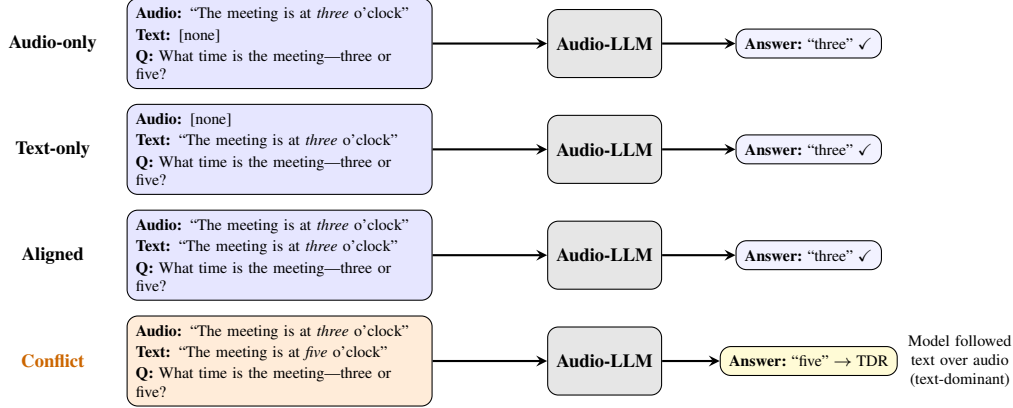


Figure 1: The four evaluation conditions. In audio-only, text-only, and aligned conditions, there is a clear correct answer. In the conflict condition (bottom, highlighted), audio and text disagree, and the model’s choice reveals its modality preference. If it answers “three” (audio), it followed audio; if “five” (text), it followed text. TDR measures how often models follow text.

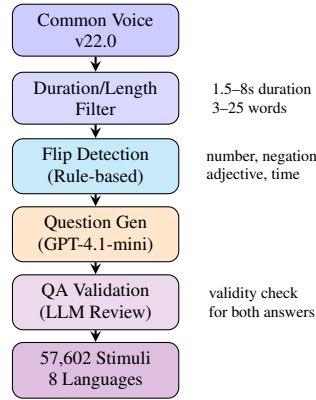


Figure 2: Stimulus generation pipeline. Natural speech from Common Voice is filtered, analyzed for flippable semantic elements, paired with LLM-generated questions, and validated.

Rule-based matchers identify transcripts containing flippable semantic elements. We developed per-language swap dictionaries covering four flip types:

- **Number swaps:** e.g., “three cats” → “five cats”
- **Negation insertion/removal:** e.g., “is open” ↔ “is not open”
- **Adjective swaps:** e.g., “big house” → “small house”
- **Time expression swaps:** e.g., “morning” → “evening”

Each dictionary contains 50–200 entries per category, adapted to the morphological patterns of each language.

For each candidate, GPT-4.1-mini generates a neutral binary question targeting the flipped element. The prompt requires that questions: (a) target exactly the modified semantic element, (b) have unambiguous answers determinable from the transcript alone, and (c) present answer choices in randomized order to prevent position bias. All stimuli undergo LLM-based quality review to ensure unambiguous question-answer mappings.

3.4 Dataset

Table 2 summarizes the final ALME dataset: 57,602 stimuli across eight languages. We selected languages to span typological diversity: script system (Latin, Arabic, Chinese, Japanese kana/kanji),

Table 2: Dataset statistics by language ($n=57,602$ total). Languages span four scripts, five families, and a range of expected LLM training data representation.

Lang	Stimuli	Script	Family
EN	7,328	Latin	Germanic
DE	7,210	Latin	Germanic
FR	7,413	Latin	Romance
IT	7,296	Latin	Romance
PT	7,237	Latin	Romance
AR	6,922	Arabic	Semitic
JA	7,041	Kana/Kanji	Japonic
ZH	7,155	Hanzi	Sinitic
Total	57,602	4 scripts, 5 families	

Table 3: Stimuli count by semantic flip type. Each flip alters exactly one element in the transcript (e.g., swapping a number or adding/removing negation), creating a controlled audio-text conflict.

Flip Type	Count
time_swap	14,557
adjective_swap	14,200
number_swap	14,139
negation_remove	8,269
negation_add	6,437
Total	57,602

language family (Germanic, Romance, Semitic, Japonic, Sinitic), and expected representation in LLM training data.

Table 3 shows the distribution across flip types. Time, adjective, and number swaps are roughly balanced ($\sim 14\text{K}$ each), while negation types are less frequent (6–8K) due to their relative scarcity in natural speech transcripts. Some language–flip-type cells fall below the 1,800-stimulus target (e.g., AR/number_swap has 1,479 stimuli, -18%) due to limited Common Voice coverage for certain flip types. Additionally, approximately 4,400 stimuli share the same (language, reference text, flip type) tuple with different audio recordings from different speakers; while these test speaker variability, the number of unique linguistic conflict scenarios is closer to $\sim 53,000$ than 57,602.

3.5 Stimulus Validation

Our forced-choice design provides built-in robustness to stimulus generation noise. Because models select between two semantically distinct choices (e.g., “three” vs. “five”), minor quality issues in question phrasing do not affect discriminative validity. The model need only match content from one modality to the closer choice. This design deliberately trades nuanced comprehension measurement for a clean binary signal of modality preference, which is exactly what TDR requires. The only stimuli that threaten measurement validity are those where both choices could plausibly match the audio content.

To characterize residual noise, native speakers reviewed 40 randomly sampled stimuli each for English, Japanese, and Portuguese. Reviewers assessed audio audibility, conflict validity, question answerability, and ambiguity on a 3-point scale, with free-text notes. We evaluate validity under the forced-choice discriminability criterion: a stimulus is valid if and only if the two answer choices map unambiguously to different modalities, such that a listener can select the correct answer from the audio alone. Under this criterion, 97.5% of English, 92.5% of Japanese, and 90% of Portuguese stimuli are valid. The small number of genuine failures involve conflicts that do not create a semantic fork (e.g., “Can you help me?” vs. “Can’t you help me?,” which are pragmatically equivalent) or flips targeting proper nouns (e.g., “New York” \rightarrow “Old York”). Reviewer flags for audio quality (reverberant, noisy, or quiet recordings, common in large crowd-sourced corpora such as Common

Voice) and answer phrasing preferences (e.g., “yes/no” preferred over verbatim phrases) do not affect forced-choice discriminability and are not counted as failures.

Beyond direct review, stimulus quality is validated indirectly by the systematic structure of our results: four independently trained models show consistent TDR gradients across flip types (Table 11) and language families (Table 10), patterns that would not emerge from noisy or malformed stimuli. We note that high control-condition accuracy (97–98% for Gemini) is *expected* given the forced-choice format and does not independently validate stimulus quality; rather, it confirms that models can perform the basic matching task when no conflict is present.

3.6 Models Evaluated

We evaluate four audio-LLMs spanning API and open-source providers:

- **GPT-4o-audio** (version 2024-12-17; text-only fallback: GPT-4o version 2024-11-20; Azure OpenAI) [OpenAI, 2024]
- **Gemini 2.0 Flash** (Google AI Studio) [Reid et al., 2024]
- **Ultravox v0.6-llama-3.1-8b** [Fixie AI, 2024]: Open-source speech-LLM combining Whisper encoder with Llama 3.1
- **Qwen2-Audio-7B-Instruct** [Chu et al., 2024]: Open-source audio-LLM with dedicated audio encoder

Throughout this paper, references to GPT-4o, Gemini, Ultravox, and Qwen2/Qwen2-Audio refer to these specific model versions unless otherwise noted.

3.7 Evaluation Protocol

For each stimulus, models receive a system prompt, audio input (WAV, 16kHz mono), and a user message containing the transcript, question, and answer choices. Figure 3 shows the complete prompt templates for both conditions, including the exact forced-choice output constraint. The system prompt specifies a structured JSON response format requiring verbatim selection from the provided choices. Each user message repeats this constraint as a suffix. The key difference between conditions is how the transcript is framed: aligned trials present it as correct, while conflict trials explicitly warn that “the transcript may be incorrect” and instruct models to “answer based on what you HEAR.”

Critically, the conflict prompt explicitly warns that “the transcript may be incorrect” and instructs models to “answer based on what you HEAR.” Despite this explicit audio-prioritization instruction, models vary widely in compliance: as we show in Section 4, TDR ranges from 16.6% (Gemini) to 63.2% (Qwen2-Audio).

We parse responses deterministically: exact string match to one of the two choices. Responses not matching either choice are coded as “other.” All sample sizes (n) reported in this paper reflect total stimuli evaluated; TDR is computed only over the subset of trials where the model selected one of the two valid choices. For multimodal models, parse failure rates are $<0.3\%$ in the conflict condition (Table 16); for the text-only cascade baseline, parse failures are higher ($\sim 3\%$; see Section 3.9).

All evaluations use temperature = 0 (or minimum available) for reproducibility. API models were evaluated via their respective APIs; open-source models (Ultravox, Qwen2-Audio) were run locally on NVIDIA RTX 3090/4090 GPUs with 8-bit quantization.

3.8 Control Conditions

The three control conditions described in Section 3.2 (audio-only, text-only, and aligned) establish baseline comprehension and validate stimulus quality.¹

¹For GPT-4o-audio, the text-only condition uses the base GPT-4o model since GPT-4o-audio requires audio input. As both share the same underlying language model, text comprehension should be equivalent.

System: You are an expert speech and language analyst. Answer the question based on the provided inputs. RESPONSE FORMAT: – Output ONLY valid JSON: {“answer”: “<choice>”, “confidence”: 0.0–1.0, “rationale”: “brief”} – Your “answer” MUST be EXACTLY one of the provided choices, copied verbatim. – Use the SAME language and script as the choices. – Do NOT translate, paraphrase, or reformat the choice.	
Aligned condition: Audio: [attached] Transcript: “<transcript>” QUESTION: <question> CHOICES: [A, B] Your answer MUST be exactly one of the CHOICES above, copied verbatim (same language and script). Output JSON only: {“answer”: “<exact choice>”, “confidence”: 0.0–1.0, “rationale”: “brief”}	Conflict condition: Audio: [attached] Transcript (may contain errors): “<transcript>” IMPORTANT: The transcript may be incorrect. Answer based on what you HEAR in the audio. QUESTION: <question> CHOICES: [A, B] Your answer MUST be exactly one of the CHOICES above, copied verbatim (same language and script). Output JSON only: {“answer”: “<exact choice>”, “confidence”: 0.0–1.0, “rationale”: “brief”}

Figure 3: Prompt templates for aligned and conflict conditions. **Gray** : shared elements. **Cyan** : aligned-only framing. **Orange** : conflict-only (transcript flagged as potentially incorrect, with explicit instruction to follow audio). **Green** : forced-choice output constraint, identical across all conditions. The system prompt (top) and per-message suffix (bottom of each condition) jointly enforce verbatim selection from the provided choices.

3.9 Cascade Baseline

To establish whether text dominance is specific to multimodal processing, we construct a cascade baseline: Whisper large-v3 [Radford et al., 2023] transcribes the audio, then Gemini 2.0 Flash (text-only mode) answers the question. This isolates text-text arbitration from audio-text arbitration.

We evaluate three cascade conditions:

- **Cascade-A:** LLM receives only the ASR transcript (no conflict), establishing baseline accuracy
- **Cascade-B:** LLM receives both the ASR transcript and a conflicting transcript, filtered to stimuli where Whisper correctly transcribed the key semantic element
- **Cascade-C:** LLM receives both the reference (ground-truth) transcript and a conflicting transcript, providing the cleanest comparison (no ASR noise)

Table 4 shows Whisper’s key element accuracy by language. European languages achieve 91–98% accuracy, while CJK/Arabic range from 85–92%. Overall, Whisper correctly transcribes the key semantic element in 93.3% of stimuli, yielding 53,747 stimuli for Cascade-B.

The cascade prompt parallels our multimodal conflict prompt: two transcripts are presented with explicit reliability cues (one labeled “verified accurate,” one labeled “may contain errors”), with transcript order randomized.² If the text-only LLM shows similar TDR to multimodal models,

²The cascade baseline differs from the multimodal experiment in two respects: it omits the system prompt (which reinforces JSON formatting and verbatim copying) and uses a shorter maximum output length (50 vs. 150 tokens). As with the multimodal experiment, transcript order is randomized: in half the trials the reliable transcript appears first (“Transcript 1 is more reliable. If they disagree, trust Transcript 1.”) and in half it appears second. The cascade framing is arguably *stronger* than the multimodal framing (“answer based on what you HEAR”), making the comparison conservative.

Table 4: Whisper large-v3 key element accuracy by language. n shows stimuli where the key semantic element was correctly transcribed; these form the Cascade-B evaluation set (Table 6).

Lang	Accuracy	n (correct)
EN	96.1%	7,044
DE	97.7%	7,046
FR	91.3%	6,766
IT	97.9%	7,144
PT	97.5%	7,059
AR	89.2%	6,177
JA	91.5%	6,446
ZH	84.8%	6,065
All	93.3%	53,747

<p>Baseline (control):</p> <p>Transcript (may contain errors): “$i\text{text}_i$”</p> <p>IMPORTANT: The transcript may be incorrect. Answer based on what you HEAR in the audio.</p>
<p>Adversarial:</p> <p>Transcript (DELIBERATELY CORRUPTED): “$i\text{text}_i$”</p> <p>WARNING: The transcript has been intentionally altered. Identify what was ACTUALLY said, ignoring the corrupted text.</p>
<p>Audio-first:</p> <p>Transcript (may contain errors): “$i\text{text}_i$”</p> <p>INSTRUCTIONS: 1. Transcribe EXACTLY what you hear. 2. Answer based ONLY on your transcription.</p>
<p>Explicit-ignore:</p> <p>Transcript (UNRELIABLE - IGNORE): “$i\text{text}_i$”</p> <p>CRITICAL: COMPLETELY IGNORE the transcript. Answer based ONLY on the audio signal.</p>

Figure 4: Prompt intervention variants for testing whether text dominance can be reduced through instruction design alone. All use the same audio and conflict text; only the framing of the conflict transcript differs.

text dominance may be a general instruction-following failure; if cascade TDR is much lower, text dominance is multimodal-specific.

3.10 Prompt Intervention Experiment

We test whether prompt modifications can mitigate text dominance. Using Gemini 2.0 Flash on 14,369 stimuli (English and Japanese), we compare four prompt variants (Figure 4):

- **Baseline:** “transcript may contain errors”
- **Adversarial:** “transcript has been deliberately corrupted”
- **Audio-first:** Requires explicit transcription before answering
- **Explicit-ignore:** “COMPLETELY IGNORE the transcript”

3.11 TTS Resynthesis

To probe whether audio generation method affects modality arbitration, we resynthesized all 57,602 stimuli using Azure Neural TTS [Microsoft, 2024]. TTS serves as a diagnostic perturbation: syn-

Table 5: Gemini 2.0 Flash performance across evaluation conditions. Conflict TDR measures how often the model follows text despite instructions to follow audio.

Condition	Accuracy/TDR	Description
Audio-only	97.2%	Audio + question (no text)
Text-only	98.2%	Text + question (no audio)
Aligned	97.8%	Audio + matching text + question
Conflict	16.6% TDR	Audio + conflicting text + question

thetic speech removes speaker-specific variation, accent diversity, and natural disfluencies, while preserving lexical content. For each language, we selected six neural voices with balanced gender distribution (3 male, 3 female for most languages).

3.12 Statistical Analysis

We report Wilson score 95% confidence intervals [Wilson, 1927] for all proportions. Because multiple trials may come from the same speaker (20,444 unique speakers across 57,602 trials), we also compute speaker-clustered bootstrap CIs [Cameron et al., 2008]: resampling speakers with replacement and deriving CIs from 1,000 iterations. Bootstrap CIs are 1.4–2.9 \times wider than naive Wilson CIs, confirming some speaker-level clustering, but all primary findings remain robust.

With $n = 57,602$, statistical significance is expected for any real difference; we therefore report Cohen’s h [Cohen, 1988] to quantify effect magnitude. By convention, $|h| = 0.2$ is small, 0.5 medium, and 0.8 large; the Gemini–Qwen2 TDR gap (16.6% vs. 63.2%) yields $h = 1.01$, a very large effect. For pairwise language comparisons (28 tests), we apply Bonferroni correction ($\alpha_{\text{adj}} = 0.0018$); all reported differences survive this correction.

4 Results

4.1 The 10 \times Arbitration Gap

Our central finding is that audio-text arbitration is fundamentally harder than text-text arbitration, even when explicit reliability cues are provided. We establish this by first measuring Gemini’s performance across all four evaluation conditions, then comparing multimodal arbitration to a text-only cascade baseline.

4.1.1 Gemini Performance Across Conditions

Table 5 shows Gemini 2.0 Flash accuracy across the four evaluation conditions. In the control conditions (audio-only, text-only, aligned), Gemini achieves 97–98% accuracy, confirming strong comprehension of both modalities. However, in the conflict condition, where audio and text disagree and the prompt explicitly instructs the model to “answer based on what you HEAR,” Gemini exhibits a TDR of 16.6%, following the conflicting text in roughly 1 of 6 trials despite explicit instructions to follow audio.

4.1.2 Cascade Baseline: Text-Text Arbitration

To determine whether 16.6% TDR reflects a general instruction-following limitation or something specific to audio-text processing, we construct a cascade baseline. Instead of presenting audio directly, we use Whisper to transcribe the audio, then present Gemini (text-only mode) with two text sources: the ASR transcript (labeled “verified accurate”) and the conflicting transcript (labeled “may contain errors”). This isolates text-text arbitration from audio-text arbitration.

Table 6 shows the results. In Cascade-B (ASR transcript vs. conflict text), Gemini achieves TDR of only 1.6%, correctly following the “reliable” transcript 98.4% of the time. In Cascade-C (reference transcript vs. conflict text), TDR drops to just 1.0%.

This reveals the 10 \times arbitration gap: multimodal Gemini’s 16.6% TDR is roughly 10 times higher than text-only Gemini’s 1.6% TDR (Cohen’s $h = 0.58$, medium effect). When one source is audio

Table 6: Cascade baseline TDR. Whisper ASR \rightarrow Gemini 2.0 Flash (text-only mode). Cascade-A uses all 57,602 stimuli to measure end-to-end pipeline accuracy. Cascade-B uses the 53,747 stimuli where Whisper correctly transcribed the key semantic element (Table 4). TDR is computed over valid responses; 2.7–2.8% of responses were unparseable and excluded from TDR calculation.

Condition	LLM Input	n	TDR	95% CI
Cascade-A	ASR transcript only	57,602	—	—
Cascade-B	ASR transcript + conflict	53,747	1.6%	[1.5, 1.7]
Cascade-C	Reference + conflict	57,602	1.0%	[0.9, 1.1]

Table 7: Audio-only accuracy (model receives audio directly) vs. Cascade-A accuracy (model receives ASR transcript). Audio embeddings preserve more information than ASR, especially for non-Latin scripts.

Lang	Audio-only	Cascade-A	Δ
EN	97.7%	96.7%	+1.0%
DE	98.2%	97.8%	+0.4%
FR	96.5%	95.8%	+0.6%
IT	98.8%	98.4%	+0.4%
PT	98.0%	97.7%	+0.3%
AR	95.7%	83.0%	+12.7%
JA	96.2%	88.2%	+8.0%
ZH	96.2%	92.6%	+3.6%
All	97.2%	93.9%	+3.3%

rather than text, the model follows the conflicting text 16.6% of the time despite identical reliability instructions. Text dominance is specific to multimodal processing, not a general LLM instruction-following failure.

The cascade baseline shows minimal position effect (0.2–0.3% between reliable-first vs. reliable-second), confirming that explicit reliability instructions work well in text-text arbitration.

4.1.3 Audio Has More Information Than ASR

The $10\times$ gap cannot be explained by audio being lower quality than text. In fact, audio embeddings preserve *more* information than ASR transcripts. When Gemini receives audio directly (audio-only condition), it achieves 97.2% accuracy. When the cascade pipeline presents Gemini with Whisper’s ASR transcript instead (Cascade-A), accuracy drops to 93.9%, a 3.3% gap.

Table 7 shows this gap varies dramatically by language. European languages show modest gains with direct audio (+0.3–1.0%), while Arabic (+12.7%) and Japanese (+8.0%) show large gains.

This pattern likely reflects ASR training bias toward Latin-script languages and the inherent lossiness of transcription for non-Latin scripts: Arabic omits short vowels in writing, Japanese has homophones with different kanji, and Chinese tones are not represented in text. Audio embeddings bypass this transcription bottleneck.

This finding strengthens our core result: the multimodal model has access to *richer* audio information than the cascade pipeline, yet still exhibits $10\times$ higher text dominance under conflict. For Arabic and Japanese, audio-only accuracy is excellent (95.7%, 96.2%), yet multimodal TDR remains elevated (19.9%, 30.2%). The model understands the audio perfectly when there is no conflicting text, but it does not trust it when text disagrees.

4.2 Four-Model Comparison

Having established the $10\times$ arbitration gap for Gemini (16.6% multimodal TDR vs. 1.6% cascade TDR), we now examine how TDR varies across all four models and languages.

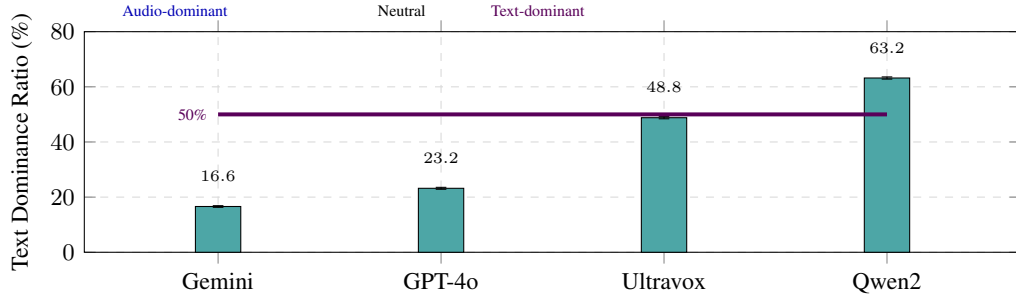


Figure 5: Text Dominance Ratio across four audio-LLMs ($n=57,602$). TDR ranges from 16.6% (Gemini) to 63.2% (Qwen2-Audio). Horizontal line indicates no modality preference (TDR=50%).

Table 8: Overall TDR with 95% speaker-clustered bootstrap CIs and control condition accuracies ($n=57,602$ trials from 20,444 speakers). TDR values shown are bootstrap CI midpoints, which may differ by up to 0.5pp from pooled TDR values reported in the running text (e.g., Gemini 16.5% here vs. 16.6% pooled, Qwen2 62.7% here vs. 63.2% pooled). Language-stratified averages (Table 10) differ slightly due to unequal per-language sample sizes.

Model	TDR (%)	95% CI	Audio-only (%)	Text-only (%)	Aligned (%)
Gemini 2.0 Flash	16.5	[15.7, 17.5]	97.2	98.2	97.8
GPT-4o-audio	23.1	[22.3, 24.0]	92.7	98.1	98.6
Ultravox	48.7	[48.2, 49.3]	82.2	83.1	86.8
Qwen2-Audio	62.7	[62.0, 63.4]	77.9	77.2	80.5

Since our conflict prompts explicitly instruct models to “answer based on what you HEAR,” the ideal response would be TDR = 0%, always following the audio. TDR = 50% would indicate no systematic preference between modalities. Figure 5 and Table 8 show that all four models deviate substantially from this ideal, spanning a wide behavioral spectrum.

Gemini and GPT-4o strongly follow audio even when text contradicts it. Ultravox shows no systematic preference, treating both modalities roughly equally. Qwen2-Audio exhibits substantial text dominance, following the conflicting transcript in nearly two-thirds of trials. Notably, audio-only accuracy correlates inversely with TDR: models that understand audio better also trust it more under conflict.

The 47% spread between Gemini (16.6%) and Qwen2-Audio (63.2%) represents a qualitative behavioral difference: one model follows audio roughly 5 out of 6 times, while the other follows text nearly 2 out of 3 times. As established in Section 4.1, Gemini’s 16.6% TDR is $\sim 10\times$ higher than its 1.6% cascade TDR, indicating that text dominance is specific to multimodal processing rather than a general instruction-following failure.

4.3 Position Bias Analysis

Despite balanced stimulus design (50% correct answers at each position), models exhibit varying degrees of position preference (Table 9). GPT-4o and Gemini show negligible bias ($\sim 1\%$), Ultravox mild bias (2.5%), but Qwen2-Audio exhibits severe recency bias (27.6%).

Qwen2-Audio’s recency bias causes it to prefer the second option regardless of correctness: when the correct answer is at position 0, accuracy is only 63.6%; when correct is at position 1, accuracy jumps to 91.2%. This is not an artifact of our stimuli (which are perfectly balanced) but an intrinsic model behavior. While position biases in LLMs have been documented for long-context retrieval tasks [Liu et al., 2024], their appearance here, in prompts under 100 tokens with only two answer choices, suggests the bias may be more fundamental than context-length effects alone.

To verify that Qwen2-Audio’s position bias does not inflate TDR, we computed position-stratified TDR. Text-correct answers are balanced across positions (49.7%/50.3%), and our conflict stimuli randomize which answer (audio-following vs. text-following) appears at which position. While TDR differs substantially by position (45.5% when text at position 0 vs 79.6% at position 1), the

Table 9: Position bias in forced-choice answer selection. Stimuli are balanced 50/50 across positions; deviations indicate the model preferentially selects answers at one position regardless of content. Qwen2-Audio’s severe recency bias (27.6%) may inflate its TDR.

Model	Pos 0	Pos 1	Gap	Severity
GPT-4o	49.5%	50.5%	1.0%	Negligible
Gemini 2.0	48.2%	51.8%	1.2%	Negligible
Ultravox	51.6%	48.4%	2.5%	Mild
Qwen2-Audio	36.4%	63.6%	27.6%	Severe

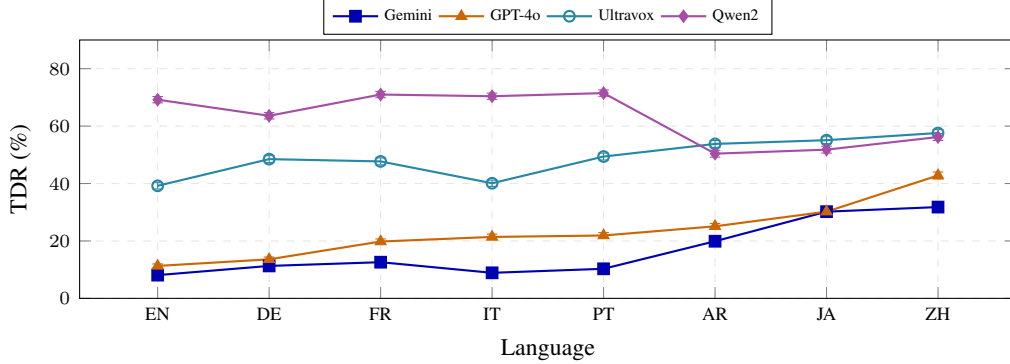


Figure 6: Cross-linguistic TDR variation ($n \approx 7,200/\text{language}$). Three models show higher TDR for CJK/Arabic than European languages; Qwen2-Audio shows the reverse pattern.

position-corrected TDR (62.6%) matches the overall TDR (62.7%), confirming that position bias does not systematically bias our TDR conclusions.

Researchers using Qwen2-Audio for other forced-choice or multiple-choice evaluations should be aware of this substantial position bias, which may inflate or deflate accuracy depending on how correct answers are distributed across positions. Any benchmark that does not explicitly balance correct answers across positions, or that reports position-uncorrected results, risks confounding model capability with position preference when evaluating Qwen2-Audio.

4.4 Cross-Linguistic Variation

Figure 6 and Table 10 show TDR by language. Three of four models (Gemini, GPT-4o, Ultravox) show higher TDR for CJK/Arabic than European languages; Qwen2-Audio shows the opposite pattern.

For Gemini and GPT-4o, Chinese shows 3–4 \times higher TDR than English (Gemini: 8.1% vs. 31.8%; GPT-4o: 11.3% vs. 42.8%). The cross-linguistic variation is highly significant (χ^2 test, all models $p < 0.001$). These are not subtle differences: a model that follows audio 92% of the time for English but only 68% for Chinese exhibits qualitatively different behavior across language groups.

Qwen2-Audio shows a reversed pattern: CJK/Arabic languages have *lower* TDR (50–56%) than European languages (64–71%). This reversal ($\chi^2 = 847$, $p < 0.001$) may reflect differences in training data composition, though without access to training details we cannot confirm this.

4.5 TDR by Flip Type

Table 11 shows TDR varies systematically with semantic flip type. This variation is highly significant (χ^2 test for TDR \times flip type, all models $p < 0.001$).

Negation addition shows highest TDR across all models (Gemini 29.2%, GPT-4o 37.0%, Ultravox 59.5%, Qwen2-Audio 69.4%). Adding “not” to an affirmative statement changes sentence polarity without adding salient acoustic features. The *absence* of a negation marker in audio may be harder to detect than its presence.

Table 10: TDR (%) by language across all four models. CJK/Arabic languages show 2–4× higher TDR than European languages for most models; Qwen2-Audio reverses this pattern. All χ^2 tests (df=7): $p < 0.001$.

Lang	Gemini	GPT-4o	Ultravox	Qwen2
EN	8.1	11.3	39.2	69.2
DE	11.3	13.6	48.5	63.6
FR	12.6	19.8	47.7	71.0
IT	8.9	21.4	40.1	70.4
PT	10.3	21.9	49.4	71.5
AR	19.9	25.1	53.8	50.4
JA	30.2	30.2	55.1	51.8
ZH	31.8	42.8	57.6	56.2
Overall	16.6	23.2	48.8	63.2
χ^2	2847	2193	621	847

Table 11: TDR (%) by semantic flip type. Negation addition consistently produces the highest TDR across all models, suggesting that inserting negation into text is harder for models to detect as a conflict. All χ^2 tests (df=4): $p < 0.001$.

Flip Type	Gemini	GPT	Ultravox	Qwen2
adjective	11.6	17.2	49.1	66.7
number	14.4	25.3	47.0	63.3
time	17.7	23.0	49.0	63.5
neg_remove	17.0	19.5	43.0	51.6
neg_add	29.2	37.0	59.5	69.4
χ^2	892	634	287	394

Negation removal shows lowest TDR for three of four models: when a negation marker is *present* in audio but *absent* in text, the audio provides clear evidence of the conflict. Lexical swaps (numbers, adjectives, times) fall between the negation extremes.

4.6 TTS Effect: Natural vs. Synthetic Speech

Tables 12 and 13 show how TDR changes when natural speech is replaced with TTS. A clear divide emerges between model families.

API models: GPT-4o shows decreased TDR with TTS (−4.2%), with the largest improvements for languages with highest natural-audio TDR: Arabic (−10.7%), Chinese (−7.1%), Japanese (−6.1%). Gemini shows no overall effect (+0.2%), suggesting robustness to audio generation method.

Open-source models: Ultravox (+3.5%) and Qwen2-Audio (+2.2%) both shift toward text when audio is synthetic, with the largest effects for European languages (Qwen2-Audio English +7.8%, Ultravox Italian +8.0%). This could reflect a domain shift: if these models were trained primarily on natural speech without TTS augmentation, synthetic audio may fall outside their training distribution.

4.7 Prompt Intervention Effect

Tables 14 and 15 show that prompt framing significantly affects TDR, but the direction depends on the intervention type.

Adversarial framing (“deliberately corrupted”) reduces TDR from 19% to 3.8%, an 80% relative reduction (Cohen’s $h = 0.51$, medium effect), without any model modification. Explicit-ignore (“COMPLETELY IGNORE”) also helps (7.9%), but less effectively ($h = 0.33$).

Table 12: Effect of replacing natural speech with TTS-synthesized audio on TDR ($n=57,602$). TTS removes speaker-specific variation and accent diversity while preserving lexical content, testing whether text dominance depends on acoustic properties of the speech signal. †: $p < 0.001$; n.s.: not significant.

Model	Nat.	TTS	Δ	z	Sig.
Gemini 2.0	16.6	16.8	0.2	0.9	n.s.
GPT-4o	23.2	19.0	-4.2	-15.8	†
Ultravox	48.8	52.3	3.5	11.9	†
Qwen2-Audio	63.2	65.4	2.2	7.5	†

Table 13: Per-language TDR (%) for natural vs. TTS audio. Each cell shows Natural/TTS (Δ). Open-source models (Ultravox, Qwen2-Audio) show uniformly higher TDR with TTS; API models show mixed or reduced effects.

Lang	Gemini	GPT-4o	Ultravox	Qwen2-Audio
EN	8.1/6.7 (-1.4)	11.3/7.4 (-4.0)	39.2/43.1 (+3.8)	69.2/77.1 (+7.8)
DE	11.3/11.2 (-0.1)	13.6/14.0 (+0.4)	48.5/53.3 (+4.8)	63.6/68.1 (+4.6)
FR	12.6/14.8 (+2.2)	19.8/17.2 (-2.6)	47.7/54.0 (+6.3)	71.0/73.3 (+2.3)
IT	8.9/9.5 (+0.6)	21.4/19.3 (-2.1)	40.1/48.1 (+8.0)	70.4/73.6 (+3.3)
PT	10.3/13.0 (+2.7)	21.9/20.0 (-1.9)	49.4/53.0 (+3.6)	71.5/73.0 (+1.5)
AR	19.9/19.4 (-0.5)	25.1/14.5 (-10.7)	53.8/54.6 (+0.8)	50.4/50.4 (+0.0)
JA	30.2/28.3 (-1.9)	30.2/24.1 (-6.1)	55.1/55.6 (+0.5)	51.8/52.2 (+0.3)
ZH	31.8/32.4 (+0.6)	42.8/35.7 (-7.1)	57.6/57.0 (-0.6)	56.2/54.0 (-2.2)
Overall	16.6/16.8 (+0.2)	23.2/19.0 (-4.2)	48.8/52.3 (+3.5)	63.2/65.4 (+2.2)

Surprisingly, audio-first (requiring explicit transcription before answering) *increases* TDR to 33%. Forcing transcription appears to prime the model to attend to text content, reinforcing rather than bypassing text dominance.

The intervention effects generalize across languages: adversarial framing reduces Japanese TDR from 30.2% to 5.7% (-24.5%), substantially closing the cross-linguistic gap with English (5.7% vs. 2.0%). All differences vs. baseline are statistically significant ($\chi^2 > 700$, $p < 0.001$).

4.8 Error Analysis

Table 16 shows error rates by model. Most models achieve >99% valid response rates; Qwen2-Audio shows slightly higher parse failures (1.0%), primarily in Arabic and Japanese where response formatting was inconsistent.

Refusals are rare (<0.2%) across all models, indicating our stimuli are not perceived as adversarial or unanswerable. The low error rates support treating TDR as a reliable measure of modality preference.

4.9 Fine-Tuning Ablation: Where Does Text Dominance Live?

The preceding experiments characterize text dominance behaviorally. We now ask whether it can be mitigated through targeted fine-tuning, and whether the locus of text dominance is in the audio adapter or the language model.

We fine-tuned Ultravox under two conditions: (1) **adapter-only**, updating only the multi-modal projection layer that maps audio embeddings into the LLM’s input space, with the LLM and audio encoder frozen; and (2) **LLM LoRA**, applying low-rank adaptation [Hu et al., 2022] to the language model’s attention projections (rank 16, $\alpha=32$) while freezing the adapter and audio encoder. Both were trained on conflict stimuli from two flip types (number swaps and adjective swaps) with a 50/50 mix of conflict and aligned examples. We evaluate on *held-out* flip types (negation addition, negation removal, and time swaps; $n=29,263$) to test whether any learned behavior generalizes beyond the training distribution.

Table 14: Prompt intervention TDR (%) by language (Gemini, EN+JA subset, $n=14,369$). Adversarial framing reduces TDR by 6–25 percentage points without any model modification, substantially closing the cross-linguistic gap.

Variant	EN	JA	EN Δ	JA Δ	h
baseline	8.1	30.2	—	—	—
adversarial	2.0	5.7	−6.1	−24.5	−0.51
explicit-ignore	3.8	12.3	−4.3	−17.9	−0.33
audio-first	19.2	47.4	+11.1	+17.2	+0.32

Table 15: Prompt intervention TDR (%) by flip type (Gemini, EN+JA). Adversarial framing consistently reduces TDR across all flip types; audio-first (requiring explicit transcription before answering) increases TDR, suggesting that priming text attention reinforces text dominance.

Flip Type	base	adv	expl	aud-1st
adjective	13.1	2.8	5.8	25.7
number	18.2	3.2	7.1	39.2
time	22.5	3.6	8.2	36.0
neg_add	22.3	3.2	7.0	31.2
neg_remove	21.5	8.9	15.2	31.0

4.9.1 Results

Table 17 shows that the two interventions produce opposite effects. LLM LoRA nearly halves text dominance ($49.4\% \rightarrow 25.5\%$, $\Delta = -23.9$), while adapter-only fine-tuning sharply *increases* it ($49.4\% \rightarrow 75.9\%$, $\Delta = +26.5$). Both effects generalize to unseen flip types (Table 18), indicating that each intervention modifies a general modality arbitration strategy rather than memorizing specific conflict patterns.

The adapter-only result is counterintuitive. Training the projection layer on conflict stimuli, where ground truth favors audio, made the model *more* text-dominant. One interpretation is that the adapter learns to produce audio embeddings that diverge from the representations the frozen LLM was trained to process, causing the LLM to treat these unfamiliar embeddings as less reliable and default more strongly to text. While we cannot rule out alternative explanations (e.g., training instability or overfitting to the conflict distribution), the direction of the effect, *away* from the training objective, is consistent with our information-vs-accessibility framework (Section 5.1): text dominance is not caused by poor audio encoding but by how the LLM weighs competing modality signals during reasoning.

LLM LoRA, by contrast, modifies the arbitration process directly. The language model learns to upweight audio-derived content when conflict is detected. The generalization to unseen flip types suggests that LoRA acquires a general audio-attending strategy rather than flip-type-specific heuristics.

4.9.2 Comprehension–Arbitration Trade-off

While adapter-only and LLM LoRA fine-tuning produce opposite effects on TDR, they share an unexpected side effect: both substantially degrade audio-only comprehension. Baseline Ultravox achieves 80.1% accuracy when receiving audio without any accompanying text. After fine-tuning, regardless of whether the adapter or LLM was modified, audio-only accuracy drops to 54–56%, a ~ 25 percentage point decline. Aligned accuracy, by contrast, is preserved (85–86%), indicating that the models can still answer correctly when audio and text agree.

This pattern suggests a comprehension–arbitration trade-off: training on conflict stimuli teaches the model *when to trust audio over text* but partially disrupts *how to extract content from audio alone* on unseen flip types. The trade-off may arise because conflict training encourages the model to attend to audio primarily *relative* to text, rather than building robust standalone audio representations. This tension warrants further investigation, particularly whether it can be mitigated through larger or more diverse training sets.

Table 16: Response parse validity in the conflict condition. “Valid” means the model selected one of the two offered choices; TDR is computed only over valid trials. Low error rates ($>98.9\%$ valid) confirm the forced-choice design elicits usable responses.

Model	Valid	Parse Fail	Refusal
Gemini 2.0	99.8%	0.1%	0.1%
GPT-4o	99.7%	0.2%	0.1%
Ultravox	99.7%	0.3%	0.0%
Qwen2-Audio	98.9%	1.0%	0.1%

Table 17: Ultravox fine-tuning ablation results on held-out flip types ($n=29,263$; subset of ALME excluding training flip types). TDR measures text dominance under conflict; Audio-only and Aligned columns report accuracy on the corresponding control conditions. Adapter-only fine-tuning increases text dominance; LLM LoRA reduces it.

Condition	TDR (%)	Audio-only Acc (%)	Aligned Acc (%)
Baseline Ultravox	49.4	80.1	85.3
Adapter-only FT	75.9 (+26.5)	53.8 (−26.3)	84.5 (−0.8)
LLM LoRA FT	25.5 (−23.9)	56.3 (−23.8)	86.2 (+0.9)

4.9.3 Cross-Linguistic Pattern

Table 19 shows that LLM LoRA produces dramatically uneven improvement across language families. European languages approach Gemini-level performance (EN: $37\% \rightarrow 7.6\%$, DE: $49\% \rightarrow 10.0\%$, IT: $44\% \rightarrow 9.1\%$), while Arabic, Japanese, and Chinese remain at 49–54% TDR, barely improved from baseline. This mirrors the cross-linguistic gradient observed in Section 4 and suggests that LoRA’s audio-attending strategy is more effective for languages where the LLM’s text representations are better aligned with audio content, precisely the Latin-script languages where Whisper accuracy is highest (Table 4).

5 Discussion

5.1 Information vs. Accessibility: A Framework for Understanding Text Dominance

Our experiments reveal a key distinction between two properties of modality representations: *information content* (how much task-relevant signal a representation preserves) and *arbitration accessibility* (how easily the model can reason about and compare representations when they conflict).

Audio has more information than text transcription. Multimodal Gemini achieves 97.2% accuracy on audio-only trials, while the cascade pipeline (Whisper large-v3 ASR \rightarrow text-only Gemini) achieves only 93.9%, a 3.3% gap. This gap is largest for Arabic (+12.7%) and Japanese (+8.0%), where ASR quality is lower. Audio embeddings thus preserve more task-relevant information than ASR transcripts, at least as measured through the best available open-source ASR system. A hypothetical perfect transcriber would close this gap, but the comparison illustrates that audio encoding is not the bottleneck.

But text is more accessible for arbitration. When Gemini arbitrates between two text sources with explicit reliability cues, TDR is only 1.6%. When arbitrating between audio and text with identical cues, TDR rises to 16.6%, a $10\times$ difference (Cohen’s $h = 0.58$). The model can easily apply reliability logic to text-text comparisons but struggles with audio-text comparisons, despite audio containing more information.

The audio-first backfire confirms this distinction. Forcing transcription before answering *increases* TDR from 19% to 33% on the EN+JA prompt intervention subset. If audio representations were equally accessible, explicit transcription should help by making the audio content “legible.” Instead, it hurts, because converting audio to text sacrifices the information advantage (as the cascade accuracy gap shows) while gaining nothing in arbitration accessibility (the model was already going to reason in text space).

Table 18: Ultravox fine-tuning ablation TDR (%) by held-out flip type ($n=29,263$; subset of ALME excluding training flip types). Baseline values differ from Table 11 because only held-out flip types are included. Both interventions generalize to unseen flip types, indicating a general modality arbitration shift rather than memorization of specific conflict patterns.

Flip Type	Baseline	Adapter	LoRA
negation_add	59.3	80.8	32.4
time_swap	48.5	75.9	21.7
negation_remove	43.2	71.8	26.7

Table 19: Ultravox fine-tuning ablation TDR (%) by language (held-out flip types only; $n=29,263$). Baseline values differ from Table 10 because only held-out flip types are included. LLM LoRA dramatically reduces TDR for European languages (7–14%) but barely improves CJK/Arabic (49–54%), mirroring the cross-linguistic gradient in the main experiment.

Lang	Baseline	Adapter	LoRA
EN	37.4	77.7	7.6
DE	48.5	84.9	10.0
FR	50.1	84.5	12.1
IT	44.1	85.8	9.1
PT	48.0	82.2	13.9
AR	57.3	68.5	54.2
JA	52.8	53.3	48.5
ZH	56.9	69.4	49.8

The fine-tuning ablation provides interventional evidence. While the above findings are observational, the ablation experiment (Section 4.9) intervenes on specific components. Training only the audio projection layer, which mediates *information content*, *increases* text dominance by 26.5%. Training the LLM via LoRA, which mediates *arbitration accessibility*, reduces it by 23.9%. These are not single-parameter manipulations, so we cannot isolate a precise causal mechanism, but the opposing directions are consistent with the framework: the adapter controls information encoding, while the LLM controls whether that information is accessible for reasoning. Training the wrong component backfires.

These findings suggest that text dominance reflects neither a lack of audio information nor a simple failure to follow instructions, but rather an asymmetry in how accessibly different modalities are represented for explicit reasoning. Audio embeddings may preserve rich acoustic detail that supports accurate comprehension, but this information may be less amenable to the symbolic comparison operations that arbitration requires. This parallels observations in vision-language models, where the POPE framework [Li et al., 2023] revealed that models hallucinate objects based on textual co-occurrence patterns rather than visual evidence. However, the specificity of our effect to audio-text (vs. text-text) arbitration suggests something beyond prior strength: models correctly follow the reliable text source 98%+ of the time in text-text comparisons, indicating the asymmetry lies in cross-modal representational accessibility rather than prior bias alone.

5.2 Modality Arbitration Behavior

The 47% TDR spread across models demonstrates that modality arbitration is not a fixed property of audio-LLMs but varies substantially across systems. These behavioral differences likely reflect underlying differences in model architecture, training data composition, and training methodology, though we cannot determine specific causes from behavioral observation alone.

Ultravox’s ~50% TDR indicates roughly equal weighting of audio and text evidence under conflict. This behavior is consistent with its documented training approach, which aligns speech embeddings with the LLM’s text embedding space [Fixie AI, 2024]. The cross-linguistic variation (39–58%) likely reflects per-language alignment quality.

Qwen2-Audio’s 63.2% TDR combined with lower audio-only accuracy (77.9% vs. 93–97% for API models) indicates a behavioral pattern where text input is treated as more reliable than audio. No-

tably, this text-dominant behavior persists *despite* our conflict prompt explicitly instructing models to “answer based on what you HEAR in the audio,” suggesting the behavior reflects deep-seated processing patterns rather than instruction-following. The reversed cross-linguistic gradient (higher TDR for European languages than CJK) suggests relatively stronger audio processing for CJK languages, possibly reflecting training data composition.

The strong audio-following behavior of Gemini (16.6%) and GPT-4o (23.2%) indicates these models treat audio as the more reliable source when both modalities provide semantic content. The 6.6% gap between them may reflect differences in training data or architecture. We also observed an unexpected qualitative pattern: in some text-following responses, models did not simply ignore the audio but claimed to have heard something different from what was spoken (e.g., reporting “I heard five o’clock clearly” when the audio said “three o’clock”). This suggests text dominance may involve the text influencing what the model “hears” rather than merely overriding it, a phenomenon worth systematic quantification in future work.

5.3 TTS Effect: Behavioral Divergence

TTS resynthesis reveals a behavioral divergence between model families. We interpret TTS as a diagnostic perturbation that modifies multiple acoustic properties simultaneously (signal clarity, pronunciation consistency, prosodic regularity).

GPT-4o becomes more audio-following with TTS (−4.2%), with the largest improvements for Arabic (−10.7%) and CJK languages. Gemini shows no overall TTS effect (+0.2%), suggesting robustness to audio generation method. Differential exposure to synthetic speech during training could explain this pattern.

Open-source models show the opposite pattern: Ultravox (+3.5%) and Qwen2-Audio (+2.2%) both shift toward text when audio is synthetic, with the largest effects for European languages (Qwen2-Audio English +7.8%, Ultravox Italian +8.0%). This could reflect a domain shift: if these models were trained primarily on natural speech without TTS augmentation, synthetic audio may fall outside their training distribution, reducing their confidence in audio content.

5.4 Cross-Linguistic Variation

A central finding is that modality arbitration behavior varies systematically across languages and scripts, and that these patterns are model-specific. For three of four models (Gemini, GPT-4o, Ultravox), we observe higher TDR for Arabic, Japanese, and Chinese compared to European languages. Qwen2-Audio shows the reversed pattern, with lower TDR for CJK/Arabic than European languages.

This variation likely reflects multiple interacting factors: differences in training data quantity and quality across languages, language-specific phonological and prosodic complexity, and model architecture choices. We cannot isolate individual causes from behavioral observation, but the model-specific patterns (particularly Qwen2-Audio’s reversal) suggest that training data composition plays a significant role alongside intrinsic language properties.

Notably, the European vs. CJK/Arabic gap in Whisper key element accuracy (87–93% vs. 75–79%; Table 4) directly parallels the multimodal TDR gap for Gemini and GPT-4o. This suggests that part of the cross-linguistic TDR variation may reflect audio signal quality rather than modality arbitration *per se*; models may rationally upweight text when audio content is harder to extract. However, the cascade baseline shows that even with perfect transcripts (Cascade-C), the text-only LLM achieves only 1% TDR, while multimodal Gemini shows 16.6% TDR with the same stimuli. Audio encoding quality may contribute to cross-linguistic variation, but cannot fully explain the multimodal text dominance effect.

From a reliability perspective, these disparities have practical implications. If models are more likely to override spoken input for certain languages, speakers of those languages may experience reduced robustness in speech-based interactions. While our study does not measure demographic bias or population-level fairness, the observed cross-linguistic variation highlights an axis along which speech-enabled systems may behave unevenly.

These findings connect to broader observations in the literature. Prior work has documented ASR performance disparities across accents and languages [Koencke et al., 2020, Meyer et al., 2020], as well as uneven multilingual model performance tied to training data representation [Joshi et al., 2020, Wu and Dredze, 2020]. Our cross-linguistic TDR variation is consistent with these patterns, and the observed differences likely reflect some combination of training data imbalance, language-specific acoustic variability, and phonological complexity.

5.5 Prompt Intervention: Framing vs. Instruction

Given the information-accessibility distinction above, prompt interventions can work in two ways: (1) improving audio accessibility, or (2) reducing text trust. Our experiments show that only the latter is effective.

Reducing text trust works. Adversarial framing (“deliberately corrupted”) reduces overall TDR on the EN+JA subset from 19% to 3.8%, an 80% relative reduction ($h = 0.51$), approaching but not reaching the text-text baseline of 1.6%. Explicit-ignore instructions (“COMPLETELY IGNORE”) achieve only 58% reduction ($h = 0.33$). Epistemic framing (“this text is untrustworthy”) outperforms behavioral commands (“ignore this text”), suggesting that the model’s arbitration process is sensitive to source reliability attributions.

Improving audio accessibility fails. The audio-first prompt attempts to make audio content more accessible by requiring explicit transcription. Instead, overall TDR on the same subset *increases* from 19% to 33%. This is now predictable from our framework: transcription converts audio (high information, low accessibility) to text (lower information, high accessibility), sacrificing the information advantage without improving arbitration, since the model was already going to reason in text space.

The 3.8% floor. Adversarial framing achieves 3.8% TDR but cannot reach the 1.6% cascade baseline. This 2.2% gap may represent the irreducible cost of audio-text arbitration vs. text-text arbitration: even with maximally distrusted text, the model cannot arbitrate audio-text conflicts as reliably as text-text conflicts.

For practitioners: when audio fidelity matters, frame accompanying text as potentially corrupted rather than instructing models to prioritize audio or reason explicitly about audio content.

5.6 Implications for Model Users

Our findings have practical implications for developers and practitioners building applications with audio-LLMs.

Model selection matters. Choosing Qwen2-Audio vs. GPT-4o for an audio application implicitly chooses a modality arbitration policy. For applications where audio content should override text (transcription correction, voice interfaces), audio-dominant models are preferable. For applications where text context is authoritative (document reading, accessibility), text-dominant models may be appropriate.

Multilingual applications need per-language evaluation. A model’s overall TDR masks substantial cross-linguistic variation. Deploying an audio-LLM for Chinese users requires evaluating Chinese-specific performance, not extrapolating from English benchmarks. Even “audio-dominant” models like Gemini show 4× higher text dominance for Chinese (31.8%) than English (8.1%).

TTS-based applications may behave differently. Voice assistants and accessibility tools using synthesized speech should consider that model behavior may differ from natural speech applications. For open-source models, TTS audio may trigger *more* text reliance.

Robustness considerations. The substantial text dominance exhibited by some models suggests potential vulnerability to adversarial text injection. Understanding modality arbitration is important for applications where audio content should be authoritative. The cascade baseline shows that explicit reliability cues work well for text-text arbitration (1.6% TDR) but are far less effective for audio-text arbitration (16.6% TDR), suggesting that robustness requires more than instruction-following.

5.7 Limitations

This study is designed as a capability-oriented diagnostic, not as a population-level benchmark of real-world usage. Our goal is to isolate and quantify modality arbitration behavior under controlled audio–text conflict, rather than to estimate the prevalence of such conflicts in deployed systems.

We adopt a forced-choice format to make modality arbitration directly observable. In open-ended generation, reliance on audio or text is difficult to disentangle due to hedging and post-hoc rationalization. Extending arbitration analysis to free-form interaction will require new attribution methods.

Our flip types (numbers, negations, adjectives, times) cover common semantic dimensions but not all possible conflicts. Prosodic conflicts (sarcasm, emphasis) and non-speech audio are not tested. Our findings apply specifically to lexical/semantic speech content.

We focus on Text Dominance Ratio (TDR), measuring how often models follow text when instructed to follow audio. A complementary metric, Audio Dominance Ratio (ADR), measuring how often models follow audio when instructed to follow text, could reveal additional behavioral patterns. We leave this symmetric analysis for future work.

Our stimuli are derived from Common Voice [Ardila et al., 2020], a widely-used open speech corpus. It is likely that all evaluated models encountered Common Voice data during pretraining or fine-tuning. However, this potential overlap affects all models equally, so within-model comparisons across languages remain valid, and cross-model differences in modality arbitration behavior are meaningful regardless of shared training exposure. Our goal is to characterize how models behave under conflict, not to predict behavior on unseen data distributions.

Human validation was conducted by a single native speaker per language on a small sample (40 items each for English, Japanese, and Portuguese). While this precludes inter-annotator agreement metrics, the forced-choice format makes validity assessment near-deterministic (are the two choices distinguishable and correctly mapped to each modality?), reducing subjectivity. The low rate of genuinely broken stimuli (3–10%) and the systematic cross-model patterns provide complementary evidence of dataset quality at scale (Section 3.5).

The cascade baseline (Section 4.1) uses only Gemini; extending it to additional models would strengthen the generality of the $10\times$ arbitration gap finding.

The fine-tuning ablation (Section 4.9) was conducted on Ultravox only due to resource constraints and may not generalize to other architectures. Both fine-tuned conditions degraded audio-only accuracy on held-out flip types by $\sim 25\%$, suggesting a tension between arbitration improvement and general audio comprehension that warrants further investigation with larger and more diverse training data. The ablation used a specific training configuration (50/50 conflict/aligned mix, two flip types for training); different training ratios or data compositions might yield different results.

Our results depend on specific prompt templates, and the prompt intervention experiment (Section 4) demonstrates that TDR is sensitive to framing (19% baseline \rightarrow 3.8% adversarial \rightarrow 33% audio-first). While we did not conduct a systematic prompt stability analysis with minor rephrasings, the consistency of TDR patterns across four models, eight languages, and five flip types suggests that the observed effects reflect genuine modality arbitration behavior rather than prompt-specific artifacts.

All evaluations use temperature = 0 (or minimum available) for deterministic reproducibility. At higher temperatures, stochastic sampling may yield different TDR distributions; our results characterize the modal behavior of each model.

Common Voice speakers are self-selected volunteers, not demographically representative of each language’s speaker population. Accent and dialect distributions in Common Voice may differ from real-world speech, which could affect the ecological validity of per-language TDR estimates. However, this limitation applies equally across all models, preserving the validity of cross-model comparisons.

Our findings characterize GPT-4o-audio-preview, Gemini 2.0 Flash, Ultravox, and Qwen2-Audio-7B-Instruct as evaluated in early 2026; future model versions may behave differently.

6 Conclusion

Speech-enabled multimodal LLMs are increasingly deployed as primary interfaces for human–AI interaction, yet their reliability depends on how they arbitrate between spoken audio and textual input when the two disagree. In this work, we introduced ALME, a benchmark that makes this arbitration behavior observable through controlled audio–text conflict, and we proposed the Text Dominance Ratio (TDR) as a simple behavioral measure of modality reliance.

Using a large-scale multilingual evaluation spanning eight languages and multiple writing systems, we showed that all evaluated models exhibit systematic modality preferences under conflict, with substantial variation across models (16.6–63.2% TDR) and languages. These differences are not captured by conventional transcription accuracy or task-level benchmarks.

Our experiments reveal a key distinction: audio embeddings preserve more *information* (97.2% audio-only accuracy vs. 93.9% for ASR cascade), but text is more *accessible* for arbitration (1.6% TDR for text-text vs. 16.6% for audio-text with identical reliability cues). Text dominance thus reflects not a lack of audio information, but an asymmetry in how accessibly different modalities are represented for explicit reasoning. A fine-tuning ablation provides direct interventional support: training only the audio adapter *increases* text dominance, while LoRA on the language model reduces it by half, consistent with the locus of text dominance being in the LLM’s reasoning rather than the audio encoder.

This framework explains our prompt intervention results. Reducing text trust works: adversarial framing (“deliberately corrupted”) reduces TDR by 80%, approaching the text-text baseline. But improving audio accessibility fails: forcing explicit transcription *increases* TDR, because it converts audio to text, sacrificing information while gaining nothing in accessibility. For practitioners: frame accompanying text as untrustworthy rather than instructing models to reason explicitly about audio.

Overall, this work highlights modality arbitration as a critical and previously underexplored dimension of speech-enabled LLM reliability, particularly in multilingual settings. By treating speech not merely as a precursor to text but as an independent source of meaning, our framework provides a foundation for more reliable and inclusive speech-based AI systems. Our evaluation dataset and code are publicly available.³

References

- R. Ardila, M. Branson, K. Davis, M. Kohler, J. Meyer, M. Henretty, R. Morais, L. Saunders, F. M. Tyers, and G. Weber. Common Voice: A massively-multilingual speech corpus. In N. Calzolari, F. Béchet, P. Blache, K. Choukri, C. Cieri, T. Declerck, S. Goggi, H. Isahara, B. Maegaard, J. Mariani, H. Mazo, A. Moreno, J. Odijk, and S. Piperidis, editors, *Proceedings of The 12th Language Resources and Evaluation Conference, LREC 2020, Marseille, France, May 11-16, 2020*, pages 4218–4222. European Language Resources Association, 2020. URL <https://aclanthology.org/2020.lrec-1.520/>.
- A. C. Cameron, J. B. Gelbach, and D. L. Miller. Bootstrap-based improvements for inference with clustered errors. *The Review of Economics and Statistics*, 90(3):414–427, 08 2008. ISSN 0034-6535. doi: 10.1162/rest.90.3.414. URL <https://doi.org/10.1162/rest.90.3.414>.
- J. Chen, Z. Guo, J. Chun, P. Wang, A. Perrault, and M. Elsner. Do Audio LLMs really LISTEN, or just transcribe? Measuring lexical vs. acoustic emotion cues reliance. *CoRR*, abs/2510.10444, 2025. doi: 10.48550/ARXIV.2510.10444. URL <https://doi.org/10.48550/arXiv.2510.10444>.
- Y. Chu, J. Xu, Q. Yang, H. Wei, X. Wei, Z. Guo, Y. Leng, Y. Lv, J. He, J. Lin, C. Zhou, and J. Zhou. Qwen2-Audio Technical Report. *CoRR*, abs/2407.10759, 2024. doi: 10.48550/ARXIV.2407.10759. URL <https://doi.org/10.48550/arXiv.2407.10759>.
- J. Cohen. *Statistical Power Analysis for the Behavioral Sciences*. Lawrence Erlbaum Associates, 1988.

³<https://github.com/jb1999/alme-benchmark>

- A. Conneau, M. Ma, S. Khanuja, Y. Zhang, V. Axelrod, S. Dalmia, J. Riesa, C. Rivera, and A. Bapna. FLEURS: Few-shot learning evaluation of universal representations of speech. In *IEEE Spoken Language Technology Workshop, SLT 2022, Doha, Qatar, January 9-12, 2023*, pages 798–805. IEEE, 2022. doi: 10.1109/SLT54892.2023.10023141. URL <https://doi.org/10.1109/SLT54892.2023.10023141>.
- P. Corrêa, J. Lima, V. Moreno, L. H. Ueda, and P. D. P. Costa. Evaluating emotion recognition in spoken language models on emotionally incongruent speech. *CoRR*, abs/2510.25054, 2025. doi: 10.48550/ARXIV.2510.25054. URL <https://doi.org/10.48550/arXiv.2510.25054>.
- Fixie AI. Ultravox: Open-source speech-capable LLM. <https://github.com/fixie-ai/ultravox>, 2024. Open-source speech-capable language model.
- T. Guan, F. Liu, X. Wu, R. Xian, Z. Li, X. Liu, X. Wang, L. Chen, F. Huang, Y. Yacoob, D. Manocha, and T. Zhou. Hallusionbench: An advanced diagnostic suite for entangled language hallucination and visual illusion in large vision-language models. In *IEEE/CVF Conference on Computer Vision and Pattern Recognition, CVPR 2024, Seattle, WA, USA, June 16-22, 2024*, pages 14375–14385. IEEE, 2024. doi: 10.1109/CVPR52733.2024.01363. URL <https://doi.org/10.1109/CVPR52733.2024.01363>.
- E. J. Hu, Y. Shen, P. Wallis, Z. Allen-Zhu, Y. Li, S. Wang, L. Wang, and W. Chen. LoRA: Low-Rank Adaptation of Large Language Models. In *The Tenth International Conference on Learning Representations, ICLR 2022, Virtual Event, April 25-29, 2022*. OpenReview.net, 2022. URL <https://openreview.net/forum?id=nZeVKeeFYf9>.
- C. Huang, K. Lu, S. Wang, C. Hsiao, C. Kuan, H. Wu, S. Arora, K. Chang, J. Shi, Y. Peng, R. S. Sharma, S. Watanabe, B. Ramakrishnan, S. Shehata, and H. Lee. Dynamic-SUPERB: Towards a dynamic, collaborative, and comprehensive instruction-tuning benchmark for speech. In *IEEE International Conference on Acoustics, Speech and Signal Processing, ICASSP 2024, Seoul, Republic of Korea, April 14-19, 2024*, pages 12136–12140. IEEE, 2024. doi: 10.1109/ICASSP48485.2024.10448257. URL <https://doi.org/10.1109/ICASSP48485.2024.10448257>.
- P. Joshi, S. Santy, A. Budhiraja, K. Bali, and M. Choudhury. The state and fate of linguistic diversity and inclusion in the NLP world. In D. Jurafsky, J. Chai, N. Schluter, and J. Tetreault, editors, *Proceedings of the 58th Annual Meeting of the Association for Computational Linguistics*, pages 6282–6293, Online, July 2020. Association for Computational Linguistics. doi: 10.18653/v1/2020.acl-main.560. URL <https://aclanthology.org/2020.acl-main.560/>.
- A. Koenecke, A. Nam, E. Lake, J. Nudell, M. Quartey, Z. Mengesha, C. Toups, J. R. Rickford, D. Jurafsky, and S. Goel. Racial disparities in automated speech recognition. *Proc. Natl. Acad. Sci. USA*, 117(14):7684–7689, 2020. doi: 10.1073/PNAS.1915768117. URL <https://doi.org/10.1073/pnas.1915768117>.
- Y. Li, Y. Du, K. Zhou, J. Wang, W. X. Zhao, and J. Wen. Evaluating Object Hallucination in Large Vision-Language Models. In H. Bouamor, J. Pino, and K. Bali, editors, *Proceedings of the 2023 Conference on Empirical Methods in Natural Language Processing, EMNLP 2023, Singapore, December 6-10, 2023*, pages 292–305. Association for Computational Linguistics, 2023. doi: 10.18653/V1/2023.EMNLP-MAIN.20. URL <https://doi.org/10.18653/v1/2023.emnlp-main.20>.
- N. F. Liu, K. Lin, J. Hewitt, A. Paranjape, M. Bevilacqua, F. Petroni, and P. Liang. Lost in the middle: How language models use long contexts. *Trans. Assoc. Comput. Linguistics*, 12:157–173, 2024. doi: 10.1162/TACL\A\00638. URL https://doi.org/10.1162/tacl_a_00638.
- J. Meyer, L. Rauchenstein, J. D. Eisenberg, and N. Howell. Artie Bias Corpus: An open dataset for detecting demographic bias in speech applications. In N. Calzolari, F. Béchet, P. Blache, K. Choukri, C. Cieri, T. Declerck, S. Goggi, H. Isahara, B. Maegaard, J. Mariani, H. Mazo, A. Moreno, J. Odijk, and S. Piperidis, editors, *Proceedings of The 12th Language Resources and Evaluation Conference, LREC 2020, Marseille, France, May 11-16, 2020*, pages 6462–6468. European Language Resources Association, 2020. URL <https://aclanthology.org/2020.lrec-1.796/>.

- Microsoft. Azure AI speech: Text to speech. <https://azure.microsoft.com/en-us/products/ai-services/text-to-speech>, 2024. Neural text-to-speech service.
- OpenAI. GPT-4o System Card. *CoRR*, abs/2410.21276, 2024. doi: 10.48550/ARXIV.2410.21276. URL <https://doi.org/10.48550/arXiv.2410.21276>.
- A. Radford, J. W. Kim, T. Xu, G. Brockman, C. McLeavey, and I. Sutskever. Robust Speech Recognition via Large-Scale Weak Supervision. In A. Krause, E. Brunskill, K. Cho, B. Engelhardt, S. Sabato, and J. Scarlett, editors, *International Conference on Machine Learning, ICML 2023, 23-29 July 2023, Honolulu, Hawaii, USA*, volume 202 of *Proceedings of Machine Learning Research*, pages 28492–28518. PMLR, 2023. URL <https://proceedings.mlr.press/v202/radford23a.html>.
- M. Reid, N. Savinov, D. Teplyashin, D. Lepikhin, T. P. Lillicrap, J. Alayrac, R. Soricut, A. Lazaridou, O. Firat, J. Schrittwieser, I. Antonoglou, R. Anil, S. Borgeaud, A. M. Dai, K. Millican, E. Dyer, M. Glaese, T. Sottiaux, B. Lee, F. Viola, M. Reynolds, Y. Xu, J. Molloy, J. Chen, M. Isard, P. Barham, T. Hennigan, R. McIlroy, M. Johnson, J. Schalkwyk, E. Collins, E. Rutherford, E. Moreira, K. Ayoub, M. Goel, C. Meyer, G. Thornton, Z. Yang, H. Michalewski, Z. Abbas, N. Schucher, A. Anand, R. Ives, J. Keeling, K. Lenc, S. Haykal, S. Shakeri, P. Shyam, A. Chowdhery, R. Ring, S. Spencer, E. Sezener, and et al. Gemini 1.5: Unlocking multimodal understanding across millions of tokens of context. *CoRR*, abs/2403.05530, 2024. doi: 10.48550/ARXIV.2403.05530. URL <https://doi.org/10.48550/arXiv.2403.05530>.
- S. Sakshi, U. Tyagi, S. Kumar, A. Seth, R. Selvakumar, O. Nieto, R. Duraiswami, S. Ghosh, and D. Manocha. MMAU: A Massive Multi-Task Audio Understanding and Reasoning Benchmark. In *The Thirteenth International Conference on Learning Representations, ICLR 2025, Singapore, April 24-28, 2025*. OpenReview.net, 2025. URL <https://openreview.net/forum?id=TeVAZXr3yv>.
- S. Tong, Z. Liu, Y. Zhai, Y. Ma, Y. LeCun, and S. Xie. Eyes Wide Shut? Exploring the Visual Shortcomings of Multimodal LLMs. In *IEEE/CVF Conference on Computer Vision and Pattern Recognition, CVPR 2024, Seattle, WA, USA, June 16-22, 2024*, pages 9568–9578. IEEE, 2024. doi: 10.1109/CVPR52733.2024.00914. URL <https://doi.org/10.1109/CVPR52733.2024.00914>.
- B. Wang, X. Zou, G. Lin, S. Sun, Z. Liu, W. Zhang, Z. Liu, A. Aw, and N. F. Chen. AudioBench: A universal benchmark for Audio Large Language Models. In L. Chiruzzo, A. Ritter, and L. Wang, editors, *Proceedings of the 2025 Conference of the Nations of the Americas Chapter of the Association for Computational Linguistics: Human Language Technologies, NAACL 2025 - Volume 1: Long Papers, Albuquerque, New Mexico, USA, April 29 - May 4, 2025*, pages 4297–4316. Association for Computational Linguistics, 2025a. doi: 10.18653/V1/2025.NAACL-LONG.218. URL <https://doi.org/10.18653/v1/2025.naacl-long.218>.
- C. Wang, G. Deng, X. Yang, H. Qiu, and T. Zhang. When Audio and Text disagree: Revealing Text bias in Large Audio-Language Models. In C. Christodoulopoulos, T. Chakraborty, C. Rose, and V. Peng, editors, *Proceedings of the 2025 Conference on Empirical Methods in Natural Language Processing, EMNLP 2025, Suzhou, China, November 4-9, 2025*, pages 4878–4888. Association for Computational Linguistics, 2025b. doi: 10.18653/V1/2025.EMNLP-MAIN.246. URL <https://doi.org/10.18653/v1/2025.emnlp-main.246>.
- E. B. Wilson. Probable inference, the law of succession, and statistical inference. *Journal of the American Statistical Association*, 22(158):209–212, 1927. ISSN 01621459, 1537274X. URL <http://www.jstor.org/stable/2276774>.
- S. Wu and M. Dredze. Are all languages created equal in multilingual BERT? In S. Gella, J. Welbl, M. Rei, F. Petroni, P. Lewis, E. Strubell, M. J. Seo, and H. Hajishirzi, editors, *Proceedings of the 5th Workshop on Representation Learning for NLP, Repl4NLP@ACL 2020, Online, July 9, 2020*, pages 120–130. Association for Computational Linguistics, 2020. doi: 10.18653/V1/2020.REPL4NLP-1.16. URL <https://doi.org/10.18653/v1/2020.repl4nlp-1.16>.
- R. Xu, Z. Qi, Z. Guo, C. Wang, H. Wang, Y. Zhang, and W. Xu. Knowledge conflicts for LLMs: A survey. In Y. Al-Onaizan, M. Bansal, and Y. Chen, editors, *Proceedings of the 2024 Conference on Empirical Methods in Natural Language Processing, EMNLP 2024, Miami, FL, USA*,

November 12-16, 2024, pages 8541–8565. Association for Computational Linguistics, 2024. doi: 10.18653/V1/2024.EMNLP-MAIN.486. URL <https://doi.org/10.18653/v1/2024.emnlp-main.486>.

Q. Yang, J. Xu, W. Liu, Y. Chu, Z. Jiang, X. Zhou, Y. Leng, Y. Lv, Z. Zhao, C. Zhou, and J. Zhou. AIR-Bench: Benchmarking Large Audio-Language Models via Generative Comprehension. In L. Ku, A. Martins, and V. Srikumar, editors, *Proceedings of the 62nd Annual Meeting of the Association for Computational Linguistics (Volume 1: Long Papers)*, ACL 2024, Bangkok, Thailand, August 11-16, 2024, pages 1979–1998. Association for Computational Linguistics, 2024. doi: 10.18653/V1/2024.ACL-LONG.109. URL <https://doi.org/10.18653/v1/2024.acl-long.109>.

X. Zheng, C. Liao, Y. Fu, K. Lei, Y. Lyu, L. Jiang, B. Ren, J. Chen, J. Wang, C. Li, L. Zhang, D. P. Paudel, X. Huang, Y. Jiang, N. Sebe, D. Tao, L. V. Gool, and X. Hu. MLLMs are deeply affected by modality bias. *CoRR*, abs/2505.18657, 2025. doi: 10.48550/ARXIV.2505.18657. URL <https://doi.org/10.48550/arXiv.2505.18657>.

A Example Stimuli

Table 20 shows representative stimuli across languages and flip types. Each stimulus presents an audio-text conflict on exactly one semantic element; the model’s forced-choice answer reveals which modality it follows. Audio always contains the original transcript; text contains the modified version.

Table 20: Representative English stimuli from the ALME dataset, one per flip type. **Bold** marks the conflicting semantic element. Non-English stimuli follow the same pattern in native scripts (e.g., Japanese negation: adding/removing *-nai*; Chinese number swaps between counters; Arabic adjective antonyms).

Flip Type	Audio / Text transcript	Question	Audio ans.	Text ans.
number_swap	“...survived by his three daughters...” “...survived by his two daughters...”	How many daughters are mentioned?	three	two
negation_add	“Passengers can catch eastbound trains...” “Passengers cannot catch eastbound trains...”	Are passengers allowed to board?	can	cannot
adjective_swap	“Dorr added a new skatepark...” “Dorr added an old skatepark...”	What kind of skatepark?	new	old
time_swap	“...held on the Friday night...” “...held on the Saturday night...”	On which night is it held?	Friday	Saturday