

Robust Composite DNA Storage under Sampling Randomness, Substitution, and Insertion–Deletion Errors

Busra Tegin* and Tolga M Duman†

*IETR-UMR CNRS 6164, CentraleSupélec Rennes Campus, 35576 Cesson-Sevigne, France
Email: busra.tegin@centralesupelec.fr

†Department of Electrical and Electronics Engineering, Bilkent University, Ankara, Turkey
Email: duman@ee.bilkent.edu.tr

Abstract—DNA data storage offers a high-density, long-term alternative to traditional storage systems, addressing the exponential growth of digital data. Composite DNA extends this paradigm by leveraging mixtures of nucleotides to increase storage capacity beyond the four standard bases. In this work, we model composite DNA storage as a multinomial channel and draw an analogy to digital modulation by representing composite letters on the three-dimensional probability simplex. To mitigate errors caused by sampling randomness, we derive transition probabilities and log-likelihood ratios (LLRs) for each constellation point and employ practical channel codes for error correction. We then extend this framework to substitution and insertion–deletion (ID) channels, proposing constellation update rules that account for these additional impairments. Numerical results demonstrate that our approach achieves reliable performance with existing LDPC codes, compared to the prior schemes designed for limited-magnitude probability errors, whose performance degrades significantly under sampling randomness.

Index Terms—DNA storage, composite DNA, multinomial channel, substitution, insertion-deletion, sampling randomness.

I. INTRODUCTION

The rapid growth of data generated by smartphones, smart homes, IoT devices, and other platforms is driving an exponential increase in digital information, projected to reach 384 zettabytes in 2028 [1]. As a result, the risk of a data storage crisis is rising, since traditional devices and methods cannot keep pace with this demand. To address this challenge, DNA data storage systems were introduced as early as the 1960s [2]. The core idea is to store binary data by encoding it into synthesized strands of DNA and later decoding it back. The practicality of DNA storage was demonstrated in the early 2010s through large-scale proof-of-concept experiments [3], [4], showing that it offers a high-density solution with remarkable durability [5], [6]. In such systems, data is encoded using the four DNA bases $\{A, C, G, T\}$ to construct strands through DNA synthesis, which are then stored. To retrieve the stored data, a sequencing process is applied, where the strands are read and the original binary data is recovered.

Current synthesis and sequencing technologies are costly, and during the synthesis phase multiple copies of each DNA strand are inherently produced, resulting in significant redundancy. When reading (i.e., sequencing) these strands, one can exploit this redundancy by considering the multiple copies rather than treating them as duplicates to be discarded. To exploit this redundancy, composite DNA letters were introduced in [7]. In a composite letter, instead of using a single base from $\{A, C, G, T\}$, information is distributed across multiple strands as a mixture of nucleotides at specific positions, thereby extending the alphabet of standard DNA storage beyond the four bases. A composite letter is characterized by a quartet of probabilities $\{p_A, p_C, p_T, p_G\}$, representing the expected frequency of each nucleotide across the copies. Since these probabilities sum to 1, only three values are sufficient to define a point in the 3-dimensional probability simplex.

Different aspects of composite DNA storage systems have been studied in the literature. In [8], the channel impairments are modeled as limited-magnitude probability errors, and sphere packing and Gilbert-Varshamov bounds are derived, along with code constructions for this model. In [9], coding for composite DNA is explored under substitutions, strand losses, and deletions, and non-asymptotic upper bounds on the code size are obtained. In [10], the problem of selecting nucleotide mixtures that maximize decoding probability is addressed, and the expected number of reads required for reliable decoding is analyzed. For the multinomial channel, [11] proposes an optimization algorithm to determine the capacity-achieving input distribution using the Blahut-Arimoto algorithm. Extensions to combinatorial composite DNA, where shortmers replace base nucleotides, are studied in [12], which proposes encoding schemes and investigates their properties. A related work [13] considers asymmetric errors in shortmer-based systems, where some shortmers may be missing in some reads, and develops error-correcting codes for such scenarios.

In this study, we consider a DNA data storage system with composite letters to exploit the redundancies inherent in the synthesis and sequencing processes. Following the approach in [11], we first define the multinomial channel for such systems and demonstrate a natural relationship between the constellation diagram of a digital modulation scheme and

This work was funded by the European Union through the ERC Advanced Grant 101054904: TRANCIDS. Views and opinions expressed are, however, those of the authors only and do not necessarily reflect those of the European Union or the European Research Council Executive Agency. Neither the European Union nor the granting authority can be held responsible for them.

composite DNA letters, represented on the three-dimensional probability simplex. Because of the randomness in DNA sampling, the observed frequencies may deviate from the original constellation points. To address this, we propose the use of practical error correcting codes, in particular, low-density parity-check (LDPC) codes, and derive the posterior probabilities of each constellation point for a given channel observation under sampling randomness, thereby enabling the computation of log-likelihood ratios. We further extend the proposed approach to commonly observed error models in DNA storage systems: substitution and insertion-deletion (ID) channels, and introduce a constellation update policy to account for these errors. Overall, the proposed framework provides a practical method that leverages the increased capacity of composite DNA while enabling robust error protection with existing LDPC codes.

The paper is organized as follows. In Section II, we introduce the system model and the underlying multinomial channel for composite DNA data storage using channel coding based error protection. Section III presents the encoding and decoding structures, along with the composite letter mapping and LLR computation for the multinomial composite DNA channel. In Section IV, we extend the proposed approach to the substitution and ID channels. The performance of composite DNA data storage with different LDPC codes is provided in Section V, and the paper is concluded in Section VI.

II. SYSTEM MODEL

We consider a DNA data storage system with composite letters, as illustrated in Fig. 1. The input is a binary message sequence $\mathbf{m} = [m_1 m_2 \dots m_K]$, where each bit takes the value 0 or 1 with equal probability. This sequence is encoded using a channel code with rate $R = K/N$ to generate the codeword $\mathbf{c} = [c_1 c_2 \dots c_N]$, which is then mapped to composite DNA letters. A composite letter is defined as a mixture of the four standard DNA nucleotides $\{A, C, T, G\}$ in specified ratios at a given strand position. These composite letters exploit the redundancies inherent in DNA synthesis and sequencing, and are constructed by reading n copies of a DNA strand at a specific index. The resulting channel is referred to as a multinomial channel, whose output is a quartet of probabilities $\{p_A, p_C, p_T, p_G\}$ representing the expected frequency of each nucleotide in the n copies.

Each $L \in \mathbb{Z}^+$ -bit segment of the codeword \mathbf{c} is mapped to a composite symbol according to a fixed constellation diagram. The input constellation is defined on the three-dimensional probability simplex:

$$\Delta_L = \left\{ \boldsymbol{\rho}_s \in \mathbb{R}_+^3, \rho_{s,i} \in [0, 1] \left| \sum_{i=1}^4 \rho_{s,i} = 1 \right. \right\}, \quad (1)$$

for $s \in \{1, \dots, S\}$ with $S = 2^L$. This set can be viewed as analogous to constellation points in standard digital modulation schemes. From the perspective of DNA synthesis, this corresponds to producing many strands, where at each position the nucleotide is chosen independently from $\{A, C, T, G\}$ with

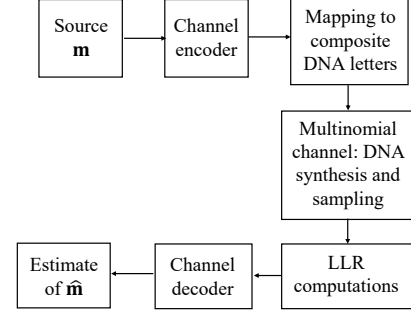


Fig. 1. System model for the composite DNA storage system with channel coding based error protection.

probabilities $\rho_{s,i}$, associated with the s -th constellation point. Hence, $\rho_{s,i}$ fraction of the reading will correspond to the i -th nucleotide (we use the order $\{A, C, T, G\}$ for the nucleotides).

After the sampling process with n reads (i.e., after reading n DNA strands), the output of the multinomial channel can be represented by the matrix

$$\mathbf{D} = [\mathbf{d}_1 \ \mathbf{d}_2 \ \dots \ \mathbf{d}_E] \in \mathbb{R}_+^{3 \times E}, \quad (2)$$

where $\mathbf{d}_i \in \mathbb{R}_+^3$ for $i \in \{1, 2, \dots, E\}$, and $E = N/L$. For convenience, we assume that N is an integer multiple of L .

Consider the i -th observed symbol $\mathbf{d}_i = [d_{i,1} \ d_{i,2} \ d_{i,3}]^T$. This symbol can also be expressed as the 4-tuple (k_A, k_C, k_T, k_G) , where each entry corresponds to the number of observed nucleotides of type A, C, T , and G , respectively. The relationships are given by

$$\begin{aligned} d_{i,1} &= p_A = k_A/n, & d_{i,2} &= p_C = k_C/n, \\ d_{i,3} &= p_T = k_T/n, & d_{i,4} &= p_G = k_G/n. \end{aligned} \quad (3)$$

Since $n = k_A + k_C + k_T + k_G$, one of the frequencies (e.g., $d_{i,4}$) can be omitted without loss of information, allowing us to work with only three values. The 4-tuple (k_A, k_C, k_T, k_G) is determined by the synthesized sequences and is affected by sampling randomness as well as possible errors in DNA storage systems, e.g., substitutions, deletions, and insertions. In the following, we focus only on sampling randomness and the resulting drawing error, and later extend the analysis to include substitutions, deletions, and insertions.

Due to the randomness in DNA sampling, the observed vectors \mathbf{d}_i may deviate from the intended constellation points in Δ_L , thereby introducing errors. Under this model, the channel effects can be determined using a multinomial distribution $\text{Multinomial}(n, \boldsymbol{\rho}_s)$. That is, given the input $\boldsymbol{\rho}_s \in \Delta_L$, the probability of observing the output \mathbf{d}_i (without any impairments such as insertions, deletions, or substitutions) is

$$P(\mathbf{d}_i | \boldsymbol{\rho}_s) = \frac{n!}{\prod_{j=1}^4 (nd_{i,j})!} \prod_{j=1}^4 \rho_{s,j}^{nd_{i,j}}. \quad (4)$$

Using these transition probabilities for all S constellation points, we compute the LLRs for each composite letter, which are then used in the channel decoding process to estimate the original input bits.

TABLE I
AN EXAMPLE OF COMPOSITE LETTER MAPPING WITH $L = 3$.

L -bit input segments	Δ_L			
	$\rho_{s,1}$ (A)	$\rho_{s,2}$ (C)	$\rho_{s,3}$ (T)	$\rho_{s,4}$ (G)
$s : 1 \rightarrow \mathbf{u}_1 = [000]$	1	0	0	0
$s : 2 \rightarrow \mathbf{u}_2 = [001]$	0	1	0	0
$s : 3 \rightarrow \mathbf{u}_3 = [010]$	0	0	1	0
$s : 4 \rightarrow \mathbf{u}_4 = [011]$	0	0	0	1
$s : 5 \rightarrow \mathbf{u}_5 = [100]$	0.5	0.5	0	0
$s : 6 \rightarrow \mathbf{u}_6 = [101]$	0	0	0.5	0.5
$s : 7 \rightarrow \mathbf{u}_7 = [110]$	0.5	0	0.5	0
$s : 8 \rightarrow \mathbf{u}_8 = [111]$	0	0.5	0	0.5

III. ENCODING AND DECODING STRUCTURES FOR COMPOSITE DNA WITH CHANNEL CODING

In this section, we present the encoding structure, composite letter mapping, LLR calculation, and decoding process of the proposed coding scheme for composite DNA storage systems. The goal is to exploit the increased storage capacity of composite DNA letters while ensuring robustness against the randomness introduced by the sampling process.

A. Encoding of the Binary Input Sequence

Consider a binary input sequence of length K , denoted by \mathbf{m} . This sequence is encoded with a channel code of rate $R = K/N$ to generate the codeword \mathbf{c} . For example, when LDPC codes are employed, the generator matrix \mathbf{G} has dimensions $K \times N$ and the encoding process can be expressed as

$$\mathbf{c} = \mathbf{m} \cdot \mathbf{G}. \quad (5)$$

The resulting codeword \mathbf{c} is then mapped to composite DNA letters from Δ_L .

Remark 1. After this mapping, the information bits are represented by composite DNA letters corresponding to points in the probability simplex Δ_L . From the perspective of DNA synthesis, many DNA strands are generated according to this mapping. For example, for the input bits ‘100’ in Table I, the synthesis process produces strands such that half contain nucleotide ‘A’ and the other half contain nucleotide ‘C’.

B. Mapping to DNA Composite Letters

As described in Section II, mapping the codeword \mathbf{c} to composite letters is equivalent to mapping it onto three-dimensional constellation points. Specifically, each L -bit segment of \mathbf{c} is associated with a constellation point $\rho_s \in \Delta_L$, as defined in (1), where the corresponding input segment is denoted by \mathbf{u}_s , for all $s \in \{1, \dots, 2^L\}$.

Table I illustrates the mapping and constellation points for an exemplary system with $L = 3$. Although $\rho_{s,4}$ (corresponding to nucleotide G) is listed in the table, it is sufficient to specify only $\{\rho_{s,1}, \rho_{s,2}, \rho_{s,3}\}$ since their sum equals 1. Finally, note that the mapping of constellation points can be further optimized: the values of $\rho_{s,i}$ may be chosen based on the number of DNA copies n , as discussed in [11].

C. LLR Computations and Decoding

After the mapping and subsequent DNA synthesis phase, the data is stored in DNA strands, which can later be read when retrieval is required. The reading process begins by obtaining n samples of the DNA strands. As described in Section II, the output of the multinomial channel is represented by the matrix

$$\mathbf{D} = [\mathbf{d}_1 \ \mathbf{d}_2 \ \dots \ \mathbf{d}_E], \quad (6)$$

where the i -th observed symbol is $\mathbf{d}_i = [d_{i,1} \ d_{i,2} \ d_{i,3}]^T$ with the entries related to the number of observed nucleotides as defined in (3).

To calculate the LLRs of the transmitted symbols given the channel observation, we first compute $P(\rho_s | \mathbf{d}_i)$, i.e., the probability of each constellation point ρ_s given the observation vector \mathbf{d}_i , as

$$P(\rho_s | \mathbf{d}_i) = \frac{P(\mathbf{d}_i | \rho_s) P(\rho_s)}{P(\mathbf{d}_i)}. \quad (7)$$

For now, we only consider drawing errors (e.g., sampling randomness) and neglect other impairments such as substitutions, deletions, or insertions. Thus, one can directly use (4). Assuming that the prior probability $P(\rho_s)$ is uniform across all constellation points, and since $P(\mathbf{d}_i)$ is independent of ρ_s , we have:

$$P(\rho_s | \mathbf{d}_i) \propto P(\mathbf{d}_i | \rho_s), \quad (8)$$

which will then be used in the LLR calculation.

Let $u_{s,l}$ denote the l -th bit of \mathbf{u}_s which is the L -bit segment defined by the mapping Δ_L for ρ_s . The LLR corresponding to the l -th bit of the i -th symbol for $l \in \{1, \dots, L\}$ can be calculated as:

$$\begin{aligned} LLR_{i,l} &= \frac{\sum_{s: u_{s,l}=0} P(\rho_s | \mathbf{d}_i)}{\sum_{s: u_{s,l}=1} P(\rho_s | \mathbf{d}_i)} \\ &\propto \frac{\sum_{s: u_{s,l}=0} P(\mathbf{d}_i | \rho_s)}{\sum_{s: u_{s,l}=1} P(\mathbf{d}_i | \rho_s)}. \end{aligned} \quad (9)$$

The resulting LLR vector

$$\boldsymbol{\lambda} = [LLR_{1,1}, \dots, LLR_{1,L}, \dots, LLR_{E,1}, \dots, LLR_{E,L}] \in \mathbb{R}^N, \quad (10)$$

is used as input to the channel decoder. For example, when LDPC codes are employed, any standard decoding algorithm for binary LDPC codes can be applied, such as the log-domain sum-product algorithm (log-SPA) or the min-sum algorithm [14].

IV. EXTENSIONS TO SUBSTITUTION AND INSERTION-DELETION ERRORS

In the following subsections, we address the effects of different error types commonly observed in DNA storage systems for composite DNA, namely, substitution and insertion-deletion errors, and extend our approach to obtain the LLRs by updating the constellation points accordingly.

A. Substitution Errors

One of the most common mutations in DNA storage is nucleotide substitution, where each nucleotide in a strand is independently replaced with a random nucleotide, regardless of its position or neighboring bases. For this model, the channel transition probabilities are given by

$$p_{i,j} = \begin{cases} 1 - \epsilon, & \text{if } i = j, \\ \frac{\epsilon}{3}, & \text{otherwise,} \end{cases} \quad (11)$$

where $i, j \in \{A, C, G, T\}$. Due to the substitution errors, when the strands are read, the probability $\rho_{s,i}$ of the i -th nucleotide will no longer accurately represent the fraction of observed nucleotides.

We illustrate this with a simple example by considering two cases for nucleotide A:

- 1) Suppose the synthesized base is A with probability $\rho_{s,1}$. It is transmitted correctly over the substitution channel with probability $1 - \epsilon$, resulting in a contribution of $\rho_{s,1}(1 - \epsilon)$ for nucleotide A.
- 2) Suppose the synthesized base is not A with probability $1 - \rho_{s,1}$, and it is substituted into A with probability $\epsilon/3$. Hence, the contribution for this case is $\frac{\epsilon}{3}(1 - \rho_{s,1})$.

Adding these two cases, we obtain $\hat{\rho}_{s,1} = \rho_{s,1}(1 - \epsilon) + \frac{\epsilon}{3}(1 - \rho_{s,1})$. In general, for $j \in \{1, 2, 3, 4\}$ one can write

$$\hat{\rho}_{s,j} = (1 - \epsilon)\rho_{s,j} + \frac{\epsilon}{3}(1 - \rho_{s,j}), \quad (12)$$

where $\hat{\rho}_s = [\hat{\rho}_{s,1}, \dots, \hat{\rho}_{s,4}]$, for $s \in \{1, \dots, 2^L\}$. In vector form, this can be rewritten as

$$\hat{\rho}_s = \rho_s \left(1 - \frac{4}{3}\epsilon\right) + \frac{\epsilon}{3} \begin{bmatrix} 1 & 1 & 1 & 1 \end{bmatrix}. \quad (13)$$

Now consider n independent reads. Each read is distributed according to $\hat{\rho}_s$, and the observed counts $\{k_A, k_C, k_T, k_G\}$ follow the distribution $\text{Multinomial}(n, \hat{\rho}_s)$. To address this, we update each constellation point as $\hat{\rho}_s$, and the updated points $\hat{\rho}_s$ are then used in place of ρ_s in (4) and (9).

Furthermore, when only sampling randomness is present, if a constellation point ρ_s has a zero entry, the probability of synthesizing or reading the corresponding nucleotide is also zero. For example, if $\rho_s = \{0.5, 0.5, 0, 0\}$ (for A, C, T, and G, respectively), then in the absence of additional errors, it is impossible to observe T or G. Thus, the observed letter \mathbf{d}_i will contain zeros in these positions, e.g., $d_{i,3} = d_{i,4} = 0$. With substitution errors, however, nonzero values may appear in these positions of \mathbf{d}_i , since substitutions can generate nucleotides not originally present in ρ_s . As a result, the LLR defined in (9) may no longer reflect the likelihood of the constellation points accurately, and indeterminate forms such as 0/0 may arise. Updating the constellation points as in (12) also resolves these indeterminate cases.

B. Insertion-Deletion Errors

We consider insertion-deletion errors in each DNA strand under the following channel model: after each nucleotide of a strand, with probability p_i a random nucleotide is inserted

(each equally likely, with probability $p_i/4$), or the nucleotide is deleted with probability p_d , and no insertion/deletion takes place with probability $1 - p_i - p_d$, independently of each other. Thus, this model accounts for both insertions and deletions.

Similar to the substitution channel, when the strand passes through the ID channel, the transition probability in (4) and the LLR in (9) may no longer reflect the true likelihood of the constellation points. Therefore, we update the constellation points accordingly.

We note that the optimal calculation is challenging, as there may be many different possibilities regarding the number and positions of insertions and deletions. Therefore, we restrict our attention to strands of length E ; that is, strands with no insertions or deletions, or with an equal number of insertions and deletions, while discarding the others. This results in a suboptimal solution. Conditioned on observing such a strand, we compute the probability of having no shift for position $i \in \{1, \dots, E\}$ as

$$p_{\text{ns},i} = \frac{P(\text{no shift for position } i \mid \mathcal{C}_E)}{P(\mathcal{C}_E)}, \quad (14)$$

where event \mathcal{C}_E denotes observing a strand of length E . Since most DNA storage systems employ short strands with small to moderate deletion and insertion probabilities [15], [16], almost all strands will have at most one insertion or one deletion. Hence, we assume that if the strand length is E , then either there is no insertion/deletion, or there is exactly one insertion and one deletion. The probability of two or more insertions/deletions is assumed to be negligible.

Under this assumption, position i experiences no shift if (i) no insertions or deletions occur up to index $i - 1$, and i , respectively, or (ii) exactly one insertion and one deletion occur up to index i . This yields

$$P(\text{no shift for position } i \text{ and } \mathcal{C}_E) = (1 - p_i - p_d)^{E-2} \left((1 - p_i - p_d)^2 + p_i p_d \left(2 \binom{E-i}{2} + 2 \binom{i-1}{2} + E - i \right) \right), \quad (15)$$

and

$$P(\mathcal{C}_E) = (1 - p_i - p_d)^{E-2} \cdot \left((1 - p_i - p_d)^2 + 2p_i p_d \binom{E}{2} \right). \quad (16)$$

Hence,

$$p_{\text{ns},i} = \frac{(1 - p_i - p_d)^2 + p_i p_d \left(2 \binom{E-i}{2} + 2 \binom{i-1}{2} + E - i \right)}{(1 - p_i - p_d)^2 + 2p_i p_d \binom{E}{2}}. \quad (17)$$

Note that $p_{\text{ns},i}$ is defined for a single strand. If we observe $\hat{n} \leq n$ strands of length E , then for position i , t of the strands

TABLE II
CONSTELLATION POINTS USED IN SIMULATIONS.

$L = 3$		$L = 4$	
Constellation locations	Number of permutations	Constellation locations	Number of permutations
(1,0,0,0) (0.5, 0.5, 0, 0)	4	(1,0,0,0)	4
		(0.5, 0.5, 0, 0)	6
		(0.25, 0.25, 0.25, 0.25)	1
		(0.333, 0.333, 0.333, 0)	4
		(0.666, 0.333, 0, 0)	1

may experience a shift, while the remaining $\hat{n} - t$ strands do not. This occurs with probability

$$\binom{\hat{n}}{t} p_{ns,i}^{\hat{n}-t} (1 - p_{ns,i})^t. \quad (18)$$

Accordingly, we propose to update the constellation points as

$$\hat{\rho}_s = \sum_{t=0}^{\hat{n}} \binom{\hat{n}}{t} p_{ns,i}^{\hat{n}-t} (1 - p_{ns,i})^t \cdot \left[0.25 \frac{t}{\hat{n}} [1 \ 1 \ 1 \ 1] + \frac{\hat{n} - t}{\hat{n}} \rho_s \right]. \quad (19)$$

This modified probability vector is then used in (4) and (9) in place of ρ_s . We note that $\hat{\rho}_s$ depends on the index i of the corresponding point in the strand; for simplicity, we omit the index i in the notation. Furthermore, it should be noted that the proposed constellation point update rule constitutes an approximation rather than an optimal solution.

Remark 2. In (19), we use $0.25[1 \ 1 \ 1 \ 1]$ since the constellation design is symmetric. For asymmetric designs, this term can be updated according to the weights assigned to different nucleotides.

V. NUMERICAL RESULTS

In this section, we evaluate the error rate performance of composite DNA with sampling randomness, substitution errors, and insertion-deletion errors. For error correction, we employ three binary LDPC codes with different rates:

- 1) A rate $R_1 = 0.3235$ LDPC code based on the 5G standard, obtained from the first base graph with parameters expansion factor $Z_c = 12$ and set index $i_{LS} = 1$. The corresponding parity-check matrix \mathbf{H}_1 has size 552×816 with $K = 264$ and $N = 816$.
- 2) A rate $R_2 = 0.5$ LDPC code from the WRAN (IEEE 802.22) standard, with parity-check matrix \mathbf{H}_2 of size 240×480 , where $K = 240$ and $N = 480$.
- 3) A rate $R_3 = 0.75$ LDPC code from the IEEE 802.11 standard, with parity-check matrix \mathbf{H}_3 of size 162×648 , where $K = 486$ and $N = 648$.

While we focus on the use of LDPC codes, the same framework can be applied with other coding schemes, such as polar codes or convolutional codes.

We consider two composite letter mappings for $L = 3$ and $L = 4$, with constellation points specified in Table II. For

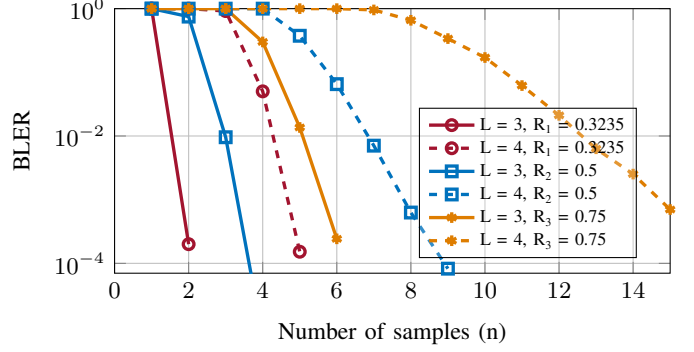


Fig. 2. BLER performance for composite DNA storage system with LDPC code with rate $R \in \{0.3235, 0.5, 0.75\}$ and $L \in \{3, 4\}$.

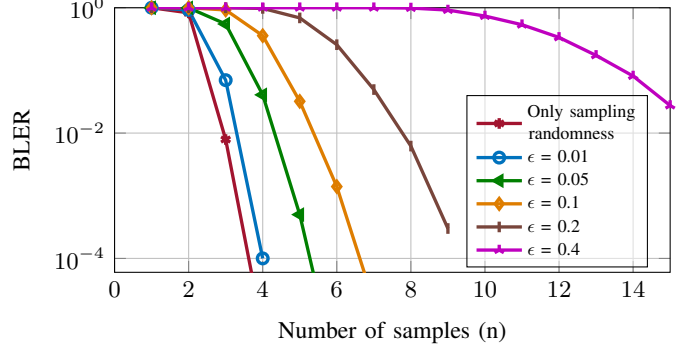


Fig. 3. BLER performance for composite DNA storage system with $L = 3$ and LDPC code with rate $R_2 = 0.5$ and substitution channel with $\epsilon \in \{0.01, 0.05, 0.1, 0.2, 0.4\}$.

$L = 3$, the points are the same as those in Table I. All constellation points are assumed to be equally likely. It should be emphasized that these points were chosen arbitrarily, without optimization of either the positions or their distribution; such an optimization can be performed as suggested in [11] for improved performance. For LDPC decoding, we apply the log-SPA algorithm with the LLR vector λ , computed in (9), with a maximum of 20 iterations.

Fig. 2 shows the resulting block error rate (BLER) as a function of the number of DNA samples n . For both $L = 3$ and $L = 4$, the BLER decreases as n increases. With relatively few samples, very low error rates are already achieved, particularly for the rate $R_1 = 0.3235$ code with $L = 3$. This improvement is due to the larger separation between constellation points when L is smaller, which reduces errors caused by sampling randomness. For the code with $R_2 = 0.5$, the performance slightly degrades, as the higher code rate provides less redundancy. Nevertheless, near-zero BLER can still be achieved with a moderate number of DNA samples. Finally, for $R_3 = 0.75$, the same trend holds true, although the error protection is weaker; sufficient sampling ensures reliable performance.

In Fig. 3, we evaluate the performance of the system over a substitution channel using the LDPC code with rate $R_2 = 0.5$, where each sampled strand undergoes random substitutions with probabilities $\epsilon \in \{0.01, 0.05, 0.1, 0.2, 0.4\}$. The updated constellation points are computed using (12). Comparing the resulting performance with that of the sampling-only channel for $L = 3$, we observe that when the substitution probability

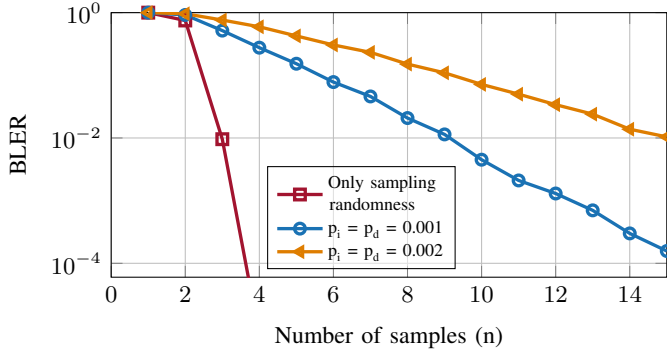


Fig. 4. BLER performance for composite DNA storage system with $L = 3$ and LDPC code with rate $R_2 = 0.5$, ID channel with $p_i = p_d = 0.001$ and $p_i = p_d = 0.002$.

is small (e.g., $\epsilon = 0.01$), performance is nearly identical. As ϵ increases, the BLER degrades, but for moderate substitution levels, practical LDPC codes still achieve reliable performance. In all cases, increasing the number of samples improves the decoding performance.

In Fig. 4, we consider the ID channel for the same LDPC code with rate $R_2 = 0.5$, where insertions and deletions occur independently with probabilities $p_i = p_d = 0.001$ and $p_i = p_d = 0.002$. For simplicity, strands with unequal numbers of insertions and deletions are discarded, so that only strands of the original length E are retained. The LLRs of the composite symbols are calculated using the updated constellation points in (19). As expected, the BLER is higher than in the sampling-only channel, since insertions and deletions both introduce errors and reduce the effective number of usable strands. Moreover, compared to the substitution channel, ID errors are more disruptive because insertions and deletions cause index shifts. A single insertion or deletion event affects not only the modified position but also all subsequent bases. This leads to correlated errors across positions, unlike substitution errors, which remain independent across nucleotides. Consequently, the overall performance degradation in the ID channel is more apparent. Nevertheless, the results demonstrate that composite DNA storage remains feasible under ID errors as well. Future extensions could explicitly incorporate strands with varying nucleotide counts, rather than discarding them, to further improve performance.

We conclude the paper with a comparison with the results in [8], which considers limited-magnitude probability errors for composite DNA systems and provides both outer and inner bounds, along with practical error-correcting code constructions. The underlying channel model is based on limited-magnitude errors and can correct at most a fixed number of t symbol errors along a strand of composite letters. On the other hand, under the sampling randomness considered in this work, the majority of composite letters may deviate from the designed constellation points. Therefore, under the error definition in [8], our channel model would classify most positions along the strand as composite letter errors. As a result, the coding scheme proposed in [8], while effective for limited-magnitude probability errors, performs poorly in our setting due to the fundamental difference in the channel model.

VI. CONCLUSIONS

We study composite DNA data storage systems, which increase the capacity of DNA storage by using mixtures of composite letters. Using an analogy to digital modulation, we consider composite letters as 3-dimensional constellation points on the probability simplex and define the transition probabilities for the multinomial channel model. We propose using practical channel coding schemes to handle sampling randomness for this model and show how to obtain LLRs for use in channel decoding. We validate the approach via numerical examples using practical binary LDPC codes, demonstrating that even codes not specifically designed for composite letters can provide high performance in composite DNA data storage systems. Furthermore, the proposed approach is also extended to account for substitution and insertion-deletion errors. Future work may incorporate additional error types (e.g., strand losses, nucleotide absorptions) and address the design of specific codes.

REFERENCES

- [1] A. Wright, "Worldwide IDC global datasphere forecast, 2024–2028: AI everywhere, but upsurge in data will take time," International Data Corporation (IDC), Technical Report US52076424, 2024.
- [2] M. Neiman, "On the molecular memory systems and the directed mutations," *Radiotekhnika*, vol. 6, no. 1, p. 8, 1965.
- [3] G. M. Church, Y. Gao, and S. Kosuri, "Next-generation digital information storage in DNA," *Science*, vol. 337, no. 6102, pp. 1628–1628, Aug. 2012.
- [4] N. Goldman, P. Bertone, S. Chen, C. Dessimoz, E. M. LeProust, B. Sipos, and E. Birney, "Towards practical, high-capacity, low-maintenance information storage in synthesized DNA," *Nature*, vol. 494, no. 7435, pp. 77–80, Jan. 2013.
- [5] Y. Erlich and D. Zielinski, "DNA fountain enables a robust and efficient storage architecture," *Science*, vol. 355, no. 6328, pp. 950–954, Mar. 2017.
- [6] R. N. Grass, R. Heckel, M. Puddu, D. Paunescu, and W. J. Stark, "Robust chemical preservation of digital information on DNA in silica with error-correcting codes," *Angewandte Chemie International Edition*, vol. 54, no. 8, pp. 2552–2555, Feb. 2015.
- [7] L. Anavy, I. Vaknin, O. Atar, R. Amit, and Z. Yakhini, "Data storage in DNA with fewer synthesis cycles using composite DNA letters," *Nature biotechnology*, vol. 37, no. 10, pp. 1229–1236, Sep. 2019.
- [8] W. Zhang, Z. Chen, and Z. Wang, "Limited-magnitude error correction for probability vectors in DNA storage," in *IEEE Int. Conf. on Communications (ICC)*, Seoul, Republic of Korea, May 2022, pp. 3460–3465.
- [9] F. Walter, O. Sabary, A. Wachter-Zeh, and E. Yaakobi, "Coding for composite DNA to correct substitutions, strand losses, and deletions," in *IEEE International Symposium on Information Theory (ISIT)*, Athens, Greece, Jul. 2024, pp. 97–102.
- [10] T. Cohen and E. Yaakobi, "Optimizing the decoding probability and coverage ratio of composite DNA," in *IEEE International Symposium on Information Theory (ISIT)*, Athens, Greece, Jul. 2024, pp. 1949–1954.
- [11] A. Kobovich, E. Yaakobi, and N. Weinberger, "M-DAB: An input-distribution optimization algorithm for composite DNA storage by the multinomial channel," *arXiv preprint arXiv:2309.17193*, 2023.
- [12] I. Preuss, M. Rosenberg, Z. Yakhini, and L. Anavy, "Efficient DNA-based data storage using shortmer combinatorial encoding," *Scientific reports*, vol. 14, no. 1, p. 7731, May 2024.
- [13] O. Sabary, I. Preuss, R. Gabrys, Z. Yakhini, L. Anavy, and E. Yaakobi, "Error-correcting codes for combinatorial composite DNA," in *IEEE Int. Symp. on Inf. Theory (ISIT)*, Athens, Greece, Jul. 2024, pp. 109–114.
- [14] W. Ryan and S. Lin, *Channel codes: classical and modern*. Cambridge, UK: Cambridge university press, 2009.
- [15] R. Heckel, G. Mikutis, and R. N. Grass, "A characterization of the DNA data storage channel," *Scientific reports*, vol. 9, no. 1, p. 9663, Jul. 2019.
- [16] O. Sabary, A. Yucovich, G. Shapira, and E. Yaakobi, "Reconstruction algorithms for DNA-storage systems," *Scientific Reports*, vol. 14, no. 1, p. 1951, Jan. 2024.