

# ALEKSANDROV REFLECTION FOR GEOMETRIC FLOWS IN HYPERBOLIC SPACES.

THEODORA BOURNI, JOSE M. ESPINAR, AND AAKASH MISHRA

**ABSTRACT.** We develop an Aleksandrov reflection framework for a large class of expanding curvature flows in hyperbolic space, with inverse mean curvature flow serving as a model case. The method applies to the level-set formulation of the flow. As a consequence, we obtain graphical and Lipschitz estimates. Using these estimates, we show that solutions become starshaped and therefore converge exponentially fast to an umbilic hypersurface at infinity. We also extend our results to the non-compact setting, assuming that the solution has a unique point at infinity. In this case, we prove that the flow becomes a graph over a horosphere with uniform gradient bounds and converges to a limiting horosphere.

## 1. INTRODUCTION

Inverse mean curvature flow (IMCF) has played a central role in geometric analysis since the work of Huisken and Ilmanen, who used a weak formulation of the flow in Euclidean space to prove the Riemannian Penrose inequality [17]. Their construction, based on an elliptic regularisation of the level set formulation, produces a weak outward-minimising evolution which is well defined past singularities and enjoys powerful monotonicity properties. In parallel, Gerhardt and others developed a systematic theory of smooth inverse curvature flows for star-shaped and mean convex hypersurfaces, both in Euclidean and hyperbolic space [14].

In hyperbolic space, inverse curvature flows and their variants have been used extensively to derive sharp geometric inequalities of Penrose and Alexandrov–Fenchel type. For instance, Andrews and Wei, and Andrews, Chen and Wei, used curvature flows preserving quermass-integrals or volume to prove Alexandrov–Fenchel type inequalities for closed hypersurfaces in  $\mathbb{H}^{n+1}$  [2, 3], while Hu, Li and Wei obtained further hyperbolic inequalities via locally constrained curvature flows [16]. In dimension three, Hung and Wang revisited IMCF in  $\mathbb{H}^3$  and clarified the relation between the flow and various notions of mass [18]. On the

asymptotically hyperbolic side, Brendle, Hung and Wang, and de Lima and Girão, established sharp Minkowski and Penrose type inequalities using IMCF and related flows in the anti-de Sitter–Schwarzschild setting and for asymptotically hyperbolic graphs [6, 11]. Altogether, these works show that expanding curvature flows in negatively curved ambient spaces provide a flexible tool for encoding global geometric information.

A different but closely related perspective on expanding flows is provided by the Aleksandrov reflection method. In Euclidean space, Chow and Gulliver introduced a reflection scheme for extrinsic curvature flows that systematically exploits symmetry with respect to affine hyperplanes and yields strong control on the geometry of evolving hypersurfaces [10]. Their ideas have since been developed in many directions and are surveyed in detail by Chow [9]. In particular, Aleksandrov reflection has proved especially effective for expanding and ancient solutions: it can be used to propagate symmetries along the flow and to obtain rigidity and classification results under relatively weak hypotheses on the initial data. This is exploited, for example, in the work of Bourni, Langford and Tinaglia, who use reflection techniques to classify convex ancient solutions to the curve shortening flow and to the mean curvature flow in Euclidean space [4, 5].

Building on the weak IMCF framework of Huisken and Ilmanen and on estimates for smooth star-shaped flows, Harvie has constructed weak inverse mean curvature flows in  $\mathbb{H}^{n+1}$  which become smooth after a finite time and then evolve by classical IMCF, obtaining as applications new Minkowski-type inequalities for outer-minimising domains in hyperbolic space [15]. His work can be viewed as a first hyperbolic counterpart to the Euclidean Aleksandrov reflection theory for extrinsic flows developed by Chow and Gulliver.

The present paper continues this program by studying expanding curvature flows in  $\mathbb{H}^{n+1}$  from the dual perspective of weak formulations and Aleksandrov reflection. Throughout the paper we study a class of expanding extrinsic curvature flows of properly embedded hypersurfaces in  $\mathbb{H}^{n+1}$ . At the parametric level, if  $\Sigma$  is a complete hypersurface and  $\phi_t : \Sigma \rightarrow \mathbb{H}^{n+1}$ ,  $t \in [0, T)$ , is a one-parameter family of proper embeddings with inward unit normal  $\eta_t$  and principal curvatures  $\kappa_1 \leq \dots \leq \kappa_n$ , the flow is formally given by

$$\frac{\partial \phi_t}{\partial t} = F(\kappa_1, \dots, \kappa_n; t) \eta_t.$$

The structural assumptions on the speed  $F$  and the precise class of flows covered in this work are collected in Section 3. As a basic

example, the inverse mean curvature flow corresponds to the choice  $F(\kappa_1, \dots, \kappa_n; t) = 1/H_t$ , where  $H_t = \kappa_1 + \dots + \kappa_n$  denotes the mean curvature of  $\Sigma_t = \phi_t(\Sigma)$ .

We work primarily with weak, viscosity-type solutions in the spirit of Evans–Spruck and Chen–Giga–Goto [8, 13], suitably adapted to the hyperbolic setting. We show that the interplay between the level set formulation and reflection across totally geodesic hyperplanes yields strong structural information on the evolving hypersurfaces. In particular, we prove that appropriate weak solutions become star-shaped after a finite waiting time, which we compute explicitly. If, in addition, the flow is smooth, then classical results describe its subsequent evolution. It is reasonable to conjecture that one does not need to assume a priori smoothness of the flow; rather, once the flow becomes star-shaped, it automatically becomes smooth. This phenomenon is indeed observed, for instance, for the inverse mean curvature flow in low dimensions [19, 15].

Moreover, we establish uniform geometric control that allows us to analyse the long-time behaviour of the flow and to describe its asymptotic geometry. From a broader viewpoint, our results fit into a growing body of work that uses expanding curvature flows in hyperbolic space to derive global geometric information and sharp inequalities. While previous approaches have largely relied on star-shapedness or strong convexity assumptions preserved along smooth flows [2, 3, 14, 16], our use of a weak viscosity formulation combined with Aleksandrov reflection allows us to treat more general initial data, including outer-minimising hypersurfaces. A novel aspect of our work is that we also allow non-compact initial data. Very little is known in the non-compact setting compared to the compact case, and Aleksandrov reflection is typically much more delicate in this context. Nevertheless, we develop an Aleksandrov reflection scheme that works for these non-compact configurations.

In this way, the hyperbolic inverse mean curvature flow inherits some of the flexibility of the weak Euclidean theory of Huisken–Ilmanen, while retaining enough regularity, after a finite waiting time, to admit a detailed asymptotic analysis.

The main results of this paper are threefold. First, we adapt Aleksandrov reflection to the level set formulation of expanding curvature flows in hyperbolic space and derive graphical and Lipschitz estimates for viscosity solutions that remain outside a fixed geodesic ball (Theorems 3.8 and 3.9). Second, for inverse curvature flows with general admissible speed functions  $F$ , we combine these estimates with Harvie’s weak IMCF theory [15] and Gerhard’s smooth analysis [14] to perform

an asymptotic analysis (Theorem 3.10). This shows that weak solutions become star-shaped, and if the solution is additionally smooth, it converges exponentially fast to an umbilic hypersurface at infinity. Third, in the non-compact case of properly embedded hypersurfaces whose asymptotic boundary consists of a single point, we introduce a horospherical version of Aleksandrov reflection that yields global graphical and gradient bounds over a horosphere (Theorem 4.3). Moreover, we show that, for a large class of curvature functions, the property of lying between two horospheres is preserved under the flow. This is achieved by a careful choice of barriers. Finally, in the specific case of the inverse mean curvature flow, we can apply Allen's theory [1] on the asymptotic behavior to deduce long-time existence and convergence to a limiting horosphere (Theorem 4.5).

## 2. PRELIMINARIES

In this section, we recall the necessary background for the rest of the paper.

**2.1. Hyperbolic space.** We denote by  $\mathbb{H}^{n+1}$  the simply connected, complete Riemannian manifold of constant sectional curvature  $-1$ , endowed with the hyperbolic metric  $g_{\mathbb{H}^{n+1}}$ . The Euclidean metric on  $\mathbb{R}^{n+1}$  will be denoted by  $g_{\mathbb{R}^{n+1}}$ ; we use  $\langle \cdot, \cdot \rangle$  and  $|\cdot|$  for the Euclidean scalar product and norm, and  $\langle \cdot, \cdot \rangle_{\mathbb{H}^{n+1}}$ ,  $|\cdot|_{\mathbb{H}^{n+1}}$  for the corresponding hyperbolic quantities. We will omit the subindices if no confusion occurs.

Fix a point  $p_0 \in \mathbb{H}^{n+1}$ . In geodesic polar coordinates around  $p_0$ , the exponential map

$$\exp_{p_0} : (0, \infty) \times \mathbb{S}^n \rightarrow \mathbb{H}^{n+1}, \quad (r, \theta) \mapsto \exp_{p_0}(r\theta),$$

identifies  $\mathbb{H}^{n+1} \setminus \{p_0\}$  with  $(0, \infty) \times \mathbb{S}^n$ . In these coordinates the hyperbolic metric takes the form

$$(1) \quad d\bar{s}^2 = dr^2 + \sinh^2(r) \sigma_{ij} dx^i dx^j,$$

where  $\sigma_{ij}$  is the standard round metric on  $\mathbb{S}^n$ . Here  $r$  is the hyperbolic distance to  $p_0$ . This description will be used repeatedly when we consider geodesic spheres and radial flows.

The hyperbolic space admits a natural compactification by adding its *boundary at infinity*. Two geodesic rays  $\gamma_1, \gamma_2 : [0, \infty) \rightarrow \mathbb{H}^{n+1}$  are asymptotic if their hyperbolic distance remains uniformly bounded. The set of equivalence classes of geodesic rays is denoted by  $\partial_\infty \mathbb{H}^{n+1}$  and is homeomorphic to  $\mathbb{S}^n$ . We write

$$\overline{\mathbb{H}^{n+1}} = \mathbb{H}^{n+1} \cup \mathbb{S}_\infty^n,$$

where  $\mathbb{S}_\infty^n := \partial_\infty \mathbb{H}^{n+1}$  and  $\overline{\mathbb{H}^{n+1}}$  can be endowed with a natural topology, the *cone topology*, which makes  $\overline{\mathbb{H}^{n+1}}$  homeomorphic to a closed topological ball. If  $\Sigma \subset \mathbb{H}^{n+1}$  is a properly embedded hypersurface, its *asymptotic boundary* is

$$\partial_\infty \Sigma := \overline{\Sigma} \cap \mathbb{S}_\infty^n,$$

where the closure is taken in the cone topology on  $\overline{\mathbb{H}^{n+1}}$ . This notion will be crucial when studying non-compact solutions and their asymptotic behavior.

A complete connected hypersurface  $\Sigma \subset \mathbb{H}^{n+1}$  is called *isoparametric* if all of its principal curvatures are constant [7]. In hyperbolic space, isoparametric hypersurfaces are necessarily totally umbilic, and up to ambient isometries they fall into four families:

- *Geodesic spheres*  $S_r(p_0)$  of radius  $r > 0$  centered at a point  $p_0$ . With respect to the inward normal, all principal curvatures are equal to  $\coth r$ , so their mean curvature is

$$H = n \coth r.$$

- *Totally geodesic hyperplanes*, for which all principal curvatures vanish and hence  $H \equiv 0$ .
- *Equidistant hypersurfaces* at signed distance  $s \in \mathbb{R}$  from a totally geodesic hyperplane. With a suitable choice of unit normal, all principal curvatures are equal to  $\tanh s$ , so

$$H = n \tanh s.$$

- *Horospheres*, which are limits of geodesic spheres as the center tends to infinity. With the normal pointing into the corresponding horoball, all principal curvatures are identically 1, so

$$H = n.$$

These four classes will serve as model hypersurfaces and barriers along this paper.

We now recall the two concrete models of  $\mathbb{H}^{n+1}$  used in the sequel and describe how the isoparametric families appear in each of them.

**Poincaré ball model.** In this model,  $\mathbb{H}^{n+1}$  is identified with the unit ball

$$\mathbb{B}^{n+1} := \{x \in \mathbb{R}^{n+1} : |x| < 1\}$$

equipped with the metric

$$(2) \quad g_{\mathbb{H}^{n+1}} = \frac{4}{(1 - |x|^2)^2} g_{\mathbb{R}^{n+1}}.$$

Geodesics correspond to Euclidean line segments through the origin and circular arcs that meet  $\partial\mathbb{B}^{n+1} = \mathbb{S}^n$  orthogonally. The boundary at infinity is identified with the Euclidean unit sphere:

$$\partial_\infty\mathbb{H}^{n+1} \cong \mathbb{S}^n = \partial\mathbb{B}^{n+1}.$$

From the Euclidean point of view, the isoparametric families can be described as follows:

- Geodesic spheres centered at the origin correspond to Euclidean spheres  $\{x \in \mathbb{B}^{n+1} : |x| = \rho\}$ , with  $\rho \in (0, 1)$  related to the hyperbolic radius  $r$  by

$$(3) \quad \rho = \tanh\left(\frac{r}{2}\right).$$

More generally, geodesic spheres centered at arbitrary points of  $\mathbb{H}^{n+1}$  correspond to Euclidean spheres contained in  $\mathbb{B}^{n+1}$ .

- Totally geodesic hyperplanes are either Euclidean hyperplanes through the origin, or Euclidean hyperspheres meeting  $\mathbb{S}^n$  orthogonally.
- Fix a totally geodesic hyperplane  $P$ . The hypersurfaces at constant signed hyperbolic distance from  $P$  form a coaxial pencil of *Euclidean spheres* and Euclidean hyperplanes in  $\mathbb{B}^{n+1}$ , all of them intersecting  $\mathbb{S}^n$  with constant angle  $\alpha \in (0, \pi/2)$  (hence not orthogonally). Equivalently, they are precisely the Euclidean spheres/hyperplanes whose ideal boundary in  $\mathbb{S}^n$  coincides with  $\partial_\infty P$ ; the Euclidean hyperplane appears as the limiting member of the pencil (a sphere of infinite radius).
- Horospheres are Euclidean spheres tangent to  $\mathbb{S}^n$  from the inside. The point of tangency is the corresponding point of  $\partial_\infty\mathbb{H}^{n+1}$ , and the interior of the Euclidean sphere represents the associated horoball.

This Euclidean picture will be used repeatedly in the Aleksandrov reflection arguments in the ball model.

**Upper half-space model.** In this model,  $\mathbb{H}^{n+1}$  is represented as

$$\mathbb{R}_+^{n+1} := \{(x, y) \in \mathbb{R}^n \times (0, \infty)\},$$

with the metric

$$(4) \quad g_{\mathbb{H}^{n+1}} = \frac{1}{y^2} g_{\mathbb{R}^{n+1}}.$$

The boundary at infinity is identified with

$$\partial_\infty\mathbb{H}^{n+1} \cong (\mathbb{R}^n \times \{0\}) \cup \{\infty\},$$

which is again homeomorphic to  $\mathbb{S}^n$ . In these coordinates:

- Geodesic spheres correspond to Euclidean spheres contained in  $\mathbb{R}_+^{n+1}$ .
- Horospheres are given by horizontal slices  $\{y = c\}$ ,  $c > 0$ , and euclidean spheres tangent to  $\{y = 0\}$ .
- Totally geodesic hyperplanes are either vertical hyperplanes or Euclidean hemispheres orthogonal to  $\{y = 0\}$ .
- Equidistant hypersurfaces correspond to either Euclidean hyperplanes or Euclidean spheres that intersect  $\{y = 0\}$  with a constant angle,  $\alpha \in (0, \pi/2)$ .

The two models are related by explicit conformal diffeomorphisms which extend continuously to the boundary at infinity, and we will move freely between the two depending on the context.

## 2.2. Aleksandrov reflection in hyperbolic space.

The Aleksandrov reflection method in  $\mathbb{H}^{n+1}$  that we use below is the hyperbolic analogue of the reflection scheme for viscosity solutions of extrinsic curvature flows in  $\mathbb{R}^{n+1}$  developed by Chow and Gulliver [10]. We recall here the model-independent formulation and its concrete realizations in the Poincaré ball and upper half-space models. This method will be applied both to stationary hypersurfaces and to level-set solutions of expanding curvature flows.

Let  $P \subset \mathbb{H}^{n+1}$  a totally geodesic hyperplane. The complement  $\mathbb{H}^{n+1} \setminus P$  has two connected components, which we denote by  $H_+(P)$  and  $H_-(P)$ . There exists an isometric involution

$$\mathcal{R}_P : \mathbb{H}^{n+1} \rightarrow \mathbb{H}^{n+1}$$

fixing  $P$  pointwise and exchanging the two half-spaces  $H_+(P)$  and  $H_-(P)$ ; we call  $\mathcal{R}_P \in \text{Iso}(\mathbb{H}^{n+1})$  the *reflection* across  $P$ . Every such reflection extends continuously to an involution of  $\overline{\mathbb{H}^{n+1}}$ , acting as a homeomorphism of  $\mathbb{S}_\infty^n$ .

Let  $\Sigma \subset \mathbb{H}^{n+1}$  be a properly embedded, connected  $C^2$  hypersurface. For a one-parameter family of totally geodesic hyperplanes  $\{P(s)\}_{s \in I}$ , we denote by  $\mathcal{R}_s := \mathcal{R}_{P(s)}$  the corresponding family of reflections and by  $H_\pm(s) := H_\pm(P(s))$  the associated half-spaces. The Aleksandrov reflection method consists in:

- starting with  $P(s)$  far away from  $\Sigma$  so that  $\Sigma \cap H_+(s) = \emptyset$ ;
- moving the hyperplanes monotonically until the first value  $s_0 \in I$  where  $P(s_0)$  touches  $\Sigma$  for the first time;
- continue reflecting the portion  $\mathcal{R}_s(\Sigma \cap H_+(s))$  monotonically until the first value  $s_1 \in I$  where reflected portion  $\mathcal{R}_{s_1}(\Sigma \cap H_+(s_1))$  touches  $\Sigma$ ;

When the hypersurface satisfies a suitable elliptic PDE, or evolves according to a suitable parabolic PDE, this method can be used to obtain reflection symmetry, see for instance [5], [12].

### 3. LEVEL SET FLOW

In this section we make precise the class of expanding curvature flows considered in this paper and recall their level-set formulation in  $\mathbb{H}^{n+1}$ , following [8, 10, 13]. Our aim is to combine this level-set framework with the Aleksandrov reflection method in hyperbolic space, and to derive quantitative geometric control on the evolving hypersurfaces. In particular, we adapt the Euclidean viscosity reflection argument of Chow–Gulliver [10] to  $\mathbb{H}^{n+1}$  for a general class of expanding speeds  $F$ , and we complement the weak inverse mean curvature flow analysis of Harvie [15] by obtaining robust Lipschitz and gradient estimates for level-set solutions in the hyperbolic setting.

Let  $\Sigma$  be a compact embedded hypersurface in  $\mathbb{H}^{n+1}$ . For  $t \in [0, T)$ , let  $\phi_t : \Sigma \rightarrow \mathbb{H}^{n+1}$  be a one-parameter family of embeddings such that  $\Sigma_t := \phi_t(\Sigma)$  is a compact embedded  $C^2$  hypersurface with inward unit normal  $\eta_t$  and principal curvatures  $\kappa_1 \leq \dots \leq \kappa_n$ . The geometric evolution is formally given by

$$(5) \quad \frac{\partial \phi_t}{\partial t} = F(\kappa_1, \dots, \kappa_n; t) \eta_t,$$

where  $F$  is a real-valued function of the principal curvatures and of time  $t \in [0, T)$ ,  $0 < T \leq \infty$ . We assume:

- (i) For each  $t \geq 0$ , the map  $F_t := F(\cdot, t)$  is  $C^1$  in the curvature variables.
- (ii)  $F$  is non-decreasing in each  $\kappa_i$  (so that the evolution is degenerate parabolic).
- (iii) Our sign convention is such that each  $\kappa_i$  is positive on geodesic spheres in  $\mathbb{H}^{n+1}$  (with respect to the inward unit normal).

We are primarily interested in expanding flows, which in this sign convention correspond to  $F > 0$  on strictly convex hypersurfaces, that is, when all the principal curvatures  $\kappa_i$  are positive. The inverse mean curvature flow is included as the case  $F(\kappa_1, \dots, \kappa_n; t) = -1/H_t$ .

Even if  $\Sigma$  is smooth and strictly mean convex ( $H > 0$ ), the flow (5) may develop singularities in finite time. To treat such situations and allow for low-regularity initial sets we work in the level-set framework. In this approach, one considers the evolution of a closed set represented as the zero level set of a continuous function solving a degenerate parabolic PDE determined by  $F$ .



Let  $\Sigma_0$  be an embedded compact  $C^0$  hypersurface bounding a bounded open (not necessarily connected) set  $\Omega_0 \subset \mathbb{H}^{n+1}$ , so that  $\partial\Omega_0 = \Sigma_0$ . Fix  $K > 0$  and define the truncated signed distance

$$u_0(p) := \begin{cases} \min\{d_{\mathbb{H}^{n+1}}(p, \Sigma_0), K\}, & p \in \mathbb{H}^{n+1} \setminus \overline{\Omega}_0, \\ -d_{\mathbb{H}^{n+1}}(p, \Sigma_0), & p \in \overline{\Omega}_0, \end{cases}$$

where  $d_{\mathbb{H}^{n+1}}(\cdot, \cdot)$  denotes the hyperbolic distance function.

Let  $u : \mathbb{H}^{n+1} \times [0, +\infty) \rightarrow \mathbb{R}$  be the level-set flow, i.e. the unique continuous viscosity solution of the degenerate parabolic equation

$$(6) \quad \frac{\partial u}{\partial t} = |Du(\cdot, t)|_{\mathbb{H}^{n+1}} F(\kappa_1, \dots, \kappa_n, t),$$

where  $\kappa_1, \dots, \kappa_n$  are the eigenvalues of  $D(|Du|^{-1}Du)$ ,  $D$  the Levi-Civita connection of  $\mathbb{H}^{n+1}$ , with initial condition  $u(\cdot, 0) = u_0(\cdot)$ . The evolving zero level set

$$(7) \quad \Sigma_t := \{x \in \mathbb{H}^{n+1} : u(x, t) = 0\}$$

is then called the *generalized solution* of the evolution problem (5). This generalized solution is unique, and for  $t > 0$  the set  $\Sigma_t$  depends only on  $\Sigma_0$  and not on the particular choice of  $u_0$ . Since  $\Sigma_0$  is compact, each  $\Sigma_t$  is a compact set for  $t \in [0, \infty)$ .

It's convenient to define  $u_t(\cdot) = u(\cdot, t)$ . We also introduce the sub-level and superlevel sets

$$(8) \quad \begin{aligned} \Omega_t &:= \{x \in \mathbb{H}^{n+1} : u_t(x) < 0\}, \\ E_t &:= \{x \in \mathbb{H}^{n+1} : u_t(x) > 0\}. \end{aligned}$$

In terms of  $(\Sigma_t, \Omega_t, E_t)$  the Aleksandrov reflection method can be adapted to the level-set setting and used to obtain geometric estimates for the evolving hypersurfaces.

**3.1. Admissible foliations (compact case).** Fix the origin  $0 \in \mathbb{H}^{n+1}$ , identified with the Euclidean origin in the Poincaré ball model  $(\mathbb{B}_1(0), g_{\mathbb{H}^{n+1}})$ . For each unit vector  $\nu \in \mathbb{S}^n \subset T_0\mathbb{H}^{n+1}$ , let

$$\gamma_\nu : \mathbb{R} \rightarrow \mathbb{H}^{n+1}$$

be the complete geodesic parametrized by arc-length with initial conditions  $\gamma_\nu(0) = 0$  and  $\dot{\gamma}_\nu(0) = \nu$ . For every  $s \in \mathbb{R}$  there is a unique totally geodesic hyperplane  $P_\nu(s)$  that is orthogonal to  $\gamma_\nu$  at  $\gamma_\nu(s)$ . The family  $\{P_\nu(s)\}_{s \in \mathbb{R}}$  is a smooth foliation of  $\mathbb{H}^{n+1}$  by totally geodesic hyperplanes perpendicular to  $\gamma_\nu$ .

We define the associated half-spaces

$$H_+(\nu, s) := \bigcup_{\tilde{s} > s} P_\nu(\tilde{s}),$$

$$H_-(\nu, s) := \bigcup_{\tilde{s} < s} P_\nu(\tilde{s}),$$

so that  $\gamma_\nu((s, \infty)) \subset H_+(\nu, s)$  and  $\gamma_\nu((-\infty, s)) \subset H_-(\nu, s)$ . The reflection across  $P_\nu(s)$  will be denoted by  $\mathcal{R}_{\nu, s} \in \text{Iso}(\mathbb{H}^{n+1})$ .

In the Poincaré ball model, geodesics through the origin are Euclidean diameter:

$$\gamma_\nu(s) = \tanh\left(\frac{s}{2}\right) \nu, \quad s \in \mathbb{R}.$$

For each  $s \in \mathbb{R}$ , using the Euclidean scalar product, the hyperplane  $P_\nu(s)$  is represented by

$$P_\nu(s) = \left\{ x \in \mathbb{B}_1(0) : \langle x, \nu \rangle = \frac{\tanh(s)(1 + |x|^2)}{2} \right\},$$

and the associated hyperbolic half-spaces are

$$(9) \quad H_+(\nu, s) = \left\{ x \in \mathbb{B}_1(0) : \langle x, \nu \rangle > \frac{\tanh(s)(1 + |x|^2)}{2} \right\},$$

and  $H_-(\nu, s)$  is given by the complementary strict inequality. This formula will be useful for encoding the half-space  $H_+(\nu, s)$  in the Poincaré ball.

In this model, the reflection  $\mathcal{R}_{\nu, s}$  across  $P_\nu(s)$  is the restriction of a Möbius transformation of  $\mathbb{B}_1(0)$ . When  $s = 0$ , it is realized as Euclidean reflection across a linear hyperplane through the origin orthogonal to  $\nu$ , and in the general case as Euclidean inversion across a sphere orthogonal to  $\partial\mathbb{B}_1(0)$  where the Euclidean center and radius are

$$c_\nu(s) = \coth(s) \nu, \quad R(s) = \sqrt{\coth^2(s) - 1} = \frac{1}{\sinh(s)}.$$

**3.2. Optimal admissible values (compact case).** We now introduce the notion of admissible values, following Chow and Gulliver and our hyperbolic adaptation.

**Definition 3.1.** *Let  $\Sigma$  be a compact embedded hypersurface in  $\mathbb{H}^{n+1}$  and let  $\Omega$  be the bounded open set such that  $\partial\Omega = \Sigma$ . Fix  $\nu \in \mathbb{S}^n$ . A parameter  $s \in \mathbb{R}$  is called admissible in the direction  $\nu$  (see Figure 1) if*

$$\mathcal{R}_{\nu, \tilde{s}}(\Sigma \cap H_+(\nu, \tilde{s})) \subset \overline{\Omega} \quad \text{for all } \tilde{s} \in (s, \infty).$$

The optimal admissible value in the direction  $\nu$  is

$$s_0(\nu) := \inf\{s \in \mathbb{R} : s \text{ is an admissible value in the direction } \nu\}.$$

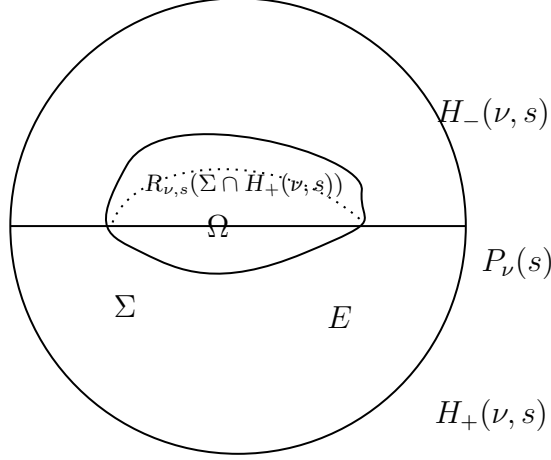


FIGURE 1. Admissibility of the value  $s_0 = 0$

We further define the *overall optimal admissible value* by

$$\bar{s} := \max\{s_0(\nu) : \nu \in \mathbb{S}^n\}.$$

Note that  $\bar{s} \geq 0$ , since one always has  $s_0(\nu) + s_0(-\nu) \geq 0$  for all  $\nu \in \mathbb{S}^n$ .

In the level-set formulation, one can express admissibility directly in terms of the continuous function  $u : \mathbb{H}^{n+1} \rightarrow \mathbb{R}$  whose zero set describes the evolving hypersurfaces.

**Definition 3.2.** Let  $\Sigma, \Omega, E$  be disjoint sets such that  $\mathbb{H}^{n+1} = \Sigma \cup \Omega \cup E$ . Given  $\nu \in \mathbb{S}^n$  and  $s \in \mathbb{R}$ , we say that  $s$  is admissible for the triple  $(\Sigma, \Omega, E)$  with respect to  $\nu$  if

- (A1)  $\mathcal{R}_{\nu, s}(\Omega \cap H_+(\nu, s)) \subset \Omega \cap H_-(\nu, s)$ , and
- (A2)  $E \cap H_-(\nu, s) \subset \mathcal{R}_{\nu, s}(E \cap H_+(\nu, s))$ .

Since  $\mathbb{H}^{n+1} = \Sigma \cup \Omega \cup E$  is a disjoint union, these containments are equivalent to

- (B1)  $\mathcal{R}_{\nu, s}((\Omega \cup \Sigma) \cap H_+(\nu, s)) \subset (\Omega \cup \Sigma) \cap H_-(\nu, s)$ , and
- (B2)  $(E \cup \Sigma) \cap H_-(\nu, s) \subset \mathcal{R}_{\nu, s}((E \cup \Sigma) \cap H_+(\nu, s))$ .

When  $\Sigma$  is an embedded compact connected hypersurface,  $\Omega$  is the bounded open set with boundary  $\Sigma$ , and  $E$  is its complement, this definition agrees with the notion of admissibility introduced in the previous section.

**Definition 3.3.** Let  $u : \mathbb{H}^{n+1} \rightarrow \mathbb{R}$  be a continuous function. Given  $\nu \in \mathbb{S}^n$  and  $s \in \mathbb{R}$ , we say that  $s$  is admissible for  $u$  with respect to  $\nu$  if

$$(10) \quad u(x) \geq u(x^*) \quad \forall x \in H_+(\nu, s),$$

where  $x^* := \mathcal{R}_{\nu, s}(x)$ .

**Remark 3.4.** We will also use the notions of the optimal admissible value and the overall optimal admissible value, as defined in Definition 3.1, corresponding to the notions of admissibility as in Definitions 3.2 and 3.3.

**Lemma 3.5.** Let  $\Sigma$  be the zero set of a continuous function  $u$ . If  $s$  is admissible for  $u$  with respect to  $\nu$ , then  $s$  is admissible for the triple  $(\Sigma, \Omega, E)$  with respect to  $\nu$ , where  $\Omega = \{u < 0\}$  and  $E = \{u > 0\}$ . If  $u$  is the signed distance function, then the converse is also true.

*Proof.* Write  $P := P_\nu(s)$  and  $H_\pm := H_\pm(\nu, s)$ . If  $s$  is admissible for  $u$  with respect to  $\nu$ , then for all  $x \in \Omega \cap H_+$  we have  $u(x^*) \leq u(x) < 0$ , so  $x^* \in \Omega \cap H_-$ . Similarly, if  $x \in E \cap H_-$ , then  $u(x^*) \geq u(x) > 0$ , which implies  $x^* \in E \cap H_+$ . Hence  $s$  is admissible for the triple  $(\Sigma, \Omega, E)$  with respect to  $\nu$ .

Conversely, suppose that  $s$  is admissible for the triple  $(\Sigma, \Omega, E)$  with respect to  $\nu$  and let  $u$  be the signed distance to  $\Sigma$ , we need to show (10).

First, assume that  $x \in (E \cup \Sigma) \cap H_+$ .

- If  $x^* \in \Omega \cup \Sigma$ , then  $u(x^*) \leq 0 \leq u(x)$  and we are done.
- Consider now the case  $x^* \in E$ . Let  $y \in \Sigma$  be a closest point to  $x$  in  $\Sigma$ , so that  $d_{\mathbb{H}^{n+1}}(x, y) = d_{\mathbb{H}^{n+1}}(x, \Sigma)$ . Let  $[x, x^*]$  denote the geodesic segment joining  $x$  and  $x^*$  that intersects  $P$  orthogonally by construction. Hence, for any  $p \in P$ ,  $d_{\mathbb{H}^{n+1}}(x, p) = d_{\mathbb{H}^{n+1}}(x^*, p)$ .
  - If  $y \in H_-$ , the geodesic segment  $[y, x]$  intersects  $P$  at a unique point  $p = P \cap [y, x]$ . Then, by the triangle inequality, we get

$$\begin{aligned} d_{\mathbb{H}^{n+1}}(x^*, y) &\leq d_{\mathbb{H}^{n+1}}(x^*, p) + d_{\mathbb{H}^{n+1}}(p, y) \\ &= d_{\mathbb{H}^{n+1}}(x, p) + d_{\mathbb{H}^{n+1}}(p, y) = d_{\mathbb{H}^{n+1}}(x, y), \end{aligned}$$

hence  $u(x^*) \leq u(x)$ .

– If instead  $y \in H_+$ , then  $y^* \in (\Omega \cup \Sigma) \cap H_-$  and, using (3.2), we obtain

$$\begin{aligned} u(x) &= d_{\mathbb{H}^{n+1}}(x, (\Omega \cup \Sigma) \cap H_+) = d_{\mathbb{H}^{n+1}}(x^*, \mathcal{R}_{\nu,s}((\Omega \cup \Sigma) \cap H_+)) \\ &\geq d_{\mathbb{H}^{n+1}}(x^*, (\Omega \cup \Sigma) \cap H_-) = u(x^*). \end{aligned}$$

Next assume that  $x \in (\Omega \cup \Sigma) \cap H_+$ . In this case, (3.2) implies

$$\begin{aligned} d_{\mathbb{H}^{n+1}}(x, (E \cup \Sigma) \cap H_-) &\geq d_{\mathbb{H}^{n+1}}(x^*, (E \cup \Sigma) \cap H_-) \\ &\geq d_{\mathbb{H}^{n+1}}(x^*, \mathcal{R}_{\nu,s}((E \cup \Sigma) \cap H_+)) \\ &= d_{\mathbb{H}^{n+1}}(x, (E \cup \Sigma) \cap H_+), \end{aligned}$$

and hence

$$\begin{aligned} u(x) &= -d_{\mathbb{H}^{n+1}}(x, (E \cup \Sigma) \cap H_+) \\ &\geq -d_{\mathbb{H}^{n+1}}(x^*, (E \cup \Sigma) \cap H_-) = u(x^*). \end{aligned}$$

Therefore,  $s$  is admissible for  $u$  with respect to  $\nu$ . □

**3.3. Optimal admissible value under the flow.** The next result shows that, under the flow (5), the optimal admissible value does not deteriorate over time. Combined with the level-set formulation described above, this provides the hyperbolic analogue of the Euclidean viscosity reflection argument of Chow and Gulliver [10].

Recall that throughout this section, our solutions—whether viscosity or strong—are assumed to be compact. In particular, the initial surface  $\Sigma_0$  is always taken to be compact. Moreover, for each weak solution  $u$ , there is an associated family of triplets  $(\Sigma_t, \Omega_t, E_t)$  as defined in (7) and (8).

**Theorem 3.6.** *Let  $u$  be a solution to the level set flow given by (6). For each  $\nu \in \mathbb{S}^n$ , let  $s_0(\nu)$  denote the optimal admissible value for  $(\Sigma_0, \Omega_0, E_0)$  in the direction  $\nu$ . Then,*

$$s_0(\nu) \geq s_t(\nu) \quad \text{for all } \nu \in \mathbb{S}^n \text{ and every } t \in [0, T),$$

where  $s_t(\nu)$  is the optimal admissible value for  $(\Sigma_t, \Omega_t, E_t)$  in the direction  $\nu$ .

*Proof.* Fix  $\nu \in \mathbb{S}^n$  and write  $s_0 := s_0(\nu)$ . Let  $u_0$  be the signed distance function to  $\Sigma_0$ . Since  $s_0$  is admissible for the triple  $(\Sigma_0, \Omega_0, E_0)$  with respect to  $\nu$ , Lemma 3.5 implies that  $s_0$  is admissible for  $u_0$  in the direction  $\nu$ ; that is,

$$u_0(x) \geq u_0(x^*) \quad \text{for all } x \in H_+(\nu, s_0),$$

with equality along  $P_\nu(s_0)$ , since  $x = x^*$  when  $x \in P_\nu(s_0)$ .

Let  $u_t$  be the level-set solution of (6) with initial data  $u_0$ . By the maximum principle for viscosity solutions, which we can apply because the flow is invariant under the reflection, the inequality is preserved forward in time, that is

$$u_t(x) \geq u_t(x^*) \quad \text{for all } x \in H_+(\nu, s_0), \ t > 0.$$

Hence  $s_0$  is admissible for  $u_t$  with respect to  $\nu$  for every  $t > 0$ . Applying Lemma 3.5 again, we conclude that  $s_0$  is admissible for the triple  $(\Sigma_t, \Omega_t, E_t)$  with respect to  $\nu$  for all  $t > 0$ . By definition of the optimal admissible value,

$$s_t(\nu) \leq s_0(\nu)$$

for all  $t \in [0, T)$ , as claimed.  $\square$

We aim to prove a uniform (in  $t$ ) Lipschitz estimate for the evolving hypersurfaces (see Theorem 3.8). To this end, we first record a monotonicity property of the signed distance function along normal geodesics issuing from an optimally placed hyperplane.

**Proposition 3.7.** *Let  $\Sigma_0$  be the zero set of a continuous function  $u_0$ , and let  $\bar{s}$  be the overall optimal admissible value for  $u$ . For any  $\nu \in \mathbb{S}^n$  and  $y \in P_\nu(\bar{s})$ , let  $\gamma_y(r)$  be the geodesic (parametrized by arc-length) with initial conditions*

$$\gamma_y(0) = y, \quad \gamma'_y(0) = N(y),$$

*where  $N(y)$  is the unit normal to  $P_\nu(\bar{s})$  at  $y$  pointing into  $H_+(\nu, \bar{s})$ . Then the function*

$$f_y(r) := u_0(\gamma_y(r))$$

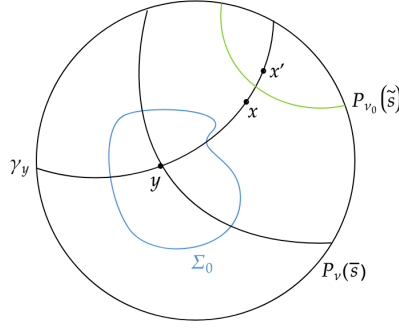
*is non-decreasing for all  $r \geq 0$ .*

*Proof.* Let  $0 \leq r < r'$  and set  $x := \gamma_y(r)$ ,  $x' := \gamma_y(r')$ . Let  $P_{\nu_0}(\tilde{s})$  be the totally geodesic hyperplane that bisects the geodesic segment  $[x, x']$ , which lies in the geodesic  $\gamma_y$  (see Figure 2). Then  $x' \in H_+(\nu_0, \tilde{s})$  and the reflection across  $P_{\nu_0}(\tilde{s})$  satisfies  $(x')^* = x$ . By construction  $P_{\nu_0}(\tilde{s})$  lies in  $H_+(\nu, \bar{s})$  and therefore  $\tilde{s} > \bar{s}$ . Hence  $\tilde{s}$  is admissible for the signed distance function  $u_0$  in the direction  $\nu_0$  and thus Lemma 3.5 yields

$$u_0(x) = u_0((x')^*) \leq u_0(x'),$$

which finishes the proof.  $\square$

We can now state the Lipschitz estimate for the evolving hypersurfaces in exponential coordinates.

FIGURE 2. Monotonicity of  $f_y$  along the geodesic  $\gamma_y$ .

**Theorem 3.8.** *Let  $u$  be a solution to the level set flow given by (6). Let  $\bar{s}$  be the overall optimal admissible value for  $(\Sigma_0, \Omega_0, E_0)$ . Then, for every  $\nu_0 \in \mathbb{S}^n$  and every  $t \in (0, T)$ ,*

$$\partial E_t \cap H_+(\nu_0, \bar{s})$$

and

$$\partial \Omega_t \cap H_+(\nu_0, \bar{s})$$

are Lipschitz graphs (in exponential coordinates) over  $P_{\nu_0}(\bar{s})$ , with the Lipschitz bound independent of the time  $t$  and the speed  $F$ .

*Proof.* We begin by proving the first assertion, namely the graphicality of  $\partial E_t$ . Let  $p_1, p_2 \in \partial E_t \cap H_+(\nu_0, \bar{s})$ . There exist  $y_i \in P_{\nu_0}(\bar{s})$  and  $d_i > 0$  such that

$$p_i = \exp_{y_i}(d_i N(y_i)), \quad i = 1, 2,$$

where  $N(y_i)$  is the unit normal to  $P_{\nu_0}(\bar{s})$  at  $y_i$  pointing into  $H_+(\nu_0, \bar{s})$ . Without loss of generality we assume  $0 < d_1 \leq d_2$ . Note that if  $d_1 = d_2$ , then the result is trivial since the points  $p_1$  and  $p_2$  are contained in the same equidistant. Therefore we will assume that  $d_1 < d_2$ .

Let  $\mathcal{E}_{\nu_0}(d_1)$  denote the equidistant hypersurface at distance  $d_1$  from the totally geodesic hyperplane  $P_{\nu_0}(\bar{s})$  and passing through  $p_1$ . We can then define

$$\tilde{p}_2 := \exp_{y_2}(d_1 N(y_2)) \in \mathcal{E}_{\nu_0}(d_1).$$

Observe that, by construction, the four points  $\{y_1, y_2, p_1, \tilde{p}_2\}$  form a Saccheri quadrilateral of base  $b := d_{\mathbb{H}^{n+1}}(y_1, y_2)$  and leg  $l := d_1$  (see Figure 3). Then, the summit  $S := d_{\mathbb{H}^{n+1}}(p_1, \tilde{p}_2)$  can be computed explicitly as

$$(11) \quad \cosh d_{\mathbb{H}^{n+1}}(p_1, \tilde{p}_2) = \cosh d_{\mathbb{H}^{n+1}}(y_1, y_2) \cosh^2 d_1 - \sinh^2 d_1.$$

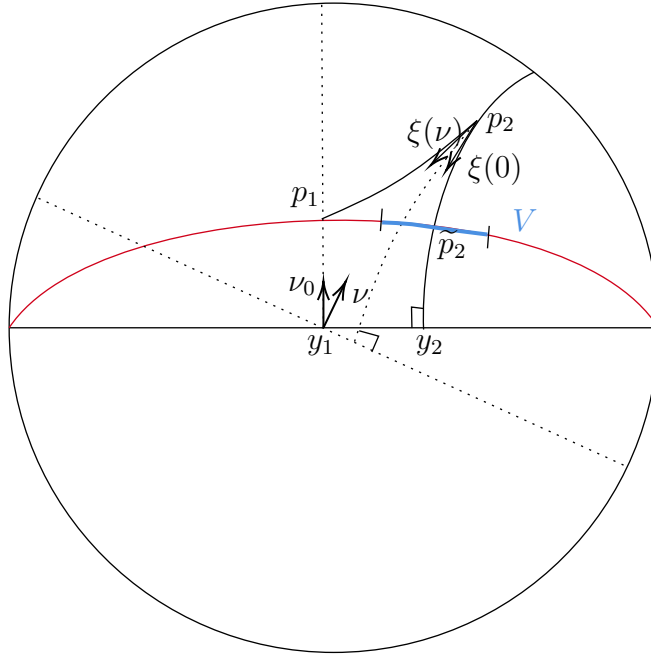


FIGURE 3. Comparison on the equidistant hypersurface  $\mathcal{E}_{\nu_0}(d_1)$ .

Since  $p_1, p_2 \in H_+(\nu_0, \bar{s})$ , which is open, there exists  $\varepsilon > 0$  (depending on  $p_1, p_2$ ) such that, for all  $\nu$  in a small neighborhood  $B_0(\nu_0, \varepsilon) \subset \mathbb{S}^n$ , we have

$$p_i \in H_+(\nu, \bar{s}), V(\tilde{p}_2, \varepsilon) := B(\tilde{p}_2, \varepsilon) \cap \mathcal{E}_{\nu_0}(d_1) \subset H_+(\nu, \bar{s}).$$

Let  $[p_1, \tilde{p}_2]_{\mathcal{E}(d_1)}$  denote the (closed) *equidistant arc* joining  $p_1$  and  $\tilde{p}_2$  defined by

$$[p_1, \tilde{p}_2]_{\mathcal{E}(d_1)} := \{\exp_y(d_1 N(y)) \in \mathcal{E}_{\nu_0}(d_1) : y \in [y_1, y_2]\}$$

For each  $\nu \in B_0(\nu_0, \varepsilon)$ , let  $\beta_\nu : [0, \infty) \rightarrow \mathbb{H}^{n+1}$  be the geodesic ray joining  $\beta_\nu(0) := p_2$  to its closest point  $y(\nu)$  in  $P_\nu(\bar{s})$ . This is well-defined since  $d_1 < d_2$ . Define

$$\sigma(\nu) := \beta_\nu \cap \mathcal{E}_{\nu_0}(d_1), \quad \xi(\nu) := \beta'_\nu(0) \in T_{p_2} \mathbb{H}^{n+1}.$$

Let

$$\theta(\nu) := \angle(\xi(\nu), \xi(\nu_0)).$$

Since  $\sigma$  is continuous, there exists  $\delta > 0$  such that

$$\theta(\nu) \leq \delta \quad \implies \quad \sigma(\nu) \in V(\tilde{p}_2, \varepsilon).$$

Note that  $\delta$  and  $\varepsilon$  depend only on  $p_1$  and  $p_2$ . In particular, if  $p_1$  and  $p_2$  range over a fixed compact subset of  $H^+(\nu_0, \bar{s})$ , then  $\delta$  and  $\varepsilon$  depend only on that compact set.



Consider the geodesic triangle  $(p_2, p_1, \tilde{p}_2)_{\mathbb{H}^{n+1}}$ , including the degenerate one, that is, if  $p_1$  coincides with  $\tilde{p}_2$ , and let  $\alpha_{\mathbb{H}^{n+1}}$  denote the internal angle of the triangle  $(p_2, p_1, \tilde{p}_2)_{\mathbb{H}^{n+1}}$  at the vertex  $p_2$ . Observe that in the degenerate case  $\alpha_{\mathbb{H}^{n+1}} = 0$ .

First, we will show that the degenerate case is not possible, since  $\alpha_{\mathbb{H}^{n+1}}$  is bounded below by  $\delta$ :

**Claim A:**  $\alpha_{\mathbb{H}^{n+1}} \geq \delta$ .

*Proof of Claim A.* Assume  $\alpha_{\mathbb{H}^{n+1}} < \delta$ , then there exist  $\bar{\nu} \in B_0(\nu_0, \varepsilon)$  so that  $\alpha_{\mathbb{H}^{n+1}} = \theta(\bar{\nu})$  and  $\sigma(\bar{\nu}) = p_1 \in V(\tilde{p}_2, \varepsilon)$ , or equivalently there exist  $\bar{\nu} \in B_0(\nu_0, \varepsilon)$  and  $\bar{y} \in P_{\bar{\nu}}(\bar{s})$  so that

$$p_1 := \exp_{\bar{y}}(r_1 N(\bar{y})) \quad \text{and} \quad p_2 = \exp_{\bar{y}}(r_2 N(\bar{y}))$$

for some  $r_1 < r_2$ . This follows from the fact that  $\beta_{\bar{\nu}}$  is orthogonal to  $\mathcal{E}_{\nu_0}(d_1)$  since  $\bar{y} \in \mathcal{E}_{\nu_0}(d_1)$  is the closest point to  $p_2$ .

Now, take a sequence  $\{p_1^k\} \in E_t$ , so that  $p_1^k \rightarrow p_1$ , as  $k \rightarrow +\infty$ , and note that  $u_t(p_1^k) > 0$  for all  $k$ . Thus, for  $k$  big enough, we could use the same argument, that is, there exists  $\nu_k \in B_0(\nu_0, \varepsilon)$  and  $y_k \in P_{\nu_k}(\bar{s})$  so that

$$p_1^k := \exp_{y_k}(r_1^k N(y_k)) \quad \text{and} \quad p_2 := \exp_{y_k}(r_2^k N(y_k))$$

for some  $r_1^k < r_2^k$ . Finally, using Proposition 3.7, we have that

$$0 < u_t(p_1^k) \leq u_t(p_2) = 0,$$

since  $p_2 \in \partial E_t$ , which implies  $u_t(p_2) = 0$ . This is a contradiction, and therefore Claim A holds.  $\square$

Next, we show that:

**Claim B:**  $|d_2 - d_1| \leq \cot(\alpha_{\mathbb{H}^{n+1}})G(y_1, y_2, d_1)$  where

$$G(y_1, y_2, d_1) := \operatorname{arccosh}(\cosh d_{\mathbb{H}^{n+1}}(y_1, y_2) \cosh^2 d_1 - \sinh^2 d_1).$$

*Proof of Claim B.* Let  $(a, b, c)_{\mathbb{R}^{n+1}}$  be the Euclidean triangle with the same corresponding side lengths as the geodesic triangle  $(p_1, p_2, \tilde{p}_2)_{\mathbb{H}^{n+1}}$  and let  $\alpha_{\mathbb{R}^{n+1}}$  denote the internal angle of the triangle  $(a, b, c)_{\mathbb{R}^{n+1}}$  at the vertex  $a$ . Observe that, by construction,  $\pi/2 \leq \alpha_{\mathbb{H}^{n+1}}$ . By Toponogov's triangle comparison theorem, we know that the Euclidean angles are larger than the corresponding ones in the hyperbolic triangle,  $\pi/2 \leq \alpha_{\mathbb{H}^{n+1}} \leq \alpha_{\mathbb{R}^{n+1}}$ . Then,

$$\tan \alpha_{\mathbb{H}^{n+1}} \leq \tan \alpha_{\mathbb{R}^{n+1}} \leq \frac{|\overline{bc}|}{|\overline{ac}|} = \frac{d_{\mathbb{H}^{n+1}}(p_1, \tilde{p}_2)}{|d_2 - d_1|},$$

and, using (11), we finish the proof of Claim B.  $\square$

Hence, by Claims A and B, one concludes that  $\partial E_t \cap H_+(\nu_0, \bar{s})$  is a graph over  $P_{\nu_0}(\bar{s})$  with locally bounded slope. Since the argument is purely geometric and only uses admissibility (which is preserved by Theorem 3.6), the resulting Lipschitz constant is locally uniform. In particular it depends only on  $\Sigma_0$  and  $\bar{s}$ , and not on  $t$  and  $F$ .

The graphicality of  $\partial \Omega_t \cap H_+(\nu_0, \bar{s})$  is treated similarly, with the only difference that we should take instead an approximating sequence of point  $p_2^k \in \Omega$  converging to  $p_2$ .  $\square$

We will refine the Lipschitz estimate by exploiting the hyperbolic geometry more explicitly. In particular, one combines the description of  $H_+(\nu, \bar{s})$  in the Poincaré ball model with the radial parametrization of a hypersurface in exponential coordinates and Gauss lemma to obtain a pointwise gradient estimate that depends only on  $\bar{s}$  and  $r_0$ . This estimate will be used repeatedly in the sequel.

**Theorem 3.9.** *Let  $u$  be a solution to the level set flow given by (6) and let  $\bar{s}$  be the overall optimal admissible value for  $(\Sigma_0, \Omega_0, E_0)$ . Then, the part of  $\partial \Omega_t$  (and similarly  $\partial E_t$ ) lying outside the geodesic ball  $B(0, \bar{s})$  is a radial graph in exponential coordinates, that is,*

$$(12) \quad \Phi_t(\nu) := \exp_0(r_t(\nu)\nu), \quad \nu \in \mathbb{S}^n$$

for a Lipschitz function  $r_t : \mathbb{S}^n \rightarrow \mathbb{R}$ , which, where differentiable, satisfies the gradient estimate

$$(13) \quad |\nabla_{\mathbb{S}^n} r_t| \leq \frac{r_t \tanh \bar{s}}{\sqrt{\tanh^2(r_t) - \tanh^2(\bar{s})}}.$$

*Proof.* We prove the statement for  $\partial \Omega_t$ ; the proof for  $\partial E_t$  is identical. Let  $p_0 \in \partial \Omega_t$  be a point so that  $r_0 := d_{\mathbb{H}^{n+1}}(p_0, 0) > \bar{s}$ . Let  $\nu_0 \in \mathbb{S}^n \subset T_0 \mathbb{H}^{n+1}$  be so that  $\gamma_{\nu_0}(0) = 0$  and  $\gamma_{\nu_0}(r_0) = p_0$ .

**Claim A:**  $p_0 \in H^+(\nu, \bar{s})$  for any  $\nu \in \mathbb{S}^n \subset T_0 \mathbb{H}^{n+1}$  satisfying  $\langle \nu, \nu_0 \rangle > \frac{\tanh(\bar{s})}{\tanh(r_0)}$ . In particular,  $p_0 \in P_\nu(s)$  for some  $s > \bar{s}$ .

*Proof of the Claim A.* By  $\langle \nu, \nu_0 \rangle > \frac{\tanh(\bar{s})}{\tanh(r_0)}$  and (3) we have

$$\begin{aligned} \langle p_0, \nu \rangle &= \tanh\left(\frac{r_0}{2}\right) \langle \nu_0, \nu \rangle > \tanh\left(\frac{r_0}{2}\right) \frac{\tanh(\bar{s})}{\tanh(r_0)} \\ &= \frac{\tanh(\bar{s})(1 + \tanh^2(\frac{r_0}{2}))}{2} = \frac{\tanh(\bar{s})(1 + |p_0|^2)}{2} \end{aligned}$$

Hence, (9) implies  $p_0 \in H_+(\nu, \bar{s})$ , which proves Claim A.  $\square$

Now, since  $\bar{s} \geq s_0(\nu_0)$ , by Theorem 3.8 there exists a neighborhood  $\mathcal{V} \subset \partial\Omega_t$  of  $p_0$  which is a graph over a neighborhood  $D \subset P_{\nu_0}(\bar{s})$ . Hence, shrinking  $\mathcal{V}$  if necessary, we can assume that  $\mathcal{V}$  is a radial graph over a neighborhood  $U(\nu_0) \subset \mathbb{S}^n$  in exponential coordinates, that is,

$$\mathcal{V} := \{\exp_0(r_t(\nu)\nu) : \nu \in U(\nu_0)\}$$

for some  $r_t : U(\nu_0) \rightarrow \mathbb{R}$  such that  $r_t(\nu_0) = r_0$ . So we can parametrize  $\Phi_t : U(\nu_0) \rightarrow \mathcal{V}$  where  $\Phi_t(\nu) := \exp_0(r_t(\nu)\nu)$  and  $\Phi_t(\nu_0) = p_0$ .

Next, we obtain a gradient estimate for  $r_t$ , assuming that it is differentiable around  $\nu_0$ . Let  $e \in T_{\nu_0}\mathbb{S}^n$ ,  $\mathbb{S}^n \subset T_0\mathbb{H}^{n+1}$ , be a unitary vector and  $\nu : (-\varepsilon, \varepsilon) \rightarrow \mathbb{S}^n$  be a curve so that  $\nu(0) = \nu_0$  and  $\nu'(0) = e$ . Set

$$\tau := \frac{d}{ds}\bigg|_{s=0} \Phi_t(\nu(s)) = d(\exp_0)_{\tau_0\nu_0}(x) \in T_{p_0}\partial\Omega_t,$$

where  $x := d(r_t)_{\nu_0}(e)\nu_0 + r_0e \in T_0\mathbb{H}^{n+1}$ , see Figure 4. By Claim A and Theorem 3.8, we can write  $\partial\Omega_t$ , locally around  $p_0$ , as a graph over  $P_\nu(\bar{s})$  for any  $\nu \in \mathbb{S}^n \subset T_0\mathbb{H}^{n+1}$  satisfying  $\langle \nu, \nu_0 \rangle > \frac{\tanh(\bar{s})}{\tanh(r_0)}$ . Since  $x/|x|$  is parallel to the tangent direction  $\tau$ , we must have

$$\left\langle \frac{x}{|x|}, \nu_0 \right\rangle \leq \frac{\tanh(\bar{s})}{\tanh(r_0)}.$$

Now using Gauss lemma, we have

$$\begin{aligned} \left\langle \frac{\tau}{|\tau|}, \gamma'_{\nu_0}(r_0) \right\rangle &= \left\langle d(\exp_0)_{r_0\nu_0} \left( \frac{x}{|x|} \right), d(\exp_0)_{r_0\nu_0}(r_0\nu_0) \right\rangle \\ &= \left\langle \frac{x}{|x|}, \nu_0 \right\rangle = \frac{d(r_t)_{\nu_0}(e)}{\sqrt{|d(r_t)_{\nu_0}(e)|^2 + r_0^2}}. \end{aligned}$$

Combining last two equations, we get the desired estimate.

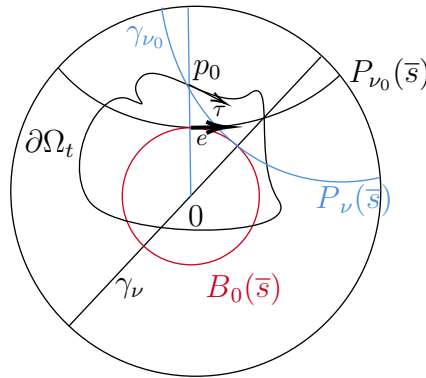


FIGURE 4. Graphical representation of  $\partial\Omega_t$  over a geodesic sphere with controlled gradient.

□

In summary, the combination of the level-set formulation (6) with the Aleksandrov reflection framework yields a robust package of a priori estimates for expanding curvature flows in  $\mathbb{H}^{n+1}$ : admissibility is preserved along the flow, the evolving hypersurfaces become uniformly Lipschitz graphs in suitable coordinates.

**3.4. Applications: Inverse Curvature Flows.** In this section we specialize the general framework developed in Section 3 to inverse curvature flows (ICF) of the form

$$(14) \quad \frac{\partial \phi_t}{\partial t} = \frac{\eta_t}{\mathcal{F}},$$

where  $F$  is a curvature function of homogeneous degree 1, monotone and concave, defined on a symmetric, convex, open cone  $\Gamma \subset \mathbb{R}^{n+1}$ , such that

$$(15) \quad \mathcal{F}|_{\Gamma} > 0 \quad \text{and} \quad \mathcal{F}|_{\partial\Gamma} = 0.$$

We also normalize  $\mathcal{F}$  by

$$\mathcal{F}(1, \dots, 1) = n.$$

These are the standard structural hypotheses in Gerhard's theory of inverse curvature flows in hyperbolic space and include, in particular, the inverse mean curvature flow (IMCF) as the case  $\mathcal{F} = H$  [14]. Combined with the star-shapedness and gradient bounds, they allow us to upgrade viscosity solutions of (14) to smooth, strictly mean convex flows after a finite time. In this way we extend Harvie's eventual regularity result for weak IMCF in  $\mathbb{H}^{n+1}$  [15] from the speed  $\mathcal{F} = H$  to general inverse curvature speeds  $F$ , in a setting that is conceptually close to the Aleksandrov reflection framework of Chow–Gulliver in Euclidean space [10].

We first look at the flow of a geodesic sphere  $S_{r_0}$ . Fix a point  $p_0 \in \mathbb{H}^{n+1}$  and consider geodesic polar coordinates centered at  $p_0$ , recall (1). Geodesic spheres  $S_r$  with center at  $p_0$  are umbilic, and their induced metric on  $S_r$ ,  $\bar{g}_{ij}$ , and second fundamental form,  $\bar{h}_{ij}$ , are given by

$$\bar{g}_{ij} = \sinh^2 r \, \sigma_{ij} \text{ and } \bar{h}_{ij} = \coth r \, \bar{g}_{ij},$$

respectively. Hence, if we consider an inverse curvature flow (14) with initial hypersurface  $S_{r_0}$ , then the evolving hypersurfaces  $\Sigma_t$  remain geodesic spheres with radii  $r(t)$  satisfying the scalar ODE

$$\dot{r}(t) = \frac{1}{\mathcal{F}(\kappa_1, \dots, \kappa_n)} = \frac{1}{\mathcal{F}(\coth r, \dots, \coth r)} = \frac{1}{n \coth r},$$

where in the last equality we used homogeneity and the normalization  $\mathcal{F}(1, \dots, 1) = n$ . Solving this ODE yields

$$(16) \quad \sinh r(t) = e^{\frac{t}{n}} \sinh r_0.$$

In the next theorem, we consider viscosity solutions to (14) in the sense described in Section 3.

**Theorem 3.10.** (*Star-shapedness of ICF in Hyperbolic Spaces*). *Let  $u$  be the viscosity solution to (14) with initial condition  $\Sigma_0$ , and define*

$$(17) \quad T = n \log \left( \frac{\sinh(r_+)}{\sinh(r_-)} \right),$$

where  $r_-$  and  $r_+$  are the geodesic in-radius and out-radius of  $\Omega_0$ . Then for all  $t \geq T$ ,  $\partial\Omega_t$  and  $\partial E_t$  becomes star-shaped and hence homeomorphic to  $\mathbb{S}^n$ .

*Proof.* Note that the overall optimal admissible value for  $(\Sigma_0, \Omega_0, E_0)$ ,  $\bar{s}$ , satisfies  $\bar{s} \leq r^+$ . Therefore, by Theorem 3.9, it suffices to show that

$$\partial\Omega_t \subset \mathbb{S}^n \times (r_+, \infty) \quad \text{for all } t \in (T, \infty).$$

Indeed, by assumption we have

$$\partial\Omega_0 = \Sigma_0 \subset \mathbb{S}^n \times (r_-, \infty).$$

Let  $\partial\Omega'_0 = \Sigma'_0 = \mathbb{S}^n \times \{r_-\}$  and consider the ICF  $\partial\Omega'_t = \Sigma'_t = \mathbb{S}^n \times \{r(t)\}$  with initial hypersurface  $\Sigma'_0$ . As previously observed, its evolution satisfies

$$\sinh(r(t)) = \sinh(r_-) e^{\frac{t}{n}}.$$

By the avoidance principle for viscosity solutions of (14), we have

$$\mathbb{S}^n \times (0, r(t)) = \Omega'_t \subset \Omega_t \quad \text{for all } t > 0.$$

In particular, for  $t = T$  we obtain

$$\mathbb{S}^n \times (0, r_+) = \Omega'_T \subset \Omega_T,$$

which implies the desired inclusion

$$\Sigma_t \subset \mathbb{S}^n \times (r_+, \infty) \quad \text{for all } t \in (T, \infty).$$

□

If we further assume that  $\{\Sigma_t\}_{t \in (0, \infty)}$  is smooth, then by a result of Gerhardts [14, Theorem 1.1] we conclude that the evolving hypersurfaces converge exponentially fast to a geodesic sphere at infinity. Hence, we obtain the following corollary, which extends Gerhardts's result by removing the star-shapedness assumption on the initial hypersurface.

**Corollary 3.11.** *Let  $\{\Sigma_t\}_{t \in (0, \infty)}$  be a smooth, compact solution to the inverse curvature flow (14). Then, the hypersurfaces  $\Sigma_t$  escape to infinity, become strongly convex exponentially fast and approach totally umbilic geometry: the principal curvatures are uniformly bounded and converge exponentially fast to 1.*

**Remark 3.12.** *It is reasonable to conjecture that one does not need to assume a priori smoothness of the flow to apply Gerhardt's result. In other words, one may expect that once the flow becomes star-shaped, it also becomes smooth. This is indeed the case, for instance, for the inverse mean curvature flow in hyperbolic space of dimension  $3 \leq n \leq 7$ , as shown by Li and Wei [19]; see also its application in [15, Theorem 1.2].*

Another corollary shows that a singularity must occur in finite time before if the initial hypersurface is not homeomorphic to a sphere. Specifically:

**Corollary 3.13.** *Suppose that the compact initial hypersurface  $\Sigma_0$  is not homeomorphic to  $\mathbb{S}^n$ . Then the corresponding solution  $\Sigma_t$  of the inverse curvature flow (14) develops a singularity (which might be a self-intersection) by the time*

$$T = n \log \left( \frac{\sinh(r_+)}{\sinh(r_-)} \right),$$

where  $r_-$  and  $r_+$  are the geodesic in-radius and out-radius of the initial domain  $\Omega_0$ .

#### 4. HYPERSURFACES WITH ONE POINT ON THE ASYMPTOTIC BOUNDARY

In this section we work in the upper half-space model

$$\mathbb{H}^{n+1} = \{(x, y) \in \mathbb{R}^n \times (0, \infty)\},$$

and we keep the notation for the hyperbolic metric and the asymptotic boundary introduced in the preliminaries. Recall that in this model, totally geodesic hyperplanes are either vertical Euclidean hyperplanes, or Euclidean hemispheres whose boundary lies in  $\{y = 0\}$  and which meet  $\{y = 0\}$  orthogonally. The corresponding reflections are given by Euclidean reflections across vertical hyperplanes and Euclidean inversions across hemispheres orthogonal to  $\{y = 0\}$ .

**4.1. Admissible foliations (non-compact case).** For each  $x \in \mathbb{R}^n$  we consider the vertical geodesic

$$\gamma_x(s) = (x, s), \quad s > 0,$$

and the associated foliation of  $\mathbb{H}^{n+1}$  by totally geodesic hyperplanes orthogonal to  $\gamma_x$ . Concretely, for  $s > 0$ , we set

$$P_x(s) = \left\{ p \in \mathbb{H}^{n+1} : |p - (x, 0)| = s \right\},$$

which is a Euclidean half-sphere, centered at  $p$ , and orthogonal to  $\{y = 0\}$ , and we denote by  $\mathcal{R}_{x,s} \in \text{Iso}(\mathbb{H}^{n+1})$  the reflection across the hyperplane  $P_x(s)$ . We also introduce the associated half-spaces

$$(18) \quad \begin{aligned} H_+(x, s) &= \{p \in \mathbb{H}^{n+1} : |p - (x, 0)| < s\}, \\ H_-(x, s) &= \{p \in \mathbb{H}^{n+1} : |p - (x, 0)| > s\}. \end{aligned}$$

**4.2. Optimal admissible values (non-compact case).** Using the admissible foliations defined in subsection 4.1, we extend the notion of the optimal admissible value  $\bar{s}$  (retaining the notation from the compact case) to properly embedded hypersurfaces with  $\partial_\infty \Sigma = \{\infty\}$ . Throughout this section, all hypersurfaces are assumed to be connected and complete. We will show that, under suitable expanding curvature flows, the evolving hypersurfaces become graphical over appropriate horospheres.

In the halfspace model, horospheres are hyperplanes parallel to the  $x$  axis, and we will denote them by

$$\mathcal{H}(s) := \{y = s\}, \quad s > 0.$$

We will also denote by  $\mathcal{H}^+(s) := \{y > s\}$  and  $\mathcal{H}^-(s) := \{y < s\}$  the mean-convex and the mean-concave side of  $\mathcal{H}(s)$ , respectively.

**Definition 4.1.** Let  $\Sigma_0 \subset \mathbb{H}^{n+1}$  be a properly embedded  $C^2$  hypersurface with  $\partial_\infty \Sigma_0 = \{\infty\}$ . Let  $\Omega_0$  be the open set with boundary  $\partial \Omega_0 = \Sigma_0$  and asymptotic boundary  $\partial_\infty \Omega_0 = \{\infty\}$ . For  $x \in \mathbb{R}^n \times \{0\}$ , we say that  $s_0 > 0$  is admissible in the direction  $x$  if

$$\Sigma_0 \cap H_+(x, s) = \emptyset \text{ or } \mathcal{R}_{x,s}(\Sigma_0 \cap H_+(x, s)) \subset \bar{\Omega}_0 \text{ for all } s \in (0, s_0).$$

The number

$$s_0(x) := \sup \left\{ s_0 > 0 \text{ is admissible in the direction } x \right\}$$

is called the optimal admissible value for  $\Sigma_0$  in the direction of  $x \in \mathbb{R}^n \times \{0\}$ .

We denote the overall optimal admissible value by

$$\bar{s} := \inf\{s_0(x) : x \in \mathbb{R}^n \times \{0\}\}.$$

Note that, in general,  $\bar{s}$  can be zero. Moreover,  $s_0(x)$  may be infinite for some  $x$ . If  $s_0(x) = +\infty$  for every  $x \in \mathbb{R}^n \times \{0\}$ , then  $\Sigma_0$  is automatically a global graph over any horosphere  $H(s)$ .

We consider the curvature flow starting from the hypersurface  $\Sigma_0$  as in Definition 4.1. In particular, we study a one-parameter family  $\{\Sigma_t\}_{t \in [0, T)} \subset \mathbb{H}^{n+1}$  of properly embedded, connected, complete  $C^2$  hypersurfaces satisfying

$$\partial_\infty \Sigma_t = \{\infty\} \quad \text{for all } t \in [0, T),$$

and evolving with normal speed  $F$  in the direction of the inward unit normal  $\eta_t$ . Here, by inward we mean the unit normal pointing towards  $\Omega_t$ , the open set with boundary  $\partial\Omega_t = \Sigma_t$  and asymptotic boundary  $\partial_\infty \Omega_t = \{\infty\}$ .

In the compact setting, viscosity solutions of the flow are obtained via the level-set formulation introduced in Section 3, and the graphical description of the evolving hypersurfaces follows from the Aleksandrov reflection machinery developed there. For non-compact initial data with a single point on the asymptotic boundary, the existence, and especially the uniqueness, of viscosity solutions becomes more delicate.

For this reason, we will *assume* the existence of a viscosity solution with initial set  $\Sigma_0$ ; that is, a proper function  $u$  solving (6) such that

$$\partial_\infty(\partial E_t) = \{\infty\} = \partial_\infty(\partial\Omega_t).$$

Under this assumption, the same reflection arguments yield graphical and containment properties analogous to those in the compact case. In particular, Lemma 3.5, Theorem 3.6, and Proposition 3.7 adapt verbatim to the present setting, yielding Theorem 4.2 below, once we observe the following:

If  $\Sigma \subset \mathbb{H}^{n+1}$  is a properly embedded hypersurface such that  $\partial_\infty \Sigma = \{\infty\}$ , then

$$\partial_\infty \Sigma \cap \partial_\infty P_x(s) = \emptyset \text{ for all } x \in \mathbb{R}^n \text{ and } s \in (0, +\infty);$$

here  $P_x(s)$  is an admissible foliation in the non-compact case. Therefore,  $\Sigma \cap \overline{H_+(x, s)}$  is compact for all  $x \in \mathbb{R}^n$  and  $s \in (0, +\infty)$ . This means that we can start the Aleksandrov reflection method in our situation and, moreover, the first contact point, if there exists, must occur at a finite point (see [12] for details in the CMC case).

We remark that, due to the non compactness, this is entirely new material, even for smooth solutions. Therefore, in the remainder of this section we will focus on smooth solutions. However, we note that the



results can be generalized to viscosity solutions as well, by replacing in the statements  $\Sigma_t$ , with the boundaries of  $\{u < 0\}$  and  $\{u > 0\}$ .

**Theorem 4.2.** *Let  $\Sigma_t \subset \mathbb{H}^{n+1}$ ,  $t \in (0, T)$ , be a family of properly embedded  $C^2$  hypersurfaces with  $\partial_\infty \Sigma_t = \{\infty\}$ , such that  $\Sigma_0$  lies between two horospheres  $\mathcal{H}(s_-)$  and  $\mathcal{H}(s_+)$  and evolves by (5). Then, for every  $x \in \mathbb{R}^n \times \{0\}$  and every  $t \in (0, T)$ , the portion*

$$\Sigma_t \cap H_+(x, \bar{s})$$

*is a  $C^2$ -graph (in exponential coordinates) over  $P_x(\bar{s})$ . Moreover, the gradient of this graph is locally bounded by a constant that is independent of  $t$  and of the particular choice of the curvature speed  $F$ .*

We now refine this description by working directly with the vertical projection onto  $\mathbb{R}^n \times \{0\}$  and exploiting the explicit geometry of the upper half-space model.

**Theorem 4.3.** *For all  $t \in [0, T)$ ,  $\Sigma_t \cap \mathcal{H}^-(\bar{s})$  is a graph over  $\mathbb{R}^n \times \{0\}$ , that is, it is given as*

$$(x, r_t(x)), \quad x \in U \subset \mathbb{R}^n,$$

*for a suitable function  $r_t : U \rightarrow (0, \bar{s})$ , which additionally satisfies the gradient estimate*

$$(19) \quad |\nabla_{\mathbb{R}^n} r_t(x)| \leq \frac{\sqrt{\bar{s}^2 - r_t(x)^2}}{r_t(x)} \quad \text{whenever } r_t(x) < \bar{s}.$$

*Proof.* Fix  $t \in [0, T)$  and let  $p_0 \in \Sigma_t$  be such that

$$r_0 := |p_0 - (x_0, 0)| < \bar{s},$$

where  $x_0 \in \mathbb{R}^n \equiv \mathbb{R}^n \times \{0\}$  is such that the vertical geodesic  $\gamma_{x_0}$  satisfies

$$\gamma_{x_0}(0) = (x_0, 0), \quad \gamma_{x_0}(r_0) = p_0.$$

**Claim A:** For any  $x \in \mathbb{R}^n \times \{0\}$  with  $|x - x_0| < \sqrt{\bar{s}^2 - r_0^2}$  one has  $p_0 \in H_+(x, \bar{s})$ .

*Proof of Claim A.* Indeed, if  $|x - x_0| < \sqrt{\bar{s}^2 - r_0^2}$ , then

$$\begin{aligned} |p_0 - (x, 0)|^2 &= |(x_0, r_0) - (x, 0)|^2 = |x_0 - x|^2 + r_0^2 \\ &< \bar{s}^2 - r_0^2 + r_0^2 = \bar{s}^2, \end{aligned}$$

so  $p_0 \in H_+(x, \bar{s})$  by (18), as claimed (see Figure 5).  $\square$

Since  $\bar{s} \leq s_0(x_0)$ , there exists a neighborhood  $\mathcal{V} \subset \Sigma_t$  of  $p_0$  which is a graph over a neighborhood  $D \subset P_{x_0}(\bar{s})$ . Shrinking  $\mathcal{V}$  if necessary, we

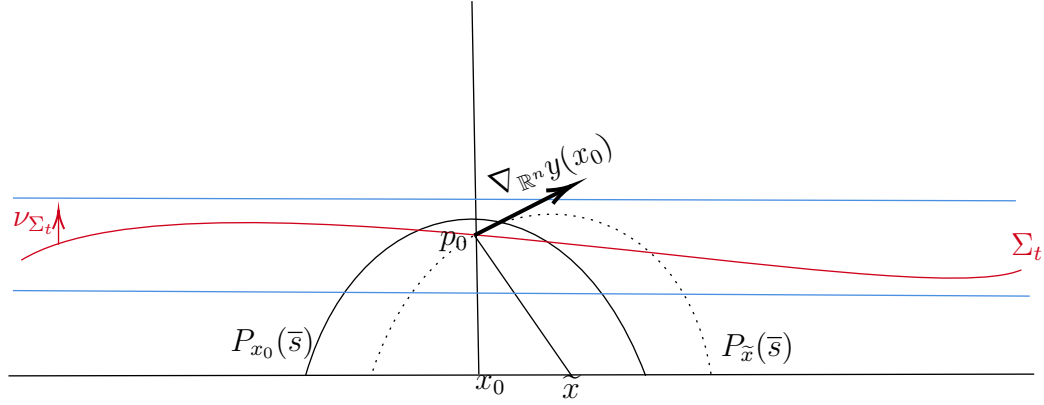


FIGURE 5. Gradient estimate for  $\Sigma_t$  obtained via a totally geodesic comparison hypersurface

may assume that  $\mathcal{V}$  is a graph over a neighborhood  $U(x_0) \subset \mathbb{R}^n \times \{0\}$ , namely

$$\mathcal{V} = \{(x, r_t(x)) : x \in U(x_0)\}$$

for some  $C^2$  function  $r_t : U(x_0) \rightarrow (0, \bar{s})$  with  $r_t(x_0) = r_0$ .

Next we prove the gradient estimate. Let  $\tilde{x} \in \mathbb{R}^n \times \{0\}$  be such that  $|\tilde{x} - x_0| = \sqrt{\bar{s}^2 - r_0^2}$ . Then the boundary of the upper half-space  $P_{\tilde{x}}(\bar{s})$  can be written as a Euclidean graph over  $\mathbb{R}^n \times \{0\}$  of the form

$$y(x) = \sqrt{\bar{s}^2 - |x - \tilde{x}|^2}.$$

A direct computation gives

$$\nabla_{\mathbb{R}^n} y(x) = \frac{x - \tilde{x}}{\sqrt{\bar{s}^2 - |x - \tilde{x}|^2}} = \frac{x - \tilde{x}}{y(x)},$$

and hence

$$|\nabla_{\mathbb{R}^n} y|(x_0) = \frac{|x_0 - \tilde{x}|}{\sqrt{\bar{s}^2 - |x_0 - \tilde{x}|^2}} = \frac{\sqrt{\bar{s}^2 - r_0^2}}{y(x_0)} = \frac{\sqrt{\bar{s}^2 - r_0^2}}{r_0}.$$

Since a neighborhood of  $p_0$  in  $\Sigma_t$  lies inside  $H_+(\tilde{x}, \bar{s})$ , the graph of  $r_t$  over  $U(x_0)$  lies below the graph of  $y$  and is tangent to it at  $x_0$ . Therefore the usual comparison of gradients of tangent graphs yields

$$|\nabla_{\mathbb{R}^n} r_t(x_0)| \leq |\nabla_{\mathbb{R}^n} y(x_0)| = \frac{\sqrt{\bar{s}^2 - r_0^2}}{r_0},$$

which is precisely (19) at the point  $x_0$ . Since  $p_0$  was arbitrary in the region  $\{r_t < \bar{s}\}$ , the estimate holds on the whole set where  $\Sigma_t$  lies below  $\mathcal{H}(\bar{s})$ .  $\square$

**4.3. Inverse curvature flows.** The next result is the horospherical counterpart of Theorems 3.8 and 3.9 in the non-compact setting: it shows that, when the asymptotic boundary reduces to a single point, the evolving hypersurfaces become global graphs over a fixed horosphere with uniform gradient control.

We keep the same structural assumptions on the curvature function  $\mathcal{F}$  as in Section 3.4 (Gerhardt's setting [14]), which in particular include IMCF.

We now show that if the initial hypersurface  $\Sigma_0$  lies between two horospheres, then the evolving hypersurfaces  $\Sigma_t$  remain between two explicitly controlled horospheres for all later times along the flow.

**Theorem 4.4.** *Let  $\{\Sigma_t\}_{t \in [0, \infty)}$  be a solution to the inverse curvature flow (14). Then*

- (i) *If  $\Sigma_0$  lies on the concave side of the horosphere  $\mathcal{H}(s_+)$ ,  $\Sigma_0 \subset \mathcal{H}^-(s_+)$ , then  $\Sigma_t \subset \mathcal{H}^-(s_+(t))$ , where*

$$s_+(t) := s_+ e^{-\frac{t}{n}}, \quad t \geq 0.$$

- (ii) *If  $\Sigma_0$  lies on the convex side of the horosphere  $\mathcal{H}(s_-)$ ,  $\Sigma_0 \subset \mathcal{H}^+(s_-)$ , then  $\Sigma_t \subset \mathcal{H}^+(s_-(t))$ , where*

$$s_-(t) := s_- e^{-\frac{t}{n}} \left( 1 + \sqrt{1 - e^{-\frac{2t}{n}}} \right)^{-1}, \quad t \geq 0.$$

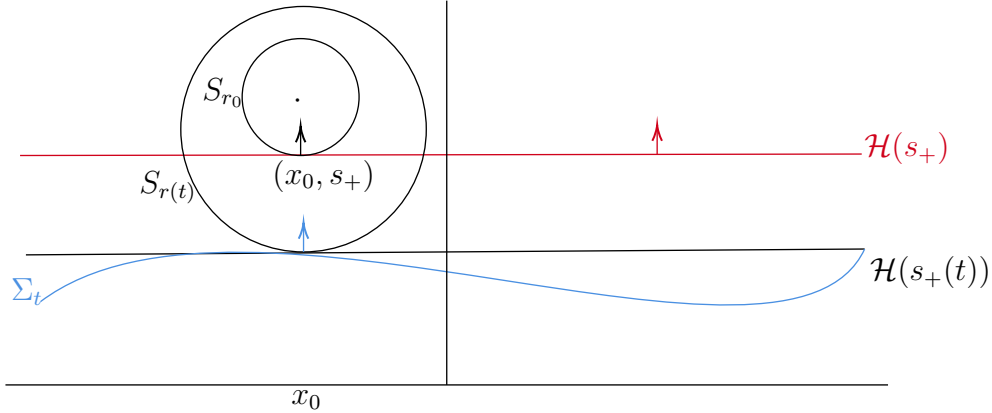


FIGURE 6. Spheres  $S_{r_0}$  tangent to  $\mathcal{H}(s_+)$  serve as a barriers, that force the flow to stay below a horosphere.

*Proof.* Recall that any horosphere is umbilic with principal curvatures equal to 1. Therefore, the evolution of any horosphere  $\mathcal{H}(s(0)) = \{y =$

$s(0)\}$  under the inverse curvature flow (14), is given by the family of horosphere  $\{\mathcal{H}(s(t))\}_{t \in [0, \infty)}$ , where

$$s(t) = s(0)e^{-\frac{t}{n}}, \quad t \geq 0.$$

Since our solution is non-compact, evolving horospheres (which are themselves non-compact) cannot be used directly as barriers, as the avoidance principle does not apply to two non-compact solutions. Instead, we proceed as follows. As upper barriers, we use geodesic spheres tangent to the horosphere  $\mathcal{H}(s_+)$  with arbitrarily large radius (see Figure 6); as lower barriers, we use equidistant hypersurfaces tangent to the lower horosphere  $\mathcal{H}(s_-)$  (see Figure 7).

We first prove (i). Fix any point  $(x_0, s_+) \in \mathcal{H}(s_+)$  and consider a geodesic sphere  $S_{r_0}$  of radius  $r_0 > 0$  tangent to  $\mathcal{H}(s_+)$  at  $(x_0, s_+)$  and contained in  $\overline{\mathcal{H}}^-(s_+)$ , as in Figure 6. Recall by (16), that the evolution of  $S_{r_0}$  under (14) is given by the family of geodesic spheres  $\{S_{r(t)}\}_{t \in [0, \infty)}$  with radii satisfying

$$\sinh r(t) = e^{\frac{t}{n}} \sinh r_0.$$

Since  $\Sigma_0 \cap S_{r_0} = \emptyset$  initially, the avoidance principle for (14) implies that  $\Sigma_t$  and  $S_{r(t)}$  remain disjoint and since  $x_0$  is arbitrary, we obtain  $\Sigma_t \subset \mathcal{H}^-(s_+(t))$ , where

$$s_+(t) = s_+ e^{r_0 - r(t)}.$$

Since the above is true for any  $r_0 > 0$ , the result follows after observing that  $e^{r_0 - r(t)} \xrightarrow{r_0 \rightarrow \infty} e^{-\frac{t}{n}}$ .

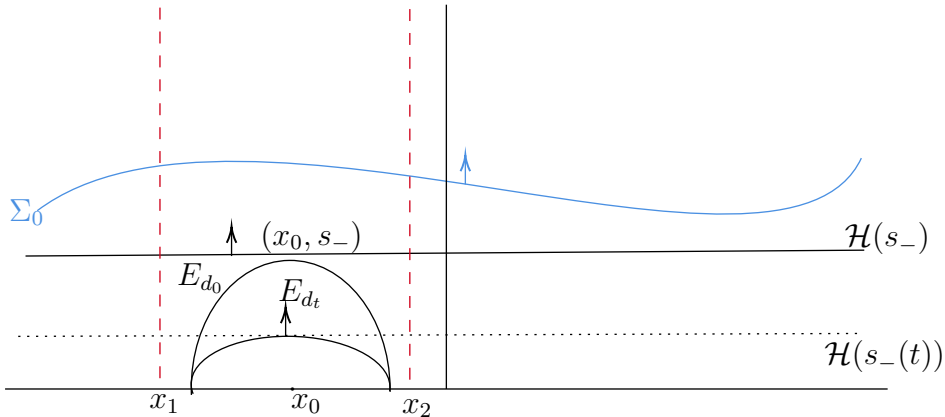


FIGURE 7. Equidistant hypersurface  $E_{d_0}$  in  $\mathcal{H}^+(s_-)$  serve as barriers that force the flow to stay above a horosphere.

We next prove (ii). Fix a point  $(x_0, s_-) \in \mathcal{H}(s_-)$  and consider an equidistant hypersurface  $E_{d_0}$  at (signed) distance  $d_0 > 0$  from a totally geodesic hyperplane which is tangent to  $\mathcal{H}(s_-)$  at  $(x_0, s_-)$ , and contained in  $\overline{\mathcal{H}}^+(s_-)$ , as in Figure 7. The evolution of  $E_{d_0}$  under the inverse curvature flow (14), is given by the family of equidistant hypersurfaces  $E_{d(t)}$ , where

$$(20) \quad \cosh d(t) = e^{\frac{t}{n}} \cosh d_0.$$

We can now apply the avoidance principle between the evolution of the equidistant hypersurfaces and our solution, which, as in case (i), yields  $\Sigma_t \subset \mathcal{H}^+(s_-(t))$ , where

$$s_-(t) = s_- e^{-d(t)}.$$

Note that even though both are evolutions of non compact surfaces the avoidance principle is still applicable as the ends of the two solutions are far apart. To make this more clear, one can consider for example restricting to a vertical strip

$$V(x_1, x_2) = \{x_1 < x < x_2\} \times (0, \infty)$$

containing  $E_{d_0}$ , so that  $\Sigma'_t := \Sigma_t \cap V(x_1, x_2)$  is compact. Since  $\Sigma'_0 \cap E_{d_0} = \emptyset$  and  $\partial \Sigma_t = \Sigma_t \cap \partial V(x_1, x_2)$  which is disjoint from  $E_{d(t)}$ , the avoidance principle yields that  $\Sigma'_t$  stays disjoint from  $E_{d(t)}$  and hence so does  $\Sigma_t$ .

Since the above is true for any  $d_0 > 0$ , the result follows after observing that

$$e^{-d(t)} \xrightarrow{d_0 \rightarrow 0} e^{-\frac{t}{n}} \left(1 + \sqrt{1 - e^{-\frac{2t}{n}}}\right)^{-1} \geq \frac{1}{2} e^{-\frac{t}{n}}.$$

□

Combining (i) of Theorem 4.4 with Theorem 4.3, we see that for all times

$$t \geq T := n \log \frac{s_+}{\bar{s}}$$

the hypersurfaces  $\Sigma_t$  are global graphs over the horosphere  $H(\bar{s})$ .

Moreover, Theorem 4.4 and Proposition 4.4 we see that, for large times,  $\Sigma_t$  remains trapped between two parallel horospheres and is a global graph over  $H(\bar{s})$ . Specialising to the inverse mean curvature flow and invoking Theorem 1 in [1], we obtain:

**Theorem 4.5** (Non-compact IMCF with one point at infinity). *Let  $\Sigma_t$  be a smooth solution of the inverse mean curvature flow in  $\mathbb{H}^{n+1}$  with initial hypersurface  $\Sigma_0$  lying between two horospheres. Then the flow exists for all time  $t \in [0, \infty)$  and the solution  $\Sigma_t$  converges asymptotically to a horosphere.*

**Acknowledgements.** José M. Espinar is partially supported by the Spanish MIC Grant PID2024-160586NB-I00, and the “Maria de Maeztu” Excellence Unit IMAG, reference CEX2020-001105-M, funded by MCINN/AEI/10.13039/501100011033/CEX2020-001105-M.

TB and AM were supported by the grant NSF 2405007.

## REFERENCES

- [1] ALLEN, B. Ode maximum principle at infinity and non-compact solutions of imcf in hyperbolic space, 2018.
- [2] ANDREWS, B., CHEN, X., AND WEI, Y. Volume preserving flow and Alexandrov–Fenchel type inequalities in hyperbolic space. *Journal of the European Mathematical Society* 23, 7 (2021), 2467–2509.
- [3] ANDREWS, B., AND WEI, Y. Quermassintegral preserving curvature flow in hyperbolic space. *Geometric and Functional Analysis* 28, 5 (2018), 1183–1208.
- [4] BOURNI, T., LANGFORD, M., AND TINAGLIA, G. Convex ancient solutions to curve shortening flow. *Calculus of Variations and Partial Differential Equations* 59, 4 (2020), Article 133.
- [5] BOURNI, T., LANGFORD, M., AND TINAGLIA, G. Collapsing ancient solutions of mean curvature flow. *Journal of Differential Geometry* 119, 2 (2021), 187–219.
- [6] BRENDLE, S., HUNG, P.-K., AND WANG, M.-T. A Minkowski inequality for hypersurfaces in the anti-de Sitter–Schwarzschild manifold. *Communications on Pure and Applied Mathematics* 69, 1 (2016), 124–144.
- [7] CECIL, T. E., AND RYAN, P. J. *Geometry of Hypersurfaces*, reprint of the 1985 edition ed. Classics in Mathematics. Springer, 2015.
- [8] CHEN, Y. G., GIGA, Y., AND GOTO, S. Uniqueness and existence of viscosity solutions of generalized mean curvature flow equations. *Journal of Differential Geometry* 33, 3 (1991), 749–786.
- [9] CHOW, B. Aleksandrov reflection for extrinsic geometric flows of euclidean hypersurfaces. *Advanced Nonlinear Studies* 23, 1 (2023), Paper No. 20220034.
- [10] CHOW, B., AND GULLIVER, R. Aleksandrov reflection and geometric evolution of hypersurfaces. *Communications in Analysis and Geometry* 9 (04 2001), 261–280.
- [11] DE LIMA, L. L., AND GIRÃO, F. An Alexandrov–Fenchel-type inequality in hyperbolic space with an application to a Penrose inequality. *Annales Henri Poincaré* 17, 4 (2016), 979–1002.
- [12] DO CARMO, M. P., AND LAWSON, H. BLAINE, J. On Alexandrov–Bernstein theorems in hyperbolic space. *Duke Mathematical Journal* 50 (1983), 995–1003.
- [13] EVANS, L. C., AND SPRUCK, J. Motion of level sets by mean curvature. i. *Journal of Differential Geometry* 33, 3 (1991), 635–681.
- [14] GERHARDT, C. Inverse curvature flows in hyperbolic space. *Journal of Differential Geometry* 89, 3 (2011), 487–527.
- [15] HARVIE, B. On weak inverse mean curvature flow and minkowski-type inequalities in hyperbolic space. *Preprint* (2024).

- [16] HU, Y., LI, Y., AND WEI, G. Locally constrained curvature flows and geometric inequalities in hyperbolic space. *Mathematische Annalen* 382, 3-4 (2022), 1425–1474.
- [17] HUISKEN, G., AND ILMANEN, T. The inverse mean curvature flow and the Riemannian Penrose inequality. *Journal of Differential Geometry* 59, 3 (2001), 353–437.
- [18] HUNG, P.-K., AND WANG, M.-T. Inverse mean curvature flows in the hyperbolic 3-space revisited. *Calculus of Variations and Partial Differential Equations* 54, 1 (2015), 119–126.
- [19] LI, H., AND WEI, Y. On inverse mean curvature flow in Schwarzschild space and Kottler space. *Calculus of Variations and Partial Differential Equations* 56, 3 (2017).

DEPARTMENT OF MATHEMATICS, UNIVERSITY OF TENNESSEE KNOXVILLE,  
KNOXVILLE TN, 37996-1320

*Email address:* `tbourni@utk.edu`

DEPARTAMENTO DE GEOMETRÍA Y TOPOLOGÍA & IMAG, UNIVERSITY OF  
GRANADA, SPAIN, 18071

*Email address:* `jespinar@ugr.es`

DEPARTMENT OF MATHEMATICS, UNIVERSITY OF TENNESSEE KNOXVILLE,  
KNOXVILLE TN, 37996-1320

*Email address:* `amishra5@vols.utk.edu`