

A RESISTANCE INVARIANT OF SPECIAL ALTERNATING LINKS

MICHAŁ JABŁONOWSKI

ABSTRACT. We introduce a new numerical invariant for special, reduced, alternating diagrams of oriented knots and links, defined in terms of the Laplacian matrix of the associated Tait graph. For a special alternating diagram, the Laplacian encodes both the combinatorics of the checkerboard graph and the crossing signs. While its spectrum depends on the chosen diagram, we show that a specific quadratic trace expression involving the Laplacian and its Moore–Penrose pseudoinverse is invariant under flype moves.

The invariant admits an interpretation in terms of total effective resistance of the associated weighted graph viewed as an electrical network. Explicit computations for pairs of flype-related diagrams demonstrate that, although the Laplacian characteristic polynomials differ, the invariant FP coincides. Values for several prime alternating knots are provided.

1. INTRODUCTION

Alternating link diagrams occupy a central position in knot theory because their combinatorics is unusually rigid: diagrammatic data often controls classical invariants, and local moves can be globally constrained. In particular, the flying theorem implies that reduced alternating diagrams of the same oriented link are related by a sequence of flypes, a fact that makes “flype invariance” the natural target when defining new diagrammatic invariants.

Our construction lives in the special alternating setting. Briefly, a special diagram is one in which the Seifert circles from Seifert’s algorithm bound disks that are not nested; this hypothesis is standard when one wants a clean interface between an oriented diagram and a checkerboard spanning surface.

Given a checkerboard shading of a connected link diagram, one obtains associated checkerboard graphs (often called Tait graphs) by placing vertices in regions and edges at crossings. These graphs and their planar duality encode substantial information, and they are a familiar bridge between knot theory and graph polynomials.

Our invariant FP is not “just spectral”. A flype changes the local placement of crossings inside a tangle; on the graph side, it alters Tait graphs by a local transformation that need not preserve the Laplacian up to conjugation. Consequently, the Laplacian characteristic polynomial (and hence the multiset of eigenvalues) can genuinely vary between flype-related diagrams.

Date: February 13, 2026.

2020 Mathematics Subject Classification. 57K10 (primary), 05C50 (secondary).

2. DEFINITIONS

A *diagram* D of a (non-trivial) knot or link KL is a generic projection of the knot or link in the plane, a regular 4-valent graph, with extra information at each vertex indicating which arc of the link passes over the other. Moreover, it is *alternating* when traveling around each link component on a diagram, we pass crossing in alternate type fashion (i.e., if one passes an over/under-crossing, the next crossing will be an under/over-crossing, see [10] for a recent survey).

A knot or link diagram is a *reduced diagram* if it is a diagram without *nugatory crossings*, i.e., a crossing whose neighborhood looks like the one in Figure 1, that can be removed without changing the knot type, and it cannot be separated by any circle in the plane of projection (i.e. the diagram as projection has one connected component).

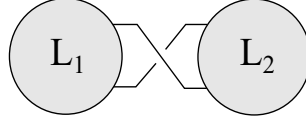


FIGURE 1. A nugatory crossing.

By a *region* of a reduced diagram D of a link KL we mean a face of the underlying projection of the link. The diagram can be checkerboard-shaded so that every edge separates a shaded region (black region) from an unshaded one (white region).

A standard operation of smoothing crossings of an oriented D , results in a collection of Seifert disks, possibly nested, in the plane that can be rejoined by half-twisted bands of D to produce a Seifert surface for a link KL . The diagram D is called *special* if the Seifert disks are not nested, see [14]. Any diagram D can be deformed to a special diagram [2]. From now on, we always assume this condition on a knot or link diagram and that the shaded regions correspond to the Seifert surface.

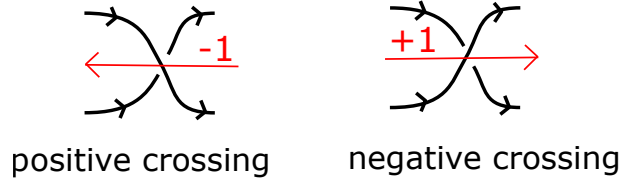


FIGURE 2. The convention for positive and negative crossings.

We consider a graph $\Gamma(D)$ associated with an oriented diagram D as the Tait graph for unshaded checkerboard regions of D . The graph $\Gamma(D)$ has vertices corresponding to the unshaded regions of D , and an oriented edge between two vertices for every crossing at which the corresponding regions meet.

On each edge e of the graph $\Gamma(D)$, we assign its weight $wg(e)$ as -1 when the corresponding crossing is a positive, and $+1$ if it is a negative crossing. See Figure 2 for the convention of the orientation of an edge and its weight (marked in red).

The Laplacian matrix $L(\Gamma)$ of a directed graph Γ is the square matrix indexed by the vertex set of Γ with diagonal entries equal to the weighted out-degree of the vertex v_i , i.e., the sum of weights of edges with initial vertex v_i , and non-diagonal entries $L(\Gamma)_{i,j}$ equal to -1 times the sum of the weights of edges from v_i to v_j .

The Alexander polynomial of a knot or link KL can be calculated from the Laplacian matrix (of size $n \times n$) corresponding to the special diagram of KL as follows. Deleting one row and column, corresponding to the same vertex, yields a matrix that serves as a Seifert matrix S for the link KL [14]. Then the Alexander polynomial $\Delta_{KL}(t) = \det(S - tS^T)$. If the link KL is alternating, then we know that the maximal degree of $\Delta_{KL}(t)$ equals the canonical genus of KL , we always have $\text{rank}(L) = n - 1$ for the case of special alternating diagrams, see [13].

Because two reduced alternating diagrams for a link KL have the same number of crossings, n (the number of unshaded regions) in a special alternating diagram is also an invariant of KL . We can conclude that $\text{rank}(L) = \text{trace}(LL^+)$ is a known invariant for special alternating knots and links.

Let us define the new 'resistance' invariant.

Definition 2.1. For a special, reduced, alternating diagram D , define

$$FP(D) = \text{trace}(L^T L^+),$$

where $L = (L(\Gamma(D)))$ and L^+ is the Moore–Penrose pseudoinverse of L .

We have the main theorem of this paper, as follows.

Theorem 2.2. For special, reduced, alternating diagrams D_1, D_2 of the same oriented knot or link KL , we have $FP(D_1) = FP(D_2)$.

Remark 2.3. The name 'resistance' for the invariant FP comes from the fact that $FP(D) = \frac{\omega}{2} \sum_e r(e)$, where ω is the weight of any edge in the graph $\Gamma(D)$, and $r(e)$ is the resistance of the edge of the graph $\Gamma(D)$ interpreted as a electric circuit, as will be explained in the proof of Theorem 2.2.

If we take the Laplacian matrix L without transpose in the formula for FP then our invariant trivializes, as $\text{trace}(LL^+) = \text{rank}(L)$.

3. EXAMPLES

In Figures 3–4 we show diagrams $8a2A$ and $8a2B$ of a knot $K8a2$, together with their oriented Tait graphs (in red), and resistance of their edges (in blue). The Laplacians for the graphs are as follows.

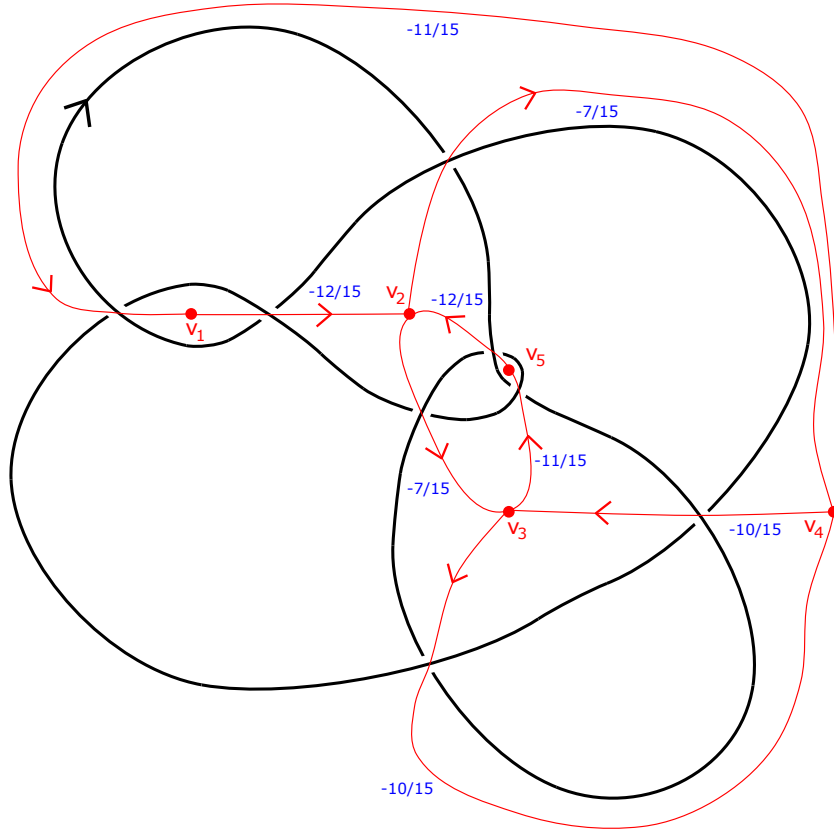


FIGURE 3. The diagram 8a2A .

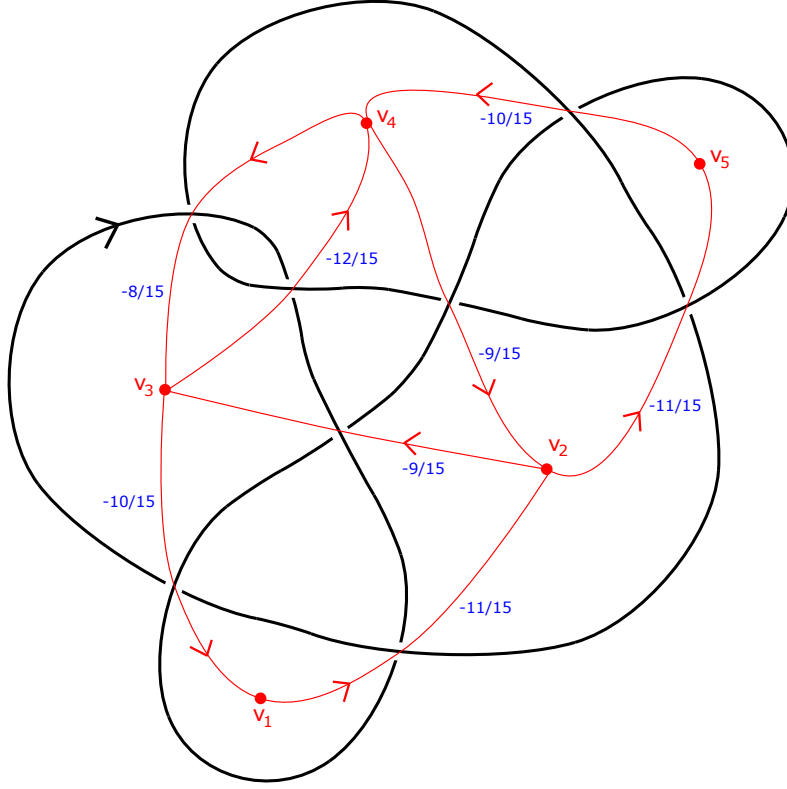
$$L(\Gamma(8a2A)) = \begin{pmatrix} -1 & 1 & 0 & 0 & 0 \\ 0 & -2 & 1 & 1 & 0 \\ 0 & 0 & -2 & 1 & 1 \\ 1 & 0 & 1 & -2 & 0 \\ 0 & 1 & 0 & 0 & -1 \end{pmatrix}$$

$$L(\Gamma(8a2B)) = \begin{pmatrix} -1 & 1 & 0 & 0 & 0 \\ 0 & -2 & 1 & 0 & 1 \\ 1 & 0 & -2 & 1 & 0 \\ 0 & 1 & 1 & -2 & 0 \\ 0 & 0 & 0 & 1 & -1 \end{pmatrix}$$

The characteristic polynomials of the Laplacians are as follows.

$$\chi(L(\Gamma(8a2A))) = -\lambda^5 - 8\lambda^4 - 24\lambda^3 - 32\lambda^2 - 15\lambda$$

$$\chi(L(\Gamma(8a2B))) = -\lambda^5 - 8\lambda^4 - 24\lambda^3 - 31\lambda^2 - 15\lambda$$

FIGURE 4. The diagram $8a2B$.

We see that the polynomials are not the same (different by 1 coefficient of λ^2), so the set of eigenvectors for $L(\Gamma(D))$ alone cannot be an invariant of the link with a special alternating diagram D . Let us calculate the invariant FP for these diagrams.

$$FP(8a2A) = \frac{1}{75} \text{tr} \left(\begin{pmatrix} -1 & 1 & 0 & 0 & 0 \\ 0 & -2 & 1 & 1 & 0 \\ 0 & 0 & -2 & 1 & 1 \\ 1 & 0 & 1 & -2 & 0 \\ 0 & 1 & 0 & 0 & -1 \end{pmatrix}^T \begin{pmatrix} -48 & -3 & 12 & 12 & 27 \\ 12 & -18 & -3 & -3 & 12 \\ 17 & 12 & -23 & 2 & -8 \\ -8 & 12 & 2 & -23 & 17 \\ 27 & -3 & 12 & 12 & -48 \end{pmatrix} \right) = \frac{8}{3}$$

$$FP(8a2B) = \frac{1}{75} \text{tr} \left(\begin{pmatrix} -1 & 1 & 0 & 0 & 0 \\ 0 & -2 & 1 & 0 & 1 \\ 1 & 0 & -2 & 1 & 0 \\ 0 & 1 & 1 & -2 & 0 \\ 0 & 0 & 0 & 1 & -1 \end{pmatrix}^T \begin{pmatrix} -44 & -4 & 16 & 21 & 11 \\ 16 & -19 & 1 & 6 & -4 \\ -9 & 6 & -24 & 6 & 21 \\ 11 & 1 & -4 & -24 & 16 \\ 26 & 16 & 11 & -9 & -44 \end{pmatrix} \right) = \frac{8}{3}$$

Table 1 lists the values of $FP(K)$ for some prime knots (special, alternating prime knots with crossing number up to 11). These values were computed using SageMath [3].

4. PROOF

Proof of Theorem 2.2. We use the theorem known as Tait's Flype Conjecture, which states that if D_1 and D_2 are reduced alternating diagrams, then D_2 can be obtained from D_1 by a sequence of flype-moves (a local move on a knot diagram that involves flipping a part of the diagram, see Figure 5) if and only if D_1 and D_2 represent the same link. This conjecture has been proven true by Menasco and Thistlethwaite [11, 12].

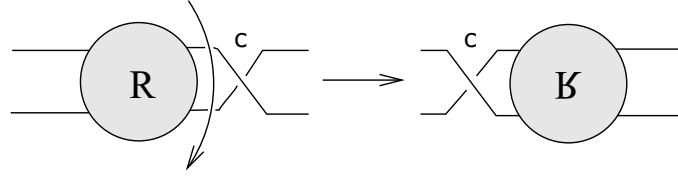


FIGURE 5. A flype-move on the tangle R moves the crossing c from one side of R to the other, while rotating R by 180° around the horizontal axis.

Let us fix an alternating, reduced, special diagram D , its oriented Tait graph Γ , and a Laplacian matrix L from this graph.

Following [7, 8] consider the general situation in Figure 6. Let us name the reduced alternating diagram before the flype as D and after the flype as D_2 .

The diagrams can be checkerboard-colored, resulting in two types of regions (black and white). Notice that the black and white corresponding regions before and after the flype-move preserve their color.

We will show that the total resistance of edges in the graph treated as an electrical circuit does not change by applying a flype move. Then we will show that $FP(D) = \frac{\omega}{2} \sum_e r(e)$, where ω is the weight of any edge in the graph. For a special alternating diagram (one in which all crossings have the same sign), the induced edge weights on the directed Tait graph are all equal to a common constant $\omega \in \{-1, +1\}$, see [15].

In [6] it is shown that the resistance $r(e)$ does not change after knot isotopy (i.e., after performing the Reidemeister moves to the diagram) provided that the two regions that are the ends of the edge e do not change after the isotopy.

The whole sub-graph Γ_R containing the R can be replaced by a single equivalent resistance connected in parallel in Case I and in series in Case II from the Figure 5. That means the edges in the diagram D that do not intersect the R tangle region, or are fully inside the region in Figure 5 do not change their resistance. We observe that the flype acts as a dualizing transformation on the electrical network. Specifically,

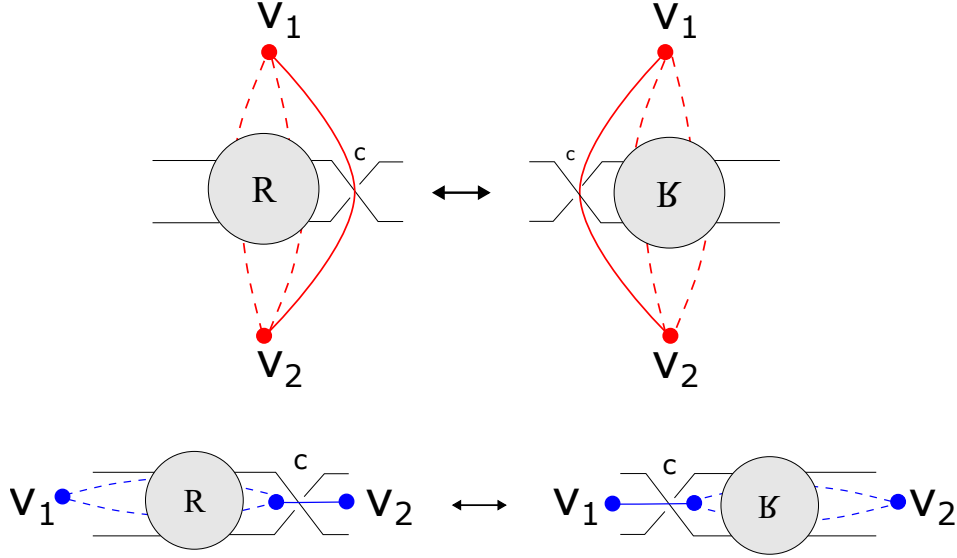


FIGURE 6. The general situation on graphs in flype-moves. Case I and II.

a flype on a special alternating diagram corresponds to a planar rotation or reflection of the subgraph Γ_R representing the tangle. In an electrical network, the total resistance of a planar network is preserved under such "Whitney flips" or "dual rotations" because the effective resistance between two points is a function of the network topology, and flype preserves the set of paths and cuts between the entry and exit points of the tangle. See also [5].

Therefore, let us consider only the edges that intersect both the tangle region R and the crossing outside this region. Specifically such an edge have exactly one of its vertex in the set $\{v_1, v_2\}$, see Figure 5 and the other vertex inside the tangle R .

The vertices of your graph can be partitioned into V_{ext} (vertices outside the tangle and on its boundary) and V_{int} (vertices strictly inside the tangle R). The Laplacian L can be written in block form:

$$L = \begin{pmatrix} L_{ext} & L_{bridge} \\ L_{bridge}^T & L_{int} \end{pmatrix}$$

The effective resistances between any two boundary vertices are determined by the Schur complement (see [4]).

In a flype, the internal structure of the tangle R (represented by L_{int}) is rotated or flipped. For special alternating diagrams, this operation is a graph isomorphism for the internal sub-graph. The "bridging" edges, those with one vertex in $\{v_1, v_2\}$ and the other in R simply get permuted or re-indexed during the flype.

Let us consider the edges that intersect the tangle region R . Specifically, let $V_R \subset V$ be the set of vertices corresponding to regions inside the tangle, and $\{v_1, v_2\}$ be the vertices corresponding to the regions adjacent to the flyping crossing c . By applying a Schur complement to the Laplacian matrix, we can reduce the tangle R to an equivalent network consisting of edges between its boundary vertices. Since a flype on a special alternating diagram corresponds to a 180° rotation of the tangle, the equivalent resistance matrix of the tangle is preserved up to a permutation of the boundary indices. Because the flype essentially moves the crossing c from one side of this equivalent network to the other, the total resistance sum remains unchanged. This is a consequence of the Series-Parallel Law for electrical networks: in a special alternating diagram, the crossing c and the tangle R are arranged such that their equivalent total resistance is additive (in series) or reciprocal-additive (in parallel) relative to the rest of the link. Since the flype preserves the global connectivity and the weights ω are constant, the sum $\sum r(e)$ is invariant.

Let us define the resistance matrix $R = [r_{i,j}]$, where $r_{i,j}$ is the resistance between vertices v_i and v_j in a graph Γ . The resistance of an edge is the resistance (distance) between its end vertices, see [9]. The Laplacian for a special alternating link is balanced directed graph (equal weighted in/out degree at each vertex), this follows from that all crossings have the same sign, and all regions of the same color have the same corner structure when traveling around the region boundary, see [10]. We have $r_{i,j} = l_{i,i}^+ + l_{j,j}^+ - 2l_{i,j}^+$, see [1], where $l_{i,j}^+$ is a i, j -element of the matrix L^+ being the pseudoinverse for the Laplacian $L(\Gamma)$.

We relate $\text{tr}(L^T R)$ to the sum of edge resistances. Let $R = [r_{i,j}]$ be the resistance matrix, where

$$r_{ij} = (L^+)_{ii} + (L^+)_{jj} - 2(L^+)_{ij}.$$

Let $d = \text{diag}(L^+)$ and $\mathbf{1}$ be the all-ones vector. Then

$$R = d\mathbf{1}^T + \mathbf{1}d^T - 2L^+.$$

Since the Laplacian satisfies $L\mathbf{1} = \mathbf{0}$ and $L^T\mathbf{1} = \mathbf{0}$, cyclicity of the trace gives

$$\text{tr}(L^T d\mathbf{1}^T) = \text{tr}(\mathbf{1}^T L^T d) = 0, \quad \text{tr}(L^T \mathbf{1}d^T) = \text{tr}(d^T L^T \mathbf{1}) = 0.$$

Hence

$$\text{tr}(L^T R) = -2 \text{tr}(L^T L^+) = -2 FP(D).$$

On the other hand, since $r_{ii} = 0$,

$$\text{tr}(L^T R) = \sum_{i,j} L_{ij} r_{ij} = \sum_{i \neq j} L_{ij} r_{ij}.$$

If all edge weights of $\Gamma(D)$ are equal to a constant $\omega \in \{\pm 1\}$ (which holds for special alternating diagrams), and m_{ij} denotes the number of directed edges from v_i to v_j ,

then for $i \neq j$ we have $L_{ij} = -\omega m_{ij}$. Therefore

$$\text{tr}(L^T R) = -\omega \sum_{i \neq j} m_{ij} r_{ij} = -\omega \sum_e r(e),$$

where the sum is over all directed edges of $\Gamma(D)$.

Combining the two formulas yields

$$FP(D) = \frac{\omega}{2} \sum_e r(e).$$

□

TABLE 1. Knots and the FP invariant value

| $FP(K)$ | DT names of prime knots K |
|---------|--|
| 1 | 3a1, 5a2, 7a7, 9a41, 11a367 |
| 3/2 | 5a1, 7a5, 9a38, 11a364 |
| 5/3 | 7a4, 9a35, 11a358 |
| 7/4 | 7a6, 9a27, 11a342 |
| 2 | 7a3, 9a23, 9a33, 9a39, 11a234, 11a355, 11a334, 11a365 |
| 9/4 | 9a34, 11a336 |
| 7/3 | 9a26, 11a242, 11a339, 11a360 |
| 5/2 | 9a24, 9a25, 11a235, 11a246, 11a335, 11a356, 11a240, 11a338, 11a366, 11a341 |
| 8/3 | 8a2, 10a13, 11a238 |
| 11/4 | 9a16, 11a337, 11a340, 11a191, 11a357 |
| 14/5 | 9a30, 10a51 |
| 3 | 10a8, 10a9, 10a14, 10a40, 10a45, 11a186, 11a241, 11a236, 11a245, 11a263, 11a192, 11a299, 11a95, 11a200, 11a320, 11a319, 11a353 |
| 16/5 | 11a292, 11a298, 11a318 |
| 13/4 | 10a102, 11a94 |
| 17/5 | 11a244, 11a227 |
| 18/5 | 11a124 |

REFERENCES

- [1] R. Balaji, R.B. Bapat, and S. Goel, Resistance matrices of balanced directed graphs, *Linear and Multilinear Algebra*, 70(5) (2020), 787–808.
- [2] G. Burde and H. Zieschang, *Knots*, Walter de Gruyter. Second Revised and Extended Edition (2003).
- [3] Developers, The Sage, *Sagemath, the Sage Mathematics Software System (Version 10.6)*, (2026), <https://www.sagemath.org>

- [4] F. Dörfler and F. Bullo, Kron reduction of graphs with applications to electrical networks, *IEEE Trans. Circuits Syst. I* 60 (2013), 150–163.
- [5] R.M. Foster, The average impedance of an electrical network, *Contributions to Applied Mechanics* (Reissner Anniversary Volume) 333 (1949), 333–340.
- [6] J.R. Goldman and L.H. Kauffman, Knots, tangles, and electrical networks, *Adv. in Appl. Math.* 14 (1993), no. 3, 267–306.
- [7] M. Jablonowski, A polynomial pair invariant of alternating knots and links, *J. Knot Theory Ramifications*, Vol. 33 (2024) 2450048.
- [8] M. Jablonowski, CWR sequence of invariants of alternating links and its properties, *J. Knot Theory Ramifications*, Vol. 33 (2024) 2450052.
- [9] D.J. Klein and M. Randić, Resistance Distance, *J. Math. Chem* 12 (1993), 81–95.
- [10] W. Menasco, Alternating Knots, In *Encyclopedia knot theory*, CRC Press (2021) 167–178.
- [11] W. Menasco and M.B. Thistlethwaite, The Tait flyping conjecture, *Bull. Amer. Math. Soc.* (1991), 403–412.
- [12] W. Menasco and M.B. Thistlethwaite, The classification of alternating links, *Annals of Mathematics* (1993), 113–171.
- [13] K. Murasugi and A. Stoimenow, The Alexander polynomial of planar even valence graphs, *Advances in Applied Mathematics* 31.2 (2003), 440–462.
- [14] D.S. Silver and S.G. Williams, Knot invariants from Laplacian matrices, *J. Knot Theory Ramifications* 28 (2019), 1950058.
- [15] A. Stoimenow, On polynomials and surfaces of variously positive links, *J. Eur. Math. Soc. (JEMS)* 7 (2005), 477–509.

INSTITUTE OF MATHEMATICS, FACULTY OF MATHEMATICS, PHYSICS AND INFORMATICS,
UNIVERSITY OF GDAŃSK, 80-308 GDAŃSK, POLAND
Email address: `michal.jablonowski@ug.edu.pl`