

LLM-Enhanced Rumor Detection via Virtual Node Induced Edge Prediction

Jiran Tao¹, Cheng Wang², and Binyan Jiang¹

¹Department of Data Science and Artificial Intelligence, Hong Kong Polytechnic University, Hung Hom, Kowloon, Hong Kong, 22117758r@connect.polyu.hk by.jiang@polyu.edu.hk

²School of Mathematical Sciences, Shanghai Jiao Tong University, Shanghai, China, chengwang@sjtu.edu.cn

Abstract

The proliferation of rumors on social networks undermines information credibility. While their dissemination forms complex networks, current detection methods struggle to capture these intricate propagation patterns. Representing each node solely through its textual embeddings neglects the textual coherence across the entire rumor propagation path, which compromises the accuracy of rumor identification on social platforms. We propose a novel framework that leverages Large Language Models (LLMs) to address these limitations. Our approach captures subtle rumor signals by employing LLMs to analyze information subchains, assign rumor probabilities and intelligently construct connections to virtual nodes. This enables the modification of the original graph structure, which is a critical advancement for capturing subtle rumor signals. Given the inherent limitations of LLMs in rumor identification, we develop a structured prompt framework to mitigate model biases and ensure robust graph learning performance. Additionally, the proposed framework is model-agnostic, meaning it is not constrained to any specific graph learning algorithm or LLMs. Its plug-and-play nature allows for seamless integration with further fine-tuned LLMs and graph techniques in the future, potentially enhancing predictive performance without modifying original algorithms.

1 Introduction

While social media’s rapid expansion has revolutionized information sharing, it has simultaneously accelerated the spread of rumors, threatening information credibility and societal stability (Ziari and Charkari, 2025). Detecting rumors in social networks is a critical yet challenging task, as rumors typically propagate downward along tree-like graph structures over time, with nodes (representing users or posts) and edges (indicating interactions such as replies or retweets) reflecting the flow of information. This temporal nature, combined with the semantic complexity of textual data, requires modeling approaches that can effectively capture structural patterns, temporal evolution, and deep semantic content.

Traditional rumor detection methods, while achieving some success, are constrained by notable limitations. Early machine learning approaches that rely on hand-crafted features struggle to adapt to the diversity and noise inherent in social media data (Zubiaga et al., 2018). Similarly, conventional Graph Neural Networks (GNNs), which are primarily designed to model local graph structures, frequently prove inadequate in capturing the subtle rumor propagation pathways and diffusion patterns evident in subchains of varying lengths. These shortcomings highlight the need for more semantically aware modeling techniques. LLMs excel at extracting rich semantic features from text, presenting a promising opportunity to address the semantic shortcomings of traditional GNNs (Wang et al., 2024). However, our experiments reveal a key

limitation of LLMs when used in isolation for rumor detection: different models exhibit markedly different tendencies due to variations in pre-training data and reinforcement learning objectives. Some LLMs are highly conservative and risk-averse, while others are more aggressive or lenient. Consequently, standalone LLM-based approaches may be inherently unreliable for robust rumor detection, a failure case is shown in Appendix E. To address these challenges, we propose a novel framework that integrates LLMs and GNNs, leveraging structured subchain propagation patterns to enhance rumor detection accuracy. Our method uses LLMs to analyze information flow within tweet subchains, capturing key propagation patterns and semantic cues. Through well-designed prompts, we enhance the LLMs’ ability to process large-scale network data and reduce their bias toward rumor classification. Our framework begins with the introduction of a virtual node labeled “is rumor” and augments the graph based on fine-grained rumor probabilities generated by LLMs for each subchain. The enriched graph is subsequently processed to derive robust node representations, as demonstrated in Section 4 using a Bidirectional Graph Attention Network (Bi-GAT), to facilitate accurate rumor detection through link prediction between the root node and the virtual node. In summary, this study offers two principal contributions: (1) We propose a novel, model-agnostic framework that synergistically integrates LLMs and GNNs for rumor detection, enabling effective fusion of semantic and structural information while mitigating LLM bias. (2) We develop an innovative approach to capture previously unexploited propagation features by restructuring the graph with a virtual node and subchain-based connections, enhancing the detection of complex rumor diffusion patterns.

2 Related Work

2.1 Rumor Detection

Rumor detection has evolved from early feature-based machine learning methods to deep learning approaches. Initial techniques used handcrafted features with models like SVM but struggled with social media complexity. Deep learning brought CNNs for spatial features and RNNs/LSTMs for temporal modeling, pioneered by Ma et al. (2016). Transformer models like BERT further advanced semantic understanding, while Ma et al. (2017) incorporated propagation structures through kernel learning.

2.2 Large Language Models in Fake News Detection

LLMs have demonstrated significant capabilities in fake news detection, advancing beyond traditional methods. An approach leverages LLMs as judges, utilizing their deep linguistic understanding to evaluate information at scale (Zhou et al., 2023; Li et al., 2024). Another line of research improves LLMs via parameter-efficient tuning, with methods like Cheung and Lam (2023)’s FactLLAMA incorporating external knowledge, while Tian et al. (2025) addressed data quality issues through selective curation. Beyond assessment, LLMs enhance detection systems through data augmentation (Lai et al., 2024) and enable novel frameworks like Ma et al. (2024b)’s approach that models competing perspectives for verification.

2.3 Graph Methods in Rumor Detection

Graph-based methods are vital for rumor detection on social media, capturing information propagation patterns through network structures. Rumors often exhibit unique structural traits, like retweet chains or branching reply threads, naturally represented using graph models. Graph Convolutional Networks (GCNs) aggregate features from connected nodes to create robust embeddings. For instance, Bian et al. (2020) proposed a Bi-Directional GCN to capture bidirectional information flow, enhancing critical node identification. Similarly, Wu et al. (2020) introduced propagation graph neural networks with attention mechanisms to model complex, non-sequential rumor diffusion. Sun et al. (2022) developed a graph

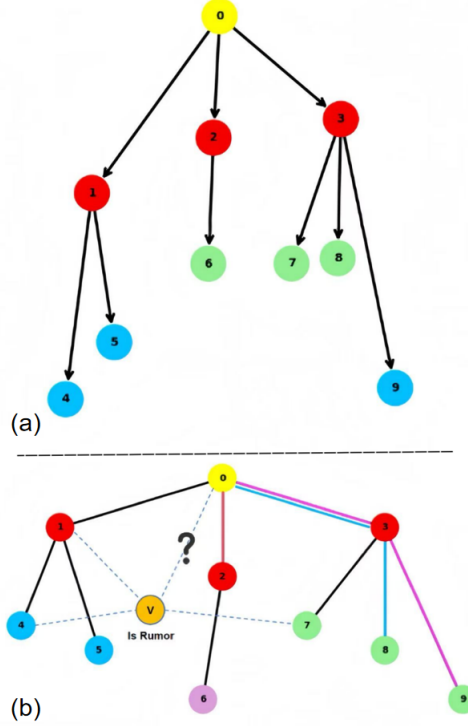


Figure 1: Rumor propagation patterns in social media.

adversarial Contrastive Learning framework, improving robustness via adversarial feature transformations. More recently, Liu et al. (2024) designed a GNN with a bipartite graph to model user correlations alongside tree-structured propagation patterns, integrating social context with diffusion topology. A promising approach combines LLMs with graph methods for deeper semantic analysis. Ma et al. (2024a) proposed a graph sampling and aggregation model (GSMA), enhancing GraphSAGE (Hamilton et al., 2017) with dynamic attention, positional encodings, and sentiment-aware features for better rumor detection.

3 Problem Statement

Let $\mathcal{N} = \{N_1, N_2, \dots, N_s\}$ denote the set of source news articles, where each $N_i \in \mathcal{N}$ represents an individual news item. Associated with each N_i is a set of reactions $\mathcal{R}_i = \{R_{i1}, R_{i2}, \dots, R_{it_i}\}$, forming a multi-level discussion structure beneath each original news post. Specifically, 1) each news post contains a large number of user replies; 2) these replies may directly respond to the news post (first-level replies) or be nested under existing replies as sub-replies (multi-level replies), thus forming a tree-like dialogue structure. This tree propagation structure corresponds exactly to the way rumors spread. As shown in Figure 1(a), the yellow root node at the top represents the source news, and the child nodes below are all reaction posts.

In rumor detection tasks, the problem is formulated as a binary classification task. The objective is to train a model using news instances labeled with ground-truth values $y \in \{\text{Rumor}, \text{Non-Rumor}\}$, enabling accurate prediction of labels for unseen test news items. Our work focuses on developing a model-agnostic framework for rumor detection, designed to seamlessly integrate with various graph learning algorithms and LLMs.

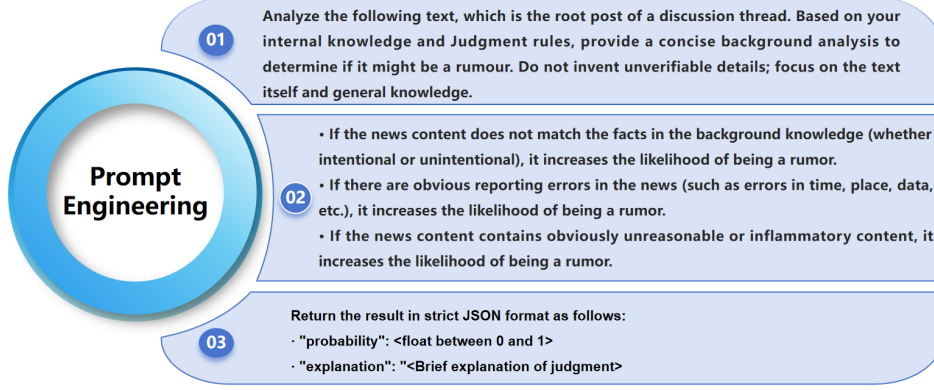


Figure 2: An overview of our prompt design methodology.

4 Algorithm

For each source news, a directed graph $\mathbb{G} = (\mathbb{V}, \mathbb{E})$ is constructed: $\mathbb{V} = \{v_0, v_1, \dots, v_n\}$ is the set of nodes, where v_0 is the source news (root node) and each child node $v_i \in \mathbb{V} \setminus \{v_0\}$ represents a reply post. \mathbb{E} is the set of edges and the direction of the edge is the same as the direction of information propagation. The text associated with node v_i is denoted as $\text{text}(v_i)$. Each node v_i is assigned a feature vector x_i , extracted using BERT as follows:

$$x_i = \text{BERT}(\text{text}(v_i)).$$

Subchain Construction: For each child node $v_i \in \mathbb{V} \setminus \{v_0\}$, there exists a unique path (subchain) from v_i to the root node v_0 , denoted as:

$$\text{path}(v_0, v_i) = (v_0, v_{p_1}, v_{p_2}, \dots, v_{p_k}, v_i),$$

where v_{p_j} are intermediate nodes on the path, and $k \geq 0$. The text information of the subchain is concatenated using a separator token [SEP]:

$$\text{info}(\text{path}(v_0, v_i)) = \text{text}(v_0) [\text{SEP}] \text{text}(v_{p_1}) \cdots [\text{SEP}] \text{text}(v_i).$$

This chain-like information flow captures rich contextual information from the root to each child node. By leveraging this structure, our approach aims to enhance the capability of LLMs and graph learning algorithms to detect rumors effectively. As depicted in Figure 1(b), the red path from the root node to child node 2 represents the subchain associated with child node 2. By analogy, the entire graph contains as many subchains as there are child nodes, with each subchain corresponding to the unique path from the root node to a child node.

Virtual Node and Edge Augmentation in Graph Structures: To leverage the capabilities of LLMs and the graphical structure of information flows, we introduced a virtual node v^* , labeled “is Rumor”, which initially lacks feature information. We then use a LLM to process each subchain and outputs the probability that the source news is a rumor. For each child node v_i , the LLM takes the concatenated text information of the subchain and outputs a probability:

$$P_{\text{rumor}}(v_i) = \text{LLM}(\text{info}(\text{path}(v_0, v_i))), \quad (1)$$

where $P_{\text{rumor}}(v_i) \in [0, 1]$ represents the likelihood that the source news is a rumor based on the subchain from the root node to node v_i . For each child node v_i , if the LLM probability exceeds a predefined threshold θ :

$$P_{\text{rumor}}(v_i) > \theta. \quad (2)$$

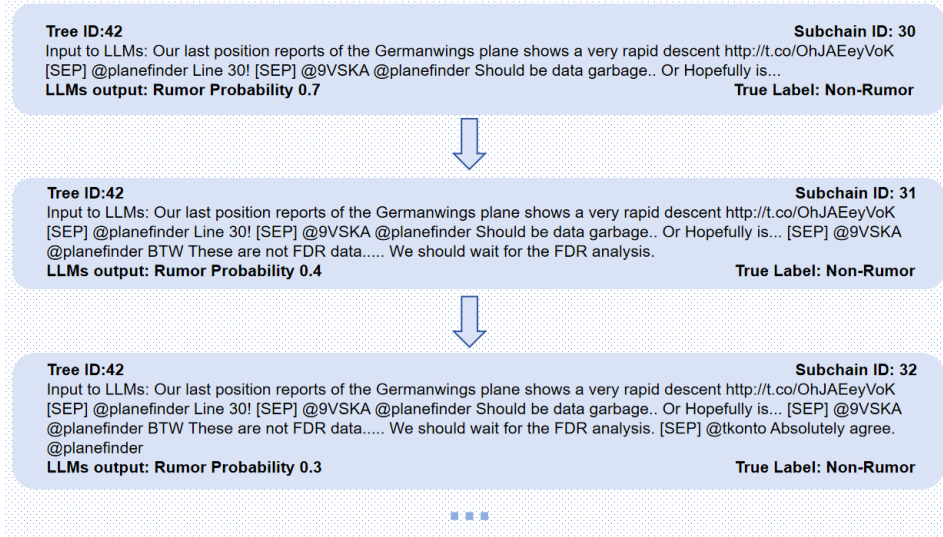


Figure 3: LLM processes information flow.

For a node v_i satisfying (2), a bidirectional edge is established between v_i and v^* , denoted as (v_i, v^*) , $(v^*, v_i) \in \mathbb{E}'$, where \mathbb{E}' is the set of new edges added to the graph. The updated graph is denoted as $\mathbb{G}' = (\mathbb{V} \cup \{v^*\}, \mathbb{E} \cup \mathbb{E}')$. As shown in Figure 1(b), assume that the LLM assigns probabilities to the subchains of child nodes 1, 4, and 7 exceeding the threshold, edges are established between these nodes and the virtual node. Through these operations, we enhance the graph structure by introducing virtual nodes and leveraging LLMs' reasoning capabilities to establish connections with other child nodes. Next we provide further details on how to retrieve the probability (1) from a LLM. It has been shown that carefully designed prompt engineering can enhance the ability of LLMs to identify rumors (Yan et al., 2024; Shehata, 2024). In our paper, we propose a specialized prompt engineering framework, as illustrated in Figure 2. As depicted in Step 1 of Figure 2, the input prompts guide the LLM to leverage its internal knowledge and predefined rules to briefly analyze the root post's background and evaluate its potential as a rumor. In order to solve the problem that LLMs have different evaluation criteria for the same news (Huang, 2025; Mohanty, 2025), we prompt the model to thoroughly query and compile detailed background information on the event when processing the root node's original news post, storing it in a persistent knowledge base. In Step 2 of Figure 2, subsequent subchain evaluations strictly adhere to this knowledge base alongside the prompt's criteria, ensuring consistent and reliable assessments throughout the process. This prompting strategy enhances the LLM's reliability in rumor detection (Ziari and Charkari, 2025). Figure 3 presents an example illustrating how the LLM evaluates rumor probabilities across subchains in a propagation tree, using breaking news coverage of the Airbus A320 Germanwings crash. The true label of the root news is "Non-rumor". The subchains with IDs 30, 31, and 32 differ by only one child node. We can see a clear downward trend in probability as the number of child nodes in the subchain increases. This sequential evaluation demonstrates the model's capability to process evolving information threads, dynamically adjusting probabilities based on accumulated context while maintaining consistency through the established knowledge base.

To address extreme scenarios where the LLM-augmented graph contains notably few virtual edges, which may result from limitations in the model's knowledge base or reasoning capabilities and could significantly impair prediction performance, we introduce a mitigation strategy. This approach aims to diminish the undue influence of the LLM in such outliers while leveraging graph learning methods to correct biases (Li et al., 2025; Hang, 2025). Specifically, if the number of virtual edges falls below a predefined minimum threshold (indicating sparse connections), we retain connections to some child nodes ranked top by the rumor

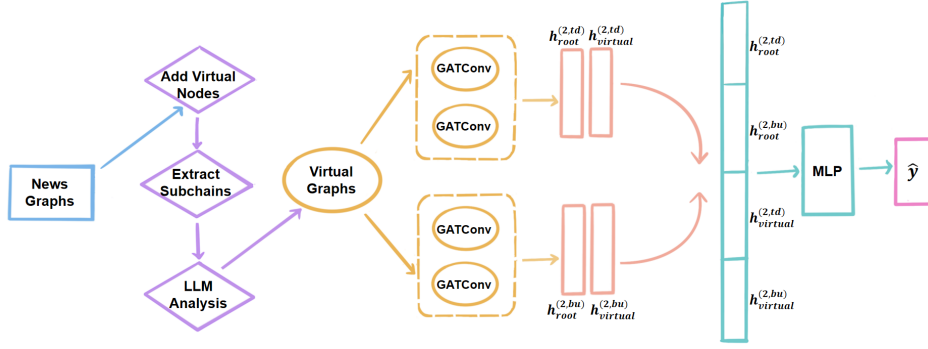


Figure 4: LLM-enhanced Bi-GAT model.

probability assigned by LLM, ensuring a baseline level of virtual edges for graph propagation to refine and rectify potential LLM misjudgments. Formally, for child nodes $\{v_1, v_2, \dots, v_n\}$ with corresponding rumor probabilities $P = \{p_1, p_2, \dots, p_n\}$, the original method adds a virtual edge from the virtual node to v_i if $p_i > \theta$. However, if the resulting edge count $|E_v| < \lceil \gamma n \rceil$, we sort P in descending order and connect the virtual node to the top $k = \lceil \gamma n \rceil$ child nodes, even if some $p_i \leq \theta$. This can be expressed as:

$$E_v = \begin{cases} \{(v^*, v_i) \mid p_i > \theta\} & \text{if } |E_v| \geq \lceil \gamma n \rceil \\ \{(v^*, v_{\sigma(j)}) \mid 1 \leq j \leq k\} & \text{otherwise.} \end{cases}$$

Here, v^* denotes the virtual node, σ is the permutation sorting indices by $p_{\sigma(1)} \geq p_{\sigma(2)} \geq \dots \geq p_{\sigma(n)}$, and $k = \lceil \gamma n \rceil$ ensures at least a proportional subset of edges. In experiments across multiple news event datasets, ablation studies reveal that setting $\gamma \approx 0.2$ yields consistently stable and optimal performance (details in Appendix D). We used Youden’s J statistic to determine the optimal classification threshold θ for edge classification tasks to optimize the performance of the classifier from the ROC curve. Experiments have shown that the threshold determined in this way is much better than the conventional 0.5 threshold. This formula ensures robust graph connectivity, enabling downstream GNNs to aggregate contextual signals, mitigate LLM-induced bias, and enhance the system’s resilience and predictive accuracy for rumor detection tasks.

To demonstrate the enhancing effect of our designed framework on graph learning methods, we will use Bidirectional Graph Attention Network (Bi-GAT) as an example to show how it is implemented in practice. Bi-GAT is a specialized model designed for processing graph-structured data, particularly for rumor detection in social media networks. The model uses BERT embeddings as input features and integrates Graph Attention Network (GAT) layers to learn node representations.

Graph Attention Convolution (GATConv) The GATConv function implements the graph attention mechanism proposed by Veličković et al. (2018), which computes node representations by attending over neighboring nodes with learned attention coefficients. For a graph $\mathbb{G}' = (\mathbb{V}', \mathbb{E}')$ with node features $\mathbf{x}_i \in \mathbb{R}^{F_{in}}$ for node $v_i \in \mathbb{V}'$, and edge set \mathbb{E}' , the GATConv layer computes attention scores for its neighbors $v_j \in \mathcal{N}(i)$, where $\mathcal{N}(i) = \{v_j \mid (v_i, v_j) \in \mathbb{E}'\}$ is the set of neighboring nodes. The attention score e_{ij} between nodes v_i and v_j is calculated as:

$$e_{ij} = \text{LeakyReLU}(\mathbf{a}^T [\mathbf{W}_q \mathbf{x}_i \parallel \mathbf{W}_k \mathbf{x}_j]),$$

where $\mathbf{W}_q, \mathbf{W}_k, \mathbf{W}_v \in \mathbb{R}^{F' \times F_{in}}$ are weight matrices that transform the input features to the hidden dimension. $\mathbf{a} \in \mathbb{R}^{2F'}$ is the attention parameter vector. $[\mathbf{W}_q \mathbf{x}_i \parallel \mathbf{W}_k \mathbf{x}_j] \in \mathbb{R}^{2F'}$ is the concatenation of the transformed

features of nodes v_i and v_j . Then the attention coefficients α_{ij} are normalized across neighbors using the softmax function and use the attention coefficient to weight the neighbor value vector to update the feature of node i :

$$\alpha_{ij} = \frac{\exp(e_{ij})}{\sum_k \exp(e_{ik})}, \quad \mathbf{h}_i = \sum_j \alpha_{ij} \mathbf{W}_v \mathbf{x}_j,$$

where $k, j \in \mathcal{N}(i)$. To stabilize and enhance the attention mechanism, multiple attention heads are employed. For head $h = 1, \dots, H$, each head has its own weight matrix $\mathbf{W}_v^{(h)} \in \mathbb{R}^{F' \times F_{in}}$ and attention vector $\mathbf{a}^{(h)} \in \mathbb{R}^{2F'}$. The output of each head is:

$$\mathbf{h}_i^{(h)} = \sum_{j \in \mathcal{N}(i)} \alpha_{ij}^{(h)} \mathbf{W}_v^{(h)} \mathbf{x}_j, \quad \mathbf{h}_i = \parallel_{h=1}^H \mathbf{h}_i^{(h)} \in \mathbb{R}^{HF'},$$

where $\alpha_{ij}^{(h)}$ is the attention coefficient for head h . \mathbf{h}_i is the final output for node v_i concatenates the head outputs. The feature dimension after concatenation is HF' . Compared with averaging, this approach significantly increases the dimension of the output feature, which is equivalent to increasing the number of parameters and representation ability of the model.

Top-Down GAT (TD-GAT) Simulate the information transmission from the “high-level” nodes to the “low-level” nodes of the graph, which is suitable for capturing hierarchical or causal relationships.

- **First GATConv Layer:**

$$\mathbf{h}_i^{(1,td)} = \text{ReLU} \left(\parallel_{h=1}^H \sum_{j \in \mathcal{N}_{out}(i)} \alpha_{ij}^{(h)} \mathbf{W}_{td1}^{(h)} \mathbf{x}_j \right),$$

where $\mathcal{N}_{out}(i)$ is the out-neighbors of node i and $\mathbf{h}_i^{(1,td)} \in \mathbb{R}^{HF'}$.

- **Second GATConv Layer:**

$$\mathbf{h}_i^{(2,td)} = \frac{1}{K} \sum_{k=1}^K \sum_{j \in \mathcal{N}_{out}(i)} \alpha_{ij} \mathbf{W}_{td2} [\mathbf{h}_j^{(1,td)} \parallel \mathbf{x}_r],$$

where x_r is the feature of root node and $\mathbf{h}_i^{(2,td)} \in \mathbb{R}^{F'}$.

Bottom-Up GAT (BU-GAT) Simulate the aggregation of features from low-level nodes (such as child nodes) to high-level nodes (such as root nodes) of the graph to better capture summary or global information.

- **First GATConv Layer:**

$$\mathbf{h}_i^{(1,bu)} = \text{ReLU} \left(\parallel_{h=1}^H \sum_{j \in \mathcal{N}_{in}(i)} \alpha_{ij}^{(h)} \mathbf{W}_{bu1}^{(h)} \mathbf{x}_j \right),$$

where $\mathcal{N}_{in}(i)$ is the in-neighbors of node i .

- **Second GATConv Layer:**

$$\mathbf{h}_i^{(2,bu)} = \frac{1}{K} \sum_{k=1}^K \sum_{j \in \mathcal{N}_{in}(i)} \alpha_{ij} \mathbf{W}_{bu2} [\mathbf{h}_j^{(1,bu)} \parallel \mathbf{x}_r].$$

Feature Fusion and Edge Classification

- **Feature Extraction:** Extract $\mathbf{h}_{\text{root}}^{(2,\text{td})}$, $\mathbf{h}_{\text{virtual}}^{(2,\text{td})}$, $\mathbf{h}_{\text{root}}^{(2,\text{bu})}$, and $\mathbf{h}_{\text{virtual}}^{(2,\text{bu})}$.
- **Fusion:** Concatenate into $\mathbf{c} = [\mathbf{h}_{\text{root}}^{(2,\text{td})}, \mathbf{h}_{\text{root}}^{(2,\text{bu})}, \mathbf{h}_{\text{virtual}}^{(2,\text{td})}, \mathbf{h}_{\text{virtual}}^{(2,\text{bu})}] \in \mathbb{R}^{4F'}$.
- **Classification:** $\mathbf{z} = \mathbf{W}_{\text{edge}}\mathbf{c} + \mathbf{b}_{\text{edge}}$, $\hat{y}_{\text{edge}} = \sigma(\mathbf{z})$, where $\mathbf{W}_{\text{edge}} \in \mathbb{R}^{2 \times 4F'}$, $\mathbf{b}_{\text{edge}} \in \mathbb{R}^2$, and σ is the sigmoid function.

Model and Training We use the binary cross-entropy function. For a batch size of N , the loss function is defined as

$$\text{Loss} = -\frac{1}{N} \sum_{i=1}^N \omega_i [y_i \log(\sigma(z_i)) + (1 - y_i) \log(1 - \sigma(z_i))]$$

where z_i is the positive class logit output by the model (i.e. the logit score of the virtual node and the root node with an edge). y_i is the true label of the source news, and ω_i is the weight determined by y_i 's category and pos_weight. pos_weight is set to the negative-to-positive class ratio, which increases the loss weight for positive (minority) samples to prioritize their correct prediction and counteract class imbalance. Parameters are trained using the Adam optimizer with backpropagation to optimize all components of the Bi-GAT model. We set the training set, validation set, and test set in a ratio of 7:1:2. The hyperparameters were set as follows: learning rate = 0.00005, weight decay = 1e-3, dropout rate = 0.3, and a maximum of 150 training epochs. An early stopping mechanism was used; during training, the F1 score on the validation set is continuously monitored, and training is automatically stopped if the score failed to exceed the historical best value for 20 consecutive epochs, thus preventing model overfitting.

5 Experiments

5.1 Datasets and LLMs

We experiment on five news events from the PHEME dataset: Charlie Hebdo shooting (Charlie Hebdo); Killing of Michael Brown (Ferguson); Germanwings Flight 9525 (Germanwings crash); 2014 shootings at Parliament Hill, Ottawa (Ottawa Shooting); Lindt Cafe siege (Sydney Siege); and Weibo dataset (Ma et al., 2016), as shown in Table 1. After preprocessing, we removed graphs without replies. The same preprocessing was applied to all baselines for fair comparison. This experiment uses the DeepSeek-V3 released by DeepSeek as the base model. Additional numerical results using Qwen-Plus are reported in Sections B & C of the Appendix to support our claims.

News Event	Non-Rumor	Rumor	Total
Charlie Hebdo	1621	458	2079
Ferguson	859	284	1143
Germanwings Crash	231	238	469
Ottawa Shooting	420	470	890
Sydney Siege	699	522	1221
Weibo	2313	2351	4664

Table 1: Statistics of PHEME and Weibo Datasets.

5.2 Evaluation metrics

Table 2 presents the fundamental metrics for assessing classification model performance: Accuracy, Precision, Recall, and F1 Score.

Metric	Formula	Term
Accuracy	$\frac{TP + TN}{TP + TN + FP + FN}$	TP
Precision	$\frac{TP}{TP + FP}$	TN
Recall	$\frac{TP}{TP + FN}$	FP
F1 Score	$2 \cdot \frac{Precision \cdot Recall}{Precision + Recall}$	FN

Table 2: Classification Metrics, Terms, and Formulas.

We name our proposed framework LLM-VN and compare it with existing methods as comparative baselines: Bi-GCN (Bian et al., 2020) captures bidirectional dependencies in trees; RvNN (Socher et al., 2011) recursively composes child nodes into parents; GAT (Veličković et al., 2018) uses attention to weigh neighbor importance; HD-TRANS (Ma and Gao, 2020) integrates Transformer with graph networks for dynamic graphs; LINE (Tang et al., 2015) provides large-scale static network embeddings; DDGCN (Korban and Li, 2020) models spatiotemporal features in dynamic directed graphs; GraphSAGE (Hamilton et al., 2017) samples and aggregates local features inductively; GSMA (Ma et al., 2024a) enhances GraphSAGE with attention and position encoding for rumor detection. SePro (Zeng et al., 2025) refines large-scale social contexts via semantic-propagation collaboration and Chain-of-Clue prompting, improving LLMs’ rumor detection performance.

The ‘LLM-VN’ enhanced version of the above baseline approaches are denoted as ‘**LLM-VN+Baseline**’. We have also compare our approach to simple model average where the final probability of rumors is a weighted average of the probability from LLM and the probability based on the baseline method. The optimal weight is tuned via line search. We denote this as ‘**LLM+Baseline**’.

5.3 Results and analysis

As shown in Table 3, on the PHEME dataset, LLMs perform poorly in rumor identification without carefully designed prompts. Acc. (R) measures the proportion of correctly identified “rumor” instances among all true rumors, while Acc. (N) does the same for “non-rumor” instances.

News Event	Acc. (R)	Acc. (N)
Charlie Hebdo	15.54%	83.20%
Ferguson	41.55%	89.76%
Germanwings crash	23.11%	91.77%
Ottawa shooting	16.81%	87.62%
Sydney Siege	33.14%	78.25%

Table 3: Performance of LLMs under basic prompts on PHEME.

Next, we will present the performance of our proposed framework ‘LLM-VN’ combined with Bi-GAT on the PHEME dataset as shown below:

From Table 4, the model achieves strong performance on most news events, with accuracy often exceeding 85%, along with high precision, recall, and F1 scores. Table 5 provides a comprehensive comparison of graph learning methods for rumor detection on the Weibo and PHEME datasets. It evaluates several baseline models in three setups: the original baseline, LLM+Baseline, and LLM-VN+Baseline. From table 5, we can see that the LLM-VN-enhanced methods demonstrate significant advantages in rumor detection on both the

News Event	Acc.	Pre.	Rec.	F1	AUC
Charlie Hebdo	0.923	0.943	0.967	0.955	0.962
Ferguson	0.860	0.818	0.892	0.853	0.903
Germanwings Crash	0.894	0.914	0.961	0.937	0.827
Ottawa Shooting	0.876	0.883	0.987	0.932	0.846
Sydney Siege	0.829	0.866	0.905	0.885	0.858

Table 4: Performance of LLM-VN+Bi-GAT.

Method	PHEME Dataset					Weibo Dataset				
	Acc	Prec	Rec	F1	Class	Acc	Prec	Rec	F1	Class
Bi-GCN	0.824	0.753/0.861	0.734/0.872	0.741/0.865	R/N	0.963	0.948/0.970	0.946/0.972	0.947/0.971	R/N
LLM+Bi-GCN	0.830	0.758/0.862	0.744/0.850	0.750/0.855	R/N	0.971	0.952/0.970	0.949/0.972	0.950/0.971	R/N
LLM-VN+Bi-GCN	0.842	0.772/0.872	0.752/0.890	0.761/0.884	R/N	0.988	0.976/0.992	0.978/0.991	0.976/0.992	R/N
RvNN	0.763	0.689/0.796	0.587/0.858	0.631/0.825	R/N	0.763	0.689/0.796	0.587/0.858	0.631/0.825	R/N
LLM+RvNN	0.783	0.777/0.811	0.754/0.802	0.761/0.808	R/N	0.775	0.692/0.793	0.595/0.800	0.638/0.796	R/N
LLM-VN+RvNN	0.807	0.773/0.835	0.696/0.896	0.784/0.842	R/N	0.781	0.773/0.791	0.796/0.766	0.784/0.778	R/N
Graphsage	0.842	0.772/0.876	0.820/0.878	0.795/0.877	R/N	0.963	0.956/0.972	0.953/0.975	0.954/0.973	R/N
GSMA	0.848	0.834/0.856	0.823/0.851	0.840/0.860	R/N	0.974	0.967/0.973	0.953/0.982	0.960/0.977	R/N
LLM-VN+Graphsage	0.866	0.822/0.887	0.825/0.879	0.820/0.892	R/N	0.981	0.978/0.972	0.933/0.992	0.955/0.982	R/N
GAT	0.811	0.733/0.877	0.541/0.798	0.405/0.833	R/N	0.947	0.939/0.961	0.936/0.943	0.938/0.962	R/N
LLM+GAT	0.823	0.799/0.826	0.796/0.820	0.804/0.828	R/N	0.960	0.944/0.969	0.939/0.953	0.941/0.961	R/N
SePro	0.831	0.778/0.852	0.762/0.864	0.770/0.858	R/N	0.950	0.947/0.954	0.948/0.953	0.947/0.953	R/N
LLM-VN+GAT	0.847	0.823/0.868	0.860/0.850	0.800/0.870	R/N	0.982	0.977/0.987	0.972/0.985	0.981/0.989	R/N
HD-TRANS	0.766	0.656/0.783	0.697/0.755	0.676/0.768	R/N	0.974	0.957/0.979	0.946/0.978	0.952/0.979	R/N
LLM+HD-TRANS	0.779	0.767/0.784	0.766/0.782	0.780/0.777	R/N	0.974	0.957/0.979	0.946/0.978	0.952/0.979	R/N
LLM-VN+HD-TRANS	0.796	0.696/0.811	0.737/0.792	0.716/0.802	R/N	0.991	0.963/0.981	0.960/0.984	0.800/0.989	R/N
LINE	0.744	0.732/0.749	0.730/0.750	0.733/0.749	R/N	0.790	0.763/0.802	0.771/0.811	0.760/0.796	R/N
LLM+LINE	0.759	0.753/0.760	0.750/0.758	0.755/0.763	R/N	0.803	0.768/0.804	0.775/0.806	0.763/0.803	R/N
LLM-VN+LINE	0.786	0.747/0.794	0.745/0.782	0.746/0.797	R/N	0.811	0.802/0.820	0.804/0.816	0.800/0.823	R/N
DDGCN	0.855	0.877/0.831	0.763/0.892	0.816/0.860	R/N	0.948	0.941/0.965	0.933/0.970	0.937/0.967	R/N
LLM+DDGCN	0.860	0.855/0.866	0.852/0.861	0.856/0.867	R/N	0.954	0.950/0.959	0.949/0.955	0.952/0.963	R/N
LLM-VN+DDGCN	0.876	0.858/0.861	0.832/0.867	0.845/0.864	R/N	0.984	0.979/0.988	0.978/0.985	0.982/0.990	R/N

Table 5: Performance Comparison on PHEME and Weibo Datasets.

PHEME and Weibo datasets. Compared to the original baseline method and the model average approaches (LLM+Baseline), our framework shows substantial improvements in key metrics such as accuracy, precision, recall, and F1 score. Especially on the PHEME dataset, methods like LLM-VN+DDGCN exhibit particularly outstanding performance in accuracy and F1 score. On the Weibo dataset, methods such as LLM-VN+Bi-GCN and LLM-VN+GAT also outperform the baseline, particularly in terms of precision and recall for the non-rumor category, demonstrating higher classification stability. In contrast, the LLM+Baseline method, which uses a weighted average of the LLM-processed news content and the baseline prediction, improves performance to some extent, but the improvement is limited. Its performance is less robust than the proposed LLM-VN enhanced approach, especially in cases of complex propagation structures or imbalanced data distributions. On the Weibo dataset, methods outperform PHEME due to Weibo’s larger, deeper, and richer propagation trees. Overall, the LLM-VN framework enhances generalization and classification accuracy by integrating LLMs’ semantic understanding with graph models’ structured processing, particularly on complex social media propagation patterns.

6 Conclusions

We propose a general framework to enhance the performance of graph learning methods for rumor prediction by leveraging LLMs, using DeepSeek and Bi-GAT as examples to demonstrate how the framework operates. By employing LLMs to analyze subchains and assign rumor probabilities, we augment the graph with a virtual “is Rumor” node. Intuitively, when LLMs predict high rumor probabilities across many subchains, the virtual node shares more neighbors with the root node, leading to convergent embeddings during bidirectional GNN propagation. This enhances the likelihood of link prediction between the root and virtual nodes, effectively classifying the source news as a rumor. Notably, the LLM and GNN-based linkage prediction is modular and can be easily replaced. Our results show the framework significantly boosts existing GNNs’ rumor detection performance by integrating LLMs. Future work could employ more powerful or fine-tuned LLMs and advanced graph learning for further gains. The virtual node concept also generalizes to other tasks, transforming node classification into link prediction to leverage LLMs’ reasoning capabilities.

7 Limitations

A limitation of our approach emerges when handling extremely large-scale graphs. Despite the cost and runtime analysis in Appendix A, the reliance on LLM APIs can still introduce non-negligible latency, preventing fully real-time responses for very large graphs or numerous subchains. In addition, although we design task-specific prompts and introduce the parameter γ , our method remains inherently dependent on the quality of the underlying LLM. When the LLM performs poorly, the signals it provides may be less informative, thereby limiting the performance for graph learning models.

References

- Tian Bian, Xiao Xi, Tingyang Xu, Peilin Zhao, Wenbing Huang, Yu Rong and Junzhou Huang. 2020. Rumor Detection on Social Media with Bi-Directional Graph Convolutional Networks. In *Proceedings of the AAAI Conference on Artificial Intelligence* (Vol. 34, No. 1, pp. 549-556). AAAI Press. doi:10.1609/aaai.v34i01.5393.
- Tsun Hin Cheung and Kin Man Lam. 2023. FactLLaMA: Optimizing Instruction-Following Language Models with External Knowledge for Automated Fact-Checking. In *2023 Asia Pacific Signal and Information Processing Association Annual Summit and Conference (APSIPA ASC)* (pp. 846-853). IEEE. doi:10.1109/APSIPAASC58517.2023.10317251.
- William L. Hamilton, Rex Ying and Jure Leskovec. 2017. Inductive Representation Learning on Large Graphs. In *Advances in Neural Information Processing Systems 30* (Vol. 30, pp. 1024-1034). Curran Associates.
- Ching Nam Hang, Peiduo Yua and Chee Wei Tan. 2025. TrumorGPT: Graph-Based Retrieval-Augmented Large Language Model for Fact-Checking. *arXiv:2505.07891*.
- Tianyi Huang, Jingyuan Yi, Peiyang Yu and Xiaochuan Xu. 2025. Unmasking Digital Falsehoods: A Comparative Analysis of LLM-Based Misinformation Detection Strategies. *arXiv:2503.00724*.
- Matthew Korban and Xin Li. 2020. DDGCN: A Dynamic Directed Graph Convolutional Network for Action Recognition. In *European Conference on Computer Vision* (pp. 761-776). Springer. doi:10.1007/978-3-030-58565-5_45.
- Sumeet Kumar and Kathleen Carley. 2019. Tree LSTMs with Convolution Units to Predict Stance and Rumor Veracity in Social Media Conversations. In *Proceedings of the 57th Annual Meeting of the Association for Computational Linguistics* (pp. 5047-5058). Association for Computational Linguistics. doi:10.18653/v1/P19-1498.
- Jianqiao Lai, Xinran Yang, Wenyue Luo, Linjiang Zhou, Langchen Li, Yongqi Wang and Xiaochuan Shi. 2024. RumorLLM: A Rumor Large Language Model-Based Fake-News-Detection Data-Augmentation Approach. *Applied Sciences*, 14(8):3532. doi:10.3390/app14083532.
- Haitao Li, Qian Dong, Junjie Chen, Huixue Su, Yujia Zhou, Qingyao Ai, Ziyi Ye and Yiqun Liu. 2024. LLMs-as-Judges: A Comprehensive Survey on LLM-based Evaluation Frameworks. *arXiv:2412.05579*
- Guoyi Li, Die Hu, Zongzhen Liu, Xiaodan Zhang, Honglei Lyu. 2025. Semantic Reshuffling with LLM and Heterogeneous Graph Auto-Encoder for Enhanced Rumor Detection. In *Proceedings of the 31st International Conference on Computational Linguistics* (pp. 8557-8572). Association for Computational Linguistics. doi:10.18653/v1/2025.coling-main.572.
- Tianrui Liu, Qi Cai, Changxin Xu, Bo Hong, Fanghao Ni, Yuxin Qiao and Tsungwei Yang. 2024. Rumor Detection with A Novel Graph Neural Network Approach. *Academic Journal of Science and Technology*, 10(1):1-6. doi:10.54097/farmdr42.
- Jing Ma, Wei Gao, Prasenjit Mitra, Sejeong Kwon, Bernard J. Jansen, Kam-Fai Wong and Meeyoung Cha. 2016. Detecting Rumors from Microblogs with Recurrent Neural Networks. In *Proceedings of the Twenty-Fifth International Joint Conference on Artificial Intelligence (IJCAI 2016)* (pp. 3818-3824). AAAI Press.

- Jing Ma, Wei Gao and Kam-Fai Wong. 2017. Detect Rumors in Microblog Posts Using Propagation Structure via Kernel Learning. In *Proceedings of the 55th Annual Meeting of the Association for Computational Linguistics (Volume 1: Long Papers)* (pp. 708-717). Association for Computational Linguistics. doi:10.18653/v1/P17-1066.
- Jing Ma and Wei Gao. 2020. Debunking Rumors on Twitter with Tree Transformer. In *Proceedings of the 28th International Conference on Computational Linguistics (COLING)* (pp. 5455-5466). Association for Computational Linguistics. doi:10.18653/v1/2020.coling-main.476.
- Manfu Ma, Cong Zhang, Yong Li, Jiahao Chen and Xuegang Wang. 2024. Rumor Detection Model with Weighted GraphSAGE Focusing on Node Location. *Scientific Reports*, 14(1):27127. doi:10.1038/s41598-024-76738-7.
- Xiaoxiao Ma, Yuchen Zhang, Kaize Ding, Jian Yang, Jia Wu and Hao Fan. 2024. On Fake News Detection with LLM Enhanced Semantics Mining. In *Proceedings of the 2024 Conference on Empirical Methods in Natural Language Processing* (pp. 508-521). Association for Computational Linguistics. doi:10.18653/v1/2024.emnlp-main.31.
- Suvendu Mohanty. 2025. Fine-Grained Bias Detection in LLM: Enhancing Detection Mechanisms for Nuanced Biases. *arXiv:2503.06054*.
- Dahlia Shehata, Robin Cohen and Charles Clarke. 2024. Rumour Evaluation with Very Large Language Models. *arXiv:2404.16859*.
- Richard Socher, Cliff Chiung-Yu Lin, Andrew Y. Ng and Christopher D. Manning. 2011. Parsing Natural Scenes and Natural Language with Recursive Neural Networks. In *Proceedings of the 28th International Conference on Machine Learning* (pp. 129-136). Omnipress.
- Tiening Sun, Zhong Qian, Sujun Dong, Peifeng Li and Qiaoming Zhu. 2022. Rumor Detection on Social Media with Graph Adversarial Contrastive Learning. In *Proceedings of the ACM Web Conference 2022* (pp. 2789-2797). ACM. doi:10.1145/3485447.3511999.
- Jian Tang, Meng Qu, Mingzhe Wang, Ming Zhang, Jun Yan and Qiaozhu Mei. 2015. LINE: Large-scale Information Network Embedding. In *Proceedings of the 24th International Conference on World Wide Web (WWW)* (pp. 1067-1077). ACM. doi:10.1145/2736277.2741093.
- Zhiliang Tian, Jingyuan Huang, Zejiang He, Zhen Huang, Menglong Lu, Linbo Qiao, Songzhu Mei, Yijie Wang and Dongsheng Li. 2025. LLM-based Rumor Detection via Influence Guided Sample Selection and Game-based Perspective Analysis. In *Proceedings of the 61st Annual Meeting of the Association for Computational Linguistics* (pp. 1378-1391). Association for Computational Linguistics. doi:10.18653/v1/2025.acl-long.1378.
- Petar Veličković, Guillem Cucurull, Arantxa Casanova, Adriana Romero, Pietro Liò and Yoshua Bengio. 2018. Graph Attention Networks. In *International Conference on Learning Representations*. OpenReview.net.
- Bo Wang, Jing Ma, Hongzhan Lin, Zhiwei Yang, Ruichao Yang, Yuan Tian and Yi Chang. 2024. Explainable Fake News Detection With Large Language Model via Defense Among Competing Wisdom. In *Proceedings of the ACM Web Conference 2024* (pp. 2452-2463). ACM. doi:10.1145/3589334.3645471.
- Zhiyuan Wu, Dechang Pi, Junfu Chen, Meng Xie and Jianjun Cao. 2020. Rumor Detection Based on Propagation Graph Neural Network with Attention Mechanism. *Expert Systems with Applications*, 158:113595. doi:10.1016/j.eswa.2020.113595. doi:10.1016/j.eswa.2020.113595.

- Yeqing Yan, Peng Zheng and Yongjun Wang. 2024. Enhancing Large Language Model Capabilities for Rumor Detection with Knowledge-Powered Prompting. *Engineering Applications of Artificial Intelligence*, 133:108259. doi:10.1016/j.engappai.2024.108259.
- Yirong Zeng, Xiao Ding, Bibo Cai, Ting Liu, and Bing Qin. 2025. Moderation Matters: Exploring Large Language Models for Effective Rumor Detection on Social Media. In *Proceedings of the 2025 Conference of the North American Chapter of the Association for Computational Linguistics: Human Language Technologies (Volume 1: Long Papers)* (pp. 2537–2552). Association for Computational Linguistics.
- Chunting Zhou, Pengfei Liu, Puxin Xu, Srinu Iyer, Jiao Sun, Yuning Mao, Xuezhe Ma, Avia Efrat, Ping Yu, Lili Yu, Susan Zhang, Gargi Ghosh, Mike Lewis, Luke Zettlemoyer and Omer Levy. 2023. LIMA: Less Is More for Alignment. In *Advances in Neural Information Processing Systems 36*. Curran Associates.
- Mohammad Ziari and Nasrollah Moghaddam Charkari. 2025. Rumor Detection and Propagation on Social Networks: A Survey. *Expert Systems with Applications*, 263:128798. doi:10.1016/j.eswa.2025.128798.
- Arkaitz Zubiaga, Ahmet Aker, Kalina Bontcheva, Maria Liakata and Rob Procter. 2018. Detection and Resolution of Rumours in Social Media: A Survey. *ACM Computing Surveys*, 51(2):1-36. doi:10.1145/3161603.

A Computational Cost

On a single thread, both Qwen-Plus and DeepSeek-V3 process more than 1,200 nodes per hour, and this can be further accelerated with multi-threading. Since responses are limited to probabilities only, token usage and costs remain low.

On a standard workstation (≥ 16 cores, ≥ 32 GB RAM, stable ≥ 100 Mbps network) using simple asynchronous multi-threading (100 parallel API calls to DeepSeek-V3 or Qwen-Plus), we measured the actual computation time and API costs for processing the two datasets. As shown in Table 6, these results demonstrate the practical deployability of our framework in resource-constrained environments. All benchmarking scripts will be released alongside the final code in the camera-ready stage.

Metric	PHEME	Weibo
Trees	5,447	3,805
Posts	96,344	3,804,357
Time (100 threads)	40–50 min	30–35 h
API Cost (USD)	5–10	80–100

Table 6: Computational cost of the LLMs on a standard workstation.

B LLMs Bias

To further demonstrate the biases inherent in LLMs, we evaluated their performance on the PHEME dataset using Qwen-Plus. In Table 7, our analysis reveals that Qwen exhibits a markedly different bias compared to DeepSeek. This divergence primarily stems from their distinct training data and reinforcement learning strategies. Specifically, Qwen demonstrates a more subjective and aggressive stance, it tends to err on the side of caution by prioritizing the avoidance of false negatives, even at the cost of increasing false positives. In contrast, DeepSeek adopts a considerably more conservative and neutral approach, leaning towards minimizing false positives rather than risking false negatives.

News Event	Acc. (R)	Acc. (N)
Charlie Hebdo	92.3%	21.8%
Ferguson	88.7%	34.5%
Germanwings crash	94.1%	19.2%
Ottawa shooting	90.6%	26.7%
Sydney Siege	86.9%	31.4%

Table 7: Performance of Qwen-Plus under basic prompts on PHEME.

C Model-agnostic Claim

We have conducted additional experiments using Qwen-Plus on the PHEME dataset to strengthen our model-agnostic claim. As shown in Table 8, our framework yields consistent improvements across baselines, with gains in accuracy (1-3%) and F1 (2-5% for R/N classes), closely mirroring the results obtained with DeepSeek-V3. These results confirm the framework’s robustness across different LLM families.

Method	Acc	Prec	Rec	F1	Class
Bi-GCN	0.824	0.753/0.861	0.734/0.872	0.741/0.865	R/N
LLM-VN+Bi-GCN	0.833	0.752/0.880	0.778/0.858	0.767/0.864	R/N
RvNN	0.763	0.689/0.796	0.587/0.858	0.631/0.825	R/N
LLM-VN+RvNN	0.786	0.773/0.835	0.696/0.896	0.784/0.842	R/N
Graphsage	0.842	0.772/0.876	0.820/0.878	0.795/0.877	R/N
GSMA	0.848	0.834/0.856	0.823/0.851	0.840/0.860	R/N
LLM-VN+Graphsage	0.852	0.803/0.882	0.821/0.871	0.814/0.876	R/N
GAT	0.811	0.733/0.877	0.541/0.798	0.405/0.833	R/N
LLM-VN+GAT	0.823	0.730/0.880	0.780/0.850	0.750/0.860	R/N
HD-TRANS	0.766	0.656/0.783	0.697/0.755	0.676/0.768	R/N
LLM-VN+HD-TRANS	0.779	0.712/0.808	0.729/0.790	0.722/0.800	R/N
LINE	0.744	0.732/0.749	0.730/0.750	0.733/0.749	R/N
LLM-VN+LINE	0.755	0.702/0.782	0.727/0.769	0.720/0.776	R/N
DDGCN	0.855	0.877/0.831	0.763/0.892	0.816/0.860	R/N
LLM-VN+DDGCN	0.865	0.811/0.890	0.832/0.877	0.82/0.881	R/N

Table 8: Performance Comparison on PHEME Dataset via Qwen-Plus.

D Ablation Study

We conducted an ablation study using Qwen-Plus + Bi-GAT on the PHEME dataset. The results in Table 9 that $\gamma = 0.2$ consistently yields the best performance, striking an optimal balance between incorporating global context and preserving local structural signals.

γ (%)	Acc.	Rec.	F1	Prec.	AUC
10	0.8138	0.7727	0.7401	0.7101	0.8767
15	0.8083	0.8021	0.7417	0.6897	0.8780
20	0.8229	0.7754	0.7503	0.7268	0.8798
25	0.8128	0.7888	0.7431	0.7024	0.8763
30	0.8018	0.8155	0.7385	0.6748	0.8744

Table 9: Ablation study on the virtual node mixing coefficient γ .

E Case Study on LLMs Performance

To illustrate the limitations of LLMs when performing rumour detection on the PHEME dataset with basic prompting, we present a representative example from the Charlie Hebdo shooting event.

- **Prompt to LLM:** “What was the Charlie Hebdo shooting?”

- **LLM Response:**

“On 7 January 2015, at about 11:30 a.m. in Paris, France, the employees of the French satirical weekly magazine *Charlie Hebdo* were targeted in a terrorist shooting attack by two French-born Algerian Muslim brothers, Saïd Kouachi and Chérif Kouachi. Armed with rifles and other weapons, the duo murdered 12 people and injured 11 others; they identified themselves as members of al-Qaeda in the Arabian Peninsula, which claimed responsibility for the attack. . . ”

- **Source Tweet (from PHEME dataset):**

“10 people dead in Charlie Hebdo shooting in Paris.”

- **Follow-up Prompt to LLM:** “Is this tweet spreading a rumor?”

- **LLM Response:**

“No, this refers to the real Charlie Hebdo terrorist attack that occurred on 7 January 2015 in Paris.”

This case demonstrates that LLMs possess strong background knowledge of major historical events, accurately recalling key details such as the date, location, perpetrators, and official death toll (12 victims). However, when evaluating the specific tweet, the LLM overlooks a critical discrepancy: the tweet reports “10 people dead,” reflecting an inaccurate early report that circulated during the breaking-news phase (initial media reports often cited 10 or 11 deaths before the confirmed toll of 12).