

Majority Boolean networks classifying density: structural characterization and complexity

Kévin Perrot^{1,2} and Marius Rolland¹

¹Aix Marseille Université, CNRS, LIS, Marseille, France

²Université publique, France

2026

Abstract

Given a set of entities each holding a Boolean state, the Density Classification Task (DCT) asks them to converge to the most represented state. Given a directed graph of entities where each node synchronously updates to the local majority among its in-neighbors, we characterize in terms of three forbidden patterns when it solves DCT, and show that discovering these patterns is complete for NP and PSPACE.

1 Introduction

A finite discrete dynamical system of n interacting entities solves the Density Classification Tasks (DCT, also called the global majority problem) when, from any starting configuration c of Boolean states, it evolves to the homogeneous fixed point configuration consisting in the majority state in c [5]. Depending on the precise system at stake, solutions may exist or not. The DCT is traditionally studied on Cellular Automata (CAs), a highly parallel model of computation. Along with the parity (convergence depending on the parity of state 1) and synchronization (convergence to a limit cycle of two homogenous configurations) tasks, it challenges the ability of distributed information processing systems to reach a non-trivial consensus [18, 20, 21].

The DCT is well defined only when n is odd, to avoid tie cases. It is known since 1995 and the work of Land and Belew that the DCT does not admit any solution in CAs with periodic boundary conditions, regardless of the radius and dimension [16]. Nevertheless, various relaxations led to solutions, consequently highlighting the locks behind this impossibility. For example, in one dimension using few rules in temporal or spatial sequence [17, 7], or with additional tracks or alphabets [14, 3, 19], or with the adjunction of randomness [6].

Our work is inspired by the recent discovery of Majority Boolean Automata Networks (MBANs) solving the DCT [1]. An MBAN is defined as a directed graph where each node holds a state, and updates it to the majority state among its in-neighbors (all in-degrees should be odd, to avoid tie cases). Of course, the clique (with loops) on n vertices (n being odd) is a trivial example where the dynamics converges to the majority state in one step. We dig into the necessary and sufficient conditions characterizing on which graphs does the local majority rule solves the global majority problem.

After defining MBANs and the DCT (Section 2), we first show that it is PSPACE-complete to decide whether a single configuration converges to the correct uniform fixed

point (Section 3). Then we characterize the graphs of MBANs solving the DCT by three forbidden patterns (Section 4), and study the complexity of recognizing them (Sections 5).

2 Definitions

Let $[n] = \{0, \dots, n-1\}$ be a set of entities called *automata*. A *configuration* $x \in \{0, 1\}^n$ assigns a Boolean state x_v to each $v \in [n]$. We extend this notation to any subset $W \subseteq V$, with $x_W \in \{0, 1\}^{|W|}$ the restriction of x on domain W , and also denote 0^n and 1^n the uniform configurations of size n . Let $\mathbf{maj} : \{0, 1\}^n \rightarrow \{0, 1\}$ denote the majority functions, that is:

$$\mathbf{maj}(x) = \begin{cases} 0 & \text{if } \sum_{v \in [n]} x_v < \frac{n}{2}, \\ 1 & \text{if } \sum_{v \in [n]} x_v > \frac{n}{2}, \\ \text{undefined} & \text{otherwise (tie case).} \end{cases}$$

A *Majority Boolean Automata Network* (MBAN) lets configurations evolve according to a global map $A_G : \{0, 1\}^n \rightarrow \{0, 1\}^n$ determined by a directed graph $G = (V, E)$ with $V = [n]$, as follows:

$$\text{for all } v \in V, A_G(x)_v = \mathbf{maj}(x_{N_G(v)}).$$

In words, at each step each automaton takes the most represented state among its in-neighbors ($N_G(v)$ is the in-neighborhood of v in G). When G is clear from the context, we may drop the subscript. The dynamics (graph of A_G) of a finite discrete system has connected components made of one *limit cycle* (whose *period* is the smallest t such that $A^t(x) = x$ for each x in the cycle) and upward trees rooted in it (transient configurations); It is called a *fixed point* if it has period 1.

We say that an MBAN A solves the *Density Classification Task* (DCT) when, from any configuration x , all automata converge to the majority state $\mathbf{maj}(x)$:

$$\forall x \in \{0, 1\}^n, \exists t \in \mathbb{N}, A^t(x) = \mathbf{maj}(x)^n$$

Remark that for any MBAN the configurations 0^n and 1^n are fixed points. Moreover, the dynamics is deterministic therefore in any solution to the DCT the majority state never changes throughout the evolution. The DCT is well defined only when n is odd, which will always be assumed. The dynamics of the MBAN is well defined only when $N_G(v)$ is odd for all $v \in V$, which will be ensured in all our constructions. We focus on the following problem.

MBAN solves DCT problem (MBAN-DCT).

Input: An MBAN A_G of size n given by its directed graph G .

Question: Does A_G solve the DCT ?

The problem **MBAN-DCT** is in PSPACE, because it is answered by sequentially checking the 2^n configurations, each requiring polynomial space to be iterated for 2^n time steps (first recording its majority state to check the correctness of convergence). An immediate necessary condition for A_G to solve the DCT is that G is strongly connected, and all our constructions will be so.



Figure 1: Simulation of AND (left) and OR (right) gates of two Boolean inputs x and y , where the top node applies a majority local rule equivalent to the simulated gate (0 and 1 are constant Boolean values).

3 For one configuration

Although the global property of solving DCT is difficult to analyze, deciding whether a single given configuration converges to the correct uniform configuration is easier to classify in terms of complexity. We will prove that the problem **DCTP-One** is PSPACE-complete (Theorem 3.1).

MBAN solves DCT on One configuration (DCTP-One).

Input: An MBAN A_G of size n given by its graph G , and $x \in \{0, 1\}^n$.

Question: Does there exist an integer $t > 0$ such that $A_G^t(x) = \text{maj}(x)^n$?

The membership in PSPACE is given by the proof that **MBAN-DCT** is in PSPACE. Thus, it remains to prove that this problem is PSPACE-hard. For this, we use the simulation of AND and OR gates with the majority local rule (see Figure 1). Consequently, we can intuitively model a monotone circuit with an MBAN, and we will indeed reduce from *Iterated Monotone Circuit Value Problem* (**iter-MCVP**) which is known to be PSPACE-complete [12]. This problem is: given a monotone circuit $C : \{0, 1\}^n \rightarrow \{0, 1\}^n$ (without negation), a configuration $x \in \{0, 1\}^n$ and an integer i among $\{0, \dots, n-1\}$, does there exist an integer $t > 0$ such that $C^t(x)_i = 1$? That is, does iterating circuit C from x eventually brings the i -th component in state 1?

Theorem 3.1. **DCTP-One** is PSPACE-complete.

Proof. Let $C : \{0, 1\}^n \rightarrow \{0, 1\}^n$ be a monotone Boolean circuit, x a configuration of C and $i \in \{0, \dots, n-1\}$. To construct a directed graph G for the MBAN, we start from the circuit C seen as an acyclic graph (V_C, E_C) where each vertex is either an input (there are n inputs), or a gate AND or OR (the n outputs are specific gates). Without loss of generality, we assume that $|V_C|$ is even, that the circuit has fan-in two, is layered (the two in-neighbors of a gate in layer $\ell + 1$ are taken from layer ℓ) and that after some iterations, the formula describing the value of output i depends of all the inputs. First, we convert all the AND and OR gates into majority local rules as described in Figure 1, using two new vertices b_0 and b_1 to play the role of the constants 0 and 1 respectively. Second, for each input vertex $j \in \{0, \dots, n-1\}$ we add as in-neighbors the output vertex number j , and also b_0 and b_1 (having one extra 0 and one extra 1 will let the majority reproduce the identity, hence the outputs will be copied to the inputs). We add the following in-neighbors to b_0 and b_1 :

- b_0 has a loop, and also i and b_1 as in-neighbors,
- b_1 has a loop, and also b_0 as in-neighbor.

At this point all vertices have in-degree three, except b_1 which has in-degree two, and the graph is strongly connected.

Finally, we add a clique on vertex set P of size $|V_C| + 1$ (odd), and take one arbitrary vertex $p \in P$, remove its loop, replace it with b_1 as in-neighbor, and also add p as a

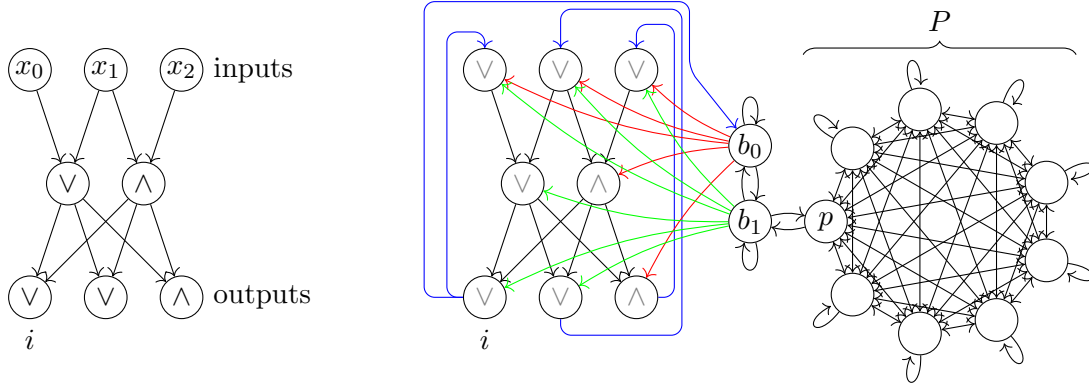


Figure 2: Illustration of the construction of the digraph G' of an MBAN (right), from a monotone circuit C with $n = 3$ and $|V_C| = 8$ (left) in the proof of Theorem 3.1. The \wedge and \vee labels in the nodes of G' indicate the expected gate simulated when the state of b_0 is 0 and the state of b_1 is 1.

third in-neighbor of b_1 . This concludes the construction of $G' = (V', E')$ on vertex set $V' = V_C \sqcup \{b_0, b_1\} \sqcup P$, where $|V'| = 2|V_C| + 3$ is odd. All the vertices have in-degree three, except the vertices from P which have in-degree $|V_C| + 1$, and G' is strongly connected. See Figure 2.

The configuration x' of $A_{G'}$ is constructed by:

- assigning x to the former input vertices of C ,
- assigning 0 to all other vertices of V_C ,
- assigning state 0 to b_0 , and state 1 to b_1 and all the vertices in P .

Configuration x' has at least $|V_C| + 2$ vertices in state 1 from the last item, therefore $\text{maj}(x') = 1$.

We now prove that x' converges to $1^{|V'|}$ if and only if a state 1 appears at output number i in some iteration of C starting from x . First, observe that b_1 and all the vertices in P will remain in state 1 forever. Second, remark that as long as output number i is in state 0, the states of b_0 and b_1 will remain 0 and 1 respectively, hence the iterations of A_G from x' will reproduce on V_C the iterations of C from input x (there is a delay corresponding to the depth of the circuit C , where the computed values will advance layer-by-layer and be surrounded by states 0 in all other vertices of V_C thanks to the second item above).

(\Leftarrow) Assume that C, x, i is a negative instance of **iter-MCVP**. Then, the simulation of the iterations of C will go on, and the output vertex number i remains in state 0, so $A_{G'}$ does not converges to the majority state $\text{maj}(x') = 1$.

(\Rightarrow) Assume that C, x, i is a positive instance of **iter-MCVP**. Then, the simulation will eventually produce a state 1 in the output vertex number i , immediately leading vertex b_0 to enter state 1. Therefore, after d iterations, with d the depth of C , all the vertices in V_C will also go to state 1. We conclude that all the vertices of $A_{G'}$ are in state 1. \square

From this result, we deduce that the naive algorithm consisting in checking one by one whether each configuration correctly converges to the majority state, is inherently slow to solve **MBAN-DCT**. More generally, all methods including a configuration test would face the PSPACE-completeness of **DCTP-One**. Nevertheless, there may exist methods for solving **MBAN-DCT** which are not based on any single configuration

test. Indeed, the fact that all configurations must converge to a very specific fixed point may imply structural conditions on the MBAN itself. And these conditions might have a complexity less than PSPACE to check. This is what we are going to study in the next section.

4 Structural characterization

Let A_G be an MBAN. A forbidden pattern is a structure H such that, if G contains H , then A_G cannot solve DCT. We prove that there exist three kinds of forbidden patterns: leader, self-sufficient and self-sufficient m -cycle. Furthermore, we prove that these patterns are sufficient to characterize the obstacles for an MBAN to solve DCT (Theorem 4.9).

The first pattern captures instabilities in the majority state among iterations.

Definition 4.1. *Let $G = (V, E)$ be a directed graph and S be a subset of V . We call major of S , the subset $M(S)$ of V such that $u \in M(S)$ if and only if $|N_G(u) \cap S| > \frac{|N_G(u)|}{2}$. That is, u has a majority of its in-neighbors in S .*

The set-based notations $S \subseteq V$ and $M(S) \subseteq V$ are meant to represent the set of components in state 1 in some configuration. Indeed, observe that if $x_u = 1 \iff u \in S$, then $A(x)_u = 1 \iff u \in M(S)$. This property will be applied implicitly in the following.

Definition 4.2. *Let $G = (V, E)$ be a directed graph. A subset of vertices S is called leader when $|S| < \frac{|V|}{2}$ and $|M(S)| > \frac{|V|}{2}$.*

Intuitively, a leader subset of V can change for at least one configuration x the value of the majority between x and $A(x)$.

Lemma 4.3. *Let A be an MBAN defined on $G = (V, E)$. There is a configuration x of A such that $\text{maj}(x) \neq \text{maj}(A(x))$ if and only if there is a leader $S \subseteq V$.*

Proof. (\Rightarrow) Assume that A admits a configuration x such that $\text{maj}(x) \neq \text{maj}(A(x))$. Without loss of generality, consider that $\text{maj}(x) = 0$. Let S be the set of automata whose value is 1 in x . Thus, $|S| < \frac{|V|}{2}$. Moreover, all automata whose value is 1 in $A(x)$ have at least half of their predecessors in S . Consequently, each of them is in $M(S)$. Since $\text{maj}(A(x)) = 1$, it follows that $|M(S)| > \frac{|V|}{2}$ thus S is a leader.

(\Leftarrow) Assume that G admits a leader S . We consider the configuration x of A such that $x_v = 1$ if and only if $v \in S$. Then $\text{maj}(x) = 0$. However, since S is a leader, we have $A(x)_u = 1$ for all $u \in M(S)$, and since $|M(S)| > \frac{|V|}{2}$, it follows that $\text{maj}(A(x)) = 1$. \square

The last two patterns capture cases where an individual automaton may not converge to the majority state, or where the system may not converge.

Definition 4.4. *Let $G = (V, E)$ be a directed graph. A subset of vertices S is called self-sufficient when $S \subseteq M(S)$. We say that S is a maximal self-sufficient when $S = M(S)$.*

Intuitively, a self-sufficient subset of vertices may collectively hold and keep a common state, whether it is the majority state of the whole network or not.

Remark 1. *Self-sufficient subset of vertices appear under the name alliances and defensive sets in the literature, and it arises in various contexts. The notion is related to clustering coefficients, see for example [15, 4] and the references therein.*

We can see the notion of self-sufficiency and leadership as the opposite of each other. Indeed, a self-sufficient subset prevents the increase in majority value, and a leader subset causes the expansion in minority value.

Lemma 4.5. *Let A be an MBAN defined on $G = (V, E)$ and S be a subset of V such that $|S| < \frac{|V|}{2}$. If S is self-sufficient, then A does not solve DCT.*

Proof. If G admits a self-sufficient subset $S \subseteq V$ of size at most $\frac{|V|}{2}$, then for the configuration x such that $x_v = 1$ if and only if $v \in S$, by Definition 4.4 we have $A^t(x)_v = 1$ for all $v \in S$ and all $t \in \mathbb{N}$. However, the configuration x contains a majority of 0, hence A does not solve DCT. \square

Naively, we can think that the presence of self-sufficient is equivalent to the presence of a non-trivial fixed point (that is, different from 0^n and 1^n) in the dynamics. But, this is not always the case. Indeed, a self-sufficient can also be a leader. And more generally, if S is self-sufficient, we can have $M^t(S) \subsetneq M^{t+1}(S)$, for all t until $M^t(S) = V$. However, the following holds.

Lemma 4.6. *Let A be an MBAN defined on $G = (V, E)$. There exists a maximal self-sufficient $S \subsetneq V$ if and only if A has a non-trivial fixed point.*

Proof. (\Leftarrow) Let us assume that the dynamic of A has a non-trivial fixed point. We call x one of these fixed points, and we consider V_0 and V_1 the set of automaton whose value is respectively 0 and 1 in x . Since the length of x is odd, $\min(|V_0|, |V_1|) < \frac{|V|}{2}$. Without loss of generality, we assume that $|V_1| < |V_0|$. Therefore, since x is a fixed point, $M(V_1) = V_1$. We conclude that V_1 is maximal self-sufficient.

(\Rightarrow) Assume that there exists a maximal self-sufficient $S \subsetneq V$. First, note that since S is maximal self-sufficient, the subset $V \setminus S$ is also maximal self-sufficient. Indeed, by maximality of S , for any $u \notin S$ we have $|N_G(u) \cap S| \leq \frac{|N_G(u)|}{2}$ and therefore $|N_G(u) \cap (V \setminus S)| > \frac{|N_G(u)|}{2}$. Thus, we can assume, without loss of generality, that $|S| < \frac{|V|}{2}$.

Consider x the configuration of A such that $x_v = 1$ if and only if $v \in S$. Since $M(S) = S$, it follows that all the automata which have value 1 in $A(x)$ are in S . We conclude that x is a fixed point of the dynamics induced by A . \square

We generalize self-sufficient subsets of vertices, when they have a similar but periodic behavior involving a sequence of subsets majoring one another cyclically.

Definition 4.7. *Let $G = (V, E)$ be a directed graph. An m -tuple of **distinct** subsets $(S_0, \dots, S_{m-1}) \subseteq V^m$ is called a self-sufficient m -cycle when $M(S_i) = S_{i+1 \bmod m}$ and $S_i \neq V$ for all $0 \leq i < m$.*

Note that, in the definition, the sets S_0, \dots, S_{m-1} are not necessarily disjoint.

Lemma 4.8. *Let A_G be an MBAN on G , and $m > 1$. The dynamic A_G has a limit cycle of length m if and only if G contains a self-sufficient m -cycle.*

Proof. (\Rightarrow) Let us assume that the dynamics induced by A contains a limit cycle (u_1, \dots, u_m) of length m , then (S_0, \dots, S_{m-1}) , with S_i is the set of automaton with value 1 in u_i , is a self-sufficient m -cycle. Indeed, the automaton with value 1 at step i have a majority of in-neighbors in state 1 at step $i - 1$, which exactly corresponds to the definition of major (Definition 4.1).

(\Leftarrow) Assume that G contains a self-sufficient m -cycle (S_0, \dots, S_{m-1}) for some $m > 1$. Consider the configuration x such that $x_v = 1$ if and only if $v \in S_0$. It follows from Definition 4.7 that, for all $t \in \mathbb{N}$:

$$A^t(x)_v = \begin{cases} 1 & \text{if } v \in S_{t \bmod m}, \\ 0 & \text{otherwise.} \end{cases}$$

Thus, the dynamics induced by A contains a cycle of length m . Indeed, $A^m(x) = x$ and for all integer $t \in \{1, \dots, m-1\}$, all the automata whose value is 1 in the configuration $A^t(x)$ are in S_t , implying that $A^t(x) \neq x$. \square

Observe that a self-sufficient 1-cycle (for $m = 1$) is simply a self-sufficient subset (Definition 4.4). Moreover, if we consider (S_0, \dots, S_{m-1}) a self-sufficient m -cycle then $S_0 \cup \dots \cup S_{m-1}$ is self-sufficient. Thus, if we assume that $S_0 \cup \dots \cup S_{m-1}$ is maximal and does not contain all the nodes of V ($S_0 \cup \dots \cup S_{m-1} \neq V$), then $V \setminus (S_0 \cup \dots \cup S_{m-1})$ is also self-sufficient and we go back to the previous pattern. For this reason, we can consider only the self-sufficient m -cycles which contain at least half of the nodes of the graph.

We now prove that these three patterns characterize exactly whether or not an MBAN solves DCT (remark that they are not mutually exclusive).

Theorem 4.9. *Let A be an MBAN and $G = (V, E)$ its graph. Then, A solves DCT if and only if G does not contain any of the following patterns:*

- a leader subset S (of size $|S| < \frac{|V|}{2}$),
- a maximal self-sufficient subset S distinct from V ,
- a self-sufficient- m -cycle (S_0, \dots, S_{m-1}) (with $S_i \neq V$ for all $0 \leq i < m$).

Proof. One direction is given by Lemmas 4.3, 4.6 and 4.8. For the other direction, suppose that A does not solve DCT. Thus, there exists a configuration x of A which is in one of the following three cases:

1. x has period at least 2 in the dynamics induced by A ,
2. x is a non-trivial fixed point of the dynamics induced by A ,
3. $\text{maj}(x) \neq \text{maj}(A(x))$.

And the three cases are also given by Lemmas 4.8, 4.6 and 4.3 respectively. \square

5 Complexity of self-sufficient, leader and m -cycle

We begin by proving that the existence of a self-sufficient pattern is an NP-complete decision problem (even when restricted to strongly connected digraphs).

Theorem 5.1. *Given $G = (V, A)$ a digraph, deciding whether there exists a self-sufficient subset $S \subseteq V$ such that $|S| < \frac{|V|}{2}$ is NP-complete.*

Remark 2. *The hardness of finding small self-sufficient subsets appears in the literature under the name alliances, see for example [4, 13], and our construction is rooted in the*

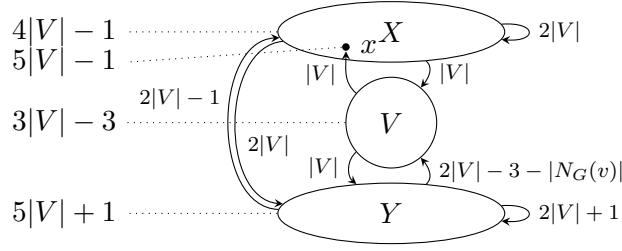


Figure 3: Construction of G' in the proof of Theorem 5.1. Arcs between the sets X , V and Y are labeled by the number of in-neighbors taken from the source set to all the vertices of the destination set. The total number of in-neighbors is given on the left, for each set and the distinguished vertex $x \in X$.

same dual relationship to the hardness of finding large cliques. Nevertheless, our precise statement requires an original rework of known constructions, because it asks for the size of the subset to be strictly less than half of the vertices in the graph (in order to contradict the majority state).

Proof. It belongs to NP, because checking whether a potential subset $S \subseteq V$, with $|S| < \frac{|V|}{2}$, is self-sufficient can straightforwardly be performed in polytime.

For the NP-hardness, we reduce from deciding whether an undirected graph $G = (V, E)$ has a clique of size (at least) $\frac{|V|}{2}$, which is known to be NP-hard [9]. Without loss of generality, assume $|V|$ is even and the degree of each vertex $v \in V$ is at most $|V| - 3$.

We construct a directed graph $G' = (V', A')$ with $V' = V \sqcup X \sqcup Y$ where $|X| = 2|V|$ and $|Y| = 2|V| + 1$ are sets of new vertices, so that $|V'| = 5|V| + 1$ is odd. The arcs of A' are (see Figure 3):

- all arcs toward Y (including loops), i.e. $\forall v \in Y$, $|N_{G'}(v)| = 5|V| + 1$ is odd,
- all arcs from X to X (including loops) and $2|V| - 1$ arcs from Y to each vertex of X , and for a distinguished vertex $x \in X$ all arcs from V to x , i.e. $\forall v \in X \setminus \{x\}$, $|N_{G'}(v)| = 4|V| - 1$ and $|N_{G'}(x)| = 5|V| - 1$ are odd,
- two arcs $(u, v), (v, u)$ for each $\{u, v\} \in E$ of G , for each $v \in V$ we add $|V| - 3 - |N_G(v)|$ arcs from Y to v , plus $|V|$ additional arcs from X to v , and $|V|$ additional arcs from Y to v , i.e. $\forall v \in V$, $|N_{G'}(v)| = 3|V| - 3$ is odd.

When no precision is given, the in-neighbors can be chosen arbitrarily among the designated set of vertices. Observe that X and Y contain enough vertices for this construction, that it can be performed in polynomial time, and that the resulting digraph G' is strongly connected,

We now show that G has a clique of size at least $\frac{|V|}{2}$ if and only if G' has a self-sufficient subset of size at most $\frac{|V'|}{2}$.

(\Rightarrow) If G has a clique $S \subseteq V$ of size $|S| = \frac{|V|}{2}$ (or more, but then it also has a clique of size exactly $\frac{|V|}{2}$), we consider $S' = S \cup X$ of size $|S'| = \frac{|V|}{2} + 2|V| = \frac{|V'| - 1}{2}$. For any $v \in X \setminus \{x\}$ we have $|N_{G'}(v)| = 4|V| - 1$ and $|N_{G'}(v) \cap S'| = 2|V|$ (in-neighbors from X), and for the vertex x we have $|N_{G'}(x)| = 5|V| - 1$ and $|N_{G'}(x) \cap S'| = 2|V| + \frac{|V|}{2}$ (in-neighbors from X and from S , respectively). Moreover, for any $v \in S$ we have $|N_{G'}(v)| = 3|V| - 3$ and $|N_{G'}(v) \cap S'| = |V| + (\frac{|V|}{2} - 1) = \frac{3|V| - 2}{2}$ (in-neighbors from X and the half-clique, respectively). We deduce that S' is a self-sufficient subset in G' .

(\Leftarrow) If G has no clique of size $\frac{|V|}{2}$ or more, let us consider a case analysis on any $S' \subseteq V'$ of size at most $\frac{|V'| - 1}{2}$, to prove that S' cannot be self-sufficient.

- If $S' \cap Y \neq \emptyset$, then S' is not self-sufficient because $|N_{G'}(v)| = |V'|$ is too high for any $v \in Y$.
- If $S' \subseteq V$, then S' is not self-sufficient because $|N_{G'}(v)| = 3|V| - 3$ whereas $|N_{G'}(v) \cap S'| \leq |V| - 3$ for any $v \in V$.

The remaining case has $S' \subseteq V \cup X$ and $S' \cap X \neq \emptyset$. If $S' \cap X = \{x\}$ then S' is not self-sufficient because the in-neighborhood of x is too large ($5|V| - 1$) compared to the size of S' (at most $|V| + 1$), hence there is another vertex $u \in S' \cap (X \setminus \{x\})$. Since $|N_{G'}(u)| = 4|V| - 1$, to be self-sufficient S' requires $|N_{G'}(u) \cap S'| \geq 2|V|$, and this is possible only with $X \subseteq S'$ (there is no arc from V to u). Given that $X \subseteq S'$, we deduce that S' must additionally contain at least half of the vertices from V , to fulfill the condition of self-sufficient for the vertex x which has a total of $5|V| - 1$ in-neighbors in G' . From the upper bound on the size of S' , we conclude that S' must contain exactly half of the vertices from V , *i.e.* have size $\frac{|V|+1}{2}$. Since G has no clique of size $\frac{|V|}{2}$, it follows that for some $v \in V$ we have $|N_{G'}(v) \cap S'| \leq |V| + (\frac{|V|}{2} - 2)$ (from X and from $V \cap S'$, respectively) whereas $|N_{G'}(v)| = 3|V| - 3$, thus S' is not self-sufficient. \square

Remark that the proof also holds for maximal self-sufficient, hence by Lemma 4.6 we obtain the following Corollary.

Corollary 5.2. *Given a digraph G , deciding whether the MBAN A_G admits a non-trivial fixed point is NP-complete.*

Deciding the existence of a leader forbidden pattern is also NP-complete (even when restricted to strongly connected digraphs).

Theorem 5.3. *Given $G = (V, A)$ a digraph, deciding whether there exists a leader subset $S \subseteq V$ such that $|S| < \frac{|V|}{2}$ is NP-complete.*

Proof. It belongs to NP because checking whether a potential subset $S \subset V$, with $|S| < \frac{|V|}{2}$, is leader can straightforwardly be performed in polynomial time.

We reduce from the problem of the existence of a vertex cover containing at most half the vertices, which is known to be NP-complete (indeed, vertex covers and independent sets are closely related) [9]. Let $G = (V, E)$ be an undirected connected graph with $V = \{0, \dots, n-1\}$ where n is a multiple of 4. From the connectivity, we have that each vertex of G has at least one neighbor.

We construct the digraph $G' = (V', E')$ on vertex set $V' = V \sqcup Y \sqcup X \sqcup Z \sqcup Z'$ where:

- $Y = Y_0 \sqcup \dots \sqcup Y_{n-1}$ is such that $|Y_i| = |N_G(i)| - 1$ for all $i \in V$,
- $X = \{x_0, \dots, x_{|Y|-1}\}$ *i.e.* $|X| = |Y| = 2|E| - n \geq n$,
- $Z = \{\ell_0, r_0\} \sqcup \dots \sqcup \{\ell_{3n/4-1}, r_{3n/4-1}\}$,
- $Z' = \{\ell_{3n/4}, r_{3n/4}\} \sqcup \dots \sqcup \{\ell_{n-1}, r_{n-1}\} \sqcup \{t\}$.

We have $|Z| = \frac{3n}{2}$, $|Z'| = \frac{n}{2} + 1$, and $|V'| = n + 2(2|E| - n) + 2n + 1 = n + 4|E| + 1$.

The arcs of E' are (See Figure 4):

- E' contains (i, j) and (j, i) for each edge $\{i, j\} \in E$,
- $N_{G'}(i)$ also contains all the nodes in Y_i for each $i \in V$,
- $N_{G'}(x_i) = \{x_{i-1}, \ell_i, r_i\}$ for each $i \in V$, where x_{-1} is interpreted as x_{n-1} (the vertices of X form a cycle),
- $N_{G'}(u) = V'$ for all $u \in Y \sqcup Z$ *i.e.* they have a complete in-neighborhood,
- $N_{G'}(z') = X$ for all $z' \in Z'$.

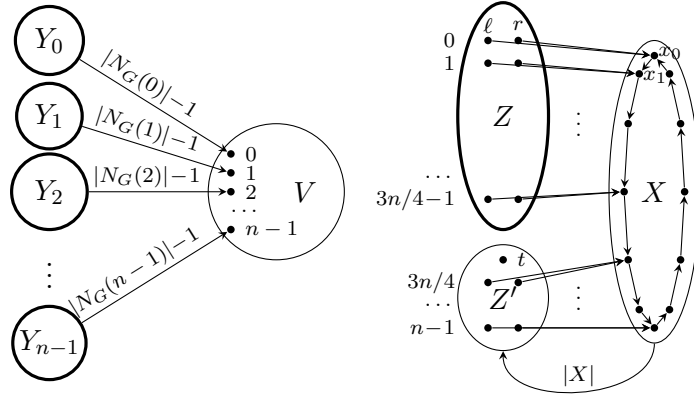


Figure 4: Construction of G' in the proof of Theorem 5.3. Arcs between the sets Y_i and V are labeled by the number of arcs. All X is in neighbor of all Z' . The sets Y_i and Z have all the vertices in V' as in-neighbors, hence there cannot belong to $M(S)$ for any leader subset S .

Remark that G' is strongly connected.

We now show that G contains a vertex cover of size at most $\frac{|V|}{2}$ if and only if G' contains a leader subset of size at most $\frac{|V'|}{2}$.

(\Rightarrow) Let C be a vertex cover of G of size at most $\frac{|V|}{2}$. Let R be the set of nodes r_i in $Z \cup Z'$ and $S = C \sqcup X \sqcup R$. We have that $|S| \leq \frac{n}{2} + 2|E| - n + n < \frac{|V'|}{2}$. Since S contains X and R , we deduce that $X \subseteq M(S)$ and $Z' \subseteq M(S)$. Moreover, C is a vertex cover of G therefore $N_{G'}(i) \cap C = N_G(i)$ for all $i \in V$, and we have $|N_G(i)| = \frac{|N_{G'}(i)|+1}{2}$ for all $i \in V$, hence we deduce that $V \subseteq M(S)$. Consequently, $|M(S)| \geq |X| + |Z'| + |V| = 2|E| - n + 1 + \frac{n}{2} + n > \frac{|V'|}{2}$ and S is a leader subset of V' .

(\Leftarrow) Let S be a leader subset of V' , hence of size $|S| < \frac{|V'|}{2}$ and with major size $|M(S)| > \frac{|V'|}{2}$. We first prove that there exists a leader S' avoiding Y and using nodes from R in Z and Z' (the set of nodes r_i in $Z \sqcup Z'$).

Claim 5.4. *There exists a leader subset $S' \subseteq V'$ such that $S' \cap Y = \emptyset$ and $S' \cap (Z \sqcup Z') \subseteq R$.*

Proof of claim. Firstly, we prove that it is possible to replace in S each node which belongs to some Y_i by some node belonging to V , or remove it, without changing $M(S)$. Assume that there exists $i \in V$ such that $S \cap Y_i \neq \emptyset$, and let y be a node in this intersection. Two cases are possible.

- If there exists $v \in N_G(i)$ such that $v \notin S$. Let S' be the set S where we replace y by v . Since no node in Y nor Z is in $M(S)$ (because their in-degrees are $|V'|$), we can consider only the out-neighborhood of y included in V , namely the node i . We have $i \in N_{G'}(v)$, therefore v compensates for the loss of y and $M(S) \subseteq M(S')$.
- If $S \cap N_G(i) = N_G(i)$, then $i \in M(S \setminus \{y\})$, and for similar reasons as the previous item, $M(S) = M(S \setminus \{y\})$.

Secondly, we prove that t is not in S , and that whenever both ℓ_i and r_i are in S then ℓ_i can be removed. Since in the case $\ell_i \in S$ and $r_i \notin S$, node ℓ_i can be replaced by r_i , we conclude that $S' \cap (Z \sqcup Z')$ can be restricted to R .

- If $t \in S$. The out-neighborhood of s is $Y \sqcup Z$ which cannot be in $M(S)$, thus we conclude that $M(S) = M(S \setminus \{s\})$.
- If there exists $i \in V$ such that $\ell_i, r_i \in S$ and $x_{i-1} \notin S$. Let S' be the set S where we replace ℓ_i by x_{i-1} . For similar reasons as previously, we have that $M(S) = M(S')$.
- If there exists $i \in V$ such that $\ell_i, r_i \in S$ and $x_{i-1} \in S$. For similar reasons as previously, we have that $M(S) = M(S \setminus \{\ell_i\})$.

This concludes the proof of the claim. \diamond

From the previous Claim, we assume without loss of generality that $S \cap Y = \emptyset$ and $S' \cap (Z \sqcup Z') \subseteq R$. As already explained, $Y, Z \notin M(S)$, hence $M(S)$ contains only nodes of X, Z' and V . Moreover $|X| + |Z'| + |V| = \frac{|V'|+1}{2}$, hence it follows that $M(S) = X \sqcup Z' \sqcup V$ otherwise S is not a leader.

For each $i \in \{n, \dots, |X| - 1\}$, in order to have $x_i \in M(S)$ we must have $x_{i-1} \in S$ because $N_{G'}(x_i) = \{x_{i-1}\}$. Furthermore we have $S \cap (Z \sqcup Z') \subseteq R$, meaning that no node ℓ_i is in S . As a consequence, for each $i \in \{0, \dots, n-1\}$, in order to have $x_i \in M(S)$ we must have $x_{i-1}, r_i \in S$. In total we must have $X, R \subseteq S$.

To verify $|S| < \frac{|V|}{2}$, at most $\frac{|V|}{2}$ node of V are in S . Since no node of Y is in S , in order to have $V \subseteq M(S)$, for each $i \in V$ we must have $N_G(i) \subseteq S$. We conclude that $S \cap V$ is a vertex cover of G whose size is at most $\frac{|V|}{2}$. \square

We continue with studies on the complexity of deciding whether G admits a self-sufficient m -cycle pattern for some $m \geq 2$ (recall that $m = 1$ corresponds to self-sufficient subset). Thanks to Lemma 4.8, this problem is equivalent to asking whether the dynamic of A_G admits a limit cycle of length at least 2.

MBAN Limit Cycle problem (MBAN-LC).

Input: An MBAN A_G given by its directed graph G .

Question: Does the dynamics of A_G contains a limit cycle of length ≥ 2 ?

To prove that **MBAN-LC** is PSPACE-complete, we reduce from the *Iterated Circuit Value Problem (iter-CVP)*, which is known to be PSPACE-complete [12]. An instance of **iter-CVP** is a circuit $C : \{0, 1\}^n \rightarrow \{0, 1\}^n$, a configuration $x \in \{0, 1\}^n$ and a positive integer i between 0 and $n - 1$, and the question is whether there is some integer $t > 0$ such that $C^t(x)_i = 1$, that is, the t -th iteration of the circuit C starting from x (feeding back the output to the input of the circuit at each iteration) outputs a bit 1 on position i . Without loss of generality, we assume that the circuit C is *layered*, that is to say the gates of depth ℓ take their inputs from gates at depth $\ell - 1$ (depth 0 being the inputs), and all the outputs are gates at the same depth d , which is the *depth* of the circuit C (this is achieved simply by adding *OR* gates to copy values from one layer to the next). Our reduction towards an instance G (a directed graph defining an MBAN) of **MBAN-LC** is a construction in three steps.

First, we transform an instance of **iter-CVP**, into a circuits C_1 , such that the dynamics induced by C_1 (as a function on state space $\{0, 1\}^n$) admits a limit cycle of length 2^n if and only if there exists no integer t verifying that $C^t(x)_i = 1$, otherwise C_1 has a unique attractor which is the fixed point 1^n . This is the purpose of Definition 5.5 and Proposition 5.6.

Second, we give a method for transforming C_1 into a monotone Boolean circuit C_2 such that the dynamics induced by C_2 contains a limit cycle of length at least 2^n if and only if it is also the case for the dynamics of C_1 , otherwise both have only fixed

points (two for the monotone Boolean circuit C_2 , namely 0^n and 1^n). This is done in Definition 5.9 and Proposition 5.12.

Third, we explain how to transform a monotone Boolean circuit into an MBAN (based on the gadgets in Figure 1). Furthermore, we show that the dynamics induced by the MBAN, resulting from the application of this transformation of C_2 , contains a limit cycle of length at least 2^n if and only if it is also the case for the dynamics of C_2 , otherwise both have only fixed points. We explain this last step in Definition 5.13 and Proposition 5.15.

We also argue that all of the constructions can be performed in polynomial time. The proofs of Propositions 5.6 and 5.12, and of Lemmas 5.8, 5.11 and 5.14 are not particularly difficult from the definitions.

Let us present the first step, constructing a circuit $L(C, x, i)$ with either a global fixed point attractor if the **iter-CVP** instance is positive, or with a long cycle otherwise. This is achieved by a circuit incrementing a counter to obtain a long cycle, and sending the whole configuration to some fixed configuration whenever the application of circuit C outputs a 1 on its i -th bit.

Definition 5.5. We define the transformation L which, given C, x, i an instance of **iter-CVP**, constructs a Boolean circuits $L(C, x, i) : \{0, 1\}^{2n} \rightarrow \{0, 1\}^{2n}$ where its inputs and outputs are separated in two blocks each of n bits, namely y and counter, such that:

1. 1^{2n} is a fixed point,
2. if $C(y)_i = 1$ then the output of $L(C, x, i)$ is 1^{2n} ,
3. else, the counter of $L(C, x, i)$ is incremented by 1 modulo 2^n ,
4. when the counter equals 0^n then the output y of $L(C, x, i)$ is $C(x)$, otherwise it is $C(y)$ (iterate C on the input y).

We can construct $L(C, x, i)$ in polytime, as described in Figure 5.

Proposition 5.6. Let $C : \{0, 1\}^n \rightarrow \{0, 1\}^n$ be a Boolean circuit, $x \in \{0, 1\}^n$ a configuration and $i \in \{0, \dots, n-1\}$ a position. Then, C, x, i is a negative instance of **iter-CVP** if and only if the iterations of $L(C, x, i)$ contains a limit cycle of length 2^n . Moreover, C, x, i is a positive instance of **iter-CVP** if and only if the iterations of $L(C, x, i)$ has the global fixed point attractor 1^{2n} .

Proof. For convenience we denote $C_1 := F(C, x, i)$. We prove one direction for each part of the statement, the other directions come from the conjunction of the two alternatives.

Assume that C, x, i is a negative instance of **iter-CVP**, and consider the starting configuration of C_1 such that $y = C(x)$ and the value of *counter* is the binary encoding of 1. The iterations of C_1 will iterate C on y and increment *counter* because it will never encounter a 1 at position i in y , until the *counter* reaches the binary encoding of 0, and then the output y will be $C(x)$ and the output *counter* will be the binary encoding of 1, which is our starting configuration after 2^n steps.

Assume that C, x, i is a positive instance of **iter-CVP**, with $C^t(x)_i = 1$ for some integer t . Let $x' \in \{0, 1\}^{2n}$ be any configuration of C_1 , decomposed as y' and *counter'*. Two cases are possible. First, if there exists t' with $\text{counter}' + t' < 2^n$ such that $C^{t'}(y')_i = 1$, then the value of *counter* will not reset to 0 during these iterations and $C^{t'}(y')$ is the fixed point 1^{2n} . Second, if $C^{t'}(y')_i = 0$ for all t' such that $\text{counter}' + t' < 2^n$, then the output of $C_1^k(x')$ restricted to y is $C(x)$ and restricted to *counter* is 1, with $k = 2^n - \text{counter}$. Since $C^t(x)_i = 1$, then after $t - 1$ more iterations we will have that $C_1^{k+t-1}(x')$ is the fixed point 1^{2n} . \square

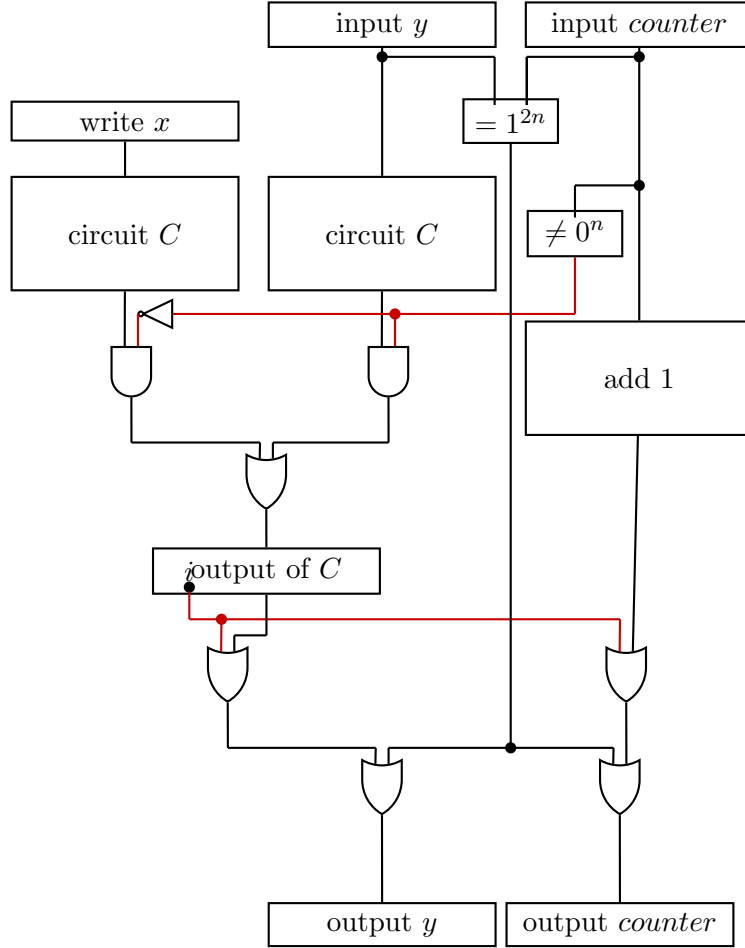


Figure 5: Effective construction of $L(C, x, i)$ in Definition 5.5. The test that the input is 1^{2n} is a circuit of depth $\log_2(2n)$ with at most $2n$ *AND* gates of fan-in two, and the test that *counter* is not 0^n is analogous with *OR* gates. Write x is composed of n NOT gates, k *AND* gates (for the 0s in x) and $n - k$ *OR* gates (for the 1s in x). Add 1 computes $\text{counter} + 1 \bmod 2^n$ using n *XOR* gates and n *AND* gates. All the *OR* and *AND* gates drawn correspond to one gate per bit.

The second step constructs a monotone circuit $M(C)$ with a behavior analogous to C . This is achieved by employing the original circuit C and its symmetric $N(C)$ according to the flip of 0 and 1 values.

Definition 5.7. Let $C : \{0, 1\}^n \rightarrow \{0, 1\}^n$ be a Boolean circuit. We define the transformation N which builds $N(C)$ from C by replacing each OR gate by an AND gate and conversely. For any configuration $x \in \{0, 1\}^n$, let \bar{x} denote the configuration where each bit $x_i \in \{0, 1\}$ of x is flipped into $\bar{x}_i = \neg x_i$.

Lemma 5.8. Let $C : \{0, 1\}^n \rightarrow \{0, 1\}^n$ be a Boolean circuit. For any configuration $x \in \{0, 1\}^n$, we have $N(C)(\bar{x}) = \overline{C(x)}$.

Proof. It simply follows by induction, from De Morgan's laws that for any two bits $b_1, b_2 \in \{0, 1\}$ we have $\neg b_1 \wedge \neg b_2 = \neg(b_1 \vee b_2)$ and $\neg b_1 \vee \neg b_2 = \neg(b_1 \wedge b_2)$: at every gate the Boolean value computed in $N(C)$ is the negation of the Boolean value computed by the corresponding gate in C . Remark that NOT gates also verify this (they are not modified in the construction of $N(C)$ presented in Definition 5.7). \square

Definition 5.9. Let $C : \{0, 1\}^n \rightarrow \{0, 1\}^n$ be a Boolean circuit. We define the transformation M which constructs from C the monotone (without NOT gate) Boolean circuit $M(C) : \{0, 1\}^{2n} \rightarrow \{0, 1\}^{2n}$ as follows. First, we delete any two consecutive NOT gates in C . Second, we append a copy of C and a copy of $N(C)$, therefore with $2n$ inputs and $2n$ outputs. Third, we remove all NOT gates, and rewire them as follows: in C (resp. $N(C)$), if some input of gate g was the output of a NOT gate whose input was another gate g' , then we replace it with the gate corresponding to g' in $N(C)$ (resp. C).

An example of the construction so far is given on Figure 6. Note that this is a classical method to monotonize a Boolean circuit, using a double wire logic [2, 11].

Furthermore, denoting $x^\ell \in \{0, 1\}^n$ and $x^r \in \{0, 1\}^n$ its two blocks of input bits, we set the following additional rules for the output of $M(C)$:

1. if x^ℓ is 1^{2n} then the output is 1^{2n} ,
2. else, if $x_i^\ell = x_i^r = 1$ for some $0 \leq i < n$ then the output is 1^{2n} ,
3. else, if $x_i^\ell = x_i^r = 0$ for some $0 \leq i < n$ then the output is 0^{2n} .

An additional technical requirement for the final MBAN is that part C (and $N(C)$) is layered, and that the part C and the parts implementing Rules 1–3 have coprime depths (the longer being C , so that the depth of $M(C)$ is the depth of C). A procedure to construct $M(C)$ is given in Lemma 5.10.

Lemma 5.10. Let $C : \{0, 1\}^n \rightarrow \{0, 1\}^n$ be a Boolean circuit. The monotone Boolean circuit $M(C)$ can be constructed in polynomial time.

Proof. First, a simple traversal allows to delete any two consecutive NOT gates, construct $N(C)$, and rewire the removed NOT gates. For Rules 1–3, we use additional gates organized as follows.

To implement Rule 1 and verify whether x^ℓ is 1^n , we use a binary tree of AND gates of depth $\lceil \log_2 n \rceil$, and denote r_1 its root which has value 1 if and only if $x^\ell = 1^n$.

We implement Rule 2 using n AND gates for the tests for each $0 \leq i < n$, then a binary tree of OR gates of depth $\lceil \log_2 n \rceil$ to propagate the finding of some i such that $x_i^\ell = x_i^r = 1$ with a value 1 at the root gate, which we denote r_2 . Rule 3 is implemented similarly, with n OR gates for the tests and a tree of AND gates with a value 0 at the root gate (in case $x_i^\ell = x_i^r = 0$ for some i), which we denote r_3 .

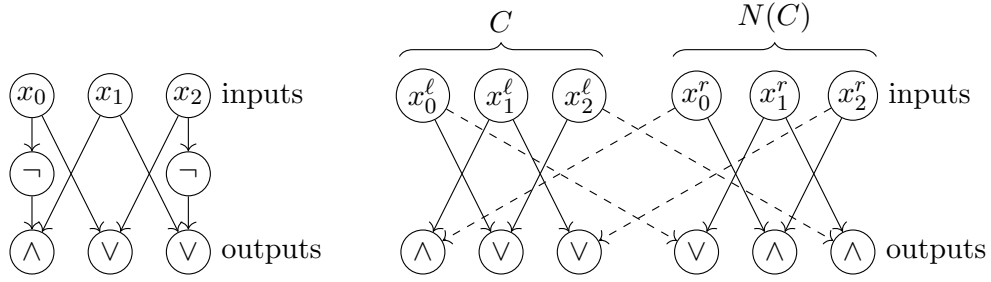


Figure 6: First step of the construction of $M(C)$ in Definition 5.9. From C of size $n = 3$ (left), one constructs a monotone circuit of size $2n = 6$ simulating it (right). The final $M(C)$ has additional rules, but the following holds both for $M(C)$ and the pictured circuit: we have $C(010) = 101$ and $M(C)(0100\bar{1}0) = M(C)(010101) = 101010 = 101\bar{1}0\bar{1}$ (this illustrates Lemma 5.11).

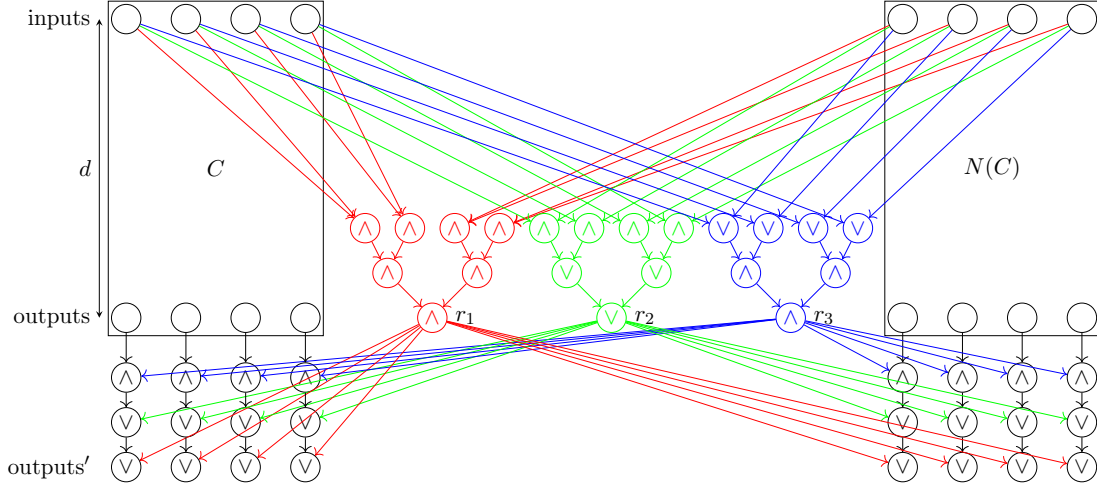


Figure 7: Construction of $M(C)$ described in Lemma 5.10. The parts C and $N(C)$ are split for clarity. The implementation of Rule 1 is in red, of Rule 2 in green, and of Rule 3 in blue. The depth d of C should be coprime with the depth of the tests until the roots r_1 , r_2 and r_3 , which equals 3 in this picture.

The gates r_1 , r_2 and r_3 are wired so that the priority among Rules 1–3 is respected: the i -th output gate g of the circuit is replaced by the gate g' which is computed as $g' = ((g \wedge r_3) \vee r_2) \vee r_1$. Indeed, for all of these new output gates g' , if $r_1 = 1$ then $g' = 1$, else if $r_2 = 1$ then $g' = 1$, else if $r_3 = 1$ then $g' = 0$. And if $r_1 = r_2 = 0$ and r_3 (no rule applies) we have $g' = g$. An illustration is given on Figure 7.

If the initial circuit C had depth d , it has now depth $d + 3$. And the depth of the tests are $\lceil \log_2 n \rceil$ (binary tree for Rule 1) or $\lceil \log_2 n \rceil + 1$ (gates then binary tree for Rules 2 and 3). Finally we add dummy *OR* gates of arity one so that part C is layered (split wires into layered bit propagations), and so that the depth of the tests and the depth of C are coprime.

On overall, a polynomial number of gates are added, without any difficulty in the polynomial time computation of their placement. \square

To prove the second step of our construction (Proposition 5.12), we need the following Corollary of Lemma 5.8 and Definition 5.9.

Lemma 5.11. *Let $C : \{0, 1\}^n \rightarrow \{0, 1\}^n$ be a Boolean circuit. For any $x^\ell, x^r \in \{0, 1\}^n$, if $x^r = \overline{x^\ell}$ then $M(C)(x^\ell x^r) = C(x^\ell)N(C)(\overline{x^\ell}) = C(x^\ell)\overline{C(x^\ell)}$, otherwise $M(C)(x^\ell x^r)$ is 0^{2n} or 1^{2n} .*

Proof. We never encounter the configuration 1^{2n} , therefore the result follows by induction over Lemma 5.8. \square

Proposition 5.12. *Let $C : \{0, 1\}^n \rightarrow \{0, 1\}^n$ be a Boolean circuit. For any $\ell > 1$, there exists a limit cycle of length ℓ in the iterations of C if and only if there exists a limit cycle of length ℓ in the iterations of $M(C)$. Moreover, the iterations of C admits 1^n as a global attractor if and only if the only limit cycles in the iterations of $M(C)$ are the two fixed points 1^{2n} and 0^{2n} .*

Proof. For convenience we denote $C_2 := M(C)$. We first prove one direction of the two equivalences, then the other directions.

(\Rightarrow) For the first point, assume that there is a limit cycle of length $\ell > 1$ in the dynamics induced by C . Let $x \in \{0, 1\}^n$ be a configuration of this cycle. From Lemma 5.11, we have $C_2^t(x\overline{x}) = C^t(x)\overline{C^t(x)}$ for all integer $t \geq 0$. Consequently, the dynamics induced by C_2 admits a limit cycle of length ℓ .

For the second point, assume that the dynamics induced by C admits 1^n as a global attractor, and let us consider three cases.

- If x^ℓ is 1^n , then by construction the output of C_2 is 1^{2n} .
- If $x^r = \overline{x^\ell}$, then we use the hypothesis that there exists t such that $C^t(x^\ell) = 1^n$, and an induction on Lemma 5.11 to deduce that $C_2^t(x\overline{x}) = C^t(x)\overline{C^t(x)} = 1^n 0^n$. Then the previous case applies.
- If $x^r \neq \overline{x^\ell}$, then by construction the output of $C_2(x^\ell x^r)$ is 0^{2n} or 1^{2n} .

(\Leftarrow) For the first point, assume that there is a limit cycle of length $\ell > 1$ in the dynamics induced by C_2 . Let $y^\ell y^r$ be a configuration of this cycle. From Lemma 5.11 we deduce that $y^r = \overline{y^\ell}$, since otherwise the image of this configuration is a fixed point 1^{2n} or 0^{2n} (hence it is not in a cycle). From Lemma 5.11 again, we have $C_2^t(y^\ell y^r) = C_2^t(y^\ell \overline{y^\ell}) = C^t(y)\overline{C^t(y)}$ for all integer $t \geq 0$. This implies that the first block of n bits is always distinct throughout the iterations of C_2 for ℓ steps, hence the dynamics of C admits a limit cycle of length ℓ as well.

For the second point, assume that the iterations of C_2 admits as limit cycles only the two fixed points 1^{2n} s and 0^{2n} . We can directly remark that all the configurations $x^\ell x^r$ that converge to 0^{2n} are such that $x^r \neq \overline{x^\ell}$. Then, for the configurations $x^\ell x^r$ such that $x^r = \overline{x^\ell}$, by hypothesis there exists $t \geq 0$ such that $C_2^t(x^\ell x^r)$ is 1^{2n} . By a similar reasoning as the previous point, this implies that $C^t(x)$ is 1^n , and consequently 1^n is a global attractor of the iterations of C . \square

We now construct the graph of an MBAN from a monotone circuit having only *OR* and *AND* gates, using the simulation presented on Figure 1. Additionnal vertices T and F are meant to play the role of constants 1 and 0 respectively, and we will start with the study of their behavior.

Definition 5.13. *We define B the transformation of a monotone Boolean circuit $C : \{0, 1\}^n \rightarrow \{0, 1\}^n$ into a graph $G = (V, E)$ with $V = C_0 \sqcup T \sqcup F$, where:*

- $C_0 = \{0, \dots, s-1\}$ where s is the number of gates in C (excluding inputs),
- $T = \{s, s+1, s+2, s+3, s+4\}$ and $F = \{s+5, s+6, s+7, s+8, s+9\}$.

E reproduces the adjacency among the gates of C (without multiplicities), plus:

- in-neighbor s for any *OR* gate with 2 distinct input gates,
- in-neighbor $s + 5$ for any *AND* gate with 2 distinct input gates,
- in-neighbor the i -th output gate of C , for any gate having as input the i -th input gate of C , with $0 \leq i < n$.

Furthermore, the nodes T and F are two cliques (with loops). Finally, $s + 4$ and $s + 9$ also have as in-neighbors the nodes 0 and 1. Remark that G is strongly connected, and all its nodes have in-degree 1, 3, 5 or 7.

Remark that T and F are self-sufficient subsets, and we now prove that their states are fixed and uniform after two iterations. This is important because the value of s (from T) and $s + 5$ (from S) determine the simulation of Boolean gates by majority local functions.

Lemma 5.14. *For any monotone circuit C , the states of T and F are uniform and fixed after two iterations of the MBAN A_G on the digraph $G = B(C)$. More precisely, $A_G^t(x)_s = A_G^t(x)_{s+1} = A_G^t(x)_{s+2} = A_G^t(x)_{s+3} = A_G^t(x)_{s+4} = \text{maj}(x_T)$ and $A_G^t(x)_{s+5} = A_G^t(x)_{s+6} = A_G^t(x)_{s+7} = A_G^t(x)_{s+8} = A_G^t(x)_{s+9} = \text{maj}(x_F)$ for any $x \in \{0, 1\}^n$ and any $t \geq 2$.*

Proof. We prove the lemma for T (for F it is analogous). The in-neighborhoods of $s, s + 1, s + 2, s + 3$ are identical, and their value after one step of the MBAN is the majority state among T , i.e. $\text{maj}(x_T)$. Since $\{s, s + 1, s + 2, s + 3\}$ is self-sufficient, these values are fixed forever. At the second step, $s + 4$ will also take this value, and T is self-sufficient thus it keeps this uniform value forever. \square

For the construction of Definition 5.13 to work properly, the vertices of T (in particular s) are expected to be in state 1, and the vertices of F (in particular $s + 5$) are expected to be in state 0. However, not all configurations of the MBAN verify this, hence we must also consider the other alternatives. Intuitively, when the state of s is 0 then the *OR* gates are simulated as *AND* gates, and when the state of $s + 3$ is 1 then the *AND* gates are simulated as *OR* gates.

To understand the dynamics of the MBAN on $M(C)$, it is easier when C is layered. However, in order to avoid creating artificial limit cycles, we also need to break the fact that C is layered, which is done at the end of Definition 5.9. Consequently, for the next proposition we compose transformations M and B .

Proposition 5.15. *Let $C : \{0, 1\}^n \rightarrow \{0, 1\}^n$ be a Boolean circuit, s be the number of gates in $M(C)$ and d its depth, and A_G be the MBAN on $G = B(M(C))$ with $s + 9$ vertices. If there is a limit cycle of length $\ell > 1$ in the dynamics induced by C then there is a limit cycle of length $d\ell$ in the dynamics of A_G , and if there is a cycle of length $\ell' > 1$ in the dynamics of A_G then $\ell' = d\ell$ with $\ell > 1$ and there is a cycle of length ℓ in the dynamics induced by C . Moreover, the dynamics induced by C has the fixed point 1^n as a global attractor if and only if the only limits cycles in the dynamics of A_G are fixed points.*

Proof. We split the study of the dynamics in A_G for any $x \in \{0, 1\}^{s+9}$ into four cases, depending on the majority state in x of the vertices belonging to T and F . Indeed, by Lemma 5.14 all the vertices of T and F converge after two steps of A_G , therefore we assume that it is the case in x (formally, for any starting $x' \in \{0, 1\}^n$ we consider $x = A_G^2(x')$ in order to study the limit dynamics of x').

Case $\text{maj}(x_T) = \text{maj}(x_F) = 0$. In this case all the gates of $M(C)$ are simulated as *OR* gates in A_G . Because G is strongly connected and has cycles with coprime lengths (Definition 5.9), it has only two fixed points on vertex set C_0 (T and F are fixed): configuration 1^s if there exists $v \in C_0$ such that $x_v = 1$, and configuration 0^s otherwise (see for example [10, 8]).

Case $\text{maj}(x_T) = \text{maj}(x_F) = 1$. This case is analogous with the simulation of *AND* gates only, and leads to the same conclusion (two fixed points).

Case $\text{maj}(x_T) = 1$ and $\text{maj}(x_F) = 0$. This is the expected behavior of T (all its vertices are in state 1) and F (all its vertices are in state 0) for the correct simulation of the *OR* and *AND* gates of $M(C)$ by A_G . Let us denote r_1 , r_2 and r_3 the gates of circuit $M(C)$ which compute whether Rules 1–3 of Definition 5.9 hold or not (respectively), as on Figure 7 from the polytime construction of Lemma 5.10.

If C has a cycle of length $\ell > 1$, then so does $M(C)$ by Proposition 5.12. Let $\tilde{x} \in \{0, 1\}^{2n}$ be a configuration of $M(C)$ on this cycle. We set the state of gate vertices C_0 in x to the Boolean value they take on input \tilde{x} in the circuit $M(C)$.

It follows that the dynamics of A_G simulates the computation of circuit $M(C)$ without applying any of the Rules 1–3 of Definition 5.9, meaning that $r_1 = r_2 = 0$ and $r_3 = 1$ all along the computation, and we set the state of all the gates related to the test of Rules 1 and 2 to 0, and the state of all the gates related to the test of Rule 3 to 1. These vertices related to the tests keep their value all along the evolution of A_G and have no impact on the simulation of $M(C)$ by A_G . It takes d steps to simulate one step of $M(C)$, so every d steps the Boolean states of the vertices corresponding to the outputs of $M(C)$ are a different configuration, meaning that the limit cycle in A_G has length exactly $d\ell$.

Now we prove that if A_G has a limit cycle of length $\ell' > 1$, then ℓ' is a multiple of d and $M(C)$ has a limit cycle of length $\frac{\ell'}{d} > 1$.

Claim 5.16. *If there exists t such that, in $A_G^t(x)$, the state of r_1 or of r_2 is 1, then the dynamics of A_G on C_0 converges to the fixed point 1^s . Else if the state of r_3 is 0, then the dynamics of A_G on C_0 converges to the fixed point 0^s .*

Proof of claim. We analyse the step by step behavior of all the gates within circuit $M(C)$, as presented in the construction from Lemma 5.10 (see Figure 7). If r_1 or r_2 are in state 1, then it will eventually lead to a uniform configuration 1^{2n} on the vertices of C_0 corresponding to the output gates of C . This triggers the next test of Rule 1 to succeed, hence r_1 in state 1, leading to another uniform configuration 1^{2n} on the output gates of C , etc. Moreover, any 1^{2n} output configuration travels back into the circuit (as an MBAN, an input vertex of C now has the corresponding output vertex of C as in-neighbor), and by monotonicity it goes through each layer as a uniform configuration of 1. Since the depth of the tests and the depth of the simulation of C are coprime, this ultimately leads to the uniform value 1 invading the entire set of vertices C_0 , hence leading to a fixed point configuration 1^s on C_0 .

The reasoning is analogous when $r_1 = r_2 = r_3 = 0$, with uniform value 0 invading the entire set of vertices C_0 . \diamond

From Claim 5.16, we deduce that in any configuration of a limit cycle of length $\ell' > 1$ in A_G the state of all the test vertices are fixed to 0 for Rules 1 and 2, and to 1 for Rule 3. As a consequence, the limit cycle occurs on the simulation of circuit $M(C)$, which is layered by Definition 5.9, hence it corresponds to a limit cycle in the dynamics

induced by $M(C)$, dividing by d (the number of steps to simulate one step) the length ℓ' of the limit cycle in A_G . The resulting length $\frac{\ell'}{d}$ cannot be 1, because it would actually be a fixed point in A_G .

If C has only the fixed point 1^n as a global attractor, then we consider two possibilities regarding the dynamics of x in A_G . If some test of Rules 1–3 fails, then by the Claim the configuration x converges to a fixed point. Otherwise, the dynamics of A_G simulates the iterations of circuit C , and leads to the fixed point 1^n which triggers Rule 1, hence it converges to a fixed point.

If A_G has only fixed points, then we consider only the configurations x such that no test of Rules 1–3 fails (otherwise the configuration is not legitimate to study the dynamics induced by $M(C)$ and C). All these configurations converge, meaning that the circuit simulation converges to a fixed point, thus $M(C)$ converge to a fixed point (which can only be 0^{2n} or 1^{2n}), and by Proposition 5.12 the circuit C admits 1^n as a global attractor.

Case $\text{maj}(x_T) = 0$ and $\text{maj}(x_F) = 1$. In this case all the *OR* gates of $M(C)$ are simulated as *AND* gates, and all the *AND* gates of $M(C)$ are simulated as *OR* gates, which produced a dynamics isomorphic to the previous case. \square

Combining Propositions 5.6, 5.12 and 5.15, we obtain that **MBAN-LC** is PSPACE-complete, the reduction from **iter-CVP** being the composition of transformations $G = B(M(L(C, x, i)))$, with G of maximum in-degree 7.

Theorem 5.17. *MBAN-LC is PSPACE-complete.*

From the intermediate steps of the construction, one can derive that many variants of iterated circuit value problem are also PSPACE-complete. These variations in the restrictions on the circuit and in the question may be useful as a starting point for other hardness results, therefore we state some meaningful ones explicitly as follows.

Corollary 5.18. *The following problems are PSPACE-complete.*

- **Circuit Global Fixed Point (C-GlobalFP)**
Given a Boolean circuit $C : \{0, 1\}^n \rightarrow \{0, 1\}^n$, does the dynamics induced by C admits 1^n as a global attractor ?
- **Monotone Circuit Two Fixed Points (MC-2FP)**
Given a monotone Boolean circuit $C : \{0, 1\}^n \rightarrow \{0, 1\}^n$, does the limit dynamics induced by C admits only the two fixed points 0^n and 1^n ?
- **Monotone Circuit Limit Cycle (MC-LC)**
Given a monotone Boolean circuit $C : \{0, 1\}^n \rightarrow \{0, 1\}^n$, does the dynamics induced by C admits a limit cycle of length at least 2 ?
- **Monotone Circuit Exponential Limit Cycle (MC-ExpLC)**
Given a monotone Boolean circuit $C : \{0, 1\}^n \rightarrow \{0, 1\}^n$, does the dynamics induced by C admits a limit cycle of length at least $2^{n/2}$?
- **Circuit Orbit 0^n to 1^n (C- 0^n to 1^n)**
Given a Boolean circuit $C : \{0, 1\}^n \rightarrow \{0, 1\}^n$, does there exist $t \in \mathbb{N}$ such that $C^t(0^n) = 1^n$? That is, is 1^n in the orbit of 0^n ?
- **Monotone Circuit k Connected Components (MC- k CC)** for any $k \geq 2$
Given a monotone Boolean circuit $C : \{0, 1\}^n \rightarrow \{0, 1\}^n$, does the dynamics induced by C admits exactly k connected components ?
Also for $k = 1$ without the monotonicity condition.

- Monotone Circuit $\geq k$ Connected Components (**MC- $\geq k$ CC**) for any $k \geq 3$
Given a monotone Boolean circuit $C : \{0,1\}^n \rightarrow \{0,1\}^n$, does the dynamics induced by C admits at least k connected components ?
Also for $k = 2$ without the monotonicity condition.

Proof. The membership to PSPACE still follows a naive search algorithm as for **DCTP-One**. The PSPACE-hardness are obtained as follows. **C-GlobalFP** and **C- 0^n to 1^n** are immediate by Proposition 5.6, which also gives the result **MC- k CC** for $k = 1$ and **MC- $\geq k$ CC** for $k = 2$ when the monotonicity condition is dropped. These three problems are trivial for monotonous circuits because there always is at least the two fixed points 0^n and 1^n in their limit dynamics. All other problems are in PSPACE even when restricted to monotonous circuits.

The transformation $M(L(C, x, i))$ proves, by Propositions 5.6 and 5.12, the hardness of **MC-2FP**, **MC-LC**, **MC-ExpLC**, **MC- k CC** for $k = 2$ and **MC- $\geq k$ CC** for $k = 3$. One can artificially increase the number of connected components in the dynamics induced by a monotone circuit, by adding input/output bits. Given that the two original fixed points are 0^n and 1^n , one can for example add m bits which basically remain fixed (so far the number of fixed points is multiplied by 2^m), except when the configuration has reaches one of the two original fixed points then the m additional bits converge to a predefined number of fixed points (which may be different for the two fixed points, hence obtaining an arbitrary number of additionnal connected components). This settles the complexity of **MC- k CC** for any $k \geq 2$ and of **MC- $\geq k$ CC** for any $k \geq 3$. \square

6 Conclusion and perspectives

We have characterized when does an MBAN A_G solves the DCT, by three forbidden patterns: it does if and only if G contains no leader (potentially changing the majority), nor self-sufficient (potentially leading to a non-trivial fixed point), nor self-sufficient m -cycle for any $m \geq 2$ (potentially leading to a limit cycle of length ≥ 2). Then, we have settled the complexity of recognizing each of these three patterns: cheking whether G admits a leader or a self-sufficient is NP-complete, and whether G admits a self-sufficient m -cycle with $m \geq 2$ is PSPACE-complete. Corollary 5.18 gives larger consequences of interest. Nevertheless, our results do not classify the complexity of **MBAN-DCT**. In particular, the construction of Theorem 5.17 always has two self-sufficient subsets, namely T and F .

We conjecture that **MBAN-DCT** is PSPACE-complete. To design a polytime reduction, the current difficulty lies in constructing positive instances, which is not easy since few families are known [1]. A direction of research consists in the discovery of more graphs G avoiding the three forbidden patterns, *i.e.* such that A_G solves the DCT. Going beyond automata networks, one may further try to bring back some more uniformity to the construction, for example k -regular graphs (for some small odd integer k) so that the dynamical systems get closer to cellular automata. More broadly, the discovery of other tasks that can be solved by some fixed local rule in the spirit of the global tasks, depending on the structure of the graph, may be fruitful.

Acknowledgment

The authors received support from projects ANR-24-CE48-7504 ALARICE and HORIZON-MSCA-2022-SE-01 101131549 ACANCOS.

References

- [1] W. D. Abilhoa and P. P. B. de Oliveira. Density classification based on agents under majority rule: Connectivity influence on performance. In *DCAI'2019*, volume 1003 of *AISC*, pages 163–170. Springer, 2020.
- [2] J. Bitar and E. Goles. Parallel chip firing games on graphs. *Theoretical Computer Science*, 92(2):291–300, 1992.
- [3] R. Briceño, P. Moisset de Espanés, A. Osses, and I. Rapaport. Solving the density classification problem with a large diffusion and small amplification CA. *Physica D: Nonlinear Phenomena*, 261:70–80, 2013.
- [4] R. Carvajal, M. Matamala, I. Rapaport, and N. Schabanel. Small Alliances in Graphs. In *MFCS'2007*, volume 4708 of *LNCS*, pages 284–295. Springer, 2007.
- [5] P. P. B. de Oliveira. On density determination with CA: results, constructions and directions. *Journal of Cellular Automata*, 9(5-6):357–385, 2014.
- [6] N. Fates. Stochastic CA Solve the Density Classification Problem with Arbitrary Precision. In *STACS'2011*, volume 9 of *LIPIcs*, pages 284–295. Schloss Dagstuhl, 2011.
- [7] H. Fukš. Solution of the density classification problem with two CA rules. *Physical Review E*, 55:R2081–R2084, 1997.
- [8] M. Gadouleau. Dynamical Properties of Disjunctive BN. In *AUTOMATA'2021*, volume 90 of *OASICS*, pages 1:1–1:15. Schloss Dagstuhl, 2021.
- [9] M. R. Garey and D. S. Johnson. *Computers and Intractability: A Guide to the Theory of NP-Completeness*. W. H. Freeman, first edition, 1979.
- [10] E. Goles and G. Hernández. Dynamical behavior of Kauffman networks with AND-OR gates. *Journal of Biological Systems*, 08(02):151–175, 2000.
- [11] E. Goles and M. Margenstern. Sand pile as a universal computer. *International Journal of Modern Physics C*, 7(2):113–122, 1996.
- [12] E. Goles, P. Montealegre, V. Salo, and I. Törmä. PSPACE-completeness of majority automata networks. *Theoretical Computer Science*, 609:118–128, 2016.
- [13] L. H. Jamieson, S. T. Hedetniemi, and A. A. McRae. The Algorithmic Complexity of Alliances in Graphs. *J. of Combi. Math. and Combi. Computing*, 68:137–150, 2009.
- [14] J. Kari and B. Le Gloannec. Modified traffic CA for the density classification task. *Fundamenta Informaticae*, 116(1-4):141–156, 2012.

- [15] P. Kristiansen, S. M. Hedetniemi, and S. T. Hedetniemi. Alliances in Graphs. *J. of Combi. Math. and Combi. Computing*, 48:157–177, 2004.
- [16] M. Land and R. K. Belew. No perfect two-state CA for density classification exists. *Physical Review Letters*, 74(25):5148–5150, 1995.
- [17] C. L. M. Martins and P. P. B. de Oliveira. Evolving sequential combinations of elementary CA rules. In *ECAL'2005*, pages 461–470. Springer, 2005.
- [18] M. Montalva-Medel, P. P. B. de Oliveira, and E. Goles. A portfolio of classification problems by one-dimensional CA, over cyclic binary configurations and parallel update. *Natural Computing*, 17:663–671, 2018.
- [19] P. Perrotin, P. P. Balbi, and E. Ruivo. A sequential solution to the density classification task using an intermediate alphabet. In *AUTOMATA'2025*, 2025. To appear, preprint on arXiv:2409.06536.
- [20] P. Perrotin, E. Ruivo, and P. P. Balbi. Fast solutions to k-parity and k-synchronisation using parallel an. *Theoretical Computer Science*, 1041:115219, 2025.
- [21] B. Wolnik, A. Nenca, P. P. Balbi, and B. De Baets. CA can really solve the parity problem. In *AUTOMATA'2025*, 2025. To appear, preprint on arXiv:2501.08684.