

Fast Swap-Based Element Selection for Multiplication-Free Dimension Reduction

Nobutaka Ono*

Abstract

In this paper, we propose a fast algorithm for *element selection*, a multiplication-free form of dimension reduction that produces a dimension-reduced vector by simply selecting a subset of elements from the input. Dimension reduction is a fundamental technique for reducing unnecessary model parameters, mitigating overfitting, and accelerating training and inference. A standard approach is principal component analysis (PCA), but PCA relies on matrix multiplications; on resource-constrained systems, the multiplication count itself can become a bottleneck. Element selection eliminates this cost because the reduction consists only of selecting elements, and thus the key challenge is to determine which elements should be retained. We evaluate a candidate subset through the minimum mean-squared error of linear regression that predicts a target vector from the selected elements, where the target may be, for example, a one-hot label vector in classification. When an explicit target is unavailable, the input itself can be used as the target, yielding a reconstruction-based criterion. The resulting optimization is combinatorial, and exhaustive search is impractical. To address this, we derive an efficient formula for the objective change caused by swapping a selected and an unselected element, using the matrix inversion lemma, and we perform a swap-based local search that repeatedly applies objective-decreasing swaps until no further improvement is possible. Experiments on MNIST handwritten-digit images demonstrate the effectiveness of the proposed method.

Keywords: dimension reduction, machine learning, element selection, subset selection, multiplication-free, computational cost

1 Introduction

Recent advances in machine learning have increased both the volume of data and the dimensionality of each datum. To reduce computational cost and improve generalization, dimension reduction is widely used as preprocessing [1]. Principal component analysis (PCA) is a basic approach [2, 3, 4], but its projection requires many multiplications, which can be costly on resource-limited devices such as hearing aids and embedded systems [5]. Random projections provide another simple reduction method [6, 7], yet they also require multiplications. Feature/variable selection has also been extensively studied as an alternative to projection-based reduction [8, 9]; however, many existing methods are designed primarily for prediction accuracy with a given learner rather than for regression fidelity under an explicit inference-cost constraint.

In this study, we take the *element selection* viewpoint to realize multiplication-free dimension reduction: the dimension-reduced vector is obtained by extracting a fixed subset of input elements, which requires no scalar multiplications (i.e., only memory access). The key remaining issue is how to determine a good subset under a principled criterion and with practical offline computation time.

*Tokyo Metropolitan University, 6-6 Asahigaoka, Hino-shi, Tokyo 191-0065, Japan. onono@tmu.ac.jp

Related work and motivation. Element selection for multiplication-free dimension reduction has already been used as a preprocessing step in low-complexity audio machine learning systems, such as DNN-based speech enhancement for hearing aids [12] and CNN-based musical instrument classification [13]. These studies optimize selected indices offline and then deploy only the selection at runtime, so the selection algorithm itself must be fast enough to be used repeatedly during system design and hyper-parameter exploration. Meanwhile, more general frameworks based on nonconvex sparse optimization have been proposed to handle a wider class of loss functions for restorability-based element selection [14, 15], at the cost of requiring many iterations.

Contribution. We formulate element selection as a discrete optimization that minimizes the mean-squared linear regression error from selected elements to a target vector, which includes reconstruction as a special case. We propose a swap-based local search and derive an accelerated evaluation of candidate swaps using the matrix inversion lemma, reducing the dominant computations to a small 2×2 matrix inversion per candidate.

2 Problem Formulation

2.1 Element Selection as Multiplication-Free Dimension Reduction

Let \mathbf{x} denote an N -dimensional datum, and consider obtaining, by dimension reduction, a K -dimensional (with $K < N$) dimension-reduced vector \mathbf{y} from \mathbf{x} . In a linear dimension reduction method, multiplying by a $K \times N$ matrix P yields

$$\mathbf{y} = P\mathbf{x}, \quad (1)$$

as the dimension-reduced vector \mathbf{y} . In general, P is taken to be, for example, a projection matrix onto principal components. However, computing $P\mathbf{x}$ requires KN scalar multiplications. For instance, reducing 1000 dimensions to 100 dimensions requires 10^5 multiplications. Since dimension reduction must be performed not only during training but also at test time in machine learning, on embedded devices and the like, the computation for this dimension reduction itself can become a substantial burden.

To avoid this, we extract K elements out of the N elements of \mathbf{x} and compute

$$\mathbf{y} = (x_{\sigma(1)} \ x_{\sigma(2)} \ \cdots \ x_{\sigma(K)})^\top \quad (2)$$

as the dimension-reduced vector \mathbf{y} , where $\{\sigma(i) \mid i = 1, \dots, K\}$ denotes mutually distinct element indices chosen from 1 to N . Clearly, the number of multiplications required to obtain \mathbf{y} from \mathbf{x} is 0.

This element selection is equivalent to choosing, as P in eq. (1), a matrix whose (i, j) -th component is

$$p_{ij} = \begin{cases} 1 & \text{if } j = \sigma(i), \\ 0 & \text{otherwise,} \end{cases} \quad (3)$$

that is, a matrix in which each row vector contains exactly one 1 and all other entries are 0. Therefore, element selection can be regarded as one form of linear dimension reduction.

2.2 Derivation of the Objective Function

Here, the goal of element selection is to reduce the dimensionality of an input vector for a downstream machine-learning model. Let $\mathbf{x} \in \mathbb{R}^N$ denote the original input, and let $\mathbf{z} \in \mathbb{R}^M$ denote the target

vector, i.e., the model output of interest (e.g., a one-hot label vector in classification). When a clear target vector cannot be defined, we may simply set $\mathbf{z} = \mathbf{x}$, which corresponds to evaluating reconstruction performance. To assess the quality of the dimension-reduced vector $\mathbf{y} = P\mathbf{x}$, we consider estimating \mathbf{z} linearly from \mathbf{y} as

$$\hat{\mathbf{z}} = Q\mathbf{y}, \quad (4)$$

where $Q \in \mathbb{R}^{M \times K}$. We evaluate the quality of the dimension-reduced vector by the mean squared regression error

$$E(P) = \min_Q E[\|\hat{\mathbf{z}} - \mathbf{z}\|^2] = \min_Q E[\|Q\mathbf{y} - \mathbf{z}\|^2]. \quad (5)$$

The minimizer is

$$Q_0 = E[\mathbf{z}\mathbf{y}^\top] E[\mathbf{y}\mathbf{y}^\top]^{-1}. \quad (6)$$

Let

$$V^{(xx)} = E[\mathbf{x}\mathbf{x}^\top], \quad (7)$$

$$V^{(xz)} = E[\mathbf{x}\mathbf{z}^\top], \quad (8)$$

$$V^{(zz)} = E[\mathbf{z}\mathbf{z}^\top]. \quad (9)$$

Using $\|\mathbf{z}\|^2 = \text{Tr}(\mathbf{z}\mathbf{z}^\top)$ and cyclicity of the trace, we obtain

$$E(P) = \text{Tr}(V^{(zz)}) - \text{Tr}(E[\mathbf{z}\mathbf{y}^\top] E[\mathbf{y}\mathbf{y}^\top]^{-1} E[\mathbf{y}\mathbf{z}^\top]). \quad (10)$$

Since $\mathbf{y} = P\mathbf{x}$, we have

$$E[\mathbf{y}\mathbf{y}^\top] = PV^{(xx)}P^\top, \quad (11)$$

$$E[\mathbf{z}\mathbf{y}^\top] = V^{(zx)}P^\top, \quad (12)$$

$$E[\mathbf{y}\mathbf{z}^\top] = PV^{(xz)}, \quad (13)$$

where $V^{(zx)} = (V^{(xz)})^\top$. Therefore,

$$E(P) = \text{Tr}(V^{(zz)}) - \text{Tr}(V^{(zx)}P^\top(PV^{(xx)}P^\top)^{-1}PV^{(xz)}). \quad (14)$$

Since $\text{Tr}(V^{(zz)})$ is constant with respect to P , we define the objective

$$J(P) = \text{Tr}(V^{(zx)}P^\top(PV^{(xx)}P^\top)^{-1}PV^{(xz)}), \quad (15)$$

and maximize $J(P)$ over the element index set $I = \{\sigma(i) \mid i = 1, \dots, K\}$, where P is determined by I as in (3). This is a discrete optimization problem.

3 Fast Swap-Based Optimization

3.1 Exhaustive Search

The most direct solution is to compute (15) for all $\binom{N}{K}$ selections and find I maximizing it. Using Stirling's approximation

$$n! \sim \sqrt{2\pi n} \left(\frac{n}{e}\right)^n, \quad (16)$$

we estimate

$$\binom{N}{K} \sim \sqrt{\frac{N}{2\pi K(N-K)}} \cdot \frac{N^N}{K^K(N-K)^{N-K}}, \quad (17)$$

which is intractable, e.g. $> 10^{139}$ for $N=1000$, $K=100$.

3.2 Objective Reformulation for Efficient Evaluation

To simplify the discussion, let $\sigma(1), \dots, \sigma(N)$ be a permutation of $\{1, \dots, N\}$, and consider the permuted vector $(x_{\sigma(1)}, \dots, x_{\sigma(N)})^\top$ and its covariance

$$\tilde{V}^{(xx)} = \begin{pmatrix} A & B_x \\ B_x^\top & C \end{pmatrix}, \quad (18)$$

where

$$\tilde{V}_{ij}^{(xx)} = V_{\sigma(i), \sigma(j)}^{(xx)}, \quad (19)$$

$$A_{ij} = \tilde{V}_{ij}^{(xx)} \quad (1 \leq i, j \leq K), \quad (20)$$

$$(B_x)_{ij} = \tilde{V}_{i, K+j}^{(xx)} \quad (1 \leq i \leq K, 1 \leq j \leq N - K). \quad (21)$$

Thus $A \in \mathbb{R}^{K \times K}$ is the covariance of the selected elements $\{x_{\sigma(1)}, \dots, x_{\sigma(K)}\}$.

Next, let \mathbf{z} denote the M -dimensional target vector introduced in Section 2.2, and define the cross-covariance between \mathbf{x} and \mathbf{z} as

$$V^{(xz)} = E[\mathbf{x}\mathbf{z}^\top] \in \mathbb{R}^{N \times M}. \quad (22)$$

Under the same permutation of \mathbf{x} , we partition

$$\tilde{V}^{(xz)} = \begin{pmatrix} B \\ D \end{pmatrix} = \begin{pmatrix} V_{\sigma(1),:}^{(xz)} \\ \vdots \\ V_{\sigma(K),:}^{(xz)} \\ V_{\sigma(K+1),:}^{(xz)} \\ \vdots \\ V_{\sigma(N),:}^{(xz)} \end{pmatrix}, \quad (23)$$

so that $B \in \mathbb{R}^{K \times M}$ is the cross-covariance between the selected elements and the target,

$$B = E[\mathbf{y}\mathbf{z}^\top], \quad (24)$$

where $\mathbf{y} = (x_{\sigma(1)}, \dots, x_{\sigma(K)})^\top$ is the K -dimensional dimension-reduced vector obtained by element selection.

The covariance of \mathbf{y} is $A = E[\mathbf{y}\mathbf{y}^\top]$ and the cross-covariance between \mathbf{y} and \mathbf{z} is B . Therefore, the objective (15) can be rewritten as

$$J(P) = \text{Tr}(B^\top A^{-1} B). \quad (25)$$

3.3 Fast Swap-Based Element Selection

Here, we consider a swap-based local improvement (cf. 2-opt heuristic [10]). Specifically, we consider an iterative procedure in which one element currently selected and one element not selected are swapped, and the swap is accepted only when it leads to an increase in the objective function. This process is repeated until no further improving swap exists. This yields a local optimum of (15).

Let the selected set be $I = \{\sigma(1), \dots, \sigma(K)\}$ and the complement $I^c = \{\sigma(K+1), \dots, \sigma(N)\}$. Pick $i \in I$ and $j \in I^c$, tentatively swap $\sigma(i)$ and $\sigma(j)$, accept if J increases, otherwise revert. For

each i , try all j and accept the best improving swap; repeat until no improvement. This yields a local optimum of (25).

In (25), inverting A dominates the cost. When swapping $\sigma(i)$ and $\sigma(j)$ with $1 \leq i \leq K < j \leq N$, only the i -th row and column of A and the i -th row of B change.

From the permuted covariance $\tilde{V}^{(xx)}$, the update of A is the rank-2 update:

$$A \leftarrow A + e_i f^\top + f e_i^\top, \quad (26)$$

where e_i is the i -th standard basis vector in \mathbb{R}^K and $f \in \mathbb{R}^K$ is defined by

$$f_n = \begin{cases} \tilde{V}_{nj}^{(xx)} - \tilde{V}_{ni}^{(xx)}, & n \neq i, \\ (\tilde{V}_{jj}^{(xx)} - \tilde{V}_{ii}^{(xx)})/2, & n = i. \end{cases} \quad (27)$$

On the other hand, the cross-covariance B is updated only in the i -th row as

$$B \leftarrow B + e_i h^\top, \quad (28)$$

where $h \in \mathbb{R}^M$ is the difference between the j -th and i -th rows of $\tilde{V}^{(xz)}$:

$$h = (\tilde{V}_{j,:}^{(xz)})^\top - (\tilde{V}_{i,:}^{(xz)})^\top. \quad (29)$$

Let

$$F = (e_i \ f), \quad (30)$$

$$X = \begin{pmatrix} 0 & 1 \\ 1 & 0 \end{pmatrix}. \quad (31)$$

Then (26) can be written compactly as

$$A \leftarrow A + F X F^\top. \quad (32)$$

Let $W = A^{-1}$. By the matrix inversion lemma,

$$(A + F X F^\top)^{-1} = W + W F G^{-1} F^\top W, \quad (33)$$

where

$$G = -(X + F^\top W F) \in \mathbb{R}^{2 \times 2}. \quad (34)$$

Since G is 2×2 , the inverse G^{-1} can be computed cheaply.

Because $J = \text{Tr}(B^\top W B)$, the change in the objective caused by swapping $\sigma(i)$ and $\sigma(j)$ is

$$\Delta J_{ij} = \text{Tr}[(B + e_i h^\top)^\top (W + W F G^{-1} F^\top W) (B + e_i h^\top) - B^\top W B]. \quad (35)$$

To reduce the computational cost of (35), we use cyclic reordering of the trace and introduce the following auxiliary matrices:

$$R = W F \in \mathbb{R}^{K \times 2}, \quad (36)$$

$$S = B^\top R \in \mathbb{R}^{M \times 2}, \quad (37)$$

$$t = B h \in \mathbb{R}^K, \quad (38)$$

$$u = R^\top t \in \mathbb{R}^2. \quad (39)$$

Algorithm 1 Fast swap-based element selection with accelerated evaluation

Require: Covariance $V^{(xx)}$ and cross-covariance $V^{(xz)}$, target dimension K

Ensure: $I = \{\sigma(1), \dots, \sigma(K)\}$

```
1: Initialize a permutation  $\sigma(1), \dots, \sigma(N)$  (e.g., random or identity)
2: Compute  $A$  and  $B$  from  $V^{(xx)}$  and  $V^{(xz)}$  (Section 3.2); set  $W \leftarrow A^{-1}$ 
3: repeat
4:    $c_i \leftarrow 0$  for all  $i = 1, \dots, K$ 
5:   for  $i = 1$  to  $K$  do
6:     Recompute  $A$  and  $B$  from  $V^{(xx)}$  and  $V^{(xz)}$ ; set  $W \leftarrow A^{-1}$ 
7:     for  $j = K+1$  to  $N$  do
8:       Compute  $\Delta J_{ij}$  by (40)
9:     end for
10:     $j^* \leftarrow \arg \max_j \Delta J_{ij}$ ;  $\Delta J^* \leftarrow \max_j \Delta J_{ij}$ 
11:    if  $\Delta J^* > 0$  then
12:      Swap  $\sigma(i)$  and  $\sigma(j^*)$ ;  $c_i \leftarrow 1$ 
13:    end if
14:  end for
15: until  $\sum_{i=1}^K c_i = 0$ 
```

Furthermore, let w_i denote the i -th column of W and let r_i denote the i -th column of R^\top (equivalently, the transpose of the i -th row of R).

Then (35) can be rearranged as

$$\Delta J_{ij} = \text{Tr}(G^{-1}S^\top S) + 2(t^\top w_i + u^\top G^{-1}r_i) + (W_{ii} + r_i^\top G^{-1}r_i) h^\top h. \quad (40)$$

All matrix inversions in the inner loop are thus reduced to the 2×2 matrix G , which substantially accelerates the evaluation of ΔJ_{ij} .

The resulting fast swap-based element selection procedure is summarized in Algorithm 1.

Implementation note. In practice, it is convenient to keep the currently selected elements in the first K positions by explicitly swapping the corresponding rows/columns of $V^{(xx)}$ and the corresponding rows of $V^{(xz)}$ after each accepted swap (as in our MATLAB implementation). Then $A = V_{1:K, 1:K}^{(xx)}$ and $B = V_{1:K, :}^{(xz)}$ can be extracted as leading blocks without additional indexing overhead.

4 Experiments

4.1 Experimental Conditions

We used the MNIST handwritten digit database [11]. From the 70,000 images of size 28×28 pixels, we used the 60,000 training images. Each image was vectorized into a 784-dimensional vector; after subtracting the global mean to make the mean zero, we estimated the covariance matrix. To avoid numerical instability, the covariance matrix was regularized by adding the identity matrix multiplied by 10^{-5} times the largest eigenvalue. We set $N=784$ and $K=100$, and selected the optimal 100 dimensions. In the experiments of this paper, we simply set the target vector equal to the input, $\mathbf{z} = \mathbf{x}$. In this case, the regression objective (15) represents the reconstruction loss.

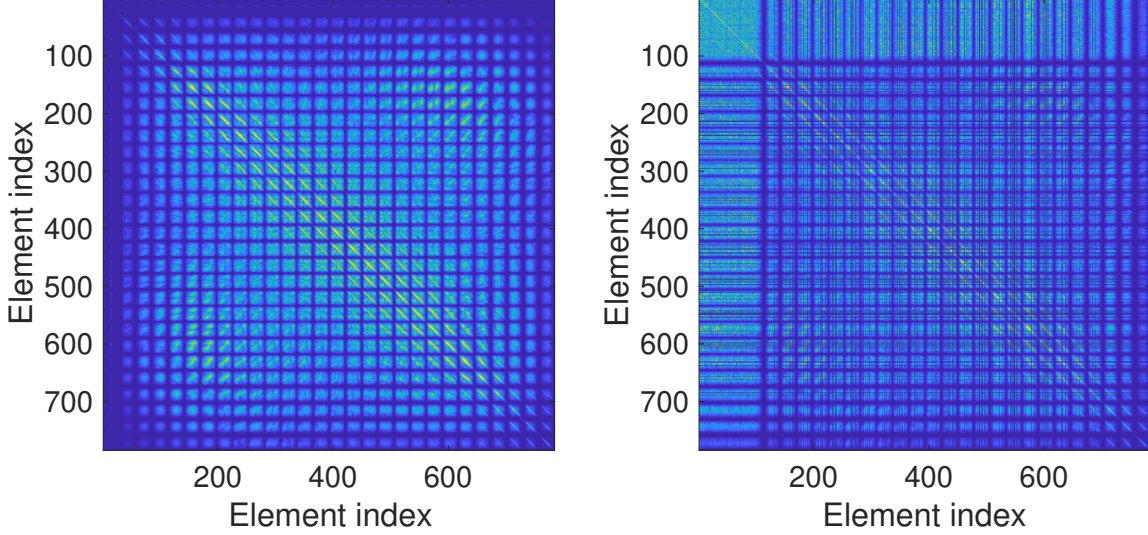


Figure 1: Covariance matrices before (left) and after (right) element selection. For display, each entry is transformed as $|\cdot|^{0.3}$.

4.2 Covariance Structure Before and After Selection

Figure 1 shows the covariance matrices. The left panel is the original covariance; the right is after repeatedly applying element selection and gathering the selected elements as indices 1 through 100. For visibility, we raised the absolute value of each entry to the power 0.3 to compress dynamic range.

4.3 Change in Normalized Loss

We plot the normalized regression loss

$$\tilde{E}(P) = \frac{\text{Tr}(V^{(zz)}) - J(P)}{\text{Tr}(V^{(zz)})} = 1 - \frac{J(P)}{\text{Tr}(V^{(zz)})}, \quad (41)$$

which coincides with the normalized reconstruction loss in our experiments because $\mathbf{z} = \mathbf{x}$ and hence $V^{(zz)} = V^{(xx)}$. The loss decreases monotonically and converges; at convergence it was 0.1367, while PCA with the largest 100 components gave 0.0856.

4.4 Computation-Time Comparison

On a notebook PC with an Intel Core i7-7500 (2.7 GHz) using MATLAB R2019b, a naive implementation that directly recomputes the objective for each candidate swap took about 1,800 seconds to converge, whereas the proposed accelerated evaluation (Algorithm 1) took about 22 seconds. With further vectorization, the time was about 8 seconds (over $200\times$ speed-up).

4.5 Visualization of Selected Elements

Figure 3 compares (i) the 100 pixels with the largest marginal variances and (ii) the 100 pixels selected by the proposed method. Simply choosing high-variance pixels concentrates around the image center, while our method considers inter-pixel correlation and selects a wider spread.

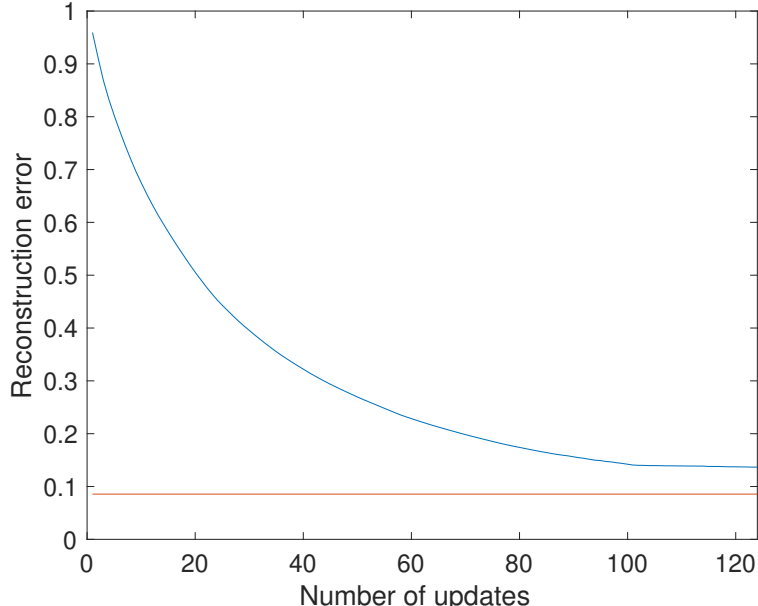


Figure 2: Change in normalized loss (reconstruction loss in our setting). The horizontal line indicates the loss of PCA.

4.6 Image Reconstruction

Figure 4 shows examples of reconstruction. From each low-dimensional \mathbf{y} , \mathbf{x} was estimated using (6) with $\mathbf{z} = \mathbf{x}$, the mean added back, and intensities clipped to $[0, 255]$. We compare variance-based selection, random projection [7], PCA, and the proposed selection (all 100-D).

5 Conclusion

We proposed a swap-based element selection method for multiplication-free dimension reduction, where the selected subset is designed to minimize the mean-squared error of linear regression from the selected elements to a target vector (with reconstruction as a special case). To make the discrete local search practical, we derived a fast evaluation of candidate swaps using the matrix inversion lemma, which reduces the per-candidate cost to inexpensive operations involving a 2×2 matrix. Preliminary experiments on handwritten digits demonstrated that the proposed acceleration enables effective element selection with reasonable computation time. Future work includes broader application-oriented evaluations and extensions of the fast evaluation to other selection criteria.

Acknowledgments This work was supported by JST CREST (JPMJCR19A3). The research motivation arose from discussions with Masahiro Sunohara and Chiho Haruta at RION Co., Ltd., to whom we express our gratitude.

References

- [1] J. P. Cunningham and Z. Ghahramani, “Linear Dimensionality Reduction: Survey, Insights, and Generalizations,” *Journal of Machine Learning Research*, vol. 16, pp. 2859–2900, 2015.




Figure 3: Pixels selected by variance (left) and by the proposed method (right).

- [2] K. Pearson, “On lines and planes of closest fit to systems of points in space,” *Philosophical Magazine*, vol. 2, pp. 559–572, 1901.
- [3] C. Eckart and G. Young, “The approximation of one matrix by another of lower rank,” *Psychometrika*, vol. 1, pp. 211–218, 1936.
- [4] I. T. Jolliffe, *Principal Component Analysis*, 2nd ed., Springer Series in Statistics. Springer, 2002.
- [5] V. Sze, Y.-H. Chen, T.-J. Yang, and J. S. Emer, “Efficient Processing of Deep Neural Networks: A Tutorial and Survey,” *Proceedings of the IEEE*, vol. 105, no. 12, pp. 2295–2329, 2017.
- [6] W. B. Johnson and J. Lindenstrauss, “Extensions of Lipschitz mappings into a Hilbert space,” in *Contemporary Mathematics*, vol. 26, pp. 189–206, 1984.
- [7] D. Achlioptas, “Database-friendly random projections: Johnson–Lindenstrauss with binary coins,” *Journal of Computer and System Sciences*, vol. 66, no. 4, pp. 671–687, 2003.
- [8] I. Guyon and A. Elisseeff, “An introduction to variable and feature selection,” *Journal of Machine Learning Research*, vol. 3, pp. 1157–1182, 2003.
- [9] R. Kohavi and G. H. John, “Wrappers for feature subset selection,” *Artificial Intelligence*, vol. 97, no. 1–2, pp. 273–324, 1997.
- [10] G. A. Croes, “A method for solving traveling salesman problems,” *Operations Research*, vol. 6, no. 6, pp. 791–812, 1958.
- [11] Y. LeCun, L. Bottou, Y. Bengio, and P. Haffner, “Gradient-based learning applied to document recognition,” *Proceedings of the IEEE*, vol. 86, pp. 2278–2324, 1998.
- [12] C. Haruta and N. Ono, “A low-computational DNN-based speech enhancement for hearing aids based on element selection,” in *Proc. European Signal Processing Conference (EUSIPCO)*, 2021, pp. 1025–1029.

- [13] R. Kato, N. Ueno, N. Ono, R. Matsuda, and K. Kondo, “Complexity reduction for classification of musical instruments using element selection,” in *Proc. IEEE International Workshop on Acoustic Signal Enhancement and Noise Control (IWAENC)*, 2024, pp. 384–388.
- [14] T. Kawamura, N. Ueno, and N. Ono, “Element selection with wide class of optimization criteria using non-convex sparse optimization,” in *Proc. IEEE International Conference on Acoustics, Speech and Signal Processing (ICASSP)*, 2023, pp. 1–5.
- [15] T. Kawamura, N. Ueno, and N. Ono, “Flexible and comprehensive framework of element selection based on nonconvex sparse optimization,” *IEEE Access*, vol. 12, pp. 21337–21346, 2024.



Figure 4: Examples of reconstruction from low-dimensional vectors. From left: original, variance-based selection, random projection, PCA, and the proposed selection.