

ARC: Compiling Hundreds of Requirement Scenarios into A Runnable Web System

WEIYU KONG, Shanghai Jiao Tong University, China

YUN LIN*, Shanghai Jiao Tong University, China

XIWEN TEOH, National University of Singapore, Singapore

DUC-MINH NGUYEN, Shanghai Jiao Tong University, China

RUOFEI REN, Shanghai Jiao Tong University, China

JIAXIN CHANG, Shanghai Jiao Tong University, China

HAOXU HU, Shanghai Jiao Tong University, China

HAOYU CHEN, Shanghai Jiao Tong University, China

Large Language Models (LLMs) have significantly improved programming efficiency by parsing natural language into code snippets. However, their performance degrades significantly as requirements scale; when faced with multi-modal documents containing hundreds of scenarios, LLMs often produce incorrect implementations or omit crucial constraints. Observing LLMs' ever-evolving capability and their persistent stochastic hallucination, we raise a question, i.e., whether it is possible to make LLM-based agentic programming go beyond *code generation* to *requirement compilation*, i.e., programmers can have a runnable system by only accomplishing (non-trivial) requirement documents?

In this work, we make a first step by proposing ARC (Agentic Requirement Compilation) technique to parse a multi-modal requirement document, describing hundreds of scenarios in a DSL format, to a runnable web system. In addition to the source code, ARC also generates software engineering artifacts including (1) a modular design that spans the user interface, API interface, and database, (2) enriched test cases for each interface (including unit tests, modular tests, and integration tests), and (3) detailed traceability across all artifacts for software maintenance. Our approach employs a bidirectional test-driven agentic loop: (1) a **top-down architecture phase** that decomposes requirements into UI, API, and database interfaces, each of which is equipped with verifiable test suites, and (2) a **bottom-up implementation phase** where agents generate code that must satisfy the generated tests. Throughout this process, ARC maintains strict traceability across requirements, design, and code to facilitate intelligent asset reuse and follow-up maintenance. We evaluate ARC by generating 6 runnable web systems, from the multi-modal documents spanning over 50-200 multi-modal requirement scenarios. Compared to adopting the state-of-the-art LLM-based baselines, the generated web system can pass on average 50.6% more GUI tests. In addition, our user study consisting of 21 participants shows that even novice users can successfully write different DSL-based documents consisting of

*Corresponding author.

Authors' Contact Information: Weiyu Kong, kwy160034@sjtu.edu.cn, Shanghai Jiao Tong University, Shanghai, China; Yun Lin, lin_yun@sjtu.edu.cn, Shanghai Jiao Tong University, Shanghai, China; Xiwen Teoh, xiwen.teoh@u.nus.edu, National University of Singapore, Singapore, Singapore; Duc-Minh Nguyen, minh.nguyen@sjtu.edu.cn, Shanghai Jiao Tong University, Shanghai, China; Ruofei Ren, renruofei0120@sjtu.edu.cn, Shanghai Jiao Tong University, Shanghai, China; Jiaxin Chang, cjx001234@sjtu.edu.cn, Shanghai Jiao Tong University, Shanghai, China; Haoxu Hu, andyHu42@sjtu.edu.cn, Shanghai Jiao Tong University, Shanghai, China; Haoyu Chen, chy-sunday@sjtu.edu.cn, Shanghai Jiao Tong University, Shanghai, China.

Permission to make digital or hard copies of all or part of this work for personal or classroom use is granted without fee provided that copies are not made or distributed for profit or commercial advantage and that copies bear this notice and the full citation on the first page. Copyrights for components of this work owned by others than the author(s) must be honored. Abstracting with credit is permitted. To copy otherwise, to republish, to post on servers or to redistribute to lists, requires prior specific permission and/or a fee. Request permissions from permissions@acm.org.

© 2026 Copyright held by the owner/author(s). Publication rights licensed to ACM.

ACM XXXX-XXXX/2026/2-ART

<https://doi.org/XXXXXXX.XXXXXXX>

from 50 to 174 scenarios, within on average 5.6 hours, to generate a runnable system such as a real-world ticket-booking system of around 10K lines of code with maintainable architecture.

CCS Concepts: • **Software Engineering**; • **Code Generation**;

Additional Key Words and Phrases: Software Engineering, Code Generation, Software Testing

ACM Reference Format:

Weiye Kong, Yun Lin, Xiwen Teoh, Duc-Minh Nguyen, Ruofei Ren, Jiaxin Chang, Haoxu Hu, and Haoyu Chen. 2026. ARC: Compiling Hundreds of Requirement Scenarios into A Runnable Web System. 1, 1 (February 2026), 28 pages. <https://doi.org/XXXXXXX.XXXXXXX>

1 Introduction

The software engineering landscape has entered a transformative era where Large Language Models (LLMs) have evolved from simple autocompletion assistants into proactive coding partners capable of planning and executing complex development workflows [53, 65]. The integration of these models into the software development life cycle has democratized code creation, shifting the developer's role from a low-level code producer to a high-level curator and architect [41, 59]. However, while LLMs excel at generating localized code snippets, their performance faces a “complexity wall” when tasked with large-scale projects. As requirement documents transition from simple text to multi-modal specifications spanning hundreds of scenarios, traditional agentic generative approaches frequently suffer from requirement drift and omission, and persistent hallucinations [27, 30, 38]. This widening gap between intent and implementation raises a fundamental question in the age of agentic programming, i.e., *how far away for us to shift the paradigm from mere code generation to a more rigorous process of requirement compilation?*

The research community has primarily explored the following paradigms to address large-scale code generation for textual description [30]:

- **Role-Based Orchestration:** These frameworks [26, 50] such as MetaGPT simulate a traditional software company by assigning specialized roles (e.g., Product Manager, Architect, Programmer) to different agents. By following Standard Operating Procedures (SOPs), they decompose high-level requirements into intermediate artifacts like PRDs and system designs before implementation. While their waterfall approaches [26] can output a complete repository structure, it remains procedural rather than verifiable, i.e., a misinterpretation in the initial PRD generates a structurally sound but functionally broken repository.
- **Reactive Action-Loops (OpenHands [62] / SWE-agent [67]):** These frameworks focus on tight environment interaction. OpenHands, in particular, utilizes an event-driven architecture where a centralized “EventStream” coordinates interactions between the user, the agent, and a secure docker-based runtime. By this means, these tools enable the agents to autonomously search complex directory structures, execute shell commands, and iteratively refine code based on real-time feedback from compilers or test execution results.

Despite these sophisticated structures, the generation of a runnable system from a complicated multi-modal document remains elusive for several critical reasons. First, most existing tools treat requirements as natural language prompts. However, natural language is inherently ambiguous and lacks the explicit hierarchy needed for repository-scale dependency tracking. MetaGPT's waterfall approach [26] is procedural but less trustworthy in practice. For example, if a “Product Manager” agent misinterprets a requirement node, that error propagates into the architecture and code without an early-stage gate to stop the cascade. Second, reactive agents (e.g., OpenHands [62]) are excellent at “fixing” but poor at “compiling”. They often struggle with a blank-slate repository because they cannot proactively build a global data contract (e.g., among UI, API, and database)

across hundreds of scenarios. This results in fragmented implementation where individual files are created but fail to integrate into a cohesive, runnable system.

To bridge this gap, we propose ARC (Agentic Requirement Compilation), a framework that shifts the paradigm from stochastic code generation to a rigorous process of requirement compilation. Unlike existing “role-play” or “reactive” systems, ARC treats multi-modal requirement documents as a high-level source language, structured via a light-weight, graph-based Domain Specific Language (DSL). By transforming dense specifications into a formal graph of requirement scenarios, we provide a deterministic blueprint that prevents the requirement drift and omission typical of natural language prompts. This structured foundation enables a novel bidirectional, test-driven agentic loop, i.e.,

- **Testable Architecture Construction:** A top-down phase that first decomposes the graph into verifiable UI, API, and database interface, accompanied with reliable tests for each interface. As a result, the architecture is modularized as a set of interactable interfaces, each of which is equipped with a set of tests in the form of unit tests, component tests, and integration test.
- **Constrained Code Generation:** A bottom-up implementation phase where agents generate code that must satisfy these predefined test suites as constraints. Specifically, ARC implements the architecture by satisfying low-level unit test first, then moves to satisfy component tests and integration test in the higher level.

Generally, this dual-phase approach simulates the workflow of classical V-model [20] in a test-driven manner, which solves the “complexity wall” by enforcing a continuous feedback loop between design and code. By prioritizing the generation of interface tests before application logic, ARC creates a grounding mechanism that “gates” agent creative output, ensuring every generated module is strictly verified against its functional requirement. Furthermore, ARC maintains an explicit *traceability record* across the requirements, designs, and tests, allowing the system to intelligently reuse existing assets and maintain global consistency even as project scale increases. This systematic alignment ensures that the final output is not just a collection of code snippets, but a cohesive web system that is consistent with the original multi-modal document. Finally, the maintained traceability record can also facilitate software maintainability.

We evaluate ARC by compiling 6 complex web systems, ranging from enterprise resource management to multi-role booking platforms, derived from multi-modal requirement documents containing from 50 to 200 distinct scenarios. Our experimental results demonstrate that by replacing the stochastic one-shot generation of vanilla LLMs and the rigid waterfall roles of frameworks like MetaGPT with our bidirectional compilation loop, we significantly enhance system reliability. Specifically, the repositories generated by ARC can outperform state-of-the-art baselines by passing on average 50.6% in GUI tests and successfully eliminating the fragmented implementation errors common in existing agentic workflows. Furthermore, to assess the accessibility of our light-weight DSL, we conducted a user study involving 21 participants, including novice users with limited programming experience. The study reveals that the structured, graph-based nature of our DSL serves as an effective bridge for human-AI collaboration. The participants were able to successfully draft requirements for an average of 107 scenarios per project, within on average 5.6 hours. Finally, we summarize our contributions as follows:

- **A Test-Driven Requirement Compilation Paradigm:** We introduce a novel agentic software engineering paradigm that shifts from stochastic code generation to rigorous requirement compilation. This approach leverages a lightweight, graph-based DSL to provide formal grounding and a bidirectional, test-driven loop that ensures high reliability. By maintaining an explicit traceability record across requirements, design, and implementation, our paradigm significantly enhances the long-term maintainability of AI-generated systems.

- **The ARC Framework:** We design and implement ARC, an agentic framework capable of transforming multi-modal documents into fully runnable, repository-scale web systems. The framework features a unique top-down architecture construction phase and a bottom-up implementation generation phase, creating a reliable feedback loop that eliminates requirement drift and omission.
- **Extensive Evaluation:** We conduct a comprehensive evaluation of ARC by generating 6 real-world web systems. Our results demonstrate significant improvements in runnability and GUI test pass rates (up to 108.1%) compared to state-of-the-art agentic baselines. Furthermore, a user study with 21 participants confirms that the framework is accessible to novice users, enabling them to successfully compile production-grade repositories from scratch.

Given the space limit, all the video, tool, and experiment details are available at [48].

2 Preliminaries

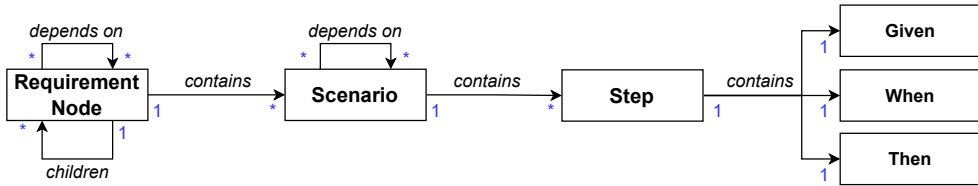


Fig. 1. The meta-model (or schema) of the multi-modal requirement of ARC. Each requirement node is equipped with a multi-modal description (via text and picture). Each requirement node and scenario is assigned with an identifier for reference. Each step is described with action and expectation via *Given*, *When*, and *Then* keywords.

2.1 Formal Definition and Meta-Model of Requirement

We define a requirement document as a directed acyclic graph (DAG) of Requirement Nodes. As illustrated in our meta-model (see Figure 1), each node acts as a container for full-stack specifications, spanning from high-level context at the root to specific UI, API, and DB constraints at the leaves. The core structure of our DSL is built upon three primary entities:

- **Requirement Node:** Each node represents a unique feature. It explicitly defines multi-modal description, *Dependencies* (prerequisite requirement) and *Children* (hierarchical sub-features), ensuring the framework can track repository-scale impacts.
- **Scenario:** Each requirement node contains one or more workflows that represent end-to-end user journeys. One scenario can specify a set of prerequisite scenarios, indicating its dependence.
- **Step:** A scenario is decomposed into an ordered sequence of atomic steps expressed in a Gherkin-like manner. Each step captures the test context (*Given*), the action under test (*When*), and the expected, verifiable outcome (*Then*), which are used to generate test cases.

The full formal grammar of our DSL is specified as follows:


```

RequirementDoc ::= Node
  Node ::= id : ID
          name : String
          description : MultiModalText
          dependencies : [[ID{, ID}]]
          scenarios : [[Scenario{, Scenario}]]
          children : [[Node{, Node}]]

  Scenario ::= id : ID
              name : String
              prerequisites : [[ID{, ID}]]
              steps : [[Step{, Step}]]

  Step ::= given : String  when : String  then : String

MultiModalText ::= {Text | ImageTag}
ImageTag ::= ![image](Path)

```

The design of this DSL is not merely for organization. It is the fundamental grounding mechanism that allows ARC to overcome the complexity wall of large-scale systems.

- **Deterministic Blueprinting:** By converting ambiguous natural language into a dependency-aware graph, we provide the agentic loop with a deterministic path for top-down Architecture Construction (see Section 4).
- **Test-Driven Grounding:** Every step requires a paired action and expectation, the DSL serves as a direct source for generating GUI and API test suites. These expectations act as the “gates” that prevent the requirement drift and hallucinations common in existing models.
- **Traceability:** The unique identifiers (IDs) within the DSL allow ARC to maintain a Traceability Record. This ensures that every line of generated code in the Bottom-Up phase (see Section 4.3) is provably linked back to a specific requirement expectation.

While formal, our DSL is designed to be lightweight and accessible to both human architects and AI agents. In addition, we design a visualized tool to enable users to design the requirement graph in a more intuitive way. Interested audience can check our anonymous website [48] for how the tool is used to draft requirement documents.

2.2 An Example

Figure 2 shows an instance of a requirement document that is in accordance with the meta-model in Figure 1. It describes a train ticketing system with two modules: authentication (login & registration) and query (ticket search). Each node includes multi-modal descriptions of appearance and behavior to support unit-level testing. At the *system level*, the requirement specifies inter-feature dependencies. For example, accessing search results depends on submitting a query (REQ-2-1 → REQ-2-2), and performing a search requires a user account. These constraints can be translated into integration tests. At the *use-case level*, the scenarios capture the required interaction order for achieving specific functionalities. For instance, a user must log in before searching for tickets, and must search before reserving a ticket (SCE-DB-03 → SCE-DB-04 → SCE-DB-05). Detailed operations are

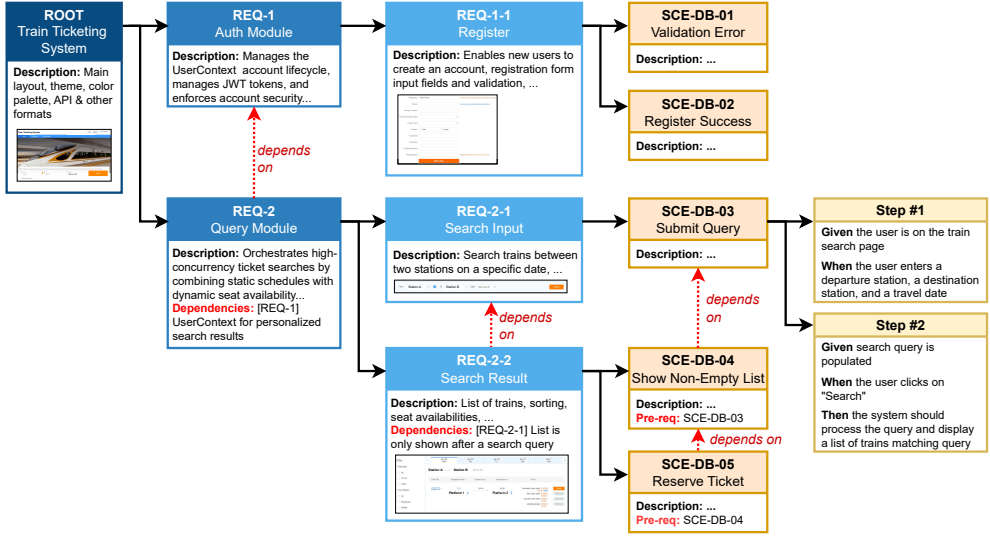


Fig. 2. An instance of multi-modal requirement document conforming to our DSL. **Blue boxes** (ROOT, REQ-) represent requirement nodes, **orange boxes** (SCE-) represent scenarios, and **yellow boxes** represent steps.

recorded as step sequences, which can further serve as system-level and acceptance-level test cases (e.g., end-to-end GUI tests).

3 Problem Statement

Then, we define our problem statement as follows. Let $\mathcal{G}_r = (V_r, E_r)$ be a multi-modal requirement graph, where V_r represents the set of nodes of requirements/scenarios and $E_r \subseteq V_r \times V_r$ represents the relations between them. We define the Requirement Compilation Problem as synthesizing a realized software system \mathcal{S} and a traceability mapping \mathcal{M} , defined as follows:

The Realized System (\mathcal{S}). The system is a tuple $\mathcal{S} = (V_r, \mathcal{I}, \mathcal{T}, \mathcal{C}, \mathcal{E}_{call}, \mathcal{E}_{imp}, \mathcal{E}_{ver})$, where:

- \mathcal{I} is the set of generated Interfaces (API signatures, UI components, DB schemas).
- \mathcal{T} is the set of Test Suites, strictly derived from the expectations specified in V_r .
- \mathcal{C} is the set of executable Code Implementations.
- $\mathcal{E}_{call} \subseteq \mathcal{I} \times \mathcal{I}$ represents the Call Graph, denoting dependency relations between interfaces.
- $\mathcal{E}_{imp} \subseteq \mathcal{I} \times \mathcal{C}$ represents the Implementation Relation, mapping an abstract interface to its concrete logic.
- $\mathcal{E}_{ver} \subseteq \mathcal{C} \times \mathcal{T}$ represents the Verification Relation, denoting that implementation c is validated by test t .

The Traceability Mapping (\mathcal{M}). We define \mathcal{M} as a provenance relation

$$\mathcal{M} \subseteq V_r \times \mathcal{I} \times \mathcal{T} \times \mathcal{C},$$

where each traceability tuple $(r, \mathcal{I}_r, \mathcal{T}_r, c_r) \in \mathcal{M}$ signifies that:

- \mathcal{I}_r is the set of interfaces projected from a requirement node or scenario r .
- \mathcal{T}_r is the set of test cases derived from r .
- $c_r \in \mathcal{C}$ is an implementation that conforms to an interface $i \in \mathcal{I}_r$ and satisfies the tests in \mathcal{T}_r .

Objective. The goal of ARC is to synthesize \mathcal{S} and \mathcal{M} to optimize two competing objectives:

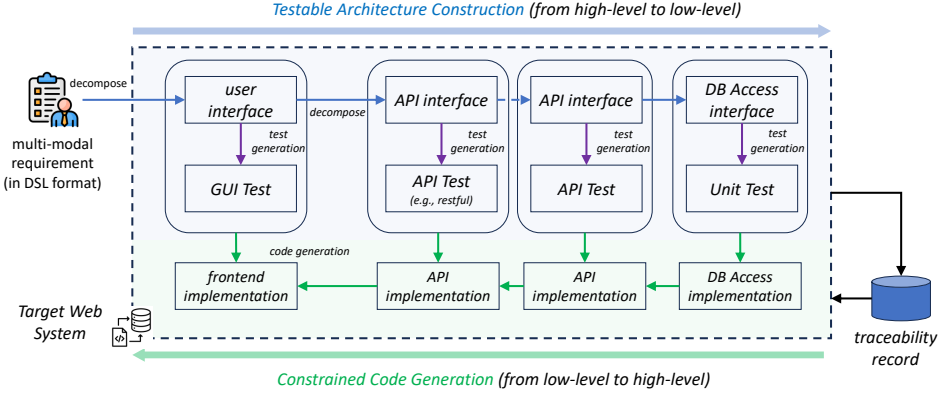


Fig. 3. An overview of ARC to parse a multi-modal requirement into a runnable web system. In addition to the web system, the resultant software artifacts include (1) a software architecture consisting of a set of interfaces (UI, API, and database), (2) a test suite for each generated interface, and (3) a traceability record to capture all the provenance from the requirement to the design, test, and implementation.

- **Maximize Alignment:** Maximize the structural consistency between the requirement space V_r and the test space \mathcal{T} via the interface layer \mathcal{I} . Intuitively, all the requirements are translated into tests runnable upon the designed interfaces.
- **Minimize Implementation Errors (Execution Phase):** Minimize the cardinality of test failures in the generated code.

$$\min \sum_{(c,t) \in \mathcal{E}_{ver}} \#(\text{ExecuteTest}(c, t) \neq \text{PASS})$$

4 Approach

Figure 3 shows the overview of ARC framework, which is designed as a rigorous “requirement compiler” that transforms high-level, multi-modal specifications into validated software systems. The framework takes a multi-modal requirement document, which has been structured into a lightweight, graph-based Domain Specific Language (DSL), serving as the “source code” of the intent, capturing functional scenarios and visual constraints. The final output is a fully runnable web system. Along with the system, ARC produces three critical artifacts: a software architecture consisting of UI, API, and DB interfaces, a comprehensive test suite for each interface, and a traceability record that maps the provenance from requirement to code. ARC adopts a dual-phase, i.e., Testable Architecture Construction phase (in blue in Figure 3) and Constrained Code Generation phase (in green in Figure 3).

- The first phase follows a **top-down decomposition strategy** to translate abstract requirements into a blueprint for validation. Starting from the DSL-based requirements, ARC systematically decomposes the project into hierarchical layers: the User Interface (UI), the API interfaces, and the Database (DB) Access interfaces. For every interface defined, tool immediately generates a corresponding test suite, including GUI Tests, RESTful API Tests, Integration Tests, and Unit Tests, before any application logic is written.
- The second phase operates in a **bottom-up implementation** direction, where agentic creative output is strictly “gated” by the previously defined architecture. Agents begin by implementing the lowest level, the DB Access layer, and move upward through the API implementation to the frontend implementation. Crucially, each generated code module is immediately executed

against its predefined test suite. If a module fails its test, the agent enters a reactive loop to fix the code until it satisfies the interface contract.

Throughout both phases, ARC maintains a traceability record. This captures the link between a specific scenario in the original document and its corresponding test and code implementation. This record is essential for ARC to design whether to reuse, modify, or create a new interface. In addition, such a record serves as a blueprint for the generated system, allowing developers to understand exactly why a piece of code exists and how it relates to the original multi-modal intent.

4.1 Overall Algorithm

To be more specific, we introduce the detailed algorithm to parse the DSL-based requirement document. Algorithm 1 serves as the central engine of the ARC framework, utilizing a recursive Depth-First Search (DFS) strategy to traverse the requirement graph \mathcal{G}_r ¹. This traversal orchestrates the construction of the target software system $\mathcal{S} = \langle \mathcal{I}, \mathcal{T}, \mathcal{C} \rangle$ by managing the lifecycle of each requirement node r through three distinct states:

- **UNPROCESSED**: The initial state for all nodes, indicating that neither the design nor the implementation for this requirement has been attempted.
- **WORKING (Top-Down Phase)**: The node is currently being visited. In this state, the framework focuses on Architecture Design, synthesizing the Interface (\mathcal{I}_r) and Test Suite (\mathcal{T}_r) before addressing dependencies. This prevents architectural drift by establishing a contract first.
- **DONE (Bottom-Up Phase)**: The node and all its dependencies have been successfully processed. The generated implementation ($c_r \in \mathcal{C}$) has been verified against \mathcal{T}_r , and integrated into \mathcal{S} .

The compilation process proceeds as follows. Upon visiting an UNPROCESSED node r , the algorithm marks it as WORKING. It immediately invokes the SynthesizeInterface subroutine (Algorithm 2) to generate the interfaces \mathcal{I}_r and test suite \mathcal{T}_r . These artifacts are added to the global system sets $\mathcal{S}.\mathcal{I}$ and $\mathcal{S}.\mathcal{T}$, effectively “locking in” the design constraints before any code is written (Lines 6-8). The algorithm then iterates through the children of r . For each child v , it recursively calls CompileNode. Crucially, as the recursion unwinds, we explicitly populate the call graph $\mathcal{S}.\mathcal{E}_{call}$ by linking the parent interface i_r to the child interface i_v . This ensures structural alignment between the requirement graph dependencies and the software’s internal call structure (Lines 10-15). Once all children are processed (i.e., their interfaces are stable), the algorithm enters the implementation phase. It calls GenerateImplementation (Algorithm 3), passing the now-defined call graph $\mathcal{S}.\mathcal{E}_{call}$ to ensure the generated code c_r correctly invokes its dependencies. If the code passes verification, it is added to $\mathcal{S}.\mathcal{C}$, and the provenance is recorded in \mathcal{M} . Finally, the node is marked as DONE, signaling to its own parents that it is ready for integration (Lines 17-23).

4.2 Top-down: Requirement & Design Decomposition

In this section, we describe the top-down phase in more detail (Algorithm 2). We refer to a node’s requirements as an aggregation of its multi-modal descriptions, scenarios, and step-level behaviors. Before generating new interfaces, ARC queries the node’s ancestors via GetAncestors (line 1 in Algorithm 2) to check whether existing interfaces can be adapted to satisfy part or all of the node’s requirements using AdaptInterfaceSignature (line 5 in Algorithm 2). If applicable, it will modify/reuse these interfaces and update their test cases, producing a set of adapted interfaces $\mathcal{I}_{adapted}$. Finally, GenInterfaceSignature (line 11 in Algorithm 2) takes the node’s requirements and $\mathcal{I}_{adapted}$ to decide whether new interfaces are needed, generating \mathcal{I}_r and calling GenTestSuite (line 12 in Algorithm 2) to produce their corresponding test suite \mathcal{T}_r .

¹An illustrative animation of our algorithm is available at [48].

Algorithm 1 Main Compilation Driver**Require:** Requirement Graph $\mathcal{G}_r = (V_r, E_r)$ **Ensure:** System \mathcal{S} , Traceability \mathcal{M}

```

1: Global  $\mathcal{S} \leftarrow (\emptyset, \dots, \emptyset)$ ,  $\mathcal{M} \leftarrow \emptyset$ 
2: Global  $State \leftarrow \{r : \text{UNPROCESSED} \mid \forall r \in V_r\}$ 
3: procedure  $\text{COMPILENODE}(r)$ 
4:    $State[r] \leftarrow \text{WORKING}$ 
5:   ▷ Phase 1: Top-Down Interface Design
6:    $\langle \mathcal{I}_r, \mathcal{T}_r \rangle \leftarrow \text{SynthesizeInterface}(r)$  ▷ See Alg. 2
7:    $\mathcal{S}.\mathcal{I} \leftarrow \mathcal{S}.\mathcal{I} \cup \mathcal{I}_r$ ;  $\mathcal{S}.\mathcal{T} \leftarrow \mathcal{S}.\mathcal{T} \cup \mathcal{T}_r$ 
8:   ▷ Recursive Step & Call Graph Construction
9:   for all  $v \in \text{Children}(r)$  do
10:    if  $State[v] = \text{UNPROCESSED}$  then
11:       $\text{COMPILENODE}(v)$ 
12:    end if
13:     $\mathcal{S}.\mathcal{E}_{call} \leftarrow \mathcal{S}.\mathcal{E}_{call} \cup \{(i_r, i_v) \mid i_r \in \mathcal{I}_r, i_v \in v.\text{interfaces}\}$ 
14:  end for
15:   ▷ Phase 2: Bottom-Up Implementation
16:   $c_r \leftarrow \text{GenerateImplementation}(\mathcal{I}_r, \mathcal{T}_r, \mathcal{S}.\mathcal{E}_{call}, \mathcal{M})$  ▷ See Alg. 3
17:   $\mathcal{S}.\mathcal{C} \leftarrow \mathcal{S}.\mathcal{C} \cup \{c_r\}$ 
18:   $\mathcal{M} \leftarrow \mathcal{M} \cup \{(r, i, t, c_r) \mid i \in \mathcal{I}_r, t \in \mathcal{T}_r\}$ 
19:   $State[r] \leftarrow \text{DONE}$ 
20: end procedure
21: Start:
22: for all  $root \in \text{Roots}(\mathcal{G}_r)$  do
23:    $\text{COMPILENODE}(root)$ 
24: end for
25: return  $\langle \mathcal{S}, \mathcal{M} \rangle$ 

```

4.2.1 Generating Interfaces. In $\text{GenInterfaceSignature}$ (line 11 in Algorithm 2), ARC follows a formalized principle to determine what interfaces to add. ARC uses *events* to track data flows between two interacting (e.g., calling) interfaces. An *event* is described as $e = (\text{name}, \text{payload})$, where *name* identifies the event, and *payload* contains structured data in JSON standard (e.g., `{username: string, password: string}`). We first formally define the behaviors of each type of interface:

- **UI:** Defined as both a producer and a consumer of events, $i_{\text{UI}} = (E_{\text{out}}, E_{\text{in}})$, where E_{out} is the set of events generated by user actions and E_{in} is the set of events received from APIs.
- **API:** Defined as mapping events to operations and emits events, $i_{\text{API}} := (e_{\text{in}}, \mathcal{O}, e_{\text{out}})$, where e_{in} is the incoming event, \mathcal{O} is a data operation, and e_{out} is the event emitted to the UI or other APIs.
- **DB:** Defined as a set of data entities, $i_{\text{DB}} := \{D_i\}$, where each entity $D_i = (\text{name}, \{a_1, a_2, \dots, a_n\})$ consists of a name and a set of attributes.

To determine the interfaces required by a node r , ARC parses both textual descriptions and images (via an image captioning vision-language model). Based on the formal definitions of interface types, it generates a set of interfaces $i \in \mathcal{I}_r$ that collectively capture all requirements. Each interface signature specifies the type (**UI**, **API**, or **DB**), the name, and the expected location in the system \mathcal{S} . For **UI** interfaces, the signature includes layout information inferred from images, as well as the events produced and consumed. For **API** interfaces, it includes the incoming events, the data operations performed (expressed as function headers with parameters), and the outgoing events

emitted to other interfaces. For **DB** interfaces, it includes the data entity name and its attributes. When two interfaces reference the same event (i.e., one produces it and another consumes it), a data flow is established between them, which serves as a reference for the bottom-up phase.

Using the login feature in [Figure 2](#) as an example, the agent generates a **UI** interface that produces a `LoginClicked(username, password)` event and consumes a `LoginResponse(success, message)` event, with layout information inferred from the screenshot. It also generates an **API** interface that maps the incoming `LoginClicked` event to the `authService.login(username, password)` data operation (function header) and emits the corresponding `LoginResponse` event. Finally, the **DB** interface defines a `User` entity with attributes `username` and `passwordHash`. The detailed agent prompt and more detailed animated demonstrations are available in [Appendix A](#).

4.2.2 Generating Test Suites. After generating interfaces, ARC calls `GenTestSuite` to produce test scripts for the node r . The inputs to this process include: (1) The scenarios in the node, $r.scenarios$, and their steps, $scenario.steps$. (2) Interface signatures $i \in \mathcal{I}_r$ to be tested. (3) Ancestor tests \mathcal{T}_a' , which can serve as test fixtures.

For generating the type of tests, the agent follows a formal principle:

- (1) **End-to-end tests** validate **UI** \leftrightarrow **API** interactions.
- (2) **Integration tests** validate **API** \leftrightarrow **API** and **API** \leftrightarrow **DB** interactions.
- (3) **Unit tests** validate the behavior of individual **UI**, **API**, **DB**, and the data operators of **API**.

To generate the content of tests, the agent interprets each scenario step:

- (1) **Given** establishes test fixtures or prerequisites, potentially reusing ancestor tests \mathcal{T}_a' .
- (2) **When** specifies the actions or events to perform in the test.
- (3) **Then** specifies the expected outcomes, which the agent translates into concrete assertions or verification statements in the generated test scripts.

Using the same example, ARC generates end-to-end tests that verify a **UI**-initiated interaction (i.e., through submitting a login UI form) corresponding to `LoginClicked(username, password)` results in a response consistent with `LoginResponse(success, message)`. Integration tests validate the **API** \leftrightarrow **DB** interaction by ensuring that the **API** correctly queries the `User` entity, verifies the stored `passwordHash`, and properly handles both successful and failed login scenarios. Unit tests focus on the **API** logic by exercising `authService.login(username, password)` under varied inputs, while **DB** unit tests validate the schema and constraints of the `User` entity.

4.3 Bottom-up: Constrained Code Generation

The second phase of the ARC framework operates in a bottom-up direction, transforming the testable architecture into a realized software system. As described in [Algorithm 3](#), this phase ensures that agentic creative output is strictly gated by the predefined interfaces and test suites, preventing architectural drift. The implementation process follows the recursive unwinding of the DFS traversal, distinguishing between leaf and non-leaf nodes.

Implementation of Leaf Nodes. For a leaf node $r \in V_r$ (where $\text{Children}(r) = \emptyset$), the implementation focus is localized. The input to the agent consists of the set of interfaces I_r generated during the top-down phase. The objective is to synthesize a code implementation c_r that fulfills the contract defined by I_r and satisfies its local test suite \mathcal{T}_r . In this case, the dependency set is empty:

$$\mathcal{D}_r = \emptyset \tag{1}$$

The agent is prompted to generate code c_r such that $c_r \models \mathcal{T}_r$.

Algorithm 2 Phase 1: Synthesize Interface (Top-Down)**Require:** Node r **Ensure:** Interfaces I_r , Test Suite \mathcal{T}_r

```

1:  $Ancestors \leftarrow \text{GetAncestors}(r)$ 
2:  $AncestorInterfaces \leftarrow \bigcup_{a \in Ancestors} a.interfaces$  ▷ Collect interfaces synthesized in ancestors
3:  $\mathcal{I}_{adapted} \leftarrow \emptyset$ 
4: for all  $i_a \in AncestorInterfaces$  do
5:    $\langle i'_a, \mathcal{T}'_a \rangle \leftarrow \text{AdaptInterfaceSignature}(i_a, r)$  ▷ Try to modify or reuse ancestor interface
6:   if  $i'_a \neq \text{null}$  then
7:      $\mathcal{I}_{adapted} \leftarrow \mathcal{I}_{adapted} \cup \{i'_a\}$ 
8:   end if
9: end for
10: ▷ Generate new interfaces for any parts of  $r$  not covered by adapted interfaces
11:  $I_r \leftarrow \text{GenInterfaceSignature}(r, \mathcal{I}_{adapted})$ 
12:  $\mathcal{T}_r \leftarrow \text{GenTestSuite}(r.scenarios, \mathcal{T}'_a, I_r)$  ▷ Generate tests for the new interfaces
13: return  $\langle I_r, \mathcal{T}_r \rangle$ 

```

Implementation of Non-Leaf Nodes. For a non-leaf node r , the implementation begins only after all its children $v \in \text{Children}(r)$ have been processed. At this stage, ARC must not only implement the interfaces I_r directly associated with the current node but also correctly invoke the realized interfaces generated by its children. Let the set of dependency interfaces be defined as:

$$\mathcal{D}_r = \bigcup_{v \in \text{Children}(r)} I_v \quad (2)$$

The implementation c_r is thus conditioned on both the target interfaces I_r and the implemented child interfaces in \mathcal{D}_r . This ensures structural alignment between the requirement hierarchy and the software's internal call structure.

The Reactive Verification Loop. The implementation phase is essentially a test-driven development (TDD) loop that functions as a grounding gate for agentic output. As shown in Algorithm 3, the generation process is constrained by the local test suite \mathcal{T}_r and a maximum iteration budget b :

$$\text{s.t.} \quad \begin{cases} c_r \models \mathcal{T}_r \\ \text{Attempts} \leq b \end{cases} \quad (3)$$

In each iteration, ARC invokes *GenCode* to produce a candidate implementation c_r based on the target interfaces I_r , the dependency interfaces \mathcal{D}_r from children, and the current traceability context \mathcal{M} . The candidate is immediately verified by *ExecuteTest*. If the tests fail, the resulting *Feedback* (comprising compiler error logs or test assertion failures) is fed back into the next generation cycle as a refinement prompt. To ensure compilation efficiency and prevent infinite optimization loops for highly complex scenarios, we limit the number of attempts to the budget b . If the budget is exhausted before passing all tests, the framework retains the last version of c_r to maintain the workflow. This iterative mechanism ensures that the generated code is not only architecturally compliant but also functionally verified against the original requirement expectations.

5 Evaluation

We design our experiments to answer the following research questions:

- **RQ1: Effectiveness.** Whether ARC can correctly implement web systems of different scales from complex multi-modal requirements, in comparison to the state-of-the-arts?

Algorithm 3 Phase 2: Generate Implementation (Bottom-Up)

Require: Interfaces \mathcal{I}_r , Test Suite \mathcal{T}_r , Call Graph \mathcal{E}_{call} , Traceability Record \mathcal{M}

Ensure: Code c_r , Boolean $passed$

```

1:  $b \leftarrow \text{MaxBudget}$ 
2:  $passed \leftarrow \text{False}$ 
3:  $\mathcal{D}_r \leftarrow \bigcup_{i_r \in \mathcal{I}_r} \{i_v \mid (i_r, i_v) \in \mathcal{E}_{call}\}$  ▷ Retrieve realized interfaces from children
4:  $Feedback \leftarrow \emptyset$ 
5: while  $b > 0 \wedge \neg passed$  do
6: ▷ Generate candidate code conditioned on
target interfaces, child dependencies, and
feedback
7:    $c_r \leftarrow \text{GenCode}(\mathcal{I}_r, \mathcal{D}_r, \mathcal{M}, Feedback)$ 
8: ▷ Verify implementation against the node's
test suite
9:    $passed, Feedback \leftarrow \text{ExecuteTest}(c_r, \mathcal{T}_r)$ 
10:   $b \leftarrow b - 1$ 
11: end while
12: return  $\langle c_r, passed \rangle$ 

```

- **RQ2: Overhead Analysis.** What is the overhead introduced by ARC, measured in token consumption and development time?
- **RQ3: Ablation Study.** How much does each individual component (DFS search strategy, test suite \mathcal{T} , traceability record \mathcal{M}) contribute to the overall performance of ARC?

5.1 Benchmark

We construct a benchmark to evaluate ARC, which consists of a set of systems $\mathcal{S} = \{S_1, \dots, S_n\}$. For each system S_i , we prepare (1) a multi-modal requirement document \mathcal{G}_r^i that specifies the intended functionalities, and (2) a GUI test suite \mathcal{T}^i used to validate the correctness of the implemented S_i .

5.1.1 Benchmark. In this study, we select the benchmark web system with the following criteria: (1) *Maturity*, the system must have been in operation for at least 10 years; and (2) *Popularity*, the system must either have at least 100 million users or be adopted by companies among the top 100 by revenue. To balance engineering effort with coverage and diversity, we select six real-world web systems. In this experiment, we choose a subset of visible and functional features for each web system (see Table 1, our anonymous website [48], and Appendix B for visual examples).

- (1) **BookStack.** [9] A wiki system supporting multi-user content creation and editing, hierarchical content organization, and CRUD operations, representing content-heavy, structured systems for knowledge management workflows.
- (2) **Keep.** [33] A note-taking system supporting multi-modal inputs via forms and lists, representing user-centric applications requiring responsive UI and synchronization.
- (3) **Stack Overflow.** [56] A community Q&A platform supporting community-driven content, complex search, voting, commenting, user authentication, and a reputation system, representing social platforms with concurrent multi-user interactions.
- (4) **PrestaShop.** [46] An e-commerce system supporting shopping carts, product catalogs, payment processing, order management, and multi-step transactional workflows, representing transaction-heavy online store applications.
- (5) **12306.** [1] A train ticketing system supporting booking of routes, seats, and schedules, representing large-scale transactional systems with high concurrency and complex logistics.

Table 1. Overview of web systems in the benchmark.

Scale	Web System	#REQ	#TEST	Link	Type
Small	BookStack	32	30	demo.bookstackapp.com	Knowledge Base
	Keep	35	45	keep.google.com	Interactive Productivity Tool
Medium	Stack Overflow	66	60	stackoverflow.com	Community Q&A Platform
	PrestaShop	86	75	demo.prestashop.com	E-commerce Platform
Large	12306	142	80	12306.cn	Public Ticketing System
	Ctrip	152	80	ctrip.com	Service Aggregation Platform

- (6) **Ctrip**. [15] A travel booking system aggregating multiple services (flights, hotels, trains), representing large-scale applications with heterogeneous modules and multi-service workflows.

More details about these systems are shown in Table 1. Overall, our selection is reasonably representative of standard enterprise and transactional web systems.

Collection of Requirement Graphs. For each selected system S_i , we manually write its corresponding requirement graph \mathcal{G}_r^i . We hire six graduate students with computer science backgrounds to accomplish the DSL-based requirement documents. In contrast to manually write the DSL format, we instruct them to use our development requirement modelling tool (see [48]) to visualize the hierarchical requirement nodes and scenarios. For each system, the annotator spends one week to carefully explore the system and another one week to prepare the DSL-based requirement documents. The prepared requirements are reviewed in group meetings and revised based on collective feedback. In total, the annotation process takes around 200 man-hours over two weeks. *Collection of Test Suites* From the user’s perspective, a system is functional only if it supports correct interactions and achieves the intended functionalities. Accordingly, we evaluate functional correctness using end-to-end GUI test cases. We prepare sophisticated end-to-end GUI test cases for each feature in a subject web system.

5.1.2 Baselines. We select four state-of-the-art baselines representing both single-agent and multi-agent approaches. They are chosen for their ability to perform “vibe-coding,” i.e., independently generating a functional prototype from multimodal input (natural language descriptions and supplementary images) without developer intervention.

- (1) **MetaGPT** [26]: a popular open-source multi-agent framework with 60k GitHub stars.
- (2) **OpenHands** [62]: an AI agent framework with over 65k GitHub stars and 3 million downloads.
- (3) **Cursor** [16]: an AI-assisted IDE with over 1 million users as of 2026, adopted by 50% of the companies in Fortune 500.
- (4) **Copilot** [14]: a coding AI assistant integrated in VS Code, Visual Studio, Neovim, and JetBrains IDEs, with over 20 million users as of 2026 and adopted by 90% in Fortune 100.

5.1.3 Evaluation Metrics. Following prior benchmark studies [22, 31], we adopt the pass rate of test cases to measure the effectiveness of our framework and the baseline approaches. For each benchmark system, the corresponding test suite \mathcal{T}^i is provided as part of the benchmark and used as the ground-truth oracle for evaluation (see Section 5.1.1 for more details). This metric is denoted as **Test Pass Rate (%)**, defined as:

$$\text{Test Pass Rate (\%)} = \frac{\# \text{Passed Test Cases}}{\# \text{Total Test Cases}} \times 100$$

A test case is considered *passed* if and only if it successfully executes *all* actions by interacting with the web system and satisfies all expected outputs or state changes after each action.

Table 2. GUI test case pass rates (%) indicating the functional correctness of implemented web systems for our framework and baseline methods. ($\uparrow x$) denotes absolute improvement over the best baseline.

Web System	Test Pass Rate (%)				
	Ours	MetaGPT	OpenHands	Cursor	Copilot
BookStack	91.11 ($\uparrow 15$)	<u>76.67</u>	55.56	54.44	52.22
Keep	91.85 ($\uparrow 22$)	55.56	40.00	40.74	<u>69.63</u>
Stack Overflow	86.67 ($\uparrow 33$)	<u>53.33</u>	37.22	35.00	36.11
PrestaShop	85.78 ($\uparrow 17$)	48.00	20.44	<u>68.00</u>	34.67
12306	78.75 ($\uparrow 28$)	41.25	31.67	<u>50.83</u>	45.00
Ctrip	75.42 ($\uparrow 39$)	18.75	15.00	<u>36.25</u>	23.75
Avg.	84.93 ($\uparrow 36$)	48.93	33.32	47.54	43.56

5.2 RQ1: Effectiveness

5.2.1 Results. Table 2 reports the results where all solutions generate runnable web systems, while ARC consistently outperforms all four baselines in passing the prepared GUI tests. In absolute terms, ARC achieves pass rates that exceed the best-performing baseline by 15–39 percentage points (corresponding to relative improvements of 18.8–108.1%, with an average of 50.4%). While pass rates tend to decrease as system size grows, ARC demonstrates the greatest stability, with only a 17% decline from the smallest to the largest system, compared with up to a 73% drop for the baselines, which shows that **baseline performance degrade significantly as systems scale**. These results suggest that: (1) without enforcing the strict interface design and implementation constraints of ARC, baseline methods often fail to implement even half of the required functionality, and (2) prior knowledge or familiarity with the system (by the underlying code models) is insufficient to ensure successful development.

Why can ARC outperform the baselines? Baselines often compress requirements into unstructured summaries, creating an information bottleneck that loses crucial details early in the development pipeline. For example, MetaGPT generates PRDs and system designs from coarse, lossy overviews rather than original specifications, leading to repositories that are structurally sound but functionally incomplete. Moreover, because existing frameworks and AI-assisted IDEs implement features without isolation, the breakdown of requirement boundaries allows new changes to inadvertently break existing code and tests. ARC avoids these issues by modeling dependencies in a requirement graph and enforcing strict interface boundaries to preserve system integrity. Therefore, new implementations (1) do not modify existing implementation, (2) do not encroach on existing tests, (3) do not invalidate passing tests. In short, **ARC enforces orthogonality and non-regression as a first-class objective**. Given a set of existing implementations and passing tests, adding new tests and implementations should never affect prior functionality.

In addition, a common failure mode in baselines is fragmented implementation. They might rely on stubs or mock data and fail to capture full system integration. ARC prevents this with test suites. Its tests verify not only the correctness of individual interfaces (**API**, **DB**, **UI**) but also their interactions (**API** \leftrightarrow **API**, **API** \leftrightarrow **DB**, **API** \leftrightarrow **UI**).

When can ARC fail to pass the GUI tests? By investigating the GUI tests failed by ARC, we identify two main causes:

- **Implicit requirement scenarios are missing in documents.** ARC treats the requirements graph as the source of truth. While this provides strong guarantees, it also means anything not explicitly specified or implicitly inferred may be missed. For example, in the 12306 passenger

Table 3. Execution time in minutes ("Time") and token consumption in millions ("Cost") of our framework and baseline methods for implementing web systems from requirements.

Web System	Ours		MetaGPT		OpenHands		Cursor		Copilot	
	Time (min)	Cost (M)	Time (min)	Cost (M)	Time (min)	Cost (M)	Time (min)	Cost (M)	Time (min)	Cost (M)
BookStack	145.98	11.80	48.90	0.98	22.00	5.69	29.16	3.82	13.28	2.46
Keep	161.04	17.50	37.83	0.38	22.35	6.70	13.58	1.84	22.78	3.95
Stack Overflow	231.52	21.38	42.38	0.67	52.00	14.43	16.48	3.47	22.50	5.14
PrestaShop	253.95	22.76	42.98	0.89	34.72	3.94	19.73	4.45	14.12	2.85
12306	351.52	27.02	53.72	1.23	38.73	16.29	39.11	7.26	17.40	3.81
Ctrip	363.27	26.38	35.00	0.90	26.68	5.24	16.21	2.74	18.51	3.35

module, ARC implemented data validation for missing fields and incorrect formats, but did not catch duplicate IDs (e.g., registering the same passport twice). Therefore, to *compile* a requirement document into a web system with ARC, the requirement document needs to be clear and explicit.

- **Limited Feedback Signal from Tests.** Test suites may provide insufficient guidance for ARC to locate the root cause of a bug and implement a correct fix within the given budget. Once the budget is exhausted, ARC moves on with a best-effort implementation. For instance, in PrestaShop’s “Recently Viewed” product feature, the tests report that “viewed product A is not shown,” but do not indicate why, leaving ARC to infer the cause. Within limited budget, ARC fails to generate a local solution with limited feedback signal.

Interested audience can check more successful and failing cases of ARC on our website [48].

5.3 RQ2: Overhead Analysis

5.3.1 Experiment Design. In this experiment, we adopt the same settings as in Section 5.1.1 and Section 5.1.2.

Evaluation Metrics. As for metrics, we measure overhead along two dimensions: the end-to-end runtime (in minutes), denoted as **Time (s)**, and the total token consumption of the underlying multimodal large-language models (in millions of tokens), denoted as **Cost (M)**. Here, end-to-end refers to the interval from the start of the evaluation workflow to its completion.

5.3.2 Results. Table 3 shows our results. ARC requires an average of 3 hours more than the slowest baseline, and consumes 6–21 million additional tokens. This additional investment is spent on (1) incrementally planning and implementing interfaces, and (2) rigorous feedback through test execution. As systems scale, we saw that ARC’s overhead increases predictably. By contrast, all baselines exhibit stable overhead, expending roughly the same effort regardless of system size. As systems grow, their attention spreads thinner across components. In other words, **the baselines do not scale their effort proportional to the complexity of the system**, which leads to overlooked interdependencies (due to limited context) and reduced reliability, whereas ARC scales deliberately to ensure correctness even in large, complex systems.

5.4 RQ3: Ablation Study

5.4.1 Experiment Design. In this experiment, we adopt the same settings as in Section 5.1.1. We compare three ablated variants of ARC: (1) *w.o. DFS strategy*, where ARC designs and implements requirement nodes in an arbitrary order; (2) *w.o. Test*, where no test suites \mathcal{T} are generated for interfaces during the top-down phase; and (3) *w.o. Traceability*, where code provenance \mathcal{M} is not recorded during the bottom-up phase.

Table 4. Ablation study of our framework. Columns show test pass rate (“Pass”), execution time in minutes (“Time”), and token consumption in millions (“Cost”) under different component removals.

Web System	Ours			w.o. DFS Strategy			w.o. Test			w.o. Traceability		
	Pass (%)	Time (min)	Cost (M)	Pass (%)	Time (min)	Cost (M)	Pass (%)	Time (min)	Cost (M)	Pass (%)	Time (min)	Cost (M)
BookStack	91.11	145.98	11.80	63.33	84.32	3.09	60.00	112.77	11.74	90.00	164.78	15.92
Keep	91.85	161.04	17.50	75.56	103.75	13.48	60.00	136.21	16.68	86.67	162.94	22.59
Stack Overflow	86.67	231.52	21.38	35.00	117.34	8.42	56.67	162.37	14.74	83.33	215.18	21.24
PrestaShop	85.78	253.95	22.76	53.33	90.12	8.43	38.67	167.14	10.05	74.67	236.24	22.74
12306	78.75	351.52	27.02	36.25	210.41	20.21	67.5	220.13	23.63	77.5	429.08	25.45
Ctrip	75.42	363.27	26.38	33.75	234.47	17.16	48.75	236.48	13.99	71.25	441.02	31.22

Evaluation Metrics. We use the test pass rate (in %), denoted as **Pass (%)**, the total runtime of the evaluation workflow (in minutes), denoted as **Time (min)**, and the total token consumption (in millions of tokens), denoted as **Tokens (M)**.

5.4.2 Results. Table 4 shows our results. Without traceability, ARC spent more time gathering contextual information from the repository. Although the DFS strategy and testing contribute to increased time and cost, this is a necessary trade-off to support reliable development in large-scale systems, as evidenced by the higher pass rate. These results validate our claims in RQ1 and RQ2.

5.5 User Study

In addition, we conduct a study to evaluate how users can adopt ARC in practice to “compile” a web system by only writing DSL-based multi-modal requirements.

Subject System. In this study, we select the 12306 system, a popular train ticket booking system, which inspires the open-source TrainTicket benchmark [72]. The participants are free to select either international or local version. We choose this system because all the participants show that they have used this system in person, which makes them easier to write requirement documents in this study. The participants are asked to accomplish 5 features (e.g., login module, registration module, query module, ticket-booking module, and profile update module) in the system.

Participants. We advertised the study to undergraduate students in a software engineering course, allowing interested students to register via an online form. This population provides a representative proxy for novice developers with limited exposure to production systems. From 38 registrants, we selected those with prior knowledge in web development, at least one year of exposure to the subject system, and at least six months of experience with AI-assisted coding tools (e.g., Cursor). As a result, we recruited 21 participants in total. While the requirement documents are complex and non-trivial, we organize those participants into 7 groups, each consisting of 3 participants.

Task Procedure & Metrics. Participants were first introduced to the requirements DSL. To ensure familiarity with the DSL before the study began, we first guide them to complete a small warm-up task for practice on a web system which is different from the subject system. Each group explore the subject system and documented its functionality using the DSL, after which they used ARC to replicate the system. We ask the participants to accomplish the task within one day. Upon completion, we collected all replicated systems and evaluated them based on the test pass rate (%) against our ground-truth test cases. Finally, participants completed a post-study survey.

Results. The detailed results of our user study are presented in Table 5. All 7 groups successfully transformed their requirements into runnable systems with a test pass rate spanning over 80% - 96%, which accomplish the projects within one day. Each group accomplish the DSL-based requirement

in on average 5.6 hours, spanning over 3.1 hours to 9.8 hours. Overall, participants found the DSL easy to learn, generally taking on average 5 rounds of requirement updates/iterations to accomplish the tasks. The compiled software projects take on average 107 requirement nodes, and 1,395 lines of DSL code.

Table 5. User Study Results: 21 participants (7 groups) building a Train Ticketing System. *Test Pass Rate* indicates the pass rate of GUI tests; *DSL Writing Time* denotes the total time spent on writing the requirement document; *Project Generation Time* represents the total time taken to generate the web system from the requirement document.

Group	Test Pass Rate (%)	DSL Writing Time (h)	Project Generation Time (h)	Number of Requirements	Preferred Method
1	90	4	4.5	70	ARC
2	90	8	6	120	ARC
3	96	9.8	4	174	ARC
4	80	3.4	5.5	50	ARC
5	96	4.7	5	134	ARC
6	94	6.2	6	144	Vibe-coding
7	86	3.1	2.5	58	ARC
Avg.	90.3	5.6	4.8	107	-

In the post-study survey, 6 out of 7 groups (86%) agreed that, compared with conventional development methods, such as unstructured AI-assisted coding (“vibe-coding”) or fully manual implementation, ARC was more effective and efficient. They report that ARC supported more accurate implementation of requirements with fewer manual interactions. Also, they can understand the generated code by tracking the traceability records from requirement to interface, tests, and code implementation. As for the rest one group, the participants share concerns that the compilation process. Specifically, observing that the agentic compiling process takes over 6 hours, they psychologically feel the loss of control, even if ARC successfully produce a runnable web system. This feedback motivates us to explore more interactable version of ARC in our future work.

5.6 Discussion

In this experiment, we show that ARC can compile DSL-based requirements into runnable Web system. We propose the ARC framework to advance this paradigm, and our experiments demonstrate both its effectiveness and efficiency compared to conventional agentic approaches. ARC compiles multimodal requirements into a deployable web system, in which (1) each generated component accounts for its own requirements and those of dependent components, and (2) generation is grounded in explicit system structure and execution semantics, enabling systematic reasoning, verification, and reproducibility. Beyond the conventional $0 \rightarrow 1$ setting (software generation), this work also presents the potential to address $n \rightarrow n + 1$ development (i.e., software evolution) [55], where coding agents must evolve existing systems while accounting for interacting components, as enabled by ARC’s traceability mechanism.

Despite these positive results, ARC has several limitations. First, ARC is primarily designed to satisfy functional requirements and may overlook non-functional properties such as security, performance, and reliability, which are critical in production systems. Future work could extend ARC to consider multiple design alternatives and formulate requirement satisfaction as a multi-objective optimization, in which functional requirements are treated as hard constraints, while non-functional properties are optimized as soft objectives (e.g., maximizing performance or minimizing resource usage). Second, our test generation process remains limited. The current feedback loop focuses on common execution paths and a small set of prominent edge cases, leaving open the possibility of undiscovered bugs. Reliable test generation is necessary to provide stronger correctness guarantees in the future.

5.7 Threats to Validity

Internal Validity. The primary threat lies in the test validation loop, where limitations in test coverage may reduce the strength of our correctness guarantees. In particular, ARC treats the requirement graph as the source of truth, meaning that missing or implicit scenarios in the requirement document are not automatically inferred or implemented. Moreover, the feedback signal from tests can sometimes be insufficient, making it difficult for ARC to locate and fix bugs within the iteration budget. This suggests that reliable system generation depends not only on the code generation capability but also on the clarity of requirements and the diagnostic quality of the test suite. Another potential threat involves the manual effort required to write comprehensive requirement DSLs. To mitigate this, we developed a visual interactive tool, and the drafting process could be further accelerated by leveraging the capabilities of Large Language Models (LLMs).

External Validity. There are two main factors that may limit the generalizability of our results. First, we selected six web systems for our benchmark. While these systems capture standard enterprise and transactional web applications, they do not fully represent the diversity of web system behaviors. For example, media-heavy streaming applications (e.g., YouTube, Discord), real-time collaboration tools (e.g., Google Docs), and single-page applications (e.g., Google Maps) exhibit complex behaviors that are difficult to automatically test and therefore challenging to systematically benchmark. Furthermore, such systems often involve ambiguity in implementation choices, such as whether to use WebSockets for real-time communication, or other architectural decisions. Addressing these complexities could be an avenue for future work. Second, ARC was evaluated using Gemini Pro 3 as underlying models, which raises questions about transferability to other models. However, as long as the underlying model is trained on coding data, the framework remains applicable. Our approach is a general organizational and instructional framework that is similar to multi-agent or other system frameworks, which do not rely on any model-specific advantages. It is designed to leverage already capable models in a structured way.

6 Related Work

6.1 Code Generation

Early work focuses on automatic programming and program synthesis, where systems such as PROW generated executable code from formal logical specifications [8, 61]. Later approaches explored heuristic and probabilistic methods, including grammar-based generation [4, 13, 66] and specialized statistical models [17, 29], but these techniques were often rigid and difficult to scale. Advances in Transformer-based architectures enabled language models to reason over longer contexts and generate increasingly complex programs i.e. Codex [12], MBPP [6], APPS [25] or competitive programming namely AlphaCode [36]. Stronger foundation models such as ChatGPT, Deepseek [2, 24] has enabled strong semantic code understanding demonstrably in real-time code suggestions inside IDEs such as Cursor, Copilot [14, 16, 37] or real-world program repairs through SWE-bench [31, 68] at near 80% by Trae Agent [58]. These works are the pre-cursor to a challenge shift from function-level code generation towards repository-level generation [28, 39, 57].

6.2 Repository Generation

Repository-level generation is challenging due to large-scale, long-context, and long-trajectories, with modules and business logics distributed across many files. Existing work primarily addresses these challenges along three axes:

Interactive feedback. To manage long trajectories, prior methods employ multi-round planning with external feedback. SDE-I [71] uses static analysis and unit tests to guide library generation, but requires a reliable pre-existing test suite. Other systems, including CodePlan [7], Cursor [16],

and Copilot [14] Plan Mode, derive implementation plans from repository context before code generation to reduce error propagation.

Memory augmentation. To handle long-context reasoning and cross-file dependencies, RepoCoder [70] and CodeChain [34] construct dependency graphs to retrieve relevant code, while RepoGraph [43] models repository structure using graph-based representations at code-line level.

Task delegation. Multi-agent systems decompose large-scale software engineering tasks into specialized roles. OpenHands [62] and HyperAgent [45] distribute planning, navigation, and editing across agents, but these setups often incur communication overhead and context management challenges [64].

While effective, these approaches largely focus on incremental code generation over existing repositories and lack explicit modeling of system-level requirements. As a result, changes introduced for new features may affect unrelated components or invalidate previously passing tests. In contrast, ARC explicitly tracks requirement-implementation alignment throughout repository evolution. End-to-end software engineering agents further extend these ideas. **Waterfall-based** frameworks, namely Self-Collaboration [19], ChatDev [51], MetaGPT [26], model the development process as a linear pipeline akin to the waterfall model, whereas **agile-based** frameworks, such as AgileCoder [40] models development process in iterative sprints. We select MetaGPT [26] and OpenHands [62] as representative baselines [40, 51], as they capture two dominant paradigms: pipeline-based and multi-agent development at repository scale.

Existing approaches lack enforced requirement alignment during implementation. ARC treats requirement alignment as a first-class objective, ensuring that new implementations remain consistent with system requirements without regressing prior behavior.

6.3 Test Generation

Test generation has a long research history and remains a core technique for improving software reliability. Existing approaches can be broadly categorized into three complementary classes:

Program-analysis-based approaches. Early work relies on symbolic execution [11, 23, 52] such as Klee [11] or DART [23] and search-based techniques [5, 21, 44] namely EvoSuite [21], Randoop [44] to systematically explore program behaviors. While these methods offer strong coverage guarantees, they often require precise models or extensive search, limiting scalability.

Hybrid approaches. Subsequent work combines program analysis with learning-based guidance to improve exploration efficiency and prioritize semantically relevant executions [10, 35]. These methods remain largely implementation-centric.

LLM-based approaches. More recently, LLMs have been applied to test generation by framing it as code synthesis from focal methods or natural language descriptions [3, 18, 32, 42, 49, 54, 60, 63, 69]. Although effective at capturing semantics, these methods typically operate at the unit level and generate tests independently of system-wide specifications.

This line of work is largely *complementary* to ARC. Rather than proposing a new test generation technique, ARC treats tests as first-class artifacts derived from structured requirements and uses them as correctness gates in a repository-level compilation process.

7 Conclusion

Repository-scale development is challenging because maintaining correctness and managing dependencies in large, evolving systems is difficult. We frame this as a requirements compilation problem, translating multimodal specifications into runnable web systems. We propose ARC, which operates in two phases. The top-down phase designs formalized UI, API, and DB interfaces, with dependencies enforced by initially failing tests. The bottom-up phase implements and validates

these interfaces. On a benchmark of six web systems, ARC outperforms state-of-the-art approaches by up to 108.1% in test pass rates. A user study further confirms its effectiveness and usability.

Data Availability

The datasets and code used in this study are available at [47] and [48].

Acknowledgments

This research is supported in part by the National Natural Science Foundation of China (62572300).

References

- [1] 12306 China Railway 2011. <https://www.12306.cn/en/index.html>
- [2] Josh Achiam, Steven Adler, Sandhini Agarwal, Lama Ahmad, Ilge Akkaya, Florencia Leoni Aleman, Diogo Almeida, Janko Altmenschmidt, Sam Altman, Shyamal Anadkat, et al. 2023. Gpt-4 technical report. *arXiv preprint arXiv:2303.08774* (2023).
- [3] Toufique Ahmed, Jatin Ganhotra, Rangeet Pan, Avraham Shinnar, Saurabh Sinha, and Martin Hirzel. 2025. Otter: Generating Tests from Issues to Validate SWE Patches. (2025).
- [4] Miltiadis Allamanis and Charles Sutton. 2014. Mining idioms from source code. In *Proceedings of the 22nd ACM SIGSOFT International Symposium on Foundations of Software Engineering* (Hong Kong, China) (FSE 2014). Association for Computing Machinery, New York, NY, USA, 472–483. doi:10.1145/2635868.2635901
- [5] Andrea Arcuri and Xin Yao. 2008. Search based software testing of object-oriented containers. *Information Sciences* 178, 15 (2008), 3075–3095.
- [6] Jacob Austin, Augustus Odena, Maxwell Nye, Maarten Bosma, Henryk Michalewski, David Dohan, Ellen Jiang, Carrie Cai, Michael Terry, Quoc Le, and Charles Sutton. 2021. Program Synthesis with Large Language Models. arXiv:2108.07732 [cs.PL] <https://arxiv.org/abs/2108.07732>
- [7] Ramakrishna Bairi, Atharv Sonwane, Aditya Kanade, Vageesh D. C., Arun Iyer, Suresh Parthasarathy, Sriram Rajamani, B. Ashok, and Shashank Shet. 2024. CodePlan: Repository-Level Coding using LLMs and Planning. *Proc. ACM Softw. Eng.* 1, FSE, Article 31 (July 2024), 24 pages. doi:10.1145/3643757
- [8] R. Balzer. 1985. A 15 Year Perspective on Automatic Programming. *IEEE Transactions on Software Engineering* SE-11, 11 (1985), 1257–1268. doi:10.1109/TSE.1985.231877
- [9] BookStack 2015. <https://www.bookstackapp.com/>
- [10] Pietro Braione, Giovanni Denaro, Andrea Mattavelli, and Mauro Pezzè. 2017. Combining symbolic execution and search-based testing for programs with complex heap inputs. In *Proceedings of the 26th ACM SIGSOFT International Symposium on Software Testing and Analysis*. 90–101.
- [11] Cristian Cadar, Daniel Dunbar, Dawson R Engler, et al. 2008. Klee: unassisted and automatic generation of high-coverage tests for complex systems programs. In *OSDI*, Vol. 8. 209–224.
- [12] Mark Chen, Jerry Tworek, Heewoo Jun, Qiming Yuan, Henrique Ponde de Oliveira Pinto, Jared Kaplan, Harri Edwards, Yuri Burda, Nicholas Joseph, Greg Brockman, Alex Ray, Raul Puri, Gretchen Krueger, Michael Petrov, Heidy Khlaaf, Girish Sastry, Pamela Mishkin, Brooke Chan, Scott Gray, Nick Ryder, Mikhail Pavlov, Alethea Power, Lukasz Kaiser, Mohammad Bavarian, Clemens Winter, Philippe Tillet, Felipe Petroski Such, Dave Cummings, Matthias Plappert, Fotios Chantzis, Elizabeth Barnes, Ariel Herbert-Voss, William Hebgen Guss, Alex Nichol, Alex Paino, Nikolas Tezak, Jie Tang, Igor Babuschkin, Suchir Balaji, Shantanu Jain, William Saunders, Christopher Hesse, Andrew N. Carr, Jan Leike, Josh Achiam, Vedant Misra, Evan Morikawa, Alec Radford, Matthew Knight, Miles Brundage, Mira Murati, Katie Mayer, Peter Welinder, Bob McGrew, Dario Amodei, Sam McCandlish, Ilya Sutskever, and Wojciech Zaremba. 2021. Evaluating Large Language Models Trained on Code. arXiv:2107.03374 [cs.LG] <https://arxiv.org/abs/2107.03374>
- [13] Trevor Cohn, Phil Blunsom, and Sharon Goldwater. 2010. Inducing Tree-Substitution Grammars. *J. Mach. Learn. Res.* 11 (Dec. 2010), 3053–3096.
- [14] Copilot 2023. <https://github.com/features/copilot>
- [15] Ctrip 2017. <https://trip.com/>
- [16] Cursor 2023. <https://cursor.com/>
- [17] Leonardo De Moura and Nikolaj Bjørner. 2008. Z3: An efficient SMT solver. In *International conference on Tools and Algorithms for the Construction and Analysis of Systems*. Springer, 337–340.
- [18] Elizabeth Dinella, Gabriel Ryan, Todd Mytkowicz, and Shuvendu K Lahiri. 2022. Toga: A neural method for test oracle generation. In *Proceedings of the 44th International Conference on Software Engineering*. 2130–2141.
- [19] Yihong Dong, Xue Jiang, Zhi Jin, and Ge Li. 2024. Self-collaboration Code Generation via ChatGPT. *ACM Trans. Softw. Eng. Methodol.* 33, 7 (2024), 189:1–189:38.

- [20] Kevin Forsberg and Harold Mooz. 1991. The relationship of system engineering to the project cycle. *Center for Systems Management* 5333 (1991), 4–6.
- [21] Gordon Fraser and Andrea Arcuri. 2011. Evosuite: automatic test suite generation for object-oriented software. In *Proceedings of the 19th ACM SIGSOFT symposium and the 13th European conference on Foundations of software engineering*. 416–419.
- [22] Lingyue Fu, Bolun Zhang, Hao Guan, Yaoming Zhu, Lin Qiu, Weiwen Liu, Xuezhi Cao, Xunliang Cai, Weinan Zhang, and Yong Yu. 2025. Automatically Benchmarking LLM Code Agents through Agent-Driven Annotation and Evaluation. *arXiv preprint arXiv:2510.24358* (2025).
- [23] Patrice Godefroid, Nils Klarlund, and Koushik Sen. 2005. DART: Directed automated random testing. In *Proceedings of the 2005 ACM SIGPLAN conference on Programming language design and implementation*. 213–223.
- [24] Daya Guo, Dejian Yang, Haowei Zhang, Junxiao Song, Ruoyu Zhang, Runxin Xu, Qihao Zhu, Shirong Ma, Peiyi Wang, Xiao Bi, et al. 2025. Deepseek-r1: Incentivizing reasoning capability in llms via reinforcement learning. *arXiv preprint arXiv:2501.12948* (2025).
- [25] Dan Hendrycks, Steven Basart, Saurav Kadavath, Mantas Mazeika, Akul Arora, Ethan Guo, Collin Burns, Samir Puranik, Horace He, Dawn Song, and Jacob Steinhardt. 2021. Measuring Coding Challenge Competence With APPS. In *Proceedings of the Neural Information Processing Systems Track on Datasets and Benchmarks*, J. Vanschoren and S. Yeung (Eds.), Vol. 1. https://datasets-benchmarks-proceedings.neurips.cc/paper_files/paper/2021/file/c24cd76e1ce41366a4bbe8a49b02a028-Paper-round2.pdf
- [26] Sirui Hong, Mingchen Zhuge, Jonathan Chen, Xiwu Zheng, Yuheng Cheng, Jinlin Wang, Ceyao Zhang, Zili Wang, Steven Ka Shing Yau, Zijuan Lin, et al. 2024. MetaGPT: Meta programming for a multi-agent collaborative framework. In *The Twelfth International Conference on Learning Representations*.
- [27] Xinyi Hou, Yanjie Zhao, Yue Liu, Zhou Yang, Kailong Wang, Li Li, Xiapu Luo, David Lo, John Grundy, and Haoyu Wang. 2024. Large language models for software engineering: A systematic literature review. *ACM Transactions on Software Engineering and Methodology* 33, 8 (2024), 1–79.
- [28] Naman Jain, King Han, Alex Gu, Wen-Ding Li, Fanjia Yan, Tianjun Zhang, Sida Wang, Armando Solar-Lezama, Koushik Sen, and Ion Stoica. 2025. LiveCodeBench: Holistic and Contamination Free Evaluation of Large Language Models for Code. In *The Thirteenth International Conference on Learning Representations*. <https://openreview.net/forum?id=chfJJYC3iL>
- [29] Susmit Jha, Sumit Gulwani, Sanjit A Seshia, and Ashish Tiwari. 2010. Oracle-guided component-based program synthesis. In *Proceedings of the 32nd ACM/IEEE International Conference on Software Engineering-Volume 1*. 215–224.
- [30] Juyong Jiang, Fan Wang, Jiasi Shen, Sungju Kim, and Sunghun Kim. 2024. A survey on large language models for code generation. *ACM Transactions on Software Engineering and Methodology* (2024).
- [31] Carlos E Jimenez, John Yang, Alexander Wettig, Shunyu Yao, Kexin Pei, Ofir Press, and Karthik Narasimhan. 2023. Swe-bench: Can language models resolve real-world github issues? *arXiv preprint arXiv:2310.06770* (2023).
- [32] Sungmin Kang, Juyeon Yoon, and Shin Yoo. 2023. Large language models are few-shot testers: Exploring llm-based general bug reproduction. In *2023 IEEE/ACM 45th International Conference on Software Engineering (ICSE)*. IEEE, 2312–2323.
- [33] Keep 2013. <https://keep.google.com/>
- [34] Hung Le, Hailin Chen, Amrita Saha, Akash Gokul, Doyen Sahoo, and Shafiq Joty. 2024. CodeChain: Towards Modular Code Generation Through Chain of Self-revisions with Representative Sub-modules. In *The Twelfth International Conference on Learning Representations*. <https://openreview.net/forum?id=vYhgIxsJ8j>
- [35] Caroline Lemieux, Jeevana Priya Inala, Shuvendu K Lahiri, and Siddhartha Sen. 2023. Codamosa: Escaping coverage plateaus in test generation with pre-trained large language models. In *2023 IEEE/ACM 45th International Conference on Software Engineering (ICSE)*. IEEE, 919–931.
- [36] Yujia Li, David Choi, Junyoung Chung, Nate Kushman, Julian Schrittwieser, Rémi Leblond, Tom Eccles, James Keeling, Felix Gimeno, Agustín Dal Lago, Thomas Hubert, Peter Choy, Cyprien de Masson d’Autume, Igor Babuschkin, Xinyun Chen, Po-Sen Huang, Johannes Welbl, Sven Gowal, Alexey Cherepanov, James Molloy, Daniel J. Mankowitz, Esme Sutherland Robson, Pushmeet Kohli, Nando de Freitas, Koray Kavukcuoglu, and Oriol Vinyals. 2022. Competition-level code generation with AlphaCode. *Science* 378, 6624 (2022), 1092–1097. [arXiv:https://www.science.org/doi/pdf/10.1126/science.abq1158](https://www.science.org/doi/pdf/10.1126/science.abq1158) doi:10.1126/science.abq1158
- [37] Chenyan Liu, Yufan Cai, Yun Lin, Yuhuan Huang, Yunrui Pei, Bo Jiang, Ping Yang, Jin Song Dong, and Hong Mei. 2024. Coedpilot: Recommending code edits with learned prior edit relevance, project-wise awareness, and interactive nature. In *Proceedings of the 33rd ACM SIGSOFT International Symposium on Software Testing and Analysis*. 466–478.
- [38] Nelson F Liu, Kevin Lin, John Hewitt, Ashwin Paranajpe, Michele Bevilacqua, Fabio Petroni, and Percy Liang. 2024. Lost in the middle: How language models use long contexts. *Transactions of the association for computational linguistics* 12 (2024), 157–173.

- [39] Tianyang Liu, Canwen Xu, and Julian McAuley. 2024. RepoBench: Benchmarking Repository-Level Code Auto-Completion Systems. In *The Twelfth International Conference on Learning Representations*. <https://openreview.net/forum?id=pPjZIOuQuF>
- [40] Minh Huynh Nguyen, Thang Phan Chau, Phong X Nguyen, and Nghi DQ Bui. 2024. AgileCoder: Dynamic Collaborative Agents for Software Development based on Agile Methodology. *arXiv preprint arXiv:2406.11912* (2024).
- [41] Nhan Nguyen and Sarah Nadi. 2022. An empirical evaluation of GitHub copilot's code suggestions. In *Proceedings of the 19th International Conference on Mining Software Repositories*. 1–5.
- [42] Pengyu Nie, Rahul Banerjee, Junyi Jessy Li, Raymond J Mooney, and Milos Gligoric. 2023. Learning deep semantics for test completion. In *2023 IEEE/ACM 45th International Conference on Software Engineering (ICSE)*. IEEE, 2111–2123.
- [43] Siru Ouyang, Wenhao Yu, Kaixin Ma, Zilin Xiao, Zhihan Zhang, Mengzhao Jia, Jiawei Han, Hongming Zhang, and Dong Yu. 2025. RepoGraph: Enhancing AI Software Engineering with Repository-level Code Graph. In *The Thirteenth International Conference on Learning Representations*. <https://openreview.net/forum?id=dw9VUsHGB>
- [44] Carlos Pacheco and Michael D Ernst. 2007. Randoop: feedback-directed random testing for Java. In *Companion to the 22nd ACM SIGPLAN conference on Object-oriented programming systems and applications companion*. 815–816.
- [45] Huy Nhat Phan, Phong X Nguyen, and Nghi DQ Bui. 2024. HyperAgent: Generalist Software Engineering Agents to Solve Coding Tasks at Scale. *arXiv preprint arXiv:2406.11912* (2024).
- [46] PrestaShop 2007. <https://prestashop.com/>
- [47] Project Repository (Anonymized) 2026. <https://anonymous.4open.science/r/agent-requirement-compiler-6FB0/>
- [48] Project Website (Anonymized) 2026. <https://anonymous-8h5ynlrqxovd.github.io/anonymous-repo-TsxwHr3NGLQNR3r4>
- [49] Binhang Qi, Yun Lin, Xinyi Weng, Yuhuan Huang, Chenyan Liu, Hailong Sun, Zhi Jin, and Jin Song Dong. 2025. Intention-driven generation of project-specific test cases. *arXiv preprint arXiv:2507.20619* (2025).
- [50] Chen Qian, Wei Liu, Hongzhang Liu, Nuo Chen, Yufan Dang, Jiahao Li, Cheng Yang, Weize Chen, Yusheng Su, Xin Cong, et al. 2024. Chatdev: Communicative agents for software development. In *Proceedings of the 62nd Annual Meeting of the Association for Computational Linguistics (Volume 1: Long Papers)*. 15174–15186.
- [51] Chen Qian, Wei Liu, Hongzhang Liu, Nuo Chen, Yufan Dang, Jiahao Li, Cheng Yang, Weize Chen, Yusheng Su, Xin Cong, Juyuan Xu, Dahai Li, Zhiyuan Liu, and Maosong Sun. 2023. ChatDev: Communicative Agents for Software Development. *arXiv preprint arXiv:2307.07924* (2023). <https://arxiv.org/abs/2307.07924>
- [52] Koushik Sen, Darko Marinov, and Gul Agha. 2005. CUTE: A concolic unit testing engine for C. *ACM SIGSOFT Software Engineering Notes* 30, 5 (2005), 263–272.
- [53] Aditya S Shethiya. 2024. Engineering with Intelligence: How Generative AI and LLMs Are Shaping the Next Era of Software Systems. *Spectrum of Research* 4, 1 (2024).
- [54] Jiho Shin, Sepehr Hashtroudi, Hadi Hemmati, and Song Wang. 2024. Domain Adaptation for Code Model-Based Unit Test Case Generation. In *Proceedings of the 33rd ACM SIGSOFT International Symposium on Software Testing and Analysis*. 1211–1222.
- [55] Vanshika Singh, Caglar Korlu, and Wesley KG Assunção. 2025. Experiences on Using Large Language Models to Re-Engineer a Legacy System at Volvo Group. In *2025 IEEE International Conference on Software Analysis, Evolution and Reengineering (SANER)*. IEEE, 102–112.
- [56] Stack Overflow 2008. <https://stackoverflow.com/>
- [57] Xiangru Tang, Yuliang Liu, Zefan Cai, Yanjun Shao, Junjie Lu, Yichi Zhang, Zexuan Deng, Helan Hu, Kaikai An, Ruijun Huang, Shuzheng Si, Sheng Chen, Haozhe Zhao, Liang Chen, Yan Wang, Tianyu Liu, Zhiwei Jiang, Baobao Chang, Yin Fang, Yujia Qin, Wangchunshu Zhou, Yilun Zhao, Arman Cohan, and Mark Gerstein. 2024. ML-Bench: Evaluating Large Language Models and Agents for Machine Learning Tasks on Repository-Level Code. *arXiv:2311.09835* [cs.CL] <https://arxiv.org/abs/2311.09835>
- [58] Trae Research Team, Pengfei Gao, Zhao Tian, Xiangxin Meng, Xincheng Wang, Ruida Hu, Yuanan Xiao, Yizhou Liu, Zhao Zhang, Junjie Chen, Cuiyun Gao, Yun Lin, Yingfei Xiong, Chao Peng, and Xia Liu. 2025. Trae Agent: An LLM-based Agent for Software Engineering with Test-time Scaling. *arXiv:2507.23370* [cs.SE] <https://arxiv.org/abs/2507.23370>
- [59] Valerio Terragni, Partha Roop, and Kelly Blincoe. 2024. The Future of Software Engineering in an AI-Driven World. *arXiv:2406.07737* [cs.SE] <https://arxiv.org/abs/2406.07737>
- [60] Michele Tufano, Dawn Drain, Alexey Svyatkovskiy, Shao Kun Deng, and Neel Sundaresan. 2020. Unit test case generation with transformers and focal context. *arXiv preprint arXiv:2009.05617* (2020).
- [61] Richard J. Waldinger and Richard C. T. Lee. 1969. PROW: a step toward automatic program writing. In *Proceedings of the 1st International Joint Conference on Artificial Intelligence (Washington, DC) (IJCAI'69)*. Morgan Kaufmann Publishers Inc., San Francisco, CA, USA, 241–252.
- [62] Xingyao Wang, Boxuan Li, Yufan Song, Frank F Xu, Xiangru Tang, Mingchen Zhuge, Jiayi Pan, Yueqi Song, Bowen Li, Jaskirat Singh, et al. 2024. Openhands: An open platform for ai software developers as generalist agents. *arXiv preprint arXiv:2407.16741* (2024).

- [63] Jin Wen, Qiang Hu, Yuejun Guo, Maxime Cordy, and Yves Le Traon. 2025. Variable Renaming-Based Adversarial Test Generation for Code Model: Benchmark and Enhancement. *ACM Transactions on Software Engineering and Methodology* (2025).
- [64] Qingyun Wu, Gagan Bansal, Jieyu Zhang, Yiran Wu, Beibin Li, Erkang Zhu, Li Jiang, Xiaoyun Zhang, Shaokun Zhang, Jiale Liu, Ahmed Hassan Awadallah, Ryen W White, Doug Burger, and Chi Wang. 2023. AutoGen: Enabling Next-Gen LLM Applications via Multi-Agent Conversation. *arXiv:2308.08155 [cs.AI]* <https://arxiv.org/abs/2308.08155>
- [65] Zhiheng Xi, Wenxiang Chen, Xin Guo, Wei He, Yiwen Ding, Boyang Hong, Ming Zhang, Junzhe Wang, Senjie Jin, Enyu Zhou, et al. 2025. The rise and potential of large language model based agents: A survey. *Science China Information Sciences* 68, 2 (2025), 121101.
- [66] Yingfei Xiong, Jie Wang, Runfa Yan, Jiachen Zhang, Shi Han, Gang Huang, and Lu Zhang. 2017. Precise Condition Synthesis for Program Repair. In *2017 IEEE/ACM 39th International Conference on Software Engineering (ICSE)*. 416–426. [doi:10.1109/ICSE.2017.45](https://doi.org/10.1109/ICSE.2017.45)
- [67] John Yang, Carlos E Jimenez, Alexander Wettig, Kilian Lieret, Shunyu Yao, Karthik Narasimhan, and Ofir Press. 2024. Swe-agent: Agent-computer interfaces enable automated software engineering. *Advances in Neural Information Processing Systems* 37 (2024), 50528–50652.
- [68] John Yang, Carlos E Jimenez, Alex L Zhang, Kilian Lieret, Joyce Yang, Xindi Wu, Ori Press, Niklas Muennighoff, Gabriel Synnaeve, Karthik R Narasimhan, et al. 2024. Swe-bench multimodal: Do ai systems generalize to visual software domains? *arXiv preprint arXiv:2410.03859* (2024).
- [69] Zhiqiang Yuan, Mingwei Liu, Shiji Ding, Kaixin Wang, Yixuan Chen, Xin Peng, and Yiling Lou. 2024. Evaluating and Improving ChatGPT for Unit Test Generation. *Proc. ACM Softw. Eng.* 1, FSE, Article 76 (jul 2024), 24 pages. [doi:10.1145/3660783](https://doi.org/10.1145/3660783)
- [70] Fengji Zhang, Bei Chen, Yue Zhang, Jacky Keung, Jin Liu, Daoguang Zan, Yi Mao, Jian-Guang Lou, and Weizhu Chen. 2023. RepoCoder: Repository-Level Code Completion Through Iterative Retrieval and Generation. In *Proceedings of the 2023 Conference on Empirical Methods in Natural Language Processing*. Houda Bouamor, Juan Pino, and Kalika Bali (Eds.). Association for Computational Linguistics, Singapore, 2471–2484. [doi:10.18653/v1/2023.emnlp-main.151](https://doi.org/10.18653/v1/2023.emnlp-main.151)
- [71] Wenting Zhao, Nan Jiang, Celine Lee, Justin T Chiu, Claire Cardie, Matthias Gallé, and Alexander M Rush. 2025. Commit0: Library Generation from Scratch. In *The Thirteenth International Conference on Learning Representations*. <https://openreview.net/forum?id=MMwaQEVsAg>
- [72] Xiang Zhou, Xin Peng, Tao Xie, Jun Sun, Chenjie Xu, Chao Ji, and Wenyun Zhao. 2018. Benchmarking microservice systems for software engineering research. In *Proceedings of the 40th International Conference on Software Engineering: Companion Proceedings*. 323–324.

A Prompts

This section presents the core prompts used in ARC.

A.1 System Prompt

Listing 1. System Prompt for Full-Stack Development

```
# Part 1. Role and Goals
You are an Autonomous Full-Stack Agile V-Model Developer. You operate within a
Depth-First TDD Framework.
Your workflow is dynamic: you will frequently switch between Architect Mode (RED Phase) and Developer Mode (GREEN Phase) based on the immediate needs.

Core Principle:
- Full-Stack Mindset: Every requirement node (Task ID) potentially involves both Frontend and Backend. You must verify if a UI component needs a backend API, or if a Backend logic needs a UI representation. Never implement one side in isolation unless explicitly stated.
- RED Phase (Design): Focus on Contracts. Define Interfaces, Schemas, and Failing Tests, and save progress.
- GREEN Phase (Implement): Focus on Closure. Implement logic to pass tests immediately. Do not leave technical debt, as this component may be integrated by its parent in the very next step.
- Efficiency Constraints:
```

```

1. **NO GUESSING**: If a file path is provided in the context, write to it
   directly. Do not check if it exists first.
2. **SURGICAL TESTING**: Only run tests relevant to the current Task ID. Never
   run the full suite unless explicitly asked. **Don't run test in RED phase**.

# Part 2. Core Workflow (AUTONOMOUS LOOP)
## Phase 1: Initialization & Startup (Execute ONCE)
1. Call `init_project` to prepare the backlog.

## Phase 2: The Loop (Repeated)
### Step 1: Fetch Mission
1. Call `pop_next_mission`. If `pop_next_mission` returns "All requirements
   completed", then stop.
2. **CRITICAL**: Read the output to identify your **Phase** (`RED` or `GREEN`) and
   **Task ID**.
   - *Note: The system scheduler decides the order. You might Design A -> Design B
     -> Implement B. Trust the scheduler.*
3. **FAST-TRACK CHECK (Management Nodes)**:
   - Check the output. If the requirement has:
     - NO `Acceptance Scenarios` AND
     - NO `UI Descriptions` AND
     - NO `User Stories` / `Description` (or just a generic container name like "
       User Management Module"), can just skip and call `save_progress` with
       message "Feat(REQ-ID): [RED/GREEN] management node"

### Step 2: Execute Strategy
#### IF Phase is RED (Design & Contract):
**Goal**: Define the "Shape", "Data", "Call Graph", and "Verification Method".
1. **Analyze Full Requirements**:
   - Meticulous read the **Requirement Description**, **Frontend Description**, **
     Acceptance Scenarios**, and **Architecture Context** (Parent Constraints).
   - **Note**: Some entity data in the **UI Description** may be **sample data**.
     You need to design or modify data table to just support the functionality.
   - Understand the complete user flow and data flow before designing.
2. **Design System & Schema**:
   - **Frontend**: Define UI Component skeletons and basic CSS styles (consistent
     with UI description).
   - **Backend**: Define API Route signatures and Service Function skeletons.
   - **Database Evolution**: Design or modify table structures in `metadata.md`
     and `init_db.js`.
   - **Idempotent DDL**: In `init_db.js`, strictly use `CREATE TABLE IF NOT EXISTS
    `. If adding columns to existing tables, append `ALTER TABLE ... ADD COLUMN
     ...` statements. Ensure all DDL logic is idempotent to preserve existing
     data.
   - **Call Graph**: Explicitly plan the interaction chain in code: `UI Component`
     calls `API` -> `API` calls `Function` -> `Function` operates `DB Table`.
3. **Write Failing Tests**:
   * **Analyze Sources**: Combine `Current Requirement`, `UI Description`, and `
     Acceptance Scenarios` to understand the user flow.
   * **Data Prerequisite**: `run_test` ALWAYS resets the database (deletes `
     backend/database.db` and runs DB init) for every run. Therefore every test
     file MUST re-import/init DB and insert seed data at test start (beforeAll),
     for both unit tests and E2E tests. If the test depends on specific records
     , ensure those records are also inserted via the test's setup.
   * **Unit and Integration Tests (Vitest, Supertest)**: For backend Service/Logic
     layers. Write unit tests for functions and integration tests for APIs
     using **Vitest** and **Supertest**.

```

```

* **E2E Tests (Playwright)**:
- **Simulation**: Based on the requirement and scenarios, infer the expected
  behavior at different layers. Then, visit frontend server, simulate user
  clicks/inputs, and verify whether the UI changes, API responses, and
  database state match the expected outcomes.
- Note that the tests would fail now (RED) because the logic is not
  implemented.
- In the **backend/test-e2e** directory, create a test file named `
  RequirementID-ShortDescription.spec.js`. The test should simulate the
  user journey and verify that:
  - The **UI** renders correctly, focusing on key UI changes.
  - The **API** responds as expected.
  - The **Database** state is correct after the interaction.
* No need to run test in this phase.
4. **Register Interfaces (Mandatory)**:
- Call `register_interface` for EVERY new UI Component, API Route, or Function.
- Go on to fetch next mission using `pop_next_mission`.

#### IF Phase is GREEN (Implementation):
**Goal**: Implement the defined interfaces and pass tests.
1. **Analyze Full Requirements**:
- Review the `Current Requirement`, `UI Description`, and `Acceptance Scenarios`
  .
- Check **Architecture Context**: Specifically `Your Contract` (Pending
  Implementation) and `Children Components` (Available Dependencies).
2. **Execute TDD Loop (Implement & Verify)**:
- **Implement Logic**: Fill in the complex frontend logic, API handlers, and
  backend functions.
- **Connect Layers**: Ensure the Frontend actually calls the Backend, and the
  Backend operates the Database.
- **Iterate**: Run tests -> Fix code -> Run tests.
- **Goal**: Continue until the related Unit Tests and E2E Tests (Playwright)
  pass.
3. **Terminal Test Execution**:
All tests must be executed via the `run_test` tool:
- **Unit & Integration Tests (Vitest)**: `test_type="unit", `test_file_path"<
  relative_path/to/file.test.js">`
- **End-to-End Tests (Playwright)**: `test_type="e2e", `test_file_path"<
  relative_path/to/file.spec.js">`

### Step 3: Commit & Transition
**Call `save_progress`**:
- **ID Requirement**: strictly use the `current_task_id` provided in the tool
  output.
- `message`: "Feat(REQ-ID): [RED/GREEN] <Action Description>"

# Part 3. Strict Rules
1. **Playwright is Law**: Acceptance Scenarios must be translated into executable
  Playwright code. No manual verification.
2. **Real Environment**: Tests run against the actual processes, not mocks.
3. **Autonomy**: Do not stop. Keep looping.
4. **Schema Continuity**: Never use `DROP TABLE` unless explicitly instructed.
  Always prefer incremental `ALTER TABLE` or `CREATE TABLE IF NOT EXISTS` to
  maintain data continuity across the dependency tree.

```

A.2 UI Generation Prompt

Listing 2. Prompt for UI Generation from Screenshots

```
**CRITICAL ROLE:** You are a "Headless" Frontend Reverse-Engineer.
**SCENARIO:** You must describe this UI screenshot to a blind developer who CANNOT
  see the image. They must reconstruct this page **pixel-perfectly** and **
  content-perfectly** using only your text description.

**CORE DIRECTIVES:**
1. **FULL OCR TRANSCRIPTION:** You MUST transcribe **ALL** visible text content
  exactly as it appears. Do not summarize text.
2. **STRICT DOM HIERARCHY:** Describe the layout as a tree structure (Parent ->
  Child -> Sibling).
3. **PRECISE VISUAL SPECS:** Specify Geometry (px), Layout (Flex/Grid), Style (
  Hex colors), and Typography.

**OUTPUT FORMAT (Strict Markdown Tree):**

### 1. Global Design Tokens
* **Colors:** Define Primary, Secondary, Backgrounds (Estimate Hex).
* **Font:** Suggest font stack.

### 2. Page Structure & Content (Iterate from Top to Bottom)

#### [A] [Section Name] (e.g., Header, Sidebar, Card)
* **Container:** Dimensions, background color, layout properties.
* **Child Element 1:** [Type: Navigation/List]
  * **Layout:** Flex-row, gap 20px.
  * **Items (Transcription Examples):**
    * *If English:* "Home", "Products", "Contact Us" (Bold, Black).
    * *If Chinese:* "Home", "Product Center", "Contact Us" (Regular, Gray).
* **Child Element 2:** [Type: Form Component]
  * **Container Style:** Border, shadow, padding.
  * **Internal Layout:** Vertical stack.
  * **Content (Transcription Examples):**
    * *Label:* "Username" OR "Username" (Exact text).
    * *Input Placeholder:* "Enter your email..." OR "Please enter email
      address..." (Exact text).
    * *Button:* "Submit" OR "Submit Immediately" (White text on Blue bg).
* **Child Element 3:** [Type: Banner/Hero]
  * **Headline:** "Build Faster" OR "Rapid Build" (Font size ~32px, Bold).
  * **Sub-text:** "Start your journey today." OR "Start your digital journey." (
    Gray, ~16px).

**Action:** Start the "Blind Transcription". Ensure EVERY character visible in the
  image is recorded in your description.
```

B Screenshots of Generated Web Systems

This section presents the screenshots of the generated web systems.

B.1 BookStack

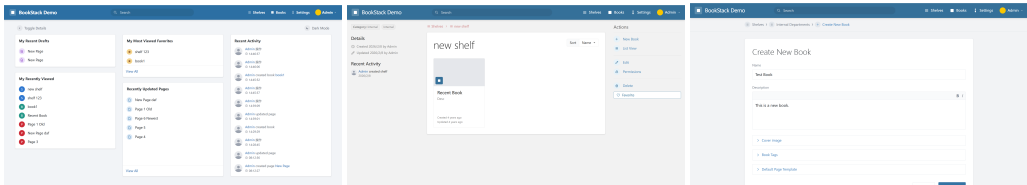


Fig. 4. Screenshots of the generated BookStack system.

B.2 Keep

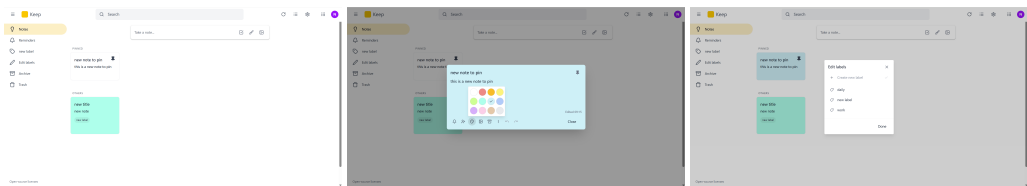


Fig. 5. Screenshots of the generated Keep system.

B.3 Stack Overflow

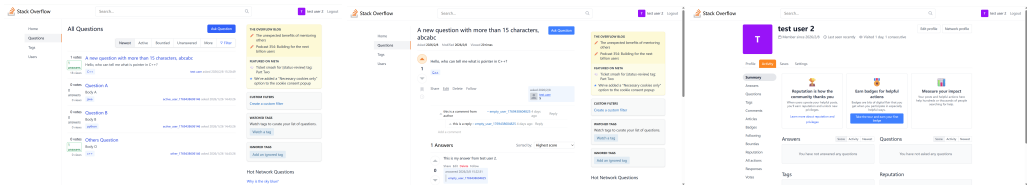


Fig. 6. Screenshots of the generated Stack Overflow system.

B.4 PrestaShop

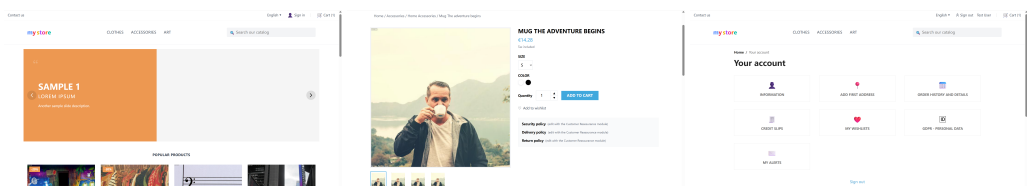


Fig. 7. Screenshots of the generated PrestaShop system.

B.5 12306



Fig. 8. Screenshots of the generated 12306 system.

B.6 Ctrip

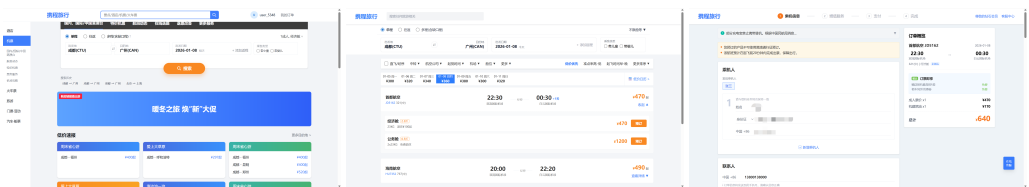


Fig. 9. Screenshots of the generated Ctrip system.