

# A Quasi-Experimental Evaluation of Coaching to Mitigate the Impostor Phenomenon in Early-Career Software Engineers

Paloma Guenes  
pguenes@inf.puc-rio.br  
Pontifical Catholic University of Rio  
de Janeiro  
Rio de Janeiro, Brasil  
University of Bari  
Bari, Italy

Joan Leite  
joan\_leite@hotmail.com  
Pontifical Catholic University of Rio  
de Janeiro  
Rio de Janeiro, Brasil

Rafael Tomaz  
rafaelstomaz@gmail.com  
Pontifical Catholic University of Rio  
de Janeiro  
Rio de Janeiro, Brasil

Allysson Alex Araújo  
allysson.araujo@ufca.edu.br  
Federal University of Cariri  
Juazeiro do Norte, Brasil

Jean Natividade  
jeannatividade@gmail.com  
Pontifical Catholic University of Rio  
de Janeiro  
Rio de Janeiro, Brasil

Maria Teresa Baldassarre  
mariateresa.baldassarre@uniba.it  
University of Bari  
Bari, Italy

Marcos Kalinowski  
kalinowski@inf.puc-rio.br  
Pontifical Catholic University of Rio  
de Janeiro  
Rio de Janeiro, Brasil

## Abstract

[Context] The Impostor Phenomenon (IP), the persistent belief of being a fraud despite evident competence, is common in Software Engineering (SE), where high expectations for expertise and innovation prevail. Although coaching and similar interventions are proposed to mitigate IP, empirical evidence in SE remains underexplored. [Objective] This study examines the impact of a structured group coaching intervention on reducing IP feelings among early-career software engineers. [Method] We conducted a quasi-experiment with 20 participants distributed across two project teams using a wait-list control design, complemented by non-participant observation. The treatment group received a three-session coaching intervention, while the control group received it after an observation phase. IP was assessed using the Clance Impostor Phenomenon Scale (CIPS), alongside evaluated measures of well-being (WHO-5), life satisfaction (SWLS), and affect (PANAS). [Results] The coaching resulted in modest reductions in CIPS scores, whereas the control group also improved during the observation phase, suggesting that contextual and temporal factors may have exerted stronger influence than the formal intervention. [Conclusion] These results suggest that coaching may support reflection and awareness related to IP, yet other contextual aspects of team collaboration and project work might also contribute to these changes. This study offers a novel empirical step toward understanding how structured IP interventions operate within SE environments.

## CCS Concepts

• **Applied computing** → **Psychology**; • **General and reference** → **Empirical studies**; • **Software and its engineering** → **Collaboration in software development**.

## Keywords

Impostor Phenomenon, Imposter Syndrome, Quasi-Experiment, Coaching

## 1 Introduction

The Impostor Phenomenon (IP) refers to a persistent self-perception of intellectual fraudulence despite clear evidence of competence [13]. Individuals experiencing IP tend to attribute their achievements to luck or external factors rather than ability, accompanied by a chronic fear of being exposed as a fraud. In Software Engineering (SE), such experiences are particularly salient [22]. The field's continuous technological change, peer evaluation, and high expectations for innovation create fertile ground for self-comparison and perceived inadequacy [31, 38].

Recent surveys report that more than half of SE professionals experience frequent or intense impostor feelings, often associated with reduced perceived productivity [22] and well-being [23]. Underrepresented groups (for instance women and minority professionals) report even higher prevalence and stronger correlations with poor well-being [23, 38]. Beyond transient self-doubt, chronic impostor feelings contribute to anxiety, depression and burnout [2, 6, 45, 49]. When psychological safety [17] is low, individuals often suppress questions or contributions, reinforcing the impostor feelings. Consequently, IP should be understood not merely as an individual trait but as a cooperative and contextual phenomenon embedded in the software engineering environment.



This work is licensed under a Creative Commons Attribution 4.0 International License.

Given the high prevalence and negative consequences of IP, there is a pressing need to identify practical and evidence-based mitigation strategies [42]. Among the approaches discussed in the broader psychological literature, professional coaching appears particularly relevant because it targets both the cognitive and affective mechanisms that sustain IP [30]. Indeed, evidence from other professional domains already suggests that coaching can reduce fear of negative evaluation and encourage more adaptive self-attributions [18, 53]. However, despite its potential in other fields, no prior research has experimentally evaluated coaching interventions for IP in SE.

Addressing this gap, our study empirically investigates whether a structured group-coaching program can mitigate IP feelings among early-career software engineers. This population is particularly vulnerable; impostor experiences are often heightened during the transition from education to professional practice [45], creating a considerable internal barrier to career development [35]. This is especially relevant in SE, where prior studies show that novice professionals report higher impostor scores and lower perceived productivity than their more experienced peers [31, 38].

To investigate this phenomenon under structured yet realistic conditions, we conducted a quasi-experiment with 20 early-career software engineers engaged in a technological innovation program that involved real-world clients and external funding. This approach enabled us to study the effects of a psychological intervention in a team-based environment while maintaining methodological consistency. Random assignment of individuals was not feasible (participants belonged to pre-existing project teams), therefore we applied a wait-list control design, ensuring that all participants received the coaching intervention while preserving comparability. The study took place in a university-affiliated innovation lab.

Impostor feelings are known to co-occur with broader psychological states (such as reduced well-being [23], emotional strain [2], and lower life satisfaction [26]), hence we complemented the measurement of IP with evaluated instruments that capture these related dimensions. This approach allowed us to explore whether changes in impostor scores were accompanied by changes in participants' affective experience and self-perceived well-being, offering a comprehensive overview of the intervention's effects and effectiveness. To assess these effects, we used the Clance Impostor Phenomenon Scale (CIPS) alongside instruments for well-being (WHO-5), life satisfaction (SWLS), and affect (PANAS). To complement the quantitative measures, we also employed non-participant observation [39] throughout the sessions, both to ensure fidelity to the coaching protocol and to obtain contextual nuances in group interactions and engagement.

Overall, our findings indicate that while the treatment group experienced a reduction in impostor feelings, the control group also exhibited a decrease during the observation period. This observation suggests that contextual and organizational factors (e.g. as team climate, peer validation, or project stage) may play a more dominant role than the formal intervention in reducing these feelings.

In summary, this paper offers the first empirical examinations of a coaching-based intervention aimed at mitigating impostor feelings in SE. This study also provides an account of how the intervention unfolded in a team environment and what was learned

from its application. Beyond reporting effects, we reflect on contextual factors (for example, team dynamics and feedback culture) that potentially influenced the outcomes.

## 2 Background and Related Work

### 2.1 The Impostor Phenomenon in Software Engineering

The Impostor Phenomenon, first identified by Clance and Imes [13], describes a pervasive internal experience of intellectual fraudulence despite clear evidence of competence. Individuals who experience IP find it difficult to accept success as legitimate, often attributing accomplishments to luck, timing, or a belief that others are overestimating that person's ability. Clance later conceptualized this pattern as an Impostor Cycle [12], wherein anxiety before a performance task leads to over-preparation or procrastination; subsequent success is discounted, reinforcing self-doubt and preventing the consolidation of a stable sense of competence. Over time, this loop undermines self-confidence, fuels perfectionism, and sustains a chronic fear of exposure.

Extensive research has linked IP to a range of negative outcomes, including anxiety, depression, burnout, and decreased well-being [9, 19, 50]. These effects are often mediated by low self-efficacy, maladaptive attributional styles, and heightened fear of negative evaluation [24], all of which distort how individuals interpret feedback and success. Beyond individual distress, IP impairs learning and collaboration by discouraging open communication and help-seeking, thereby constraining psychological safety within teams.

In the context SE, IP is characterized by distinctive features. The constant demand for expertise in rapidly evolving technologies makes SE a setting prone for comparison, often amplifying self-doubt and impostor feelings [31, 38]. Large-scale empirical studies already revealed that among more than 600 software professionals across 26 countries, over half reported frequent or intense impostor feelings [22]. Gender and racial disparities are pronounced, with higher prevalence among women and especially among Black women in technical roles [23]. These findings mirror broader organizational inequities, linking IP to inclusion and belonging. Moreover, IP tend to decline with experience but often resurface at transitional moments suggesting that impostorism is not a passing phase but a recurrent psychological challenge [45].

To quantify IP, the Clance Impostor Phenomenon Scale (CIPS) [11] remains the field's standard instrument[32], capturing the frequency of impostor thoughts and behaviors. However, IP rarely acts in isolation. It intertwines with emotional well-being, life satisfaction, and affective balance [34], dimensions essential to understanding how self-doubt manifests and evolves. Three evaluated scales are frequently used to examine these dimensions. The WHO-5 Well-Being Index [37] measures subjective vitality and positive mood, offering a concise snapshot of psychological well-being over recent weeks; low scores often accompany stress or depressive states. The Satisfaction With Life Scale (SWLS) [16] assesses the cognitive dimension of well-being, including how individuals evaluate their overall life circumstances relative to their aspirations. Finally, the Positive and Negative Affect Schedule (PANAS) [51] distinguishes between positive affect (enthusiasm, engagement) and negative affect (distress, guilt, irritability), providing a fine-grained view of

the affective tone. These instruments situate IP within the broader architecture of psychological functioning: CIPS captures cognitive self-doubt, WHO-5 reflects vitality, SWLS reveals life appraisal, and PANAS traces emotional balance.

Beyond cognition and affect, IP is deeply entangled with identity and belonging. In team-based professions like SE, success is not only individual but socially constructed through peer recognition and collective norms [25, 47]. When individuals perceive a mismatch between their self-concept and the community’s image of competence, IP can intensify. Studies of underrepresented professionals show that a lack of role models, stereotype threat, and limited access to affirming feedback potentialize impostor experiences [38].

## 2.2 Coaching as an Intervention

Coaching is a structured and dialogical process in which a trained professional facilitates reflection, learning, and personal growth through purposeful conversation [20]. Unlike mentoring or therapy, coaching does not rely on the transfer of expertise or clinical treatment; instead, it encourages self-awareness and self-regulation [40]. Drawing on cognitive-behavioral and humanistic traditions, coaching helps individuals confront self-limiting beliefs and strengthen confidence in their own abilities [4].

The principles that underlie coaching correspond closely to those implicated in the IP [53]. Through cognitive reframing, participants are guided to reinterpret success and failure in ways that reinforce internal attributions of competence [29, 36]. Coaching also promotes emotional regulation, equipping individuals to manage anxiety, perfectionistic tendencies, and fear of negative evaluation [27, 43]. When conducted in groups, it introduces a social dimension that allows participants to share experiences, identify recurring patterns of self-doubt, and collectively reframe their perceptions [33, 41]. These exchanges can normalize vulnerability and strengthen psychological safety, counteracting the isolation that often amplifies impostor feelings [42].

Empirical studies consistently indicate that coaching contributes to improved goal attainment, self-efficacy, and well-being [15, 48]. In this regard, interventions emphasizing structured reflection and feedback have been found to enhance internal locus of control and emotional stability, both inversely related to impostor tendencies [18, 44]. Within IP research, Zanchetta *et al.* [53] showed that a coaching program for young professionals significantly reduced impostor scores, primarily through a reduction in fear of negative evaluation and an increase in self-enhancing attributions. A subsequent review of 31 intervention studies reached similar conclusions, identifying group-based programs that combine cognitive reframing with supportive dialogue as among the most effective approaches for mitigating impostor experiences [42].

These converging findings suggest that coaching may be potentially suited to SE contexts, where performance visibility and rapid change on are intrinsic to professional practice. However, despite theoretical alignment and encouraging evidence from other fields, no experimental studies have yet examined whether coaching can mitigate impostor feelings in SE.

## 3 Experimental Design

To examine whether structured coaching can mitigate IP among early-career software engineers, we conducted a quasi-experiment following the recommendations by Wohlin *et al.* [52]. The intervention under scope, developed by a certified coach in collaboration with psychology researchers, aimed to assess the effects of group coaching on impostor feelings and related psychological outcomes. Participants completed validated instruments measuring the IP (CIPS), subjective well-being (WHO-5), life satisfaction (SWLS), and affective balance (PANAS) before, during, and after the intervention to monitor potential changes over time. In addition to these quantitative measures, the study incorporated non-participant observation [39] to document group dynamics, engagement, and adherence to the coaching protocol. Below, we clarify the main phases of our experiment process.

### 3.1 Goal Definition

Following the Goal–Question–Metric (GQM) goal definition template [7], the study objective was defined as follows: *Analyze a structured group-coaching intervention for the purpose of characterization with respect to its impact in reducing the Impostor Phenomenon (CIPS) levels and influencing related psychological indicators, well-being, life satisfaction, and affect (WHO-5, SWLS, PANAS), from the point of view of the researcher, in the context of a quasi-experiment involving early-career software engineers from two pre-existing project teams of an industry-academia collaboration within an university-affiliated lab.*

### 3.2 Context Selection

As outlined below, the experimental context was defined according to four classical design dimensions proposed by Wohlin *et al.* [52]:

- *Off-line vs. On-line:* The intervention was delivered through in-person group coaching sessions. To minimize potential reactivity and demand characteristics, the activity was presented to participants as part of their existing training program rather than as a standalone session. This integration allowed the sessions to unfold within a natural and familiar learning environment while preserving rigor over the session structure and delivery fidelity.
- *Students vs. Professionals:* Participants were late-stage undergraduate students enrolled in a technological innovation program. We selected this context specifically to capture the critical transition from education to professional practice. Prior research identifies this as a period when individuals are highly vulnerable to IP, as they face new performance expectations and identity shifts [45]. Our participants were not typical students; their role was that of early-career software engineers, requiring them to manage collaborative projects and engage with real-world industry clients. This provided an environment with a suitable setting to examine IP. Therefore, while findings may not generalize to experienced practitioners, they offer a precise window into how IP manifests and is mitigated at the onset of a software engineering career.
- *Real vs. Toy Problem:* The participants worked on industry-academia collaboration projects (with real-world clients

and funding) that required delivering concrete technological solutions to external partners, reproducing the pressures and expectations typical of professional practice. The intervention itself was a structured group-coaching program, co-designed with psychology researchers and delivered by a certified coach.

- *Specific vs. General:* The study was conducted within a single cohort of participants enrolled in a defined institutional program, resulting in a specific research context that allowed for consistency in conditions and procedures, though without full experimental control. While this scope limits the generalizability of the findings, it strengthens internal coherence and facilitates transparent analysis.

The sample consisted of 20 participants, organized into two project teams (P1 and P2) of ten members each. These teams were subdivided into two stable sub-groups of five (G1 and G2 for P1; G3 and G4 for P2) to facilitate group dynamics and ensure manageable coaching interactions. Both projects were developed in partnership with external organizations and required the delivery of functioning features to real clients, ensuring practical relevance. The teams operated under the same organizational structure and management framework, following agile principles and the full cycle of Scrum ceremonies.

- *Project 1 – Automation (P1):* relates to the automation of energy transmission diagram transcription and was technically more complex, requiring the development of an interpreter to convert DXF files into ASCII format. The system replaced a manual, labor-intensive process for the customer, demanding higher levels of algorithmic design and data manipulation.
- *Project 2 – Predictive Analytics (P2):* focused on building a predictive model for accident prevention in oil and gas operations. Using historical data, the team implemented a prototype to estimate risk probabilities, incorporating contextual factors such as weather and workload. Compared to P1, this task involved less technical complexity but equivalent collaboration and delivery expectations.

Both teams had comparable compositions in size, supervision, disciplinary background, and experience level, and they worked concurrently under the same lab conditions and deadlines. The asymmetry in project complexity was acknowledged during study design and monitored through observation, but both projects provided industry-connected tasks aligned with early professional practice. This parallel organization ensured a consistent context for implementing the quasi-experimental wait-list control design.

### 3.3 Hypothesis Formulation

Given the exploratory nature of this quasi-experiment and the limited sample size, our hypothesis was formulated to ground directional expectations rather than formal statistical tests:

- (H1) Participation in the group-coaching intervention will be associated with a reduction in the Impostor Phenomenon (CIPS) scores.
- (H2) The intervention will be associated with improved psychological well-being (WHO-5) and life satisfaction (SWLS),

an increase in positive affect, and a decrease in negative affect (both measured by PANAS).

The analysis focused on examining both the direction of score changes (whether participants' scores moved in the expected direction after the intervention) and their magnitude, that is, the extent of differences across time points. Following recommendations for small-sample and exploratory designs [14, 28, 52], we prioritized descriptive and effect-based interpretation over formal significance testing. This approach emphasizes estimation and trend identification rather than dichotomous inference, enabling a more nuanced understanding of potential intervention effects. The primary construct under investigation was the Impostor Phenomenon, measured using the CIPS, complemented by contextual insights from the WHO-5, SWLS, and PANAS scales.

### 3.4 Variables Selection

The independent variable in this quasi-experiment was the group-coaching intervention, a categorical factor with two levels: participation in the coaching sessions (treatment condition) and non-participation during the observation period (control condition). The primary dependent variable was the intensity of IP, measured using the CIPS, which produces a continuous score representing the frequency and strength of impostor feelings. Complementary dependent measures captured related psychological dimensions: subjective well-being (WHO-5), life satisfaction (SWLS), and affective balance (PANAS). These scales allowed for a multidimensional view of potential changes in participants' psychological states, enabling descriptive comparison of trends across time points rather than reliance on inferential statistics.

### 3.5 Selection of Subjects

Participants worked within pre-existing project teams; therefore, individual random assignment was not feasible without disrupting established workflows and team cohesion. Instead, we adopted a non-probability convenience sampling approach, selecting two comparable teams of early-career software engineers from the same university-affiliated innovation lab.

Subjects ( $N = 20$ ) were late-stage undergraduate students (ages 19–26) from a university laboratory with strong industry ties. Most ( $N = 15$ ) were enrolled in Computer Engineering or Science. While this was the first professional engagement for most, two participants (10%) had over three years of external software engineering experience. The cohort was ethnically composed of 19 white and one black participant. The laboratory simulates a corporate environment where participants function as an applied development team for external customers; its high fidelity is evidenced by participants receiving job offers from partner companies immediately upon project conclusion.

### 3.6 Choice of Design Type

We followed a one-factor and two-treatment quasi-experimental design [52], incorporating a wait-list control. The single factor under investigation was participation in the coaching intervention, with two treatment conditions: receiving coaching (experimental treatment) and not receiving coaching during the observation period (control). P1 served as the initial treatment group, receiving the

three-session coaching intervention first, while P2 functioned as the wait-list control group, completing the same sequence of measurements before later receiving the identical intervention. Blocking was applied at the project level to account for potential inter-team variability, such as task complexity or team culture, while the unit of analysis remained the individual participant. Although full randomization was not feasible, the order of intervention between teams was randomized to mitigate sequencing bias, and group sizes were equivalent. The same certified coach delivered all sessions using an identical protocol, and a trained observer (the first author) attended every session to verify intervention fidelity and record contextual observations. Data were collected at four time points (T0–T3), allowing examination of within-group and between-group trends across the intervention phases.

### 3.7 Instrumentation

This study combined a questionnaire using validated scales to measure constructs of interest, structured observation, and a theoretically grounded coaching protocol to capture both quantitative changes and qualitative dynamics across the four time points (T0–T3). The instrumentation was co-designed by the SE and Psychology research teams. The questionnaire was applied online via a Tally platform, ensuring consistent administration and data protection. Before participation, all subjects provided informed consent through an embedded form outlining the research goals, procedures, confidentiality assurances, and their right to withdraw at any time. The protocol received formal approval from the university's ethics board and adhered to ethical standards commonly adopted in empirical SE studies [46]. After consenting, participants completed a short demographic questionnaire to record age, academic background, and prior professional experience, enabling contextual interpretation of individual differences.

The psychometric core of the instrument comprised four evaluated scales capturing complementary psychological constructs. The Clance Impostor Phenomenon Scale (CIPS) served as the primary measure of IP. It consists of 20 statements describing impostor-related thoughts and behaviors (e.g., "I'm afraid people important to me may find out that I'm not as capable as they think I am"), rated on a five-point Likert scale ranging from 1 ("Not at all true") to 5 ("Very true"). Total scores range from 20 to 100, where higher values indicate stronger impostor experiences. Following Clance's interpretive guidelines, scores  $\leq 40$  represent few impostor feelings, 41–60 moderate, 61–80 frequent, and  $> 80$  intense [12, 32]. CIPS was the main dependent variable for assessing direction and magnitude of change across measurement points.

To situate IP within broader psychological functioning, we included three additional scales capturing emotional well-being, cognitive satisfaction, and affective balance. The World Health Organization Five Well-Being Index (WHO-5) [37] assesses positive mood and vitality over previous two weeks using five short statements (e.g., "I have felt cheerful and in good spirits"). Each item is rated from 0 ("At no time") to 5 ("All of the time"), producing a raw score of 0–25 that is multiplied by four to yield a standardized score from 0 to 100. Higher values indicate greater well-being, while scores

below 50 suggest low psychological well-being and possible depressive symptoms. The WHO-5 is sensitive to short-term changes and has been widely validated as an index of emotional vitality.

The Satisfaction With Life Scale (SWLS) [16] was used to measure the cognitive dimension of subjective well-being. It includes five evaluative statements such as "In most ways my life is close to my ideal", rated on a seven-point scale from 1 ("Strongly disagree") to 7 ("Strongly agree"). Summed scores range from 5 to 35, with higher values representing greater satisfaction with life. Standard interpretive bands classify scores from 20–24 as neutral, 25–29 as slightly satisfied, and 30–35 as highly satisfied. The SWLS captures reflective life evaluations rather than transient affective states, thus complementing the other instruments.

The Positive and Negative Affect Schedule (PANAS) [51] assessed affective balance across two dimensions: positive affect (PA) and negative affect (NA). Participants rated twenty emotion words, ten positive (e.g., "Enthusiastic", "Inspired") and ten negative (e.g., "Distressed", "Upset"), indicating to what extent they experienced each during the past week, using a five-point scale from 1 ("Very slightly or not at all") to 5 ("Extremely"). The two subscales (PA and NA) are scored separately, each ranging from 10 to 50. Rather than computing a difference score, we analyzed PA and NA trajectories independently. PANAS captures short-term affective shifts that complement the longer-term indicators of WHO-5 and SWLS.

In addition to the quantitative instruments, the study incorporated non-participant observation to ensure intervention fidelity and to capture contextual nuances of group behavior during the coaching sessions. An observer attended each session without interacting with participants, following a structured checklist to verify adherence to the planned coaching content, time allocations, and facilitation sequence. Complementary field notes documented participant engagement, interpersonal dynamics, and moments of reflection. These observations were not analyzed quantitatively but served two methodological purposes: confirming that both project teams received the intervention consistently and enriching the interpretation of quantitative trends, particularly when changes emerged in the absence of formal treatment.

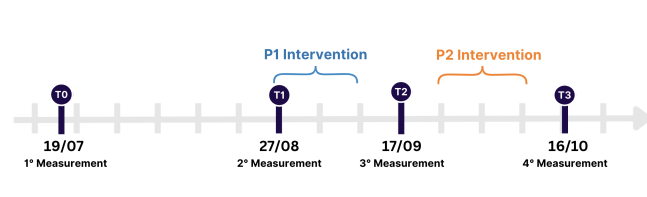
A last and essential component of the instrumentation was the intervention protocol itself, which served as a standardized treatment instrument. The protocol was designed by the Psychology research team, including a certified coach, drawing upon a recent evidence-based synthesis of the IP psychological antecedents [24]. Its structure was grounded in cognitive-behavioral and humanistic theories, focusing on five constructs known to support impostor feelings: self-esteem, self-efficacy, internal locus of control, emotional stability, and attributional style. The coaching was planned into a structured series of three two-hour group coaching sessions, to be conducted weekly for a total exposure of six hours per participant. Each session emphasized one or more of the five theoretical constructs supporting the intervention and operationalized through reflective dialogue, guided exercises, and peer feedback. Session 1 focused on recognizing impostor patterns and strengthening self-awareness; Session 2 emphasized cognitive reframing and the development of self-efficacy and internal control; and Session 3 addressed emotional regulation and adaptive attributional styles, encouraging participants to integrate insights into their professional practice. Between sessions, participants completed brief

reflection tasks designed to reinforce learning and promote behavioral experimentation.

### 3.8 Data Collection and Operation

Prior to data collection, participants were informed that they would take part in a structured professional development program as part of their innovation training curriculum, without explicit mention IP to avoid priming effects. Participants knew all data would be analyzed anonymously. The coach and research team jointly conducted a procedural alignment meeting to standardize delivery and clarify timing, instrumentation, and observer responsibilities.

As can be seen in Figure 1, at T0 (baseline), around five weeks before the first intervention phase, all participants (P1 and P2) completed the full battery of instruments to establish baseline scores. This pre-intervention period (T0 to T1) was intended to ensure responses were stable before the intervention began. At T1, immediately before the first coaching session, participants from both projects again completed the same measures to assess any natural fluctuations prior to treatment. The first intervention phase then occurred over three consecutive weeks, during which the treatment group (P1) received the coaching sessions while the control group (P2) continued its regular project work. At T2 (post-intervention for P1/pre-intervention for P2), both teams completed the questionnaires simultaneously: P1's data served as its post-treatment measure, while P2's responses constituted its pre-treatment baseline. Finally, at T3 (post-intervention for P2), the second intervention phase concluded with the same set of questionnaires administered to both groups, yielding a post-treatment measure for P2 and an extended follow-up point for P1.



**Figure 1: Timeline of measurements and intervention phases. T0 and T1 establish the pre-intervention baseline; T2 and T3 represent post-intervention measures for P1 and P2, respectively.**

The certified coach delivered all three planned coaching sessions following an identical sequence, structure, and set of materials across both project teams. A staggered schedule was implemented to maintain parity and minimize contamination: during the first intervention phase (T1–T2), the two subgroups of P1 (G1 and G2) received their sessions on consecutive days with identical content and facilitation. The same pattern was mirrored for P2 (G3 and G4) during its later intervention phase (T2–T3).

During each session, a trained observer attended silently, completing a structured checklist to verify adherence to the protocol, timing, and sequence of activities. Any deviations from the planned procedure were immediately documented and discussed post-session to maintain consistency across groups. Observational

notes were recorded digitally using a standardized template, capturing participant engagement, interaction quality, and contextual factors that could influence results.

Across all four measurement points, all participants completed the instruments, resulting in a full longitudinal dataset. Data integrity was continuously monitored by the SE research team to verify identifier consistency, response completeness, and timestamp accuracy. All materials used during operation (including the survey, coaching guides, anonymized dataset, consent form, and analysis scripts) are openly available in our repository [21].

### 3.9 Analysis Procedures

Our analysis procedure consisted of three sequential stages: data preparation and validation, primary analysis of the main construct (CIPS), and secondary and integrative analyses incorporating the complementary scales and observational data. The procedure aimed to assess the direction and magnitude of change across measurement points while maintaining analytical transparency and coherence with the quasi-experimental design.

All questionnaire responses were checked for completeness, participant identification consistency, and chronological alignment across the four measurement points (T0–T3). No attrition occurred, and all participants completed the full set of instruments at each stage. Scores were computed following each instrument's official manual (CIPS, WHO-5, SWLS, PANAS). Internal consistency was verified using Cronbach's  $\alpha$ , which indicated acceptable reliability across all scales ( $\alpha \geq .78$ ). The results indicated good reliability for the PANAS Positive ( $\alpha=0.85$ ) and PANAS Negative ( $\alpha=0.88$ ) sub-scales. The Satisfaction with Life Scale (SWLS) also demonstrated acceptable reliability ( $\alpha=0.73$ ), exceeding the standard 0.70 threshold. The WHO-5 well-being scale showed lower internal consistency ( $\alpha=0.62$ ); however, this value is often considered marginally acceptable for short (five-item) scales, suggesting that the instruments, overall, possess sufficient reliability for the present analysis.

To verify construct coherence, we calculated pairwise correlations among all scales at baseline, expecting negative relationships between CIPS and well-being measures (WHO-5, SWLS, PANAS-Positive) and positive correlations with distress (PANAS-Negative), consistent with prior evidence. This step confirmed the internal validity of the dataset before formal hypothesis testing.

The first analytical layer focused on evaluating whether the group coaching intervention produced measurable changes in impostor feelings, as assessed by the CIPS. Descriptive analyses (medians, interquartile ranges, and boxplots) were generated for each group (P1, P2) and each time point (T0–T3), allowing for visual inspection of distributional shifts and within-subject trajectories. The inferential comparison targeted the critical post-intervention point (T2), when P1 had completed coaching and P2 had not. Because of the small sample size ( $N=20$ ) and non-normal data distribution, the Mann-Whitney U test was used to compare groups ( $\alpha = .05$ ). To assess practical relevance beyond statistical significance, effect sizes (Rosenthal's  $r$ ) and 95% confidence intervals were computed. Within-group pre/post changes were also examined using Wilcoxon signed-rank tests (P1: T1→T2; P2: T2→T3) to evaluate



the consistency of intervention effects. All analyses followed recommendations for quasi-experimental studies with low statistical power, emphasizing both direction and magnitude of change.

A secondary layer of analysis examined whether shifts in impostor feelings corresponded with concurrent changes in well-being (WHO-5), life satisfaction (SWLS), and affect (PANAS Positive/Negative). These analyses were primarily descriptive and visual, using boxplots to examine whether trends in psychological well-being paralleled the changes in CIPS across time. In addition, correlation matrices were computed at baseline (T0) and at the final follow-up (T3) for the aggregated sample, providing a multidimensional view of how the constructs interacted over the course of the intervention. These correlations also served to evaluate the theoretical coherence of the data.

Finally, field notes from the non-participant observer were analyzed descriptively and organized chronologically to support data triangulation. Observation records were used to verify the fidelity of the intervention's delivery and to identify contextual or behavioral factors that might have influenced participant responses. This integrative step was intended to strengthen conclusion validity by interpreting quantitative trends in light of team dynamics and environmental conditions observed during the sessions.

## 4 Results

This section presents the results, covering the H1 analysis (CIPS), the H2 comparative findings (WHO-5, SWLS, PANAS), and key non-participant observer notes.

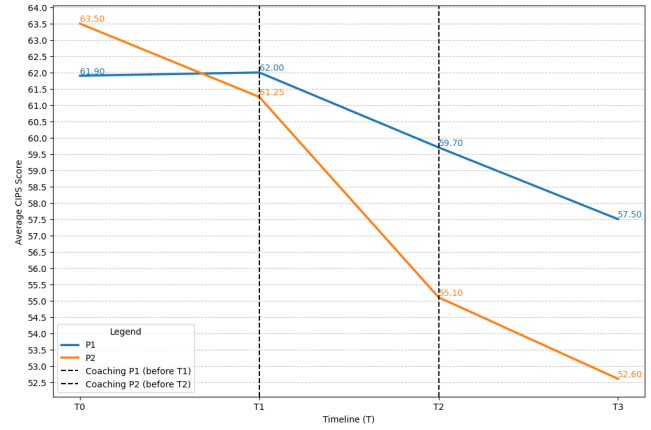
### 4.1 CIPS Results (H1)

Following the analysis procedures, we examined changes in IP using the CIPS across all four measurement points (T0–T3). Figure 2 presents the evolution of CIPS scores for the initial treatment group (P1) and the control group (P2). During the pre-intervention period (T0 → T1), both groups remained relatively stable: P1's average score was unchanged, while P2's average decreased slightly.

The first intervention phase (T1→T2) marked the critical comparison point. After receiving the coaching intervention, P1 exhibited a modest reduction in CIPS score, with its average score declining from 62.0 to 59.7 (–3.8%). This decrease shifted the group's average from the frequent IP range (61–80) to the upper boundary of the moderate IP range (41–60). However, during the same period, the control group (P2), which had not yet received any coaching, showed a sharper decline, from 61.25 to 55.10 (–10%). In the second phase (T2→T3), when P2 received the same coaching intervention, its average dropped by an additional 4.5%, while P1's scores dropped only 3.6%.

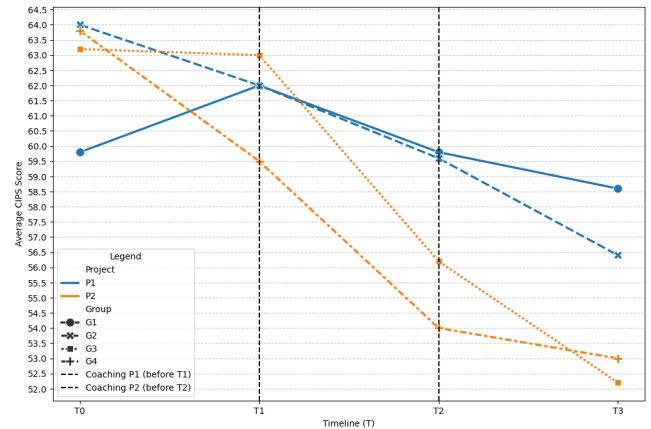
Moreover, a Mann-Whitney U test comparing both groups at T2 confirmed that these differences were not statistically significant ( $U = 43.5, p = .33$ ). The corresponding Rosenthal effect size ( $r = 0.10$ ) also indicated negligible practical magnitude. Thus, while small downward shifts in CIPS were observed, the coaching intervention did not yield a measurable differential effect between the treatment and control groups within this timeframe.

Figure 3 presents the CIPS trajectories for the four subgroups (G1–G4), illustrating internal consistency within each project. As described in our experiment operation, P1 comprised subgroups



**Figure 2: Evolution of Average CIPS Scores throughout the experiment. The dashed vertical lines indicate the start of the coaching intervention for P1 (at T1) and P2 (at T2).**

G1 and G2, while P2 comprised G3 and G4. During the first intervention phase (T1→T2), both treatment subgroups in P1 moved in close parallel: G1's average CIPS score declined from 62.0 to 59.8 (–3.5%), and G2's from 62.0 to 59.6 (–3.8%). The control project (P2) exhibited a similar internal coherence during its sharper decline in the same period, with G3 decreasing from 63.0 to 56.2 (–10.8%) and G4 from 59.5 to 54.0 (–9.2%). The parallel trends observed within both projects indicate that changes were systematic at the team level rather than driven by outlier behavior.



**Figure 3: Evolution of Average CIPS Scores by subgroups (G1–G4). This visualization confirms internal consistency within each project.**

### 4.2 Multidimensional Results (H2)

To contextualize the CIPS findings, we conducted a complementary analysis of the associated psychological constructs: subjective well-being (WHO-5), life satisfaction (SWLS), and affective balance (PANAS-Positive and PANAS-Negative). Figure 4 presents the distributions of all measures across the data collection points (T0–T3).

At baseline (T0), P2 exhibited substantially higher CIPS score than P1, with median of 69.0 and 58.0, respectively. Despite this, P2 also reported greater life satisfaction (SWLS = 29.5 vs. 21.0 in P1), while both groups displayed identical well-being levels (WHO-5 = 72.0). The initial control period (T0→T1) revealed early volatility, most notably a sharp drop in P2's well-being (WHO-5 decreasing from 72.0 to 52.0).

During the first intervention phase (T1→T2), when P1 received coaching, its median CIPS score slightly decreased from 62.0 to 58.0. However, the wait-list control (P2) experienced an even stronger spontaneous reduction (from 65.0 to 57.5) accompanied by a recovery in well-being (WHO-5 = 52.0 → 68.0). In the subsequent phase (T2→T3), when P2 underwent the same intervention, its positive trajectory continued: CIPS score declined further to 54.0, and well-being peaked at 78.0, the highest level observed across the study. In contrast, P1, now in follow-up, exhibited regression: CIPS scores rose modestly to 59.5, and well-being fell sharply from 70.0 to 50.0. Consequently, although both groups started with identical well-being (72.0), they diverged markedly by T3, P2 improving to 78.0 while P1 declined to 50.0. Across the full period (T0→T3), P2 showed the most pronounced overall improvement, with CIPS score decreasing by 15 points (69.0 → 54.0) and concurrent increases in well-being and positive affect (PANAS-Pos).

To further explore construct relationships, we compared the correlation matrices for the aggregated sample at baseline (T0) and final follow-up (T3) (see Figure 5). At T0, CIPS displayed the expected pattern: a positive association with negative affect (PANAS-Neg,  $\rho = 0.53$ ) and negative associations with well-being (WHO-5,  $\rho = -0.50$ ) and life satisfaction (SWLS). Among the supportive measures, the strongest relationship was between negative affect and life satisfaction ( $\rho = -0.70$ ), while the link between well-being and positive affect was weak ( $\rho = 0.28$ ).

By T3, these relationships had intensified in theoretically consistent directions. The associations between impostor feelings and distress indicators strengthened (CIPS-PANAS-Neg = 0.65; CIPS-WHO-5 = -0.60), and the relationship between well-being and positive affect rose sharply from weak to very strong ( $\rho = 0.76$ ). These evolving correlations suggest that, over time, the constructs converged toward a more coherent affective pattern, with improvements in well-being closely tracking reductions in impostorism and negative affect.

In addition, observational data were collected to ensure intervention fidelity and to capture contextual nuances that could inform interpretation of the quantitative results. The non-participant observer confirmed that the certified coach delivered the protocol consistently across all sessions, following identical structures, materials, and instructions. While the facilitation was standardized, participants' engagement varied. We noticed some preferred brief reflection before sharing, whereas others contributed spontaneously, creating a fluid and collaborative atmosphere that supported collective learning.

Adherence to home assignments was mixed. The documentary-based task, for example, saw limited completion, but the feedback-seeking exercise was almost universally performed. Members of P2 reported that such feedback routines were already part of their team practice, indicating a pre-existing culture of openness that may

have amplified the intervention's effects on well-being and communication. Across sessions, participants showed growing comfort with vulnerability and self-disclosure, particularly when discussing shared doubts and performance pressure.

In the closing sessions, participants articulated distinct take-aways. Members of P1 emphasized normalization and self-awareness, describing relief in recognizing shared experiences (*"It's good to see that sometimes I'm not crazy"*) and gains in confidence (*"It was important to realize things about myself, to risk more, [and] speak up more"*). They also valued the collective nature of the process: *"What I liked most was doing this in a group, there are similar things, different things, [and] I learned a little more"*. On the other hand, participants from P2 focused on self-compassion and interpersonal learning, expressing a relational framing of growth: *"[We don't] need to keep blaming or punishing [ourselves] for things that are not in [our] control"*, and *"Asking for feedback seems to be very productive instead of just waiting passively"*. They also linked these discussions to enhanced *"communication"* and *"empathy"* within their teams.

## 5 Discussion

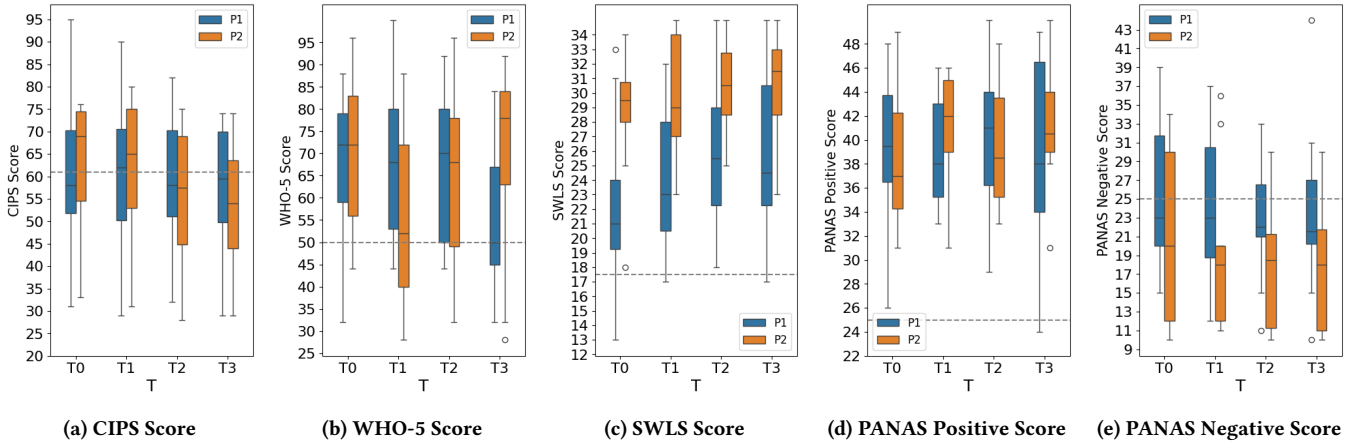
The results provide only partial support for our hypotheses. Concerning H1, while participation in the group-coaching intervention was associated with a slight reduction in CIPS scores among the treatment group (P1), the most pronounced decrease occurred unexpectedly in the control group (P2) during the same observation period. When P2 subsequently received the same intervention, their additional improvement was minimal. Likewise, regarding H2, no consistent gains were observed across the well-being (WHO-5), life satisfaction (SWLS), or affect (PANAS) scales that could be attributed to the intervention itself. These results suggest that the observed changes were potentially more closely linked to contextual, social, or temporal factors embedded in the working environment than to the structured coaching sessions alone.

Importantly, the internal consistency observed across project sub-groups (see Figure 3) reinforces that these effects were systemic rather than random. To interpret these findings, we integrate quantitative, qualitative, and contextual evidence to identify plausible mechanisms (spanning project complexity, team climate, and measurement reactivity) that jointly shaped participants' trajectories found in our study.

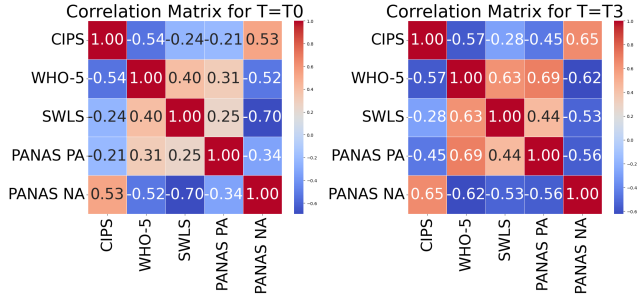
**Project Lifecycle and Complexity.** The four-month study period coincided with the full development lifecycle of both industry-linked projects, making temporal dynamics and task complexity central contextual factors. Consistent with Clance's impostor cycle [12], impostor feelings often peak at the start of demanding tasks and subside temporarily upon successful performance. Both project groups displayed this trajectory: CIPS scores declined between the project's midpoint and delivery, suggesting that progress and accomplishment may have naturally alleviated anxiety.

Differences in technical challenge further clarify the asymmetry between teams. In this regard, P1 tackled an automation problem in an unfamiliar domain requiring legacy-system integration, conditions known to heighten cognitive load and uncertainty. In contrast, P2 employed familiar technologies to build a predictive model with clear milestones. This discrepancy likely moderated how quickly team members experienced mastery and internalized competence.





**Figure 4: Comparison of score distributions across the study timeline (T0-T3) for all five psychological scales. Dashed horizontal lines indicate clinical or categorical cut-offs for each instrument. The consistent parallel trends within each project (G1/G2 for P1 and G3/G4 for P2) indicate that the observed changes are systematic at the team level.**



**Figure 5: Correlation matrices of psychological scales at baseline (T0) and final follow-up (T3). The heatmaps illustrate the intensification of theoretically consistent relationships between impostor feelings (CIPS), well-being (WHO-5), and affect (PANAS) over the course of the study.**

Thus, fluctuations in impostor feelings may partly reflect progress-based confidence rather than the direct impact of coaching. From a Social Cognitive Theory perspective [5], the sense of efficacy derived from successful task performance could itself act as a stronger source of impostor reduction than external facilitation.

**Pre-Existing Team Dynamics and Psychological Safety.** Qualitative data revealed that P2 team had already institutionalized reflective and empathic communication practices before the intervention. During observations, members described an internally developed feedback routine aligned with principles of Nonviolent Communication (NVC) [1], which emphasizes empathy, self-expression without judgment, and constructive feedback. These environments foster psychological safety (a shared belief that taking interpersonal risk is accepted and valued [17]). Prior studies show that teams with higher psychological safety exhibit stronger self-efficacy and lower social evaluation anxiety [3, 10].

The spontaneous adoption of these practices may explain the substantial decrease in impostor feelings observed in P2 even before

receiving coaching. By reducing fear of judgment and promoting self-acceptance, the team's climate reproduced some of the mechanisms targeted by formal coaching, including reframing negative self-attributions and building emotional stability. Indeed, participants from the P2 team reported that the discussions helped improve 'communication' and 'empathy', which is a crucial skill for software practitioners, supporting them in building better products and improving their work environment [10]. In this sense, the informal peer feedback process may have achieved similar psychological outcomes to the structured intervention, highlighting how embedded social practices can catalyze cognitive and affective change more effectively than time-bounded sessions.

**Diffusion of Treatment and Reactivity Effects.** Because both project teams worked in the same physical space, diffusion of treatment could be an impactful issue. Participants from P1 (the initial treatment group) likely discussed session topics and reflective exercises with P2 members, who may have benefited from these insights before their own intervention phase. Such contamination, well documented in quasi-experimental field studies [52], may have potentially impacted between-group differences.

Another plausible factor is measurement reactivity [8]. Completing repeated self-assessment scales (CIPS, WHO-5, SWLS, and PANAS) required participants to engage in structured introspection about their competence, emotions, and life satisfaction. This repeated reflection may itself function as a micro-intervention by heightening self-awareness and prompting cognitive reframing. Notably, the control group's largest improvement occurred immediately after the pre-tests, aligning with this interpretation. The combination of survey reactivity and cross-group dialogue may therefore explain much of the unexpected reduction in IP during the initial observation phase.

**Implications for SE Research and Practice.** The findings offer theoretical interesting implications into how the IP operates within software engineering contexts. Rather than a fixed personality trait, impostor feelings emerged as fluid and socially mediated experiences shaped by project complexity, temporal dynamics, and

team climate. The observed fluctuations in CIPS scores suggest that progress and collective reflection (rather than formal coaching) were also drivers of change. Thus, the stronger improvement among teams that had already cultivated empathic feedback practices may underscore the role of psychological safety [17] as a moderating mechanism. These results refine existing models of the impostor cycle [12] by situating it within the socio-technical realities of collaborative software work.

In practice, our findings suggest that mitigating impostor feelings among early-career software engineers may depend less on isolated coaching initiatives and more on fostering reflective and feedback-oriented team environments. In practical actions, teams may take into account encouraging brief, structured moments of self-assessment and dialogue within existing practices (such as retrospectives, code reviews, or mentoring interactions) could help normalize doubt and cultivate openness. Rather than positioning coaching as a standalone intervention, organizations would consider on integrating its reflective principles into everyday collaboration, promoting psychological safety as an ongoing and shared responsibility within teams.

## 6 Threats To Validity

Regarding the **Internal Validity**, we acknowledge the absence of random assignment may introduce potential selection bias, as the two project teams differed in task complexity, technological domain, and project maturity. The effects of maturation may also have influenced the outcomes, given the four-month period during which the participants naturally gained confidence and skills through project work. Contextual factors further shaped results since one team had independently implemented a feedback practice based on Nonviolent Communication, which likely enhanced self-awareness and psychological safety. Diffusion of treatment was another plausible risk, since both teams shared the same workspace and could informally exchange reflections about the sessions. Repeated exposure to the same self-assessment instruments may also have produced testing effects, whereby reflection on questionnaire items prompted cognitive or emotional changes independent of coaching. Sample size also limits the ability to attribute changes in IP directly to the coaching intervention. To mitigate these issues, we employed a wait-list design to ensure both groups eventually received the intervention, balanced group sizes to reduce structural inequity, and used a consistent facilitation protocol to minimize procedural variance.

Concerning **External Validity**, the study's generalizability is constrained by its small and homogeneous sample of early-career software engineers engaged in academic-industry projects within an university innovation lab. Although these projects mirrored professional practice through agile routines and client interaction, the academic setting offered mentorship and psychological safety uncommon in most workplaces. These contextual characteristics, together with the limited sample size, restrict inference to similar early-career or educational environments. Accordingly, our results should be interpreted as exploratory and generative.

Threats to **Construct Validity** were mitigated through the use of validated psychometric instruments (CIPS, WHO-5, SWLS, PANAS) and a standardized coaching protocol verified by a non-participant

observer. The same certified coach facilitated all sessions using identical materials and sequencing to ensure treatment fidelity. Participants were blinded to the study's focus on the Impostor Phenomenon and informed only that the activity related to general well-being, reducing demand characteristics and social desirability bias. Nonetheless, the reliance on self-report measures introduces common-method variance. Future research could strengthen construct validity by triangulating quantitative scales with behavioral, peer, or physiological data.

Finally, in terms of **Conclusion Validity**, the small sample size inherently limited statistical power, heightening the risk of Type II errors. To address this, we used non-parametric tests (Mann-Whitney U) and reported effect sizes to contextualize the direction and magnitude of observed changes. Researcher expectancy also represents a potential bias, as one author served as the non-participant observer. This issue was mitigated through structured observation templates and post-session debriefing with the psychology coauthors to discuss interpretations. Although statistical significance was not achieved, reporting both descriptive and effect-size indicators supports transparency and provides an empirical foundation for future investigation [14, 28, 52].

## 7 Concluding Remarks

This novel study offered an exploratory and quasi-experimental evaluation of a group coaching intervention designed to mitigate impostor feelings among early-career software engineers. Using a wait-list control design, we observed modest reductions in impostor scores across both project teams, though the most pronounced improvement occurred in the control group during the observation period. These findings suggest that impostor experiences are influenced by a combination of contextual and team-level factors (such as project complexity, feedback culture, and developmental stage) rather than by structured interventions alone.

Our contribution lies in documenting this complexity through a combination of quantitative and observational data. By situating a psychological intervention within a realistic and project-based environment, the study offers practical findings into how impostor feelings fluctuate in tandem with real work dynamics rather than in isolation. While the results do not confirm the efficacy of coaching as a primary mitigation strategy, they also reveal the importance of examining impostor experiences through an environmental lens that includes organizational and temporal dimensions.

Future research could examine how team environments influence impostor feelings. The control group's improvement suggests that team-level factors, such as feedback culture and communication dynamics, can play a larger role than formal coaching. Studies using longitudinal or ethnographic methods could explore how teams naturally develop psychological safety, manage project stress, and build resilience through practices like Nonviolent Communication.

## Artifacts Availability

To promote transparency and reproducibility, all study materials are openly available in our public repository [21].

## Acknowledgments

We express our gratitude to the Brazilian Research Council - CNPq (Grant 312275/2023-4), Rio de Janeiro State's Research Agency - FAPERJ (Grant E-26/204.256/2024), the Coordination for the Improvement of Higher Education Personnel (CAPES), the Kunumi Institute, and University of Bari TNE-DeSK project "Transnational Education Initiatives-Developing Shared Knowledge in Smart Materials and Digital Transition for Sustainable Economy", for their generous support.

## References

- [1] Paula Arquioeli Adriani, Paula Hino, Mônica Taminato, Meiry Fernanda Pinto Okuno, Odilon Vieira Santos, and Hugo Fernandes. 2024. Non-violent communication as a technology in interpersonal relationships in health work: a scoping review. *BMC health services research* 24, 1 (2024), 289.
- [2] Abdullah Al Lawati, Azzan Al-Wahshi, Tamadhir Al-Mahrouqi, Younis Al-Mufargi, Salman Al Shukaily, Hamood Al Aufi, Ismail Al-Shehhi, Alazhar Al Azri, and Hamed Al-Sinawi. 2025. The Prevalence of Imposter Syndrome and Its Association with Psychological Distress: A Cross-Sectional Study. *Behavioral Sciences* 15, 7 (2025), 986.
- [3] Adam Alami, Mansoor Zahedi, and Oliver Krancher. 2023. Antecedents of psychological safety in agile software development teams. *Information and Software Technology* 162 (2023), 107267.
- [4] Kimberly Allen. 2016. Roots of coaching psychology. In *Theory, research, and practical guidelines for family life coaching*. Springer, 21–38.
- [5] Albert Bandura et al. 1986. Social foundations of thought and action. *Englewood Cliffs, NJ* 1986, 23–28 (1986), 2.
- [6] Naijean S Bernard, Stephen J Dollinger, and Nerella V Ramaniah. 2002. Applying the big five personality factors to the impostor phenomenon. *Journal of personality Assessment* 78, 2 (2002), 321–333.
- [7] Victor R Basili-Gianluigi Caldiera and H Dieter Rombach. 1994. Goal question metric paradigm. *Encyclopedia of software engineering* 1, 528–532 (1994), 6.
- [8] Donald T Campbell and HW Riecken. 1968. Quasi-experimental design. *International encyclopedia of the social sciences* 5, 3 (1968), 259–263.
- [9] Kelly A Cawcutt, Pauline Clance, and Shikha Jain. 2021. Bias, burnout, and impostor phenomenon: the negative impact of under-recognized Intersectionality. *Women's Health Reports* 2, 1 (2021), 643–647.
- [10] Lidiany Cerqueira, Sávio Freire, Danilo Ferreira Neves, João Pedro Silva Bastos, Beatriz Santana, Rodrigo Spinola, Manoel Mendonça, and José Amancio Macedo Santos. 2024. Empathy and its effects on software practitioners' well-being and mental health. *IEEE Software* 41, 4 (2024), 95–104.
- [11] Pauline R. Clance. 1985. *Clance Impostor Phenomenon Scale (CIPS)*. From The Impostor Phenomenon: When Success Makes You Feel Like A Fake (pp. 20–22). Bantam Books, Toronto. Copyright 1985 by Pauline Rose Clance, Ph.D., ABPP. Use by permission of Dr. Pauline Rose Clance. Do not reproduce/copy/post online/distribute without permission from Pauline Rose Clance. Email: dr-paulinerose@comcast.net, Website: www.paulineroseclance.com.
- [12] Pauline Rose Clance. 1985. *The impostor phenomenon: Overcoming the fear that haunts your success*. Peachtree Pub Limited.
- [13] Pauline Rose Clance and Suzanne Ament Imes. 1978. The impostor phenomenon in high achieving women: Dynamics and therapeutic intervention. *Psychotherapy: Theory, research & practice* 15, 3 (1978), 241.
- [14] Geoff Cumming. 2014. The new statistics: Why and how. *Psychological science* 25, 1 (2014), 7–29.
- [15] Erik De Haan and Viktor O Nilsson. 2023. What can we know about the effectiveness of coaching? A meta-analysis based only on randomized controlled trials. *Academy of Management Learning & Education* 22, 4 (2023), 641–661.
- [16] ED Diener, Robert A Emmons, Randy J Larsen, and Sharon Griffin. 1985. The satisfaction with life scale. *Journal of personality assessment* 49, 1 (1985), 71–75.
- [17] Amy Edmondson. 1999. Psychological safety and learning behavior in work teams. *Administrative science quarterly* 44, 2 (1999), 350–383.
- [18] Will JG Evers, André Brouwers, and Welko Tomic. 2006. A quasi-experimental study on management coaching effectiveness. *Consulting Psychology Journal: Practice and Research* 58, 3 (2006), 174.
- [19] Ramona Fimiani, Jessica Leonardi, Bernard Gorman, Francesco Gazzillo, et al. 2021. Interpersonal guilt, impostor phenomenon, depression, and anxiety. *Psychology hub* 38, 2 (2021), 31–40.
- [20] Anthony M Grant. 2003. The impact of life coaching on goal attainment, metacognition and mental health. *Social Behavior and Personality: an international journal* 31, 3 (2003), 253–263.
- [21] Paloma Guenes, Joan Leite, Rafael Tomaz, Allysson Alex Araujo, Jean Natividade, Baldassarre Maria Teresa, and Marcos Kalinowski. 2025. A Quasi-Experimental Evaluation of Coaching to Mitigate the Impostor Phenomenon in Early-Career Software Engineers. doi:10.5281/zenodo.17433863 [Data set]. 19th International Conference on Cooperative and Human Aspects of Software Engineering (CHASE 2026), Rio de Janeiro/RJ - Brazil.
- [22] Paloma Guenes, Rafael Tomaz, Marcos Kalinowski, Maria Teresa Baldassarre, and Margaret-Anne Storey. 2024. Impostor Phenomenon in Software Engineers. In *Proceedings of the 46th International Conference on Software Engineering: Software Engineering in Society* (Lisbon, Portugal) (ICSE-SEIS'24). Association for Computing Machinery, New York, NY, USA, 96–106. doi:10.1145/3639475.3640114
- [23] Paloma Guenes, Rafael Tomaz, Bianca Trinkenreich, Maria Teresa Baldassarre, Margaret-Anne Storey, and Marcos Kalinowski. 2025. Impostor Phenomenon Among Software Engineers: Investigating Gender Differences and Well-Being. In *2025 IEEE/ACM Sixth Workshop on Gender Equality, Diversity, and Inclusion in Software Engineering (GEICSE)*. IEEE, 33–40.
- [24] Daniel P Gullifor, William L Gardner, Elizabeth P Karam, Farzaneh Noghani, and Claudia C Coglisier. 2024. The impostor phenomenon at work: A systematic evidence-based review, conceptual development, and agenda for future research. *Journal of Organizational Behavior* 45, 2 (2024), 234–251.
- [25] Rashina Hoda. 2021. Socio-technical grounded theory for software engineering. *IEEE Transactions on Software Engineering* 48, 10 (2021), 3808–3832.
- [26] Ms Sadia Islam, Mussarat Jabeen Khan, Sumaira Naz Awan, Ms Ayesha Jahangi, and Ms Awwabah Rufarakh. 2024. Effect of Impostor Phenomenon on Life Satisfaction among University Teachers: Role of Perfectionism as Moderator. *Journal Of Psychology, Health And Social Challenges* 2, 02 (2024).
- [27] Sabine Junker, Martin Pömmmer, and Eva Traut-Mattausch. 2021. The impact of cognitive-behavioural stress management coaching on changes in cognitive appraisal and the stress response: a field experiment. *Coaching: An International Journal of Theory, Research and Practice* 14, 2 (2021), 184–201.
- [28] Daniël Lakens. 2013. Calculating and reporting effect sizes to facilitate cumulative science: a practical primer for t-tests and ANOVAs. *Frontiers in psychology* 4 (2013), 863.
- [29] Stephen MacGabhann, Phillip Newman, Jeremy Witchalls, Rebecca Dowse, Gordon Waddington, and Stephen Cobley. 2025. Why do Some Respond and Develop more from Coaching than Others? A Systematic Review of Coachability and Its Constituent Components: S. MacGabhann et al. *Sports Medicine* (2025), 1–43.
- [30] Cristina Magro. 2022. From hiding to sharing, a descriptive phenomenological study on the experience of being coached for impostor syndrome. *International Journal of Evidence Based Coaching & Mentoring* (2022).
- [31] Sucharita Maji. 2021. "They overestimate me all the time:" Exploring impostor phenomenon among Indian female software engineers. *Metamorphosis* 20, 2 (2021), 55–64.
- [32] Karina KL Mak, Sabina Kleitman, and Maree J Abbott. 2019. Impostor phenomenon measurement scales: a systematic review. *Frontiers in Psychology* 10 (2019), 671.
- [33] Gloria Mbokota and Alison Reid. 2022. The role of group coaching in developing leadership effectiveness in a business school leadership development programme. *South African Journal of Business Management* 53, 1 (2022), 3105.
- [34] Rory O'Brien McElwee and Tricia J Yurak. 2007. Feeling versus acting like an impostor: Real feelings of fraudulence or self-presentation? *Individual Differences Research* 5, 3 (2007).
- [35] Mirjam Neureiter and Eva Traut-Mattausch. 2016. An inner barrier to career development: Preconditions of the impostor phenomenon and consequences for career development. *Frontiers in psychology* 7 (2016), 48.
- [36] Agnes Norbury, Quentin Dercon, Tobias U Hauser, Raymond J Dolan, and Quentin JM Huys. 2025. Learning training as a cognitive restructuring intervention. *Biological Psychiatry: Cognitive Neuroscience and Neuroimaging* (2025).
- [37] Mats Nylén-Eriksen, Ann Kristin Bjørnnes, Hege Hafstad, Irene Lie, Ellen Karine Grov, and Mariela Loreto Lara-Cabrera. 2022. Validating the five-item World Health Organization well-being index. *International journal of environmental research and public health* 19, 18 (2022), 11489.
- [38] Tatalina Oliveira, Ann Barcomb, Ronnie De Souza Santos, Helda Barros, Maria Teresa Baldassarre, and César França. 2024. Navigating the path of women in software engineering: From academia to industry. In *Proceedings of the 46th International Conference on Software Engineering: Software Engineering in Society*. 154–165.
- [39] Francie Ostrower. 1998. Nonparticipant observation as an introduction to qualitative research. *Teaching Sociology* 26, 1 (1998), 57–61.
- [40] Stephen Palmer. 2007. PRACTICE: A model suitable for coaching, counselling, psychotherapy and stress management. *The Coaching Psychologist* 3, 2 (2007), 71–77.
- [41] Be Pannell. 2021. Adult development and positive psychology coaching. In *Positive psychology coaching in the workplace*. Springer, 357–373.
- [42] Emma Para, Philippe Dubreuil, Paule Miquelon, and Charles Martin-Krumm. 2024. Interventions addressing the impostor phenomenon: a scoping review. *Frontiers in Psychology* 15 (2024), 1360540.
- [43] Stefanie Richter, Llewellyn E Van Zyl, Lara C Roll, and Marius W Stander. 2021. Positive psychological coaching tools and techniques: A systematic review and classification. *Frontiers in psychiatry* 12 (2021), 667200.
- [44] Julian B Rotter. 1954. Social learning and clinical psychology. (1954).

- [45] Jaruwan Sakulku. 2011. The impostor phenomenon. *The Journal of Behavioral Science* 6, 1 (2011), 75–97.
- [46] Janice Singer and Norman G. Vinson. 2003. Ethical issues in empirical studies of software engineering. *IEEE Transactions on Software Engineering* 28, 12 (2003), 1171–1180.
- [47] Alvin Teh, Elisa Baniassad, Dirk Van Rooy, and Clive Boughton. 2011. Social psychology and software teams: Establishing task-effective group norms. *IEEE software* 29, 4 (2011), 53–58.
- [48] Tim Theeboom, Bianca Beersma, and Annelies EM Van Vianen. 2014. Does coaching work? A meta-analysis on the effects of coaching on individual level outcomes in an organizational context. *The journal of positive psychology* 9, 1 (2014), 1–18.
- [49] Tien Rahayu Tulili, Andrea Capiluppi, and Ayushi Rastogi. 2023. Burnout in software engineering: A systematic mapping study. *Information and Software Technology* 155 (2023), 107116.
- [50] Jennifer A Villwock, Lindsay B Sobin, Lindsey A Koester, and Tucker M Harris. 2016. Impostor syndrome and burnout among American medical students: a pilot study. *International journal of medical education* 7 (2016), 364.
- [51] David Watson, Lee Anna Clark, and Auke Tellegen. 1988. Development and validation of brief measures of positive and negative affect: the PANAS scales. *Journal of personality and social psychology* 54, 6 (1988), 1063.
- [52] Claes Wohlin, Per Runeson, Martin Höst, Magnus C Ohlsson, Björn Regnell, and Anders Wesslén. 2024. *Experimentation in Software Engineering*. Springer Nature.
- [53] Mirjam Zanchetta, Sabine Junker, Anna-Maria Wolf, and Eva Traut-Mattausch. 2020. “Overcoming the fear that haunts your success”—the effectiveness of interventions for reducing the impostor phenomenon. *Frontiers in psychology* 11 (2020), 405.