

# Not Seeing the Whole Picture: Challenges and Opportunities in Using AI for Co-Making Physical DIY-AT for People with Visual Impairments

Ben Kosa  
bkosa@cs.wisc.edu  
University of Wisconsin-Madison  
Madison, Wisconsin, USA

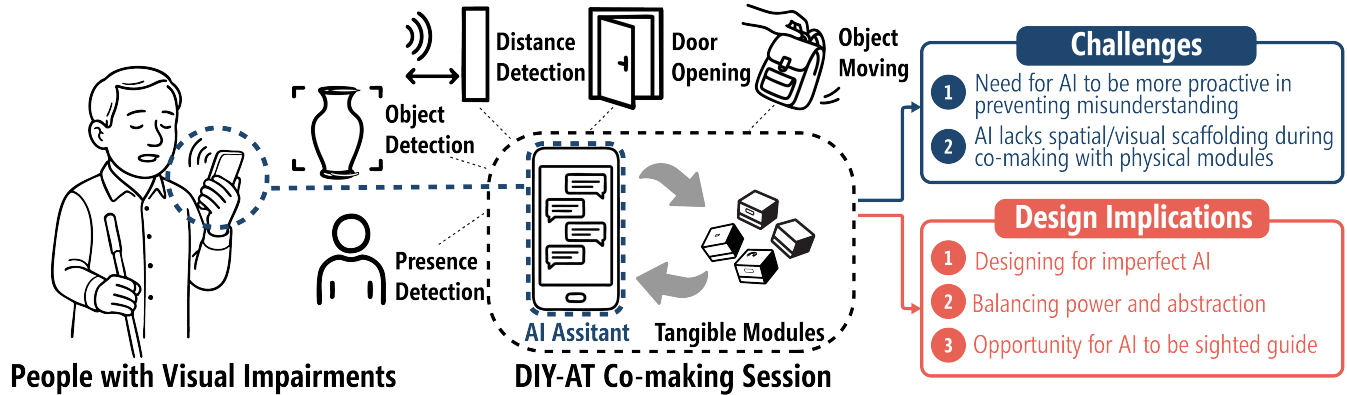
Sanbrita Mondal  
smondal4@wisc.edu  
University of Wisconsin-Madison  
Madison, Wisconsin, USA

Hsuanling Lee  
hsuanling.lee@utdallas.edu  
University of Texas at Dallas  
West Lafayette, Indiana, USA

Yuhang Zhao  
yuhang.zhao@cs.wisc.edu  
University of Wisconsin-Madison  
Madison, Wisconsin, USA

Jasmine Li  
jasmineli@utexas.edu  
University of Texas at Austin  
Austin, Texas, USA

Liang He  
liang.he@utdallas.edu  
University of Texas at Dallas  
Richardson, TX, USA



**Figure 1:** We examine how LLM-based AI supports PVI to create custom DIY-AT solutions and report the identified challenges of Co-Designing DIY-AT with AI for PVI and implications for designing AI-assist tools for PVI in creative tasks.

## Abstract

Existing assistive technologies (AT) often adopt a one-size-fits-all approach, overlooking the diverse needs of people with visual impairments (PVI). Do-it-yourself AT (DIY-AT) toolkits offer one path toward customization, but most remain limited—targeting co-design with engineers or requiring programming expertise. Non-professionals with disabilities, including PVI, also face barriers such as inaccessible tools, lack of confidence, and insufficient technical knowledge. These gaps highlight the need for prototyping technologies that enable PVI to directly make their own AT. Building on emerging evidence that large language models (LLMs) can serve not only as visual aids but also as co-design partners, we present an exploratory study of how LLM-based AI can support PVI in the tangible DIY-AT co-making process. Our findings surface key challenges and design opportunities: the need for greater spatial

and visual support, strategies for mitigating novel AI errors, and implications for designing more accessible AI-assisted prototypes.

## CCS Concepts

• **Human-centered computing** → **User interface toolkits**; **Accessibility systems and tools**.

## Keywords

Accessibility, Blind and low vision, DIY toolkit, Tangible modules

## ACM Reference Format:

Ben Kosa, Hsuanling Lee, Jasmine Li, Sanbrita Mondal, Yuhang Zhao, and Liang He. 2026. Not Seeing the Whole Picture: Challenges and Opportunities in Using AI for Co-Making Physical DIY-AT for People with Visual Impairments. In *Proceedings of the 2026 CHI Conference on Human Factors in Computing Systems (CHI '26)*, April 13–17, 2026, Barcelona, Spain. ACM, New York, NY, USA, 20 pages. <https://doi.org/10.1145/3772318.3791815>

## 1 Introduction

For the estimated 285 million people worldwide who are affected by visual impairments [85, 101], assistive technology (AT) represents a critical bridge to independence, productivity, and participation in society for them by supporting a wide range of daily challenges [62,



This work is licensed under a Creative Commons Attribution 4.0 International License. *CHI '26, Barcelona, Spain*

© 2026 Copyright held by the owner/author(s).

ACM ISBN 979-8-4007-2278-3/2026/04

<https://doi.org/10.1145/3772318.3791815>

70, 102, 109, 114, 117]. However, despite decades of technological advancement, the AT landscape remains constrained by a paradox: while individual needs are highly diverse and personal, AT solutions are predominantly standardized, expensive, and slow to evolve [78, 87, 96, 105].

While accessibility research has increasingly used user-centered design [1, 67, 94], traditional AT development follows a top-down, expert-driven model in which devices are designed by engineers and researchers, tested in controlled environments, and then distributed to users. This approach, while producing sophisticated devices, often fails to address the nuanced, context-specific, and evolving needs of individual users. This mismatch results in high abandonment rates for AT, with poor fit, inflexibility, and high costs cited as primary factors [59, 90]. More critically, this model perpetuates dependency by positioning people with visual impairments (PVI) as passive recipients of technology rather than active creators and innovators.

This gap has inspired growing interest in alternative approaches such as do-it-yourself assistive technology (DIY-AT), which seeks to shift agency back to users themselves. DIY-AT empowers users to create solutions tailored to their own needs [59, 77], often at lower cost and with greater accessibility than AT alternatives [55, 60]. However, the creation process can itself be a significant barrier. Previous research has shown that non-professionals, especially those with disabilities, still face challenges in creating DIY-ATs, such as inaccessible maker spaces and tools [77], lack of confidence [55], and insufficient technical knowledge [50]. Existing DIY-AT toolkits for PVI have further been restricted to narrow use cases [18, 33, 81], designed primarily for co-design activities rather than real-world implementation [69] or dependent on advanced hardware/software skills [80].

Recent advances in large language models (LLMs) suggest new opportunities. AI assistants have a strong potential in addressing some of these key challenges in DIY-AT creation, namely allowing for more complex capabilities of DIY-AT through lowering the technological experience required [50] and helping empower creativity [11, 30, 63]. Yet little is known about how PVI would actually engage with such assistants when co-making tangible, physical AT solutions.

To explore this, we developed an AI-assisted tangible DIY-AT toolkit, which comprises an LLM-based AI assistant, *AIlyMaker AI*, and a set of tangible sensing and feedback modules for PVI to explore and assemble. The AI assistant supports the entire DIY-AT creation through natural language: from brainstorming which modules to use, to configuring their behaviors, to managing complete programs. Using our AI-assisted toolkit as a study probe, we conducted an exploratory study with nine PVI participants to examine:

- (1) How do PVI leverage an AI assistant to brainstorm and co-make DIY-ATs using a distributed, tangible toolkit? What barriers do they face when co-making with AI?
- (2) What design considerations emerge when developing an LLM-based AI assistant for PVI in the context of tangible, DIY-AT toolkits?

Our exploratory study surfaces not only the opportunities of AI-assisted DIY-ATs but also the preliminary challenges PVI face when co-making with an LLM-based AI assistant in physical embodied

settings. Our findings reveal that PVI could create diverse DIY-ATs with the AI's help, finding it useful as a patient tutor, toolkit expert, and technical abstraction. However, the assistant often failed to clarify toolkit limitations and resolve ambiguity—leading to partial or hallucinated solutions during physical co-making. The assistant also lacked the spatial and visual scaffolding participants needed to orient modules, verify the placement, or diagnose hardware failures during embodied co-making. These challenges highlight the importance of future LLM-based assistants in enabling the co-creation of tangible DIY-AT to be more proactive in surfacing physical limitations, making errors transparent, and evolving toward a multimodal, sighted guide.

In summary, this paper contributes:

- (1) The first exploration of integrating an LLM-based AI assistant in a tangible toolkit to support PVI in creating custom, tangible DIY-AT solutions.
- (2) Empirical insights from an exploratory study with nine PVI participants, revealing their usage, strategies, and challenges in using an LLM-based AI assistant to brainstorm, configure, and assemble DIY-AT solutions, highlighting both opportunities and barriers in the co-making process.
- (3) Design insights for AI-assisted DIY-ATs, including the need for greater spatial and visual support, strategies for mitigating AI errors, and implications for more accessible AI-assisted prototyping.

## 2 Related Work

### 2.1 Technology Abandonment and Needs for DIY Solutions

PVI face many challenges dealing with the physical environment and surrounding objects [16]. Various ATs have been designed to support PVI in daily tasks, such as navigation [4, 91, 95, 113], text reading [13, 15, 35, 45, 115], and object recognition and localization [14, 23, 58, 116]. However, research has shown that more than 35% of the ATs purchased by people with disabilities ended up being unused or abandoned [65, 92].

Researchers have investigated the technology adoption and abandonment decision of people with disabilities and identified multiple factors that lead to AT abandonment, such as high cost [19, 90], deep learning curve [31], and perception of stigma caused by technology [97]. Moreover, most ATs are designed based on the common needs of most users without sufficient customization options, thus failing to adequately meet a user's unique needs due to their varied abilities, living contexts, and personal experiences and preferences [28, 87, 96, 105]. In addition, a user's needs may change over time due to changes in their health condition and life priorities, leading to the discontinuance of previously used technology [60, 90]. As such, Phillips and Zhao emphasized increasing user involvement in technology design and considering their long-term ability changes to reduce AT abandonment [90].

To address this problem, various ATs that allow for personalization and automatic adaptation have been developed to give users more flexibility to customize their experiences [40, 76, 98, 100, 107, 108]. However, they can only provide adaptation along a known dimension within a well-identified range, such as what eye movements should trigger word enlargement or speech in dynamic

GUIs [98, 107] and what objects are important in scene description [64, 108]. Users may still lack sufficient agency in curating a solution that completely fulfills their needs.

Compared to generic ATs, DIY-ATs allow non-professionals (e.g., people with disabilities, their family and friends, caregivers) to craft technologies that take full account of users' individual needs [19, 59, 60], while avoiding the costly and complex process of professional need assessment during technology design [55, 59]. It is also promising in addressing the long-tail problem of possibly diverse needs in adaptive ATs [50].

## 2.2 Supporting DIY-AT Creation for People with Disabilities

Maker and DIY communities strive to empower people from all backgrounds—not just those with formal training in engineering, computer science, or design—to participate in creating and designing technologies, guided by shared values of learning, democratization, and collaboration [66, 103]. Hurst and Tobias were among the first to explore the idea of DIY-ATs, which emerged as a response to poor adoption rates stemming from limited discoverability, high costs, lack of suitable commercial options, evolving user needs, and the desire for greater customization [46, 60, 84]. Early case studies of DIY-AT tend to highlight a co-design process, where domain experts helped develop solutions [60]. Research has since worked to make the prototyping process more accessible to all, including non-technical users. For example, there has been a rich body of work exploring consumer-grade fabrication tools (e.g., 3D printers and 3D modeling software) for DIY-AT making [21, 53] and how to reduce technical barriers in using such tools [20, 36, 52]. In this paper, we continue making the process of creating DIY-ATs more accessible and less technical, with a novel focus on leveraging the state-of-the-art LLM as co-making partners.

More relevant to our project, researchers have designed prototyping toolkits specifically for PVI. Some focused on helping PVI create tactile artifacts, such as visualizations or maps [18, 33, 81]. For instance, Brown and Hurst developed *VizTouch* [18], a software system that enabled PVI to create tactile visualizations by converting a formula or an Excel sheet with data into an appropriate 3D printable physical visualization form. Others have explored how to better support and engage PVI in co-designing assistive technologies with developers and engineers [37, 41, 42, 69].

However, prior research on PVI has mostly focused on co-design toolkits used in workshops, which require the engagement and guidance of researchers or experts. The tools only facilitated the brainstorming process but cannot generate ready-to-use solutions. While recent work has explored DIY-AT toolkits that allow PVI to create working AT themselves, these toolkits either require hardware and software development experience [80], or are focused specifically on DIY-AT in software and on visual information filtering [49]. The most relevant work is our previous project—*A11yBits* [48]—a tangible, distributed toolkit with a set of sensing and feedback modules that allow PVI to combine and assemble to create personalized DIY-ATs. While the “plug-and-play” mechanism of *A11yBits* can potentially reduce the technical barrier, PVI still need to spend significant effort in decision making (e.g., what modules

to select to address a certain problem, how to integrate the solution into real-world environments). To remain accessible to non-technical users, *A11yBits* limits its module configuration (e.g., what temperature threshold a Temperature module should detect) to a small set of predefined behaviors exposed through simple buttons and dials, which constrains the range and flexibility of possible DIY-AT use cases.

To lower the creativity and technical barriers while raising the ceiling of possible DIY-ATs, Generative AI (GAI) presents a unique opportunity to co-design with non-technical PVI, abstract away technical complexity, and enable more flexible and expressive configuration of toolkit behaviors. Our research seeks to seize this opportunity and investigate how to couple GAI with tangible toolkits to enable accessible, easy DIY-AT making for PVI.

## 2.3 GAI in Supporting Creativity and DIY for PVI

With the recent rise in LLMs, and GAI generally, there been a large number of work exploring the use of AI assistants, AI-assisted user interfaces, and human-AI collaboration in domains such as software development [99], education [104], domain-specific decision making [26, 32, 111], making [24], and general daily activities [39]. There has also been some recent work that has explored the potential for LLMs and GAI in creativity and ideation [22, 61, 86] in different domains, such as writing [106], fashion [63], and DIY projects [10, 12, 72]. Previous work surfaced general design considerations for LLM-powered conversational interfaces for sighted users, such as the importance of managing cognitive load, structuring turn-taking, and clearly communicating system uncertainty to support productive human-AI collaboration [9].

Within the domain of PVI and accessibility, most research has only focused on the use of GAI in visual description [56, 112]. PVI face challenges in perceiving their surroundings due to the absence of visual cues, and so naturally, recent advances in multi-modal large language models (MLLMs) have spurred a large body of work in exploring how AI can help visually interpret the visual world for PVI [5, 44, 54, 82, 83, 88], and even commercial tools like *Seeing AI* [79] and *Be my AI* [34].

Recently, research has started to explore how conversational AI can benefit PVI outside of just visual interpretation [2, 43, 110, 118], including a growing body of work over the past few years exploring GAI supporting PVI creativity in visual content creation [56, 57, 68, 112] and art [11, 25] as well as enhancing productivity applications for PVI [89]. Prior work has identified several design considerations and issues for GAI-based interfaces for PVI, including the need for multimodal input (e.g., voice) and screen-reader-accessible interactions [2], the risk of biased or ableist language in commercial LLMs due to non-representative training data and the lack of additional alignment [2, 43], and the difficulty PVI face when challenging visual hallucinations without access to visual cues [7]. Moreover, Aflatoony *et al.* [3] have also examined how GAI can assist non-expert makers (e.g., clinicians) in DIY-AT fabrication, while highlighting challenges such as AI-generated generic designs and limited disability-specific training data. However, prior research has focused on AI-assisted software-based creativity for PVI or fabrication workflows for sighted caregivers. No work has

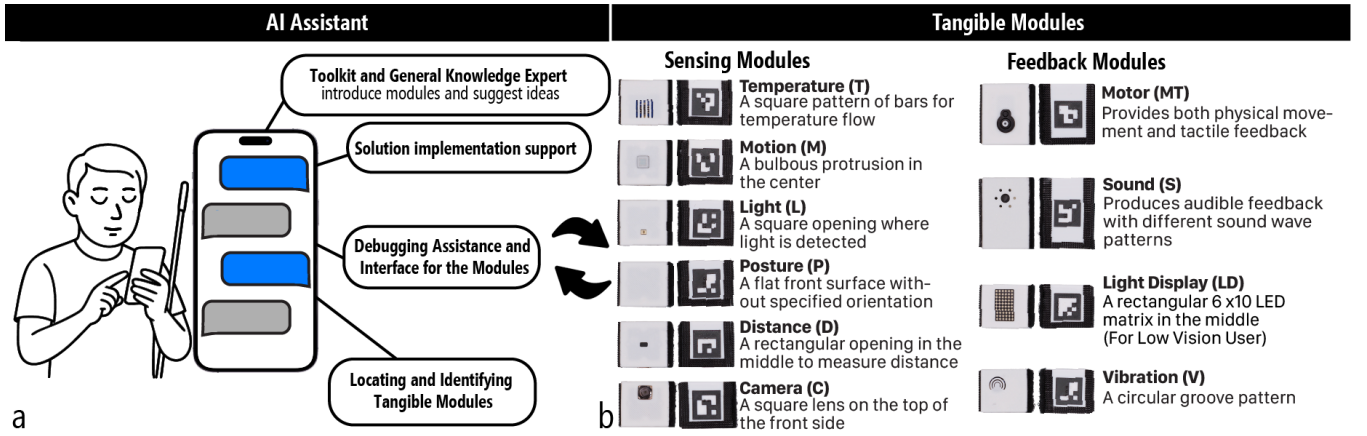


Figure 2: The DIY-AT toolkit consists of (a) an AI Assistant and (b) tangible modules.

examined how GAI can scaffold the embodied process of physical DIY-AT making with distributed, tangible toolkits, or how these interfaces must adapt when supporting PVI who cannot visually validate intermediate steps.

### 3 AI-assisted Tangible DIY-AT Toolkit

Our research seeks to explore how GAI interfaces can support PVI in DIY-AT creation with tangible toolkits, revealing barriers and implications to inspire future AI-assisted DIY-AT co-making. To provide PVI hands-on experiences, we developed an AI-assisted tangible DIY-AT toolkit as our study probe. The system comprises an LLM-based AI assistant—A11yMaker AI—as well as a set of tangible sensing and feedback modules for PVI to select, combine, and configure to create DIY-AT solutions (Figure 2). Unlike prior work that requires PVI to design and assemble solutions by themselves (e.g., A11yBits [48]), A11yMaker AI enables PVI to co-design and program DIY-AT solutions through natural language—from brainstorming and selecting modules to configuring and managing completed programs.

#### 3.1 Tangible Modules

We first developed a set of sensing and feedback tangible modules to represent state-of-the-art tangible toolkits. Inspired by commercial electronic kits (e.g., Arduino Starter Kit, Snap Circuits®) and prior research on tangible DIY-AT toolkits for PVI [48, 69, 80], we developed six sensing modules (*Camera*, *Distance*, *Motion*, *Light*, *Posture*, *Temperature*) and four feedback modules (*Vibration*, *Sound*, *Light Display*, *Motor*) (Figure 2) to act as our tangible DIY-AT toolkit probe. We select these multimodal modules to meet PVI’s diverse sensory needs and preferences across different environments based on prior literature (e.g., using Camera Module to detect humans and objects [13, 38, 47]) and cover a wide range of input and output capabilities to open up a broad creativity space for PVI. These modules function as accessible, reconfigurable building blocks that PVI can mix and match to rapidly prototype assistive devices, similar to the DIY toolkit mechanism in prior work [48]. The functionality of each module is specified in Appendix A.

All modules were built with commodity electronics. Each module has a 3D-printed case with three layers (Figure 4 in Appendix), including an **Electronic Cover** housing the sensor or actuator, shaped with tactile cues for recognition; a **Circuit-control Body** with an ESP32-S3 microcontroller, a custom PCB, battery charging, a piezo buzzer that generates audio feedback for PVI to locate the module, and Velcro strips for attachment; and a **Power Base** with a rechargeable battery, Braille labels, Velcro strips for orientation and attachment, and a central ArUco marker for camera-based identification. Layers slot together for a compact, durable enclosure. Additional implementation details are in Appendix B.

Note that we developed these modules to be an example of tangible DIY-AT toolkits, serving as the technology context in our study to explore how PVI co-make with an AI assistant. While the toolkit can be expanded by adding more modules and functionalities, our findings on AI opportunities and barriers as co-making partner should still apply.

#### 3.2 A11yMaker AI

To enable easy and accessible AI-assisted co-making, we integrated a general-knowledge, LLM-based assistant into a smartphone app, allowing PVI to interact via speech. Inspired by prior expert-PVI co-making work [48, 69], we designed A11yMaker AI to: (1) be a toolkit and knowledge expert to support brainstorming; (2) be able to implement solutions with the toolkit and abstract away technical/programming details for non-technical PVI users; (3) make module details available to PVI users when they want more control or need to debug; and (4) be aware of the user’s visual impairments and provide spatial, visual information of the modules (e.g., location and orientation). For our prototype, we used GPT-4o as the model and designed the AI assistant based on the four aspects below:

*Brainstorming partner and toolkit expert.* To help make tangible DIY-AT toolkits more accessible for non-technical PVI users, we designed our A11yMaker AI assistant to be both an always-available toolkit expert and a brainstorming partner, introducing modules to new users, explaining functions, and suggesting ideas to match user needs. We implemented this by creating a specialized system prompt that included instructions for how to be a good

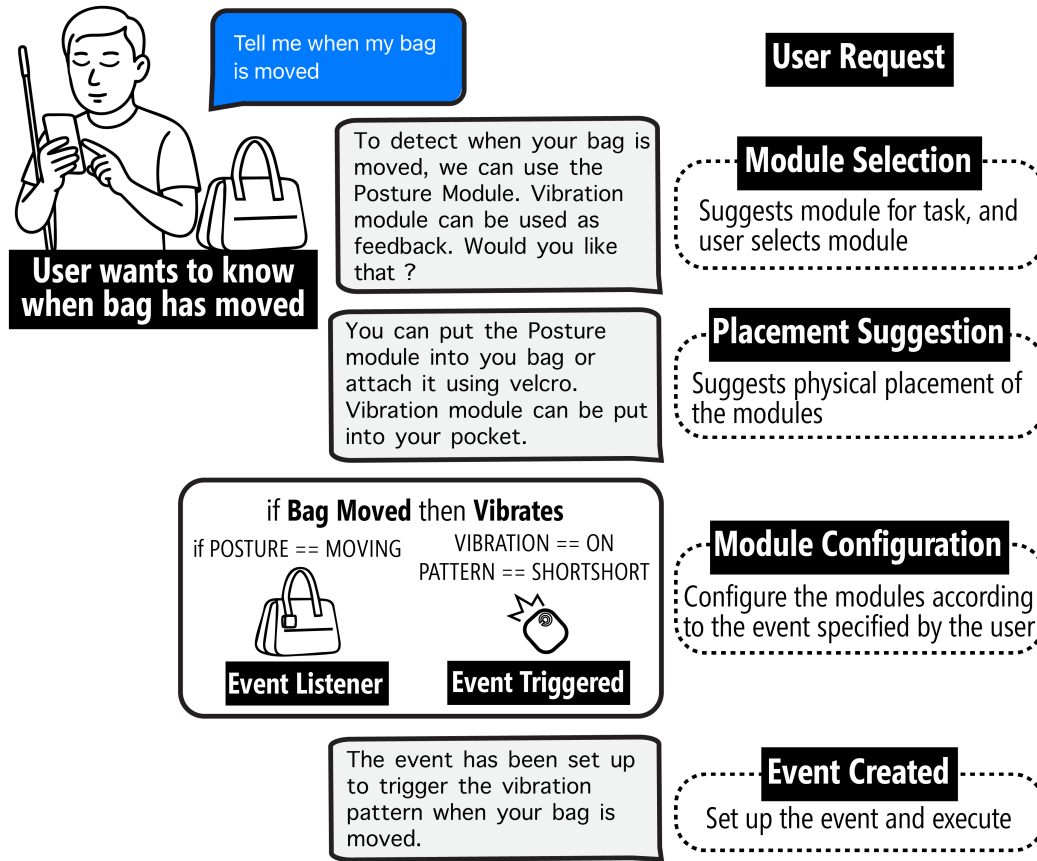


Figure 3: An step-by-step example of the participant using the A11yBits toolkit to know when their bag gets moved.

brainstorming partner (e.g., using both divergent and convergent thinking principles [27, 73]). We also provided the AI assistant with sufficient knowledge of the toolkit. Details about the capabilities of each module are included separately in the descriptions of the functions that are available to A11yMaker AI, which are automatically integrated into the LLM’s context. We include the main system prompt in Appendix E.

**Solution implementation.** The A11yMaker AI assistant abstracts programming details by accessing real-time sensing data from sensing modules and configuring event-triggered programs that drive user-specified feedback modules. The AI assistant interfaces with the toolkit’s backend to determine which pre-programmed functions to call and prompts the user for the parameters needed to configure their solution, thereby hiding low-level module programming. This allows users to create programs through natural language that trigger feedback (vibration, sound, or light) based on “events” defined by a set of conditionals (Figure 3). For example, to receive a vibration when someone moves their bag, the event is defined as the bag moving (`POSTURE_MODULE == MOVING`), which triggers a specified vibration pattern with the Vibration Module (`VIBRATION == ON & PATTERN == SHORT_SHORT`). More complex events can combine multiple conditionals, such as generating an audio alert when the camera detects a person within one meter

who is about to collide with the user (`CAMERA_DETECTS_PERSON & DISTANCE ≤ 1m`) (see Figure 3 for an example). To enable more intelligent capabilities, the A11yMaker AI assistant also supports AI-powered recognition functions based on the Camera Module (e.g., face recognition, object detection) by using OpenAI’s Tool calling system<sup>1</sup>.

**Configuring and debugging the module interface.** To enable solution control and debugging, A11yMaker AI verbally communicates the module status and information upon PVT’s request. The user can ask the AI assistant for module-specific information, such as battery level, connection status, and current sensor readings. The AI assistant connects to each module wirelessly and accesses module states as needed to respond. The user can also interact with individual modules through the AI assistant for testing and control purposes. For example, requesting the current readings from a sensing module (e.g., “what is the current temperature of the room”) or triggering a certain feedback pattern with a feedback module. This allows users to quickly probe parameters, for example, testing out the typical light near a candle with the Light Module when designing reminders for putting out a candle.

<sup>1</sup>OpenAI Function Calling: <https://platform.openai.com/docs/guides/function-calling>

*Support Visual/Spatial Awareness for PVI.* Because making tangible DIY-ATs with a toolkit involves spatial constraints—for example, modules may need specific orientations or be distributed across a workspace—we designed A11yMaker AI to help PVI identify and locate modules. For PVI who are unfamiliar with Braille, the AI assistant could scan the ArUco marker on each module via the smartphone’s built-in camera to receive verbal descriptions of the module. A module could also emit short sounds to help users locate it when they make a request to the assistant. Importantly, we encoded instructions in the system prompt to ensure that A11yMaker AI discusses critical and highly visual details, such as module placement and orientation, with PVI during co-making.

## 4 Study Method

Using our tangible DIY-AT toolkit as a probe, we explore how a conversational AI assistant can support PVI in co-making tangible DIY-ATs. We conducted a lab-based think-aloud study with nine PVI.

### 4.1 Participants

We recruited nine participants with visual impairments through local disability networks and online communities. The average age was 49.6 years ( $SD = 20.9$ ); five identified as female and four as male. The participants varied in their previous experience with assistive technologies and voice assistants (Table 1). To be considered eligible for our study, participants had to be over 18 years old and have at least 20/400 visual acuity.

### 4.2 Procedure

Each session lasted about 150 minutes and followed four phases: a pre-study interview, a toolkit tutorial with a sample task, two solution-building tasks, and a post-task interview. The interview script is in Appendix C.

*Pre-Study Interview.* We conducted a semi-structured interview, asking about participants’ demographic details, information about their visual conditions, and prior experiences with ATs and AI-powered tools to contextualize their use of A11yMaker AI.

*Toolkit Tutorial and Sample Task.* Participants were introduced to the toolkit through a guided tutorial covering the modules and how to interact with the AI assistant. To familiarize them with the full flow, we walked through a predefined example task (e.g., receiving feedback when a bag is moved), keeping researcher guidance minimal to encourage independent reasoning.

*Solution-Building Tasks.* Participants identified personal accessibility challenges and used the toolkit to prototype two solutions. They were asked to think aloud, while researchers observed key interactions, strategies, and moments of confusion or insight and took notes. During the task, participants were not allowed to ask researchers questions about the toolkit, thus only relying on the AI assistant.

*Post-Task Interview.* Right after completing the solution-building tasks, we conducted a semi-structured interview where participants reflected on the usability, effectiveness, real-world feasibility and

limitations of the AI assistant, and provided feedback and suggestions.

### 4.3 Analysis

Sessions were recorded (with consent) and transcribed via Zoom, and transcripts were corrected for accuracy. We also captured smartphone screen recordings and extracted all participant–AI conversations. Across nine sessions, we collected 486 quotes about participants’ experiences and interactions. We also used video recordings, along with AI-participant conversation logs and system logs from each session, to generate notes and descriptions for non-verbal interactions that didn’t appear on the transcript, as well as system and AI errors that affected participants’ co-making outcomes and experiences. We inserted these observational notes into the transcripts with timestamps.

Using reflexive thematic analysis [17, 93], two researchers independently coded transcripts from two participants to develop an initial codebook; one researcher then coded the remainder, with iterative updates by consensus. Codes were grouped into themes and sub-themes aligned with our research focus, including groupings based on the different observed use cases and assembled solutions generated with the AI-assisted tangible toolkit as well as usage strategies, concerns, and improvement suggestions for the AI assistant.

## 5 Findings

During the study, participants co-made 14 DIY-ATs with A11yMaker AI, spanning navigation, item search, and environmental awareness tasks (Table 2). We found that the AI assistant played critical roles as a tutor, toolkit expert, and brainstorming partner throughout the physical DIY-AT co-making process, enabling participants to navigate the complexity of the distributed toolkit. However, our study also revealed significant challenges in PVI-AI co-making: we observed A11yMaker AI often failed to clarify the toolkit limitations, resolve ambiguity, or avoid hallucinating capabilities—issues that point to design opportunities for more proactive, transparent, and accessible AI support in tangible co-design. In this section, we present the benefits and challenges of A11y Maker AI to surface key design considerations for future GAI co-making agents for PVI.

### 5.1 Roles of AI assistant in Co-making

Through observing participants co-make physical, custom AT solutions with the AI assistant, we found that the AI assistant played several useful roles: acting as a patient tutor and toolkit expert, and helping participants translate needs into workable DIY-AT configurations.

*5.1.1 AI as always-available toolkit expert and trainer.* Participants often treated the AI assistant as a just-in-time trainer and toolkit expert (P1, P2, P4, P5, P9): asking how modules worked when brainstorming a DIY-AT (e.g., P9 asked the AI about what objects the Camera Module could detect, and P5 asked how many events would the toolkit allow them to chain together) or requesting clarification on how their built DIY-AT worked (P1, P2, P4). P2 highlighted the benefits of the AI assistant being always-available: “it was nice to be able to ask the AI questions when I had them...when learning new



**Table 1: Individual study participant information, including gender, age, visual ability, and self-reported experience with assistive technology (AT) and AI.**

ID	Age / Sex	Visual Ability	Experience with AT	Experience with AI
P1	26 / F	Low vision	Cane, screen reader	Seeing AI
P2	71 / M	Blind	Screen reader	Bixby Vision, Gemini
P3	82 / M	Low vision	Cane, magnifier	None
P4	55 / M	Low vision	Screen reader, text-to-speech tools	Seeing AI
P5	32 / M	Low vision	Cane, magnifier, color adjustment, bump dots	Bixby Vision, Seeing AI, Gemini, Copilot
P6	44 / F	Blind	Cane, screen reader	None
P7	30 / F	Low vision	Screen reader, VoiceOver, braille display	Seeing AI, Be My Eyes, ChatGPT
P8	71 / F	Blind	Magnifier, CCTV	None
P9	35 / F	Low vision	Cane, screen reader, VoiceOver, braille display, Alexa, GPS	Seeing AI, Be My Eyes, Meta AI

AT, like my JAWS screen reader, I found it really important to have hands-on help. However, it's only like availability based. And so my availability and [the expert's] and to make them line up is not that easy and so that would be my biggest thing is just like these are tools that I need and yet it's really hard to find the time to learn how to use them properly...It's nice that you don't need to schedule time with the AI." Some participants (P1, P9) also felt an always-available AI expert made them more independent, "My resistance would be to use a live person, as I don't want to take up other people's time... I try and do stuff myself" (P1).

Besides toolkit expert, some participants also used A11yMaker AI as a general-knowledge expert, providing suggestions on visual information that they may not have experience with. For example, some participants (P1, P2, P9) weren't familiar with what visual-based thresholds might make sense when setting up their DIY-ATs, such as distance and light intensity, and they found it useful to just ask AI "what value would make the most sense in this setting?"

**5.1.2 AI as brainstorming partner and idea starter.** We also saw evidence of how A11yMaker AI acted as a bridge between participants' layperson needs and technical toolkit setup. Some participants reflected on how they didn't initially know where to start with the complex toolkit for a certain need they had in mind (P1, P3, P4). For example, P1 reported that they sometimes forgot to blow out their candles (due to low light sensitivity) and wanted to build a DIY-AT that could help, but initially weren't sure how to address this using the toolkit. So P1 started by mentioning their challenges to A11yMaker AI and followed the first solution suggested by A11yMaker AI to create a solution: a DIY-AT that generated vibration feedback when a light module still detected light from the candle while the room exiting motion was detected by a motion module, indicating that P1 had left the room but forgot to blow out the candle. P1 later reflected, "I kind of have trouble like I don't know if conceptualizing it is the right [word], but like putting it into practical uses...that's the nice thing about the [AI], though, is like here's what I'm having difficulty with, 'what do you suggest?' It's like a team" (P1). P3 further highlighted the complexity of the toolkit and how the AI assistant abstracting away this complexity was especially useful for a lot of their fellow senior friends who were also not technically savvy.

## 5.2 Misunderstanding between AI and PVI

Besides the benefits, we observed multiple cases where AI suggested misleading solutions, highlighting AI barriers when co-making with PVI. We elaborate four major reasons that led to the misunderstanding between AI and PVI.

**5.2.1 AI overlooking toolkit limitation.** Participants (e.g., P1, P2, P4) sometimes asked for solutions that could not be supported by the tangible toolkit. However, instead of proactively communicating the toolkit capability, we observed that A11yMaker AI often presented problematic solutions that cannot be fulfilled, leaving participants to discover shortcomings later by themselves. For instance, P1 asked for help locating a bus stop. While the toolkit supported recognition of humans and certain objects, it could not recognize a bus stop or a bus stop sign. However, the AI assistant proposed "setting up the camera module to detect any kind of sign, which might help in identifying the bus stop sign if it has recognizable features."

While some participants accepted the problematic solutions, others challenged the AI assistant based on their prior experience. For example, P2 asked for locating the toilet, but the AI assistant only vaguely suggested using the camera to detect the toilet. P2 further pressed "How would you determine if I'm aiming correctly or not?" and the AI assistant then made it clear that the suggestion was not workable. This indicated that the current AI assistant only reacted to limitations passively instead of proactively communicating them with the user.

**5.2.2 AI oversimplifying PVI's needs.** The assistant sometimes oversimplified a problem without considering PVI's unique needs. For example, P3, P6, and P9 all needed help in finding specific items in their environments. In response, the AI assistant suggested using the camera module to detect that object, for example, "detect things like outlets using visual recognition" (suggested by A11yMaker AI to P9). However, it overlooked that PVI may need additional instructions on where the object is and how to reach it beyond the existence of the object in the camera frame.

Interestingly, despite AI proposing imperfect solutions, we observed that some participants proactively question AI's suggestion to refine the solution. For example, P4 wanted to identify the "Badger Bus," a specific greyhound bus that is labeled "Badger Bus" in

**Table 2: Detailed use scenarios, proposed solutions, and modules identified and utilized by participants during the user study.**

ID	Scenario	Solution Description	Sensing Module Used	Feedback Module Used
P1	Navigating to the bus stop	User will receive a vibration alert when the camera sees a sign (general signs).	Camera	Vibration
	Determining if candles have been blown out	Using a light sensor to monitor changes in light intensity.	Light	LED Display
P2	Creating a tool belt that tells distance from large objects	Distance module attached to user via Velcro belt; sound alerts within 2 meters.	Distance	Sound
P3	Finding a TV in a store	Vibration alert triggered when the camera detects a TV.	Camera	Vibration
P4	Detecting a person at the door	Sound alert triggered when the camera detects a person at the door.	Camera	Sound
	Identifying a specific bus	OCR used to scan bus text for identification (unfinished task).	Camera	N/A
P5	Notifying the user when a person appears	Sound alert triggered when the camera detects a person.	Camera	Sound
	Reminding the user if lights are on/off	Sound alert when detected light intensity crosses threshold.	Light	Sound
P6	Finding shampoo in a grocery store	Vibration alert triggered when the camera detects a shampoo bottle.	Camera	Vibration
P7	Finding a dropped water bottle	Sound alert triggered upon camera detection of water bottle.	Camera	Sound
P8	Detecting nearby obstacles	Vibration alert triggered when an obstacle is detected within 1000 mm.	Distance	Vibration
P9	Finding an electrical outlet	Vibration alert triggered when the camera detects an outlet.	Camera	Vibration
	Finding a cell phone	Camera detects cell phone, triggers vibration; distance module measures proximity	Camera	Vibration
	Monitor room temperature and provide periodic updates	Temperature module tracks temperature; periodic sound alerts.	Temperature	Sound

big letters on the side of the bus. In response to the AI suggestion that simply alerting P4 when the camera module reads “Badger Bus,” P4 brought up an important edge case—what if they stand too close to the bus or at the wrong angle: *“This is a very big bus, big words. I would have to stand pretty far away for you to be able to scan it. It’s not like scanning a sheet of paper”* (P4). Only after P4 surfaced this issue did the AI acknowledge that text detection may struggle with very large moving text and suggested alternatives, such as scanning text near the bus door.

This exchange highlights how the AI assistant failed to anticipate obvious limitations from a non-visual perspective and how PVI’s prior experience and feedback can help further improve the AI suggestions, emphasizing the importance of the collaborative efforts from AI and PVI.

**5.2.3 AI hallucinating toolkit capabilities.** The AI assistant sometimes hallucinated toolkit capabilities—presenting features that did not exist as if they were real—which left participants confused about why their solutions failed (P1, P7, P9). For example, while brainstorming with P1 about detecting bus stop signs, the AI assistant mistakenly suggested that P1 could train the camera module to recognize the signs, even though this was not part of the toolkit’s pretrained classes. In another case, the AI assistant told P9 that it would *“set up the toolkit to receive periodic updates from the temperature module through the sound module,”* even though the sound module could not verbally report temperature readings.

Hallucinations also appeared during use. P7 co-made a DIY-AT to detect a dropped water bottle, which triggered a sound alert when the bottle was in the camera module’s view. After detection, P7 asked, *“I think we are seeing the water bottle. Where is it exactly?”*



and the AI assistant responded with *“To help pinpoint the exact location, try moving the camera module slowly in the direction where the sound is strongest,”* hallucinating that the sound module was attached to the bottle.

These cases illustrate that abstraction can backfire when errors are hidden. While lowering technical barriers is important, abstraction should not come at the cost of transparency. PVI need ways to judge for themselves when the AI assistant is hallucinating or when the toolkit is misconfigured, rather than being left unaware of why their solutions fail.

**5.2.4 AI lacking proactive actions to resolve ambiguity.** Another recurring issue was that the AI assistant failed to clarify ambiguous input from participants. When participants used vague or unconventional wording, the AI assistant often interpreted it literally rather than probing for clarification, which led to irrelevant or confusing responses (P1, P2, P5, P6). For example, P5 repeatedly asked about “detaching” the LED module to substitute it with different feedback. The AI assistant treated this as physically removing the module and replied with instructions to unplugging it, rather than recognizing that as swapping feedback modalities. Due to the lack of questions for clarity by the AI assistant, the conversation stalled, leaving P5 without a usable solution. This pattern shows how easily misunderstandings could have been avoided if the AI assistant had proactively checked for user intent—asking simple clarifying questions when input was unclear. By failing to do so, the AI assistant left participants responsible for repairing breakdowns in mutual understanding.

### 5.3 Spatial and Visual Scaffolding in Tangible Co-making

In the physical, DIY-AT co-making process, we observed instances where PVI struggled to design and set up a solution that fully addressed their needs due to a lack of spatial/visual guidance from the LLM-based conversational assistant. Participants sometimes had difficulty orienting the modules correctly, verifying whether or not the components were active, or installing them without asking the researcher present for sighted assistance.

**5.3.1 AI not supporting properly placing and orienting the physical modules.** The AI assistant did not provide adequate support for placing and orienting modules, leaving participants unsure how to correctly set up components during co-making (P5, P6, P7, P8). For instance, P6 wanted to use the motion module to detect whether their bag had been moved. The AI assistant only suggested *“Let’s position [the motion module] with the bump facing your bag to detect any movement,”* but P6 still needed sighted confirmation from the researcher to ensure that the placement was correct. P8 also experienced orientation difficulties, initially holding the distance module backward while attempting to detect obstacles, and required correction from the researcher. During the same task, P8 also assumed she could place the distance sensor in her pocket, not realizing this would obstruct it, until the researcher explained that the sensor needs a clear line of sight to detect obstacles. Even P7, who did not misplace a module, was initially unsure how to hold the camera without covering the lens.

As highlighted by P6 and P8, participants wanted the AI assistant to act more like a sighted guide: *“If you were holding it the wrong way..., the AI assistant wouldn’t even know if you were holding it the wrong way”* (P8); *“it would be really nice if the AI assistant could see if it’s the right way and let you know”* (P6). These orientation challenges highlight the need for AI systems to provide accessible feedback during installation—for example, by verifying that modules are properly oriented, alerting users when sensors are obstructed, and otherwise supporting steps that would typically rely on vision.

**5.3.2 AI lacking proactive, visual awareness of the toolkit states.** Another challenge was that the AI assistant did not provide enough visibility into the state of the toolkit. When modules malfunctioned, such as running out of battery or disconnecting unexpectedly, participants were left guessing what might have gone wrong. For example, when P5 tried to locate a module by triggering a sound, no feedback was produced. P5 was unsure if the module was battery-dead or simply located outside the room and out of range. The AI assistant did not clarify the situation, leaving P5 to troubleshoot blindly. These cases highlight the need for the AI assistant to surface real-time information about module states. Proactive awareness—for example, notifying participants when a module has lost power v.s. gone out of range—would have helped them diagnose failures more quickly, rather than leaving them uncertain about whether the toolkit was functioning.

## 6 Discussion

We found that AI assistance made physical DIY-AT more approachable: participants successfully brainstormed and implemented 14 custom solutions spanning navigation, object search, and environmental awareness. The AI assistant lowered barriers to entry by abstracting away programming details and serving as an “always-available toolkit expert.” However, our findings also showed that the AI assistant played too much of a role as a tool or natural language interface, and not enough as a collaborative, creative co-design partner. Participants often accepted incomplete or hallucinated solutions because the AI assistant did not engage them in questioning uncertainty, refining partial ideas, or considering toolkit limitations and spatial/visual constraints particular to PVI.

These observations extend prior work in two directions. First, they echo findings on misfitting with AI in VAT, where PVI develop strategies to verify and contest AI errors [8]. In the context of creating DIY-ATs with physical toolkits, however, misfits carry different stakes: hallucinations and underdeveloped solutions do not just misinform, but derail the process of building physical systems, leaving participants unable to realize the ATs they intend to build. Second, our observations extend prior systems like ProgramAlly [51], which demonstrates how multimodal representations can support PVI in creating visual access programs. Our findings show that, comparing to co-creating DIY-ATs through smartphone-based visual filtering programs, physical DIY-AT creation introduces additional challenges in spatial orientation, module placement, and hardware constraints, which LLM-based AI assistants must address to function as effective co-design partners.

## 6.1 Designing for Imperfect AI

Across the examples of miscommunication between AI and PVI in our findings, the current tangible DIY-AT toolkit did not always support the tangible DIY-ATs participants aimed to build (e.g., receiving guidance to locate and reach an object). However, the LLM-based AI assistant did not consistently surface these limitations or at times implied capabilities the toolkit did not have, leading PVI to rely on DIY-AT solutions that ultimately did not function as intended. Addressing this issue is essential for aligning LLM-based AI assistants to support PVI in co-creating tangible DIY-ATs, since we believe that no one single toolkit can realistically cover the full range of capabilities that PVI may wish to build [50], and AI hallucination are unlikely be fully resolved in the near future [29].

Taken together, our findings indicate that the key challenge in designing AI for physical DIY-AT lies not in fully preventing hallucinations, but in supporting PVI in identifying, interrogating, and iterating through them. Participants often treated the AI assistant's first suggestion as sufficient, even when it only partially addressed their need (e.g., detecting "any sign" as a proxy for locating a bus stop). This aligns with Zhou *et al.*'s critique of linear "user specifies, AI executes" workflows, which conflict with the inherently nonlinear nature of the design process [119]. Instead, conversational agents must support iterative clarifications, remixing, and alternative exploration. Mapping the framework from Zhou *et al.* [119] onto our setting highlights three priorities: (1) guiding PVI in refining ambiguous needs, (2) reviewing partial solutions to identify gaps, and (3) exposing misunderstandings through back-and-forth question-and-answer mechanisms.

Designing for imperfection also requires mechanisms to mitigate hallucinations. Participants lacked visibility into whether the AI assistant's programming suggestions were actually feasible within the toolkit. This suggests opportunities to ground outputs with program verification—using verified capability schemas, prompting agents to cross-reference suggestions against documentation, or even leveraging multi-agent cross-checking approaches. Rather than eliminating all errors, which is likely impossible, the design goal aims to make errors detectable, explainable, and recoverable.

While A11yMaker AI is equipped with knowledge about system capabilities and limitations through prompt engineering, we acknowledge that further prompt engineering will also help in preventing the shortcomings observed in 5.1. However, it is hard to guarantee that there will be no LLM errors—as evidenced by other explorations of LLM-based AI interfaces for programming IoT devices [6].

## 6.2 Balancing Power and Abstraction

As Li *et al.* argued, abstractions in design tools both empower and constrain: they give users "power-to" act but also exert "power-over" by shaping how users can act [71]. Our LLM-based AI assistant abstracted low-level programming to enable rapid prototyping, but it also hid details that would have helped PVI notice when the AI hallucinated or when the tangible toolkit could not fully support the DIY-AT solutions they wished to build—ultimately prohibiting the proposed solution from fully aligning with their goals.

The long tail of DIY-ATs that PVI may want to build and personalize is extensive [50], and we expect additional use cases beyond

the scope of such a tangible DIY-AT toolkit. With the current state of LLMs, logic/programming errors caused by LLMs may exist, as evidenced in our study and other explorations of LLM-based AI interfaces for programming IoT devices [6]. For an AI-assisted physical DIY-AT toolkit, the implication is that AI assistants should not only simplify but also give PVI more transparency and control when errors occur or the toolkit has limitations. Future designs should enable users move smoothly cross levels of abstraction—whether by exposing reasoning traces, enabling selective verification of toolkit capabilities, or providing layered representations (as explored in ProgramAlly [51]), where users can toggle between natural language instructions, block-based logic, and capability schemas.

Designing AI as an equal co-design partner, therefore, requires rebalancing power: not removing complexity altogether, but making it accessible, negotiable, and inspectable, so that PVI can contest, refine, and redirect the AI assistant's suggestions.

## 6.3 The Opportunity for the AI to be a Sighted Guide

Finally, our study revealed a unique design opportunity for physical co-making: the potential role of the AI assistant as a sighted guide. Participants frequently struggled with module placement and orientation, asking, "*Did I place this right?*"—a question the AI assistant could not answer without visual or spatial awareness. This limitation suggests extending conversational agents with multimodal input (e.g., cameras or AR glasses) so that they can provide iterative, situated guidance during setup and troubleshooting.

Prior work on VAT shows that Blind users already contest and adapt around AI errors in visual tasks. Extending this capacity into physical DIY-AT solutions requires AI that not only provides verbal scaffolding but also situational awareness—for example, noticing when a module is backward, when a module is disconnected or has died, or when a sensor's placement will not yield reliable results. In short, physical co-making underscores how accessibility needs are not only informational but also embodied, necessitating AI systems that collaborate in both conversation and physical space. With research moving towards multimodal LLMs with real-time spatial understanding of the environment that the user is situated [74, 75], we envision in the future GAI possibly acting as an always available, sighted toolkit expert and brainstorming partner that can contextualize the tangible DIY-ATs by proactively providing spatial-aware instructions and feedback—for example, "*on the ledge by the door seems like a good place to put the motion sensor while still being close enough to the door.*"

## 6.4 Limitations and Future Work

Below, we discuss limitations in our study methodology and A11yMaker AI prototype, as well as future directions of work. During the Solution-Building phase of our user study, some participants needed help from the researcher brainstorming personal access challenges they wanted to try co-making a tangible DIY-AT for using our toolkit probe. We recognize that conducting the study in a lab may have limited participants' ability to explore real-world uses of the toolkit, with some participants explicitly remarking that if they could bring the toolkit and AI probe at home, they could better explore using it on personal, every-day challenges. Another limitation

of the current A11yBits system lies in its expressiveness and extensibility. In its current form, A11yMaker AI supports only a limited set of predefined event types, and participants frequently envisioned use cases beyond these capabilities, pointing to the need for greater flexibility. Future work could explore AI-driven code generation to expand system functionality without requiring manual addition of new algorithmic building blocks.

Relatedly, although A11yBits is currently designed as a standalone toolkit, participants expressed interest in integrating it with existing smart and IoT devices to further expand creative possibilities. Participants did not view the smartphone as a replacement for existing modules, but rather as a complementary component that preserves the distributed nature of the toolkit. Many PVI already rely on smartphones, smart speakers, and other connected devices in their daily lives, and several participants suggested incorporating the smartphone itself as an additional module due to its rich sensing and feedback capabilities. This is something that future work could explore.

## 7 Conclusion

In this work, we examined how PVI engage with an-LLM-based conversational assistant during the co-making of physical DIY-AT solutions and reported insights from an exploratory study with nine PVI participants. Our findings highlight both opportunities and challenges in the co-making of tangible DIY-ATs with conversational AI: the need for greater spatial and visual support (*i.e.* multimodal support), strategies for mitigating AI errors, and implications for designing more accessible AI-assisted prototyping.

## Acknowledgments

This research, in part, was supported by an NSF Graduate Research Fellowship for Ben Kosa. Thank you to all of our participants and members of the AI-Assisted Vision Mini-Workshop at the University of Wisconsin–Madison<sup>2</sup> for their valuable insight. Thank you to the members of the MadAbility Lab for their feedback.

## References

- [1] Chadia Abras, Diane Maloney-Krichmar, Jenny Preece, et al. 2004. User-centered design. *Bainbridge, W. Encyclopedia of Human-Computer Interaction*. Thousand Oaks: Sage Publications 37, 4 (2004), 445–456.
- [2] Rudaiba Adnin and Maitraye Das. 2024. "I look at it as the king of knowledge": How Blind People Use and Understand Generative AI Tools. In *Proceedings of the 26th International ACM SIGACCESS Conference on Computers and Accessibility*. 1–14.
- [3] Leila Aflatoony, Mixuan Li, Yiyun Zhang, Irene Jacob, Shujian Xu, Ziqi Tang, and Andre Grossberg. 2025. Exploring AI-Fabrication in Shaping the Future of DIY-AT Design: Insights from Makers. In *Proceedings of the 27th International ACM SIGACCESS Conference on Computers and Accessibility (ASSETS '25)*. Association for Computing Machinery, New York, NY, USA, Article 6, 15 pages. doi:10.1145/3663547.3746343
- [4] Dragan Ahmetovic, Cole Gleason, Chengxiong Ruan, Kris Kitani, Hironobu Takagi, and Chieko Asakawa. 2016. NavCog: a navigational cognitive assistant for the blind. In *Proceedings of the 18th International Conference on Human-Computer Interaction with Mobile Devices and Services*. 90–99.
- [5] Dragan Ahmetovic, Daisuke Sato, Uran Oh, Tatsuya Ishihara, Kris Kitani, and Chieko Asakawa. 2020. Recog: Supporting blind people in recognizing personal objects. In *Proceedings of the 2020 CHI Conference on Human Factors in Computing Systems*. 1–12.
- [6] Harith Al-Safi, Harith Ibrahim, and Paul Steenson. 2025. Vega: LLM-Driven Intelligent Chatbot Platform for Internet of Things Control and Development. *Sensors* 25, 12 (2025). doi:10.3390/s25123809
- [7] Rahaf Alharbi, Pa Lor, Jaylin Herskovitz, Sarita Schoenebeck, and Robin N. Brewer. 2024. Misfitting With AI: How Blind People Verify and Contest AI Errors. In *Proceedings of the 26th International ACM SIGACCESS Conference on Computers and Accessibility (St. John's, NL, Canada) (ASSETS '24)*. Association for Computing Machinery, New York, NY, USA, Article 61, 17 pages. doi:10.1145/3663548.3675659
- [8] Rahaf Alharbi, Pa Lor, Jaylin Herskovitz, Sarita Schoenebeck, and Robin N. Brewer. 2024. Misfitting With AI: How Blind People Verify and Contest AI Errors. In *Proceedings of the 26th International ACM SIGACCESS Conference on Computers and Accessibility*. 1–17.
- [9] Saleema Amershi, Dan Weld, Mihaela Vorvoreanu, Adam Fourney, Besmira Nushi, Penny Collisson, Jina Suh, Shamsi Iqbal, Paul N. Bennett, Kori Inkpen, Jaime Teevan, Ruth Kikin-Gil, and Eric Horvitz. 2019. Guidelines for Human-AI Interaction. In *Proceedings of the 2019 CHI Conference on Human Factors in Computing Systems*. ACM, Glasgow, Scotland Uk, 1–13. doi:10.1145/3290605.3300233
- [10] Gregor Behnke, Marvin Schiller, Matthias Kraus, Pascal Bercher, Mario Schmautz, Michael Dorna, Michael Dambier, Wolfgang Minker, Birte Glimm, and Susanne Biundo. 2019. Alice in DIY wonderland or: Instructing novice users on how to use tools in DIY projects. *AI Communications* 32, 1 (2019), 31–57.
- [11] Cynthia L. Bennett, Renee Shelby, Negar Rostanzadeh, and Shaun K Kane. 2024. Painting with Cameras and Drawing with Text: AI Use in Accessible Creativity. In *Proceedings of the 26th International ACM SIGACCESS Conference on Computers and Accessibility*. 1–19.
- [12] Pascal Bercher, Gregor Behnke, Matthias Kraus, Marvin Schiller, Dietrich Manstetten, Michael Dambier, Michael Dorna, Wolfgang Minker, Birte Glimm, and Susanne Biundo. 2021. Do it yourself, but not alone: companion-technology for home improvement—bringing a planning-based interactive DIY assistant to life. *KI-Künstliche Intelligenz* 35, 3 (2021), 367–375.
- [13] Jeffrey P Bigham, Chandrika Jayant, Hanjie Ji, Greg Little, Andrew Miller, Robert C Miller, Robin Miller, Aubrey Tatarowicz, Brandyn White, Samuel White, et al. 2010. Vizwiz: nearly real-time answers to visual questions. In *Proceedings of the 23rd annual ACM symposium on User interface software and technology*. 333–342.
- [14] Jeffrey P Bigham, Chandrika Jayant, Andrew Miller, Brandyn White, and Tom Yeh. 2010. VizWiz:: Locatelt-enabling blind people to locate objects in their environment. In *2010 IEEE Computer Society Conference on Computer Vision and Pattern Recognition-Workshops*. IEEE, 65–72.
- [15] Roger Boldu, Alexandru Dancu, Denys J.C. Matthies, Thisum Buddhika, Shamane Siriwardhana, and Suranga Nanayakkara. 2018. FingerReader2.0: Designing and Evaluating a Wearable Finger-Worn Camera to Assist People with Visual Impairments While Shopping. *Proc. ACM Interact. Mob. Wearable Ubiquitous Technol.* 2, 3, Article 94 (sep 2018), 19 pages. doi:10.1145/3264904
- [16] Erin Brady, Meredith Ringel Morris, Yu Zhong, Samuel White, and Jeffrey P Bigham. 2013. Visual challenges in the everyday lives of blind people. In *Proceedings of the SIGCHI conference on human factors in computing systems*. 2117–2126.
- [17] Virginia Braun and Victoria Clarke. 2006. Using thematic analysis in psychology. *Qualitative research in psychology* 3, 2 (2006), 77–101.
- [18] Craig Brown and Amy Hurst. 2012. VizTouch: automatically generated tactile visualizations of coordinate spaces. In *Proceedings of the Sixth International Conference on Tangible, Embedded and Embodied Interaction*. 131–138.
- [19] Erin Buehler, Stacy Branham, Abdullah Ali, Jeremy J Chang, Megan Kelly Hofmann, Amy Hurst, and Shaun K Kane. 2015. Sharing is caring: Assistive technology designs on thingiverse. In *Proceedings of the 33rd Annual ACM Conference on Human Factors in Computing Systems*. 525–534.
- [20] Erin Buehler, Stacy Branham, Abdullah Ali, Jeremy J. Chang, Megan Kelly Hofmann, Amy Hurst, and Shaun K. Kane. 2015. Sharing is Caring: Assistive Technology Designs on Thingiverse. In *Proceedings of the 33rd Annual ACM Conference on Human Factors in Computing Systems (Seoul, Republic of Korea) (CHI '15)*. Association for Computing Machinery, New York, NY, USA, 525–534. doi:10.1145/2702123.2702525
- [21] Erin Buehler, Amy Hurst, and Megan Hofmann. 2014. Coming to grips: 3D printing for accessibility. In *Proceedings of the 16th International ACM SIGACCESS Conference on Computers & Accessibility (Rochester, New York, USA) (ASSETS '14)*. Association for Computing Machinery, New York, NY, USA, 291–292. doi:10.1145/2661334.2661345
- [22] Tilanka Chandrasekera, Zahrasadat Hosseini, and Ubhaya Perera. 2024. Can artificial intelligence support creativity in early design processes? *International Journal of Architectural Computing* (2024), 14780771241254637.
- [23] Kaixin Chen, Yongzhi Huang, Yicong Chen, Haobin Zhong, Lihua Lin, Lu Wang, and Kaishun Wu. 2022. LiSee: A Headphone That Provides All-Day Assistance for Blind and Low-Vision Users to Reach Surrounding Objects. *Proc. ACM Interact. Mob. Wearable Ubiquitous Technol.* 6, 3, Article 104 (sep 2022), 30 pages. doi:10.1145/3550282
- [24] Qiyu Chen, Richa Mishra, Dina El-Zanfaly, and Kris Kitani. 2023. Origami Sensei: mixed reality AI-assistant for creative tasks using hands. In *Companion Publication of the 2023 ACM Designing Interactive Systems Conference*. 147–151.

<sup>2</sup><https://www.cs.wisc.edu/ai-assisted-vision-mini-workshop/>

- [25] Arnavi Chheda-Kothary, Ritesh Kanchi, Chris Sanders, Kevin Xiao, Aditya Sengupta, Melanie Kneitmix, Jacob O Wobbrock, and Jon E Froehlich. 2025. ArtInsight: Enabling AI-Powered Artwork Engagement for Mixed Visual-Ability Families. In *Proceedings of the 30th International Conference on Intelligent User Interfaces*. 190–210.
- [26] Sutanay Choudhury, Khushbu Agarwal, Colby Ham, and Suzanne Tamang. 2023. MediSage: An AI Assistant for Healthcare via Composition of Neural-Symbolic Reasoning Operators. In *Companion Proceedings of the ACM Web Conference 2023*. 258–261.
- [27] Luigina Cioffi, Gabriela Avram, Laura Maye, Nick Dulake, Mark T Marshall, Dick van Dijk, and Fiona McDermott. 2016. Articulating co-design in museums: Reflections on two participatory processes. In *Proceedings of the 19th ACM conference on computer-supported cooperative work & social computing*. 13–25.
- [28] Jodie Copley and Jenny Ziviani. 2004. Barriers to the use of assistive technology for children with multiple disabilities. *Occupational therapy international* 11, 4 (2004), 229–243.
- [29] Manuel Cossio. 2025. A comprehensive taxonomy of hallucinations in large language models. *arXiv preprint arXiv:2508.01781* (2025).
- [30] Hai Dang, Ben Lafreniere, Tovi Grossman, Kashyap Todt, and Michelle Li. 2025. Authoring LLM-Based Assistance for Real-World Contexts and Tasks. In *Proceedings of the 30th International Conference on Intelligent User Interfaces*. 211–230.
- [31] Melissa Dawe. 2006. Desperately seeking simplicity: how young adults with cognitive disabilities and their families adopt assistive technologies. In *Proceedings of the SIGCHI conference on Human Factors in computing systems*. 1143–1152.
- [32] Shohreh Deldari, Mohammad Goudarzi, Aditya Joshi, Arash Shaghghi, Simon Finn, Flora D Salim, and Sanjay Jha. 2024. AuditNet: A Conversational AI-based Security Assistant. *arXiv preprint arXiv:2407.14116* (2024).
- [33] Julie Ducasse, Marc JM Macé, Marcos Serrano, and Christophe Jouffrais. 2016. Tangible reels: construction and exploration of tangible maps by visually impaired users. In *Proceedings of the 2016 CHI conference on human factors in computing systems*. 2186–2197.
- [34] Be My Eyes. 2023. Introducing: Be My AI. <https://www.bemyeyes.com/blog/introducing-be-my-ai/>. Accessed: 2025-04-10.
- [35] Nobuo Ezaki, Kimiyasu Kiyota, Bui Truong Minh, Marius Bulacu, and Lambert Schomaker. 2005. Improved text-detection methods for a camera-based text reading system for blind persons. In *Eighth International Conference on Document Analysis and Recognition (ICDAR '05)*. IEEE, 257–261.
- [36] Faraz Faruqi, Ahmed Katary, Tarik Hasic, Amira Abdel-Rahman, Nayeemur Rahman, Leandra Tejedor, Mackenzie Leake, Megan Hofmann, and Stefanie Mueller. 2023. Style2Fab: Functionality-Aware Segmentation for Fabricating Personalized 3D Models with Generative AI. In *Proceedings of the 36th Annual ACM Symposium on User Interface Software and Technology* (San Francisco, CA, USA) (UIST '23). Association for Computing Machinery, New York, NY, USA, Article 22, 13 pages. doi:10.1145/3586183.3606723
- [37] Vinitha Gadiraju, Shaun Kane, Sunipa Dev, Alex Taylor, Ding Wang, Remi Denton, and Robin Brewer. 2023. "I wouldn't say offensive but...": Disability-Centered Perspectives on Large Language Models. In *Proceedings of the 2023 ACM Conference on Fairness, Accountability, and Transparency* (Chicago, IL, USA) (FAccT '23). Association for Computing Machinery, New York, NY, USA, 205–216. doi:10.1145/3593013.3593989
- [38] Bhanuka Gamage, Thanh-Toan Do, N. Price, A. Lowery, and Kim Marriott. 2023. What do Blind and Low-Vision People Really Want from Assistive Smart Devices? Comparison of the Literature with a Focus Study. *Proceedings of the 25th International ACM SIGACCESS Conference on Computers and Accessibility* (2023). <https://api.semanticscholar.org/CorpusId:264307048>
- [39] Difei Gao, Siyuan Hu, Qinghong Lin, and Mike Zheng Shou. 2024. AssistGPT: Towards Multi-modal Agent for Human-Centric AI Assistant. In *Proceedings of the 5th International Workshop on Human-centric Multimedia Analysis*. 3–5.
- [40] Alejandra Garrido, Sergio Firmenich, Gustavo Rossi, Julian Grigera, Nuria Medina-Medina, and Ivana Harari. 2012. Personalized web accessibility using client-side refactoring. *IEEE Internet Computing* 17, 4 (2012), 58–66.
- [41] Emilie Giles and Janet Van Der Linden. 2015. Imagining future technologies: eTextile weaving workshops with blind and visually impaired people. In *Proceedings of the 2015 ACM SIGCHI Conference on Creativity and Cognition*. 3–12.
- [42] Kate Glazko, Yusuf Mohammed, Ben Kosa, Venkatesh Potluri, and Jennifer Mankoff. 2024. Identifying and Improving Disability Bias in GPT-Based Resume Screening. In *Proceedings of the 2024 ACM Conference on Fairness, Accountability, and Transparency* (Rio de Janeiro, Brazil) (FAccT '24). Association for Computing Machinery, New York, NY, USA, 687–700. doi:10.1145/3630106.3658933
- [43] Kate S Glazko, Momona Yamagami, Aashaka Desai, Kelly Avery Mack, Venkatesh Potluri, Xuhai Xu, and Jennifer Mankoff. 2023. An autoethnographic case study of generative artificial intelligence's utility for accessibility. In *Proceedings of the 25th International ACM SIGACCESS Conference on Computers and Accessibility*. 1–8.
- [44] Ricardo E Gonzalez Penuela, Jazmin Collins, Cynthia Bennett, and Shiri Azenkot. 2024. Investigating use cases of ai-powered scene description applications for blind and low vision people. In *Proceedings of the 2024 CHI Conference on Human Factors in Computing Systems*. 1–21.
- [45] Anhong Guo, Xiang'Anthony' Chen, Haoran Qi, Samuel White, Suman Ghosh, Chieko Asakawa, and Jeffrey P Bigham. 2016. Vizlens: A robust and interactive screen reader for interfaces in the real world. In *Proceedings of the 29th annual symposium on user interface software and technology*. 651–664.
- [46] Foad Hamidi, Patrick Mbullo, Deurence Onyango, Michaela Hynie, Susan McGrath, and Melanie Baljko. 2018. Participatory design of DIY digital assistive technology in Western Kenya. In *Proceedings of the Second African Conference for Human Computer Interaction: Thriving Communities*. 1–11.
- [47] Giles Hamilton-Fletcher, James Alvarez, Marianna Obrist, and J. Ward. 2019. SoundSight: a mobile sensory substitution device that sonifies colour, distance, and temperature. *Journal on Multimodal User Interfaces* 16 (2019), 107 – 123. <https://api.semanticscholar.org/CorpusId:240594991>
- [48] Liwen He, Yifan Li, Mingming Fan, Liang He, and Yuhang Zhao. 2023. A Multimodal Toolkit to Support DIY Assistive Technology Creation for Blind and Low Vision People. In *Adjunct Proceedings of the 36th Annual ACM Symposium on User Interface Software and Technology* (San Francisco, CA, USA) (UIST '23 Adjunct). Association for Computing Machinery, New York, NY, USA, Article 3, 3 pages. doi:10.1145/3586182.3616646
- [49] Jaylin Herskovitz. 2024. DIY Assistive Software: End-User Programming for Personalized Assistive Technology. *ACM SIGACCESS Accessibility and Computing* 137 (2024), 1–1.
- [50] Jaylin Herskovitz, Andi Xu, Rahaf Alharbi, and Anhong Guo. 2023. Hacking, Switching, Combining: Understanding and Supporting DIY Assistive Technology Design by Blind People. (2023).
- [51] Jaylin Herskovitz, Andi Xu, Rahaf Alharbi, and Anhong Guo. 2024. ProgramAlly: Creating Custom Visual Access Programs via Multi-Modal End-User Programming. In *Proceedings of the 37th Annual ACM Symposium on User Interface Software and Technology* (Pittsburgh, PA, USA) (UIST '24). Association for Computing Machinery, New York, NY, USA, Article 85, 15 pages. doi:10.1145/3654777.3676391
- [52] Megan Hofmann, Julie Burke, Jon Pearlman, Goeran Fiedler, Andrea Hess, Jon Schull, Scott E. Hudson, and Jennifer Mankoff. 2016. Clinical and Maker Perspectives on the Design of Assistive Technology with Rapid Prototyping Technologies. In *Proceedings of the 18th International ACM SIGACCESS Conference on Computers and Accessibility* (Reno, Nevada, USA) (ASSETS '16). Association for Computing Machinery, New York, NY, USA, 251–256. doi:10.1145/2982142.2982181
- [53] Megan Kelly Hofmann. 2015. Making Connections: Modular 3D Printing for Designing Assistive Attachments to Prosthetic Devices. In *Proceedings of the 17th International ACM SIGACCESS Conference on Computers & Accessibility* (Lisbon, Portugal) (ASSETS '15). Association for Computing Machinery, New York, NY, USA, 353–354. doi:10.1145/2700648.2811323
- [54] Jonggi Hong, Jaina Gandhi, Ernest Essuah Mensah, Farnaz Zamiri Zeraati, Ebrima Jarjue, Kyungjun Lee, and Hernisa Kacorri. 2022. Blind users accessing their training images in teachable object recognizers. In *Proceedings of the 24th International ACM SIGACCESS Conference on Computers and Accessibility*. 1–18.
- [55] Jonathan Hook, Sanne Verbaan, Abigail Durrant, Patrick Olivier, and Peter Wright. 2014. A study of the challenges related to DIY assistive technology in the context of children with disabilities. In *Proceedings of the 2014 conference on Designing interactive systems*. 597–606.
- [56] Mina Huh and Amy Pavel. 2024. DesignChecker: Visual Design Support for Blind and Low Vision Web Developers. In *Proceedings of the 37th Annual ACM Symposium on User Interface Software and Technology* (Pittsburgh, PA, USA) (UIST '24). Association for Computing Machinery, New York, NY, USA, Article 142, 19 pages. doi:10.1145/3654777.3676369
- [57] Mina Huh, Yi-Hao Peng, and Amy Pavel. 2023. GenAssist: Making image generation accessible. In *Proceedings of the 36th Annual ACM Symposium on User Interface Software and Technology*. 1–17.
- [58] Felix Huppert, Gerold Hoelzl, and Matthias Kranz. 2021. GuideCopter-A precise drone-based haptic guidance interface for blind or visually impaired people. In *Proceedings of the 2021 CHI Conference on Human Factors in Computing Systems*. 1–14.
- [59] Amy Hurst and Shaun Kane. 2013. Making "making" accessible. In *Proceedings of the 12th international conference on interaction design and children*. 635–638.
- [60] Amy Hurst and Jasmine Tobias. 2011. Empowering individuals with do-it-yourself assistive technology. In *The proceedings of the 13th international ACM SIGACCESS conference on Computers and accessibility*. 11–18.
- [61] Zorana Ivcevic and Mike Grandinetti. 2024. Artificial intelligence as a tool for creativity. *Journal of Creativity* 34, 2 (2024), 100079.
- [62] Chandrika Jayant, Hanjie Ji, Samuel White, and Jeffrey P Bigham. 2011. Supporting blind photography. In *The proceedings of the 13th international ACM SIGACCESS conference on Computers and accessibility*. 203–210.
- [63] Youngseung Jeon, Seungwan Jin, Patrick C Shih, and Kyungsik Han. 2021. FashionQ: an ai-driven creativity support tool for facilitating ideation in fashion design. In *Proceedings of the 2021 CHI Conference on Human Factors in Computing Systems*. 1–18.
- [64] Hernisa Kacorri, Kris M Kitani, Jeffrey P Bigham, and Chieko Asakawa. 2017. People with visual impairment training personal object recognizers: Feasibility and challenges. In *Proceedings of the 2017 CHI Conference on Human Factors in*

- Computing Systems*. 5839–5849.
- [65] Anja Kintsch and Rogerio DePaula. 2002. A framework for the adoption of assistive technology. *SWAAC 2002: Supporting learning through assistive technology* 3 (2002), 1–10.
  - [66] Stacey Kuznetsov and Eric Paulos. 2010. Rise of the expert amateur: DIY projects, communities, and cultures. In *Proceedings of the 6th Nordic conference on human-computer interaction: extending boundaries*. 295–304.
  - [67] Lila F Laux, Peter R McNally, Michael G Paciello, and Gregg C Vanderheiden. 1996. Designing the World Wide Web for people with disabilities: a user centered design approach. In *Proceedings of the second annual ACM conference on Assistive technologies*. 94–101.
  - [68] Seonghee Lee, Maho Kohga, Steve Landau, Sile O'Modhrain, and Hari Subramonyam. 2024. AltCanvas: A Tile-Based Editor for Visual Content Creation with Generative AI for Blind or Visually Impaired People. In *Proceedings of the 26th International ACM SIGACCESS Conference on Computers and Accessibility*. 1–22.
  - [69] Kevin Lefevre, Sören Totzauer, Andreas Bischof, Albrecht Kurze, Michael Storz, Lisa Ullmann, and Arne Berger. 2016. Loaded dice: exploring the design space of connected devices with blind and visually impaired people. In *Proceedings of the 9th Nordic Conference on Human-Computer Interaction*. 1–10.
  - [70] Franklin Mingzhe Li, Jamie Dorst, Peter Cederberg, and Patrick Carrington. 2021. Non-Visual Cooking: Exploring Practices and Challenges of Meal Preparation by People with Visual Impairments. In *The 23rd International ACM SIGACCESS Conference on Computers and Accessibility*. 1–11.
  - [71] Jingyi Li, Eric Rawn, Jacob Ritchie, Jasper Tran O'Leary, and Sean Follmer. 2023. Beyond the Artifact: Power as a Lens for Creativity Support Tools. In *Proceedings of the 36th Annual ACM Symposium on User Interface Software and Technology* (San Francisco, CA, USA) (*UIST '23*). Association for Computing Machinery, New York, NY, USA, Article 47, 15 pages. doi:10.1145/3586183.3606831
  - [72] Mixuan Li and Leila Aflatoon. 2024. Exploring the Potential of Generative AI in DIY Assistive Technology Design by Occupational Therapists. In *Proceedings of the 26th International ACM SIGACCESS Conference on Computers and Accessibility*. 1–6.
  - [73] Y-C Liu, Amareesh Chakrabarti, and Thomas Bligh. 2003. Towards an 'ideal' approach for concept generation. *Design studies* 24, 4 (2003), 341–355.
  - [74] Alexey Magay, Dhurba Tripathi, Yu Hao, and Yi Fang. 2025. A Light and Smart Wearable Platform with Multimodal Foundation Model for Enhanced Spatial Reasoning in People with Blindness and Low Vision. In *ECCV Workshops*. <https://api.semanticscholar.org/CorpusID:278714599>
  - [75] Yongsan Mao, Junhao Zhong, Chuan Fang, Jia Zheng, Rui Tang, Hao Zhu, Ping Tan, and Zihan Zhou. 2025. SpatialLM: Training Large Language Models for Structured Indoor Modeling. *arXiv preprint arXiv:2506.07491* (2025).
  - [76] Aqueasha Martin-Hammond, Foad Hamidi, Tejas Bhalerao, Christian Ortega, Abdullah Ali, Catherine Hornback, Casey Means, and Amy Hurst. 2018. Designing an Adaptive Web Navigation Interface for Users with Variable Pointing Performance. In *Proceedings of the 15th International Web for All Conference* (Lyon, France) (*W4A '18*). Association for Computing Machinery, New York, NY, USA, Article 31, 10 pages. doi:10.1145/3192714.3192818
  - [77] Janis Lena Meissner, John Vines, Janice McLaughlin, Thomas Nappey, Jekaterina Maksimova, and Peter Wright. 2017. Do-it-yourself empowerment as experienced by novice makers with disabilities. In *Proceedings of the 2017 conference on designing interactive systems*. 1053–1065.
  - [78] Sarah Mennicken, Jo Vermeulen, and Elaine M Huang. 2014. From today's augmented houses to tomorrow's smart homes: new directions for home automation research. In *Proceedings of the 2014 ACM international joint conference on pervasive and ubiquitous computing*. 105–115.
  - [79] Microsoft. 2017. Seeing AI. <https://www.microsoft.com/en-us/garage/wall-of-fame/seeing-ai/>. Accessed: 2025-04-10.
  - [80] Joshua Miele. 2016. The Blind Arduino Project. <https://www.ski.org/projects/blind-arduino-project> Accessed: 2025-04-09.
  - [81] Kazunori Minatani. 2019. Smart apps vs. renovated low-tech devices with DIY assistive technology: a case of a banknote identifier for visually impaired people. In *Proceedings of the 5th EAI International Conference on Smart Objects and Technologies for Social Good*. 96–101.
  - [82] Cecily Morrison, Martin Grayson, Rita Faia Marques, Daniela Massiceti, Camilla Longden, Linda Wen, and Edward Cutrell. 2023. Understanding personalized accessibility through teachable ai: designing and evaluating find my things for people who are blind or low vision. In *Proceedings of the 25th International ACM SIGACCESS Conference on Computers and Accessibility*. 1–12.
  - [83] Mukhriddin Mukhiddinov, Akmalbek Bobomirzaevich Abdusalomov, and Jinsoo Cho. 2022. Automatic fire detection and notification system based on improved YOLOv4 for the blind and visually impaired. *Sensors* 22, 9 (2022), 3307.
  - [84] Johanna Okerlund and David Wilson. 2019. DIY assistive technology for others: Considering social impacts and opportunities to leverage HCI techniques. In *Proceedings of FabLearn 2019*. 152–155.
  - [85] World Health Organization. 2022. Blindness and vision impairment. <https://www.who.int/news-room/fact-sheets/detail/blindness-and-visual-impairment>. last accessed 8 Nov 2022.
  - [86] Katherine O'Toole and Emőke-Ágnes Horvát. 2024. Extending human creativity with AI. *Journal of Creativity* 34, 2 (2024), 100080.
  - [87] T Louise-Bender Pape, J Kim, and B Weiner. 2002. The shaping of individual meanings assigned to assistive technology: a review of personal factors. *Disability and rehabilitation* 24, 1-3 (2002), 5–20.
  - [88] Ricardo E Gonzalez Penuela, Ruiying Hu, Sharon Lin, Tanisha Shende, and Shiri Azenkot. 2025. Towards Understanding the Use of MLLM-Enabled Applications for Visual Interpretation by Blind and Low Vision People. *arXiv preprint arXiv:2503.05899* (2025).
  - [89] Minoli Perera. 2024. Enhancing Productivity Applications for People who are Blind using AI Assistants. In *Extended Abstracts of the CHI Conference on Human Factors in Computing Systems* (Honolulu, HI, USA) (*CHI EA '24*). Association for Computing Machinery, New York, NY, USA, Article 432, 6 pages. doi:10.1145/3613905.3638180
  - [90] Betsy Phillips and Hongxin Zhao. 1993. Predictors of assistive technology abandonment. *Assistive technology* 5, 1 (1993), 36–45.
  - [91] Santiago Real and Alvaro Araujo. 2019. Navigation systems for the blind and visually impaired: Past work, challenges, and open problems. *Sensors* 19, 15 (2019), 3404.
  - [92] Marti Lynn Riemer-Reiss. 1997. *Factors associated with assistive technology discontinuance among individuals with disabilities*. University of Northern Colorado.
  - [93] Johnny Saldaña. 2021. *The coding manual for qualitative researchers*. sage.
  - [94] Jaime Sánchez. 2008. User-Centered Technologies for blind children. *Human technology: An Interdisciplinary Journal on Humans in ICT Environments* (2008).
  - [95] Daisuke Sato, Uran Oh, Kakuya Naito, Hironobu Takagi, Kris Kitani, and Chieko Asakawa. 2017. Navcog3: An evaluation of a smartphone-based blind indoor navigation assistant with semantic features in a large-scale environment. In *Proceedings of the 19th International ACM SIGACCESS Conference on Computers and Accessibility*. 270–279.
  - [96] Marcia J Scherer. 2002. The change in emphasis from people to person: introduction to the special issue on Assistive Technology. *Disability and rehabilitation* 24, 1-3 (2002), 1–4.
  - [97] Kristen Shinohara and Jacob O Wobbrock. 2011. In the shadow of misperception: assistive technology use and social interactions. In *Proceedings of the SIGCHI conference on human factors in computing systems*. 705–714.
  - [98] David Sloan, Matthew T. Atkinson, Colin H. C. Machin, and Yunqiu Li. 2010. The potential of adaptive interfaces as an accessibility aid for older web users. In *International Cross-Disciplinary Conference on Web Accessibility*. <https://api.semanticscholar.org/CorpusID:15617896>
  - [99] Andrey Sokolov. 2024. AI Assistant in JetBrains IDE: Insights and Challenges (Invited Talk). In *Proceedings of the 1st ACM International Conference on AI-Powered Software* (Porto de Galinhas, Brazil) (*AIware 2024*). Association for Computing Machinery, New York, NY, USA, 178. doi:10.1145/3664646.3676273
  - [100] Abigale Stangl, Nitin Verma, Kenneth R Fleischmann, Meredith Ringel Morris, and Danna Gurari. 2021. Going beyond one-size-fits-all image descriptions to satisfy the information wants of people who are blind or have low vision. In *Proceedings of the 23rd international ACM SIGACCESS conference on computers and accessibility*. 1–15.
  - [101] Jaime D Steinmetz, Rupert RA Bourne, Paul Svitil Briant, Seth R Flaxman, Hugh RB Taylor, Jost B Jonas, Amir Aberhe Abdoli, Woldu Aberhe Abhrha, Ahmed Abualhasan, Eman Girum Abu-Gharbieh, et al. 2021. Causes of blindness and vision impairment in 2020 and trends over 30 years, and prevalence of avoidable blindness in relation to VISION 2020: the Right to Sight: an analysis for the Global Burden of Disease Study. *The Lancet Global Health* 9, 2 (2021), e144–e160.
  - [102] Sarit Szpiro, Yuhang Zhao, and Shiri Azenkot. 2016. Finding a store, searching for a product: a study of daily challenges of low vision people. In *Proceedings of the 2016 ACM International Joint Conference on Pervasive and Ubiquitous Computing*. 61–72.
  - [103] Nick Taylor, Ursula Hurley, and Philip Connolly. 2016. Making community: the wider role of makerspaces in public life. In *Proceedings of the 2016 CHI Conference on human factors in Computing systems*. 1415–1425.
  - [104] Danielle R Thomas, Jionghao Lin, Erin Gatz, Ashish Gurung, Shivang Gupta, Kole Norberg, Stephen E Fancsali, Vincent Aleven, Lee Branstetter, Emma Brunskill, and Kenneth R Koedinger. 2024. Improving Student Learning with Hybrid Human-AI Tutoring: A Three-Study Quasi-Experimental Investigation. In *Proceedings of the 14th Learning Analytics and Knowledge Conference* (Kyoto, Japan) (*LAK '24*). Association for Computing Machinery, New York, NY, USA, 404–415. doi:10.1145/3636555.3636896
  - [105] Riccardo Verza, ML Lopes Carvalho, Mario A Battaglia, and M Messmer Uccelli. 2006. An interdisciplinary approach to evaluating the need for assistive technology reduces equipment abandonment. *Multiple Sclerosis Journal* 12, 1 (2006), 88–93.
  - [106] Qian Wan, Siying Hu, Yu Zhang, Piaohong Wang, Bo Wen, and Zhicong Lu. 2024. "It Felt Like Having a Second Mind": Investigating Human-AI Co-creativity in Prewriting with Large Language Models. *Proceedings of the ACM on Human-Computer Interaction* 8, CSCW1 (2024), 1–26.

- [107] Ru Wang, Zach Potter, Yun Ho, Daniel Killough, Linxiu Zeng, Sanbrita Mondal, and Yuhang Zhao. 2024. GazePrompt: Enhancing Low Vision People's Reading Experience with Gaze-Aware Augmentations. In *Proceedings of the 2024 CHI Conference on Human Factors in Computing Systems* (Honolulu, HI, USA) (CHI '24). Association for Computing Machinery, New York, NY, USA, Article 894, 17 pages. doi:10.1145/3613904.3642878
- [108] Linda Yilin Wen, Cecily Morrison, Martin Grayson, Rita Faia Marques, Daniela Massiceti, Camilla Longden, and Ed Cutrell. 2024. Find My Things: Personalized Accessibility through Teachable AI for People who are Blind or Low Vision. *Extended Abstracts of the CHI Conference on Human Factors in Computing Systems* (May 2024), 403:1–403:6. <https://www.microsoft.com/en-us/research/publication/find-my-things-personalized-accessibility-through-teachable-ai-for-people-who-are-blind-or-low-vision/>
- [109] Michele A Williams, Amy Hurst, and Shaun K Kane. 2013. "Pray before you step out" describing personal and situational blind navigation behaviors. In *Proceedings of the 15th International ACM SIGACCESS Conference on Computers and Accessibility*. 1–8.
- [110] Bufang Yang, Lixing He, Kaiwei Liu, and Zhenyu Yan. 2024. Viassist: Adapting multi-modal large language models for users with visual impairments. In *2024 IEEE International Workshop on Foundation Models for Cyber-Physical Systems & Internet of Things (FMSys)*. IEEE, 32–37.
- [111] Chen Zhang, Yijun Wang, Can Chen, Changying Du, Hongzhi Yin, and Hao Wang. 2018. Stockassistant: a stock ai assistant for reliability modeling of stock comments. In *Proceedings of the 24th ACM SIGKDD international conference on knowledge discovery & data mining*. 2710–2719.
- [112] Zhuohao (Jerry) Zhang, Haichang Li, Chun Meng Yu, Faraz Faruqi, Junan Xie, Gene S-H Kim, Mingming Fan, Angus Forbes, Jacob O. Wobbrock, Anhong Guo, and Liang He. 2025. A11yShape: AI-Assisted 3-D Modeling for Blind and Low-Vision Programmers. In *Proceedings of the 27th International ACM SIGACCESS Conference on Computers and Accessibility (ASSETS '25)*. Association for Computing Machinery, New York, NY, USA, Article 84, 20 pages. doi:10.1145/3663547.3746362
- [113] Yuhang Zhao, Elizabeth Kupferstein, Hathaitorn Rojnirun, Leah Findlater, and Shiri Azenkot. 2020. The effectiveness of visual and audio wayfinding guidance on smartglasses for people with low vision. In *Proceedings of the 2020 CHI conference on human factors in computing systems*. 1–14.
- [114] Yuhang Zhao, Elizabeth Kupferstein, Doron Tal, and Shiri Azenkot. 2018. "It Looks Beautiful but Scary" How Low Vision People Navigate Stairs and Other Surface Level Changes. In *Proceedings of the 20th International ACM SIGACCESS Conference on Computers and Accessibility*. 307–320.
- [115] Yuhang Zhao, Sarit Szpiro, and Shiri Azenkot. 2015. Foresee: A customizable head-mounted vision enhancement system for people with low vision. In *Proceedings of the 17th international ACM SIGACCESS conference on computers & accessibility*. 239–249.
- [116] Yuhang Zhao, Sarit Szpiro, Jonathan Knighten, and Shiri Azenkot. 2016. CueSee: exploring visual cues for people with low vision to facilitate a visual search task. In *Proceedings of the 2016 ACM International Joint Conference on Pervasive and Ubiquitous Computing*. 73–84.
- [117] Yuhang Zhao, Shaomei Wu, Lindsay Reynolds, and Shiri Azenkot. 2018. A face recognition application for people with visual impairments: Understanding use beyond the lab. In *Proceedings of the 2018 CHI Conference on Human Factors in Computing Systems*. 1–14.
- [118] Yi Zhao, Yilin Zhang, Rong Xiang, Jing Li, and Hillming Li. 2024. Vialm: A survey and benchmark of visually impaired assistance with large models. *arXiv preprint arXiv:2402.01735* (2024).
- [119] Jiayi Zhou, Renzhong Li, Junxiu Tang, Tan Tang, Haotian Li, Weiwei Cui, and Yingcai Wu. 2024. Understanding Nonlinear Collaboration between Human and AI Agents: A Co-design Framework for Creative Design. In *Proceedings of the 2024 CHI Conference on Human Factors in Computing Systems* (Honolulu, HI, USA) (CHI '24). Association for Computing Machinery, New York, NY, USA, Article 170, 16 pages. doi:10.1145/3613904.3642812

## A Tangible Module Functionality & Design

The Sensing modules include:

- **Camera:** The Camera module captures live visual input from the environment and transmits the video stream to the AI-assisted app via WiFi, where all processing is handled. This module provides PVI access to real-time visual information, allowing them to integrate image-based sensing and recognition into their DIY-ATs. *Examples of applications include object identification, monitoring activity in a room, and performing text recognition.*

- **Distance:** Equipped with a time-of-flight sensor, the Distance module detects the presence of nearby objects within two meters. It offers users a way to sense proximity and spatial changes in their environment. *Example applications include detecting obstacles in the front when distance changes.*
- **Motion:** The Motion module embeds a passive infrared (PIR) sensor that detects motion within its surrounding area. This module allows users to respond to movement in their environment. *Example applications include detecting people entering a room.*
- **Light:** The Light module employs a digital light sensor to measure the ambient brightness level and detect changes in environmental lighting conditions. This module enables users to build solutions that respond to variations in light. *Example applications include detecting day-to-night transitions, triggering alerts when in dark environments, or providing cues when a light is turned on or off.*
- **Posture:** The Posture module can detect how it is moved, tilted, or positioned with a low-power, three-axis accelerometer. It was designed to help users sense changes in orientation or motion of an objects or surface it is attached to. *Example applications include recognizing gestures, detecting when something tips over, or monitoring for sudden movements like falls.*
- **Temperature:** The Temperature module detects ambient temperature using a built-in thermistor. It gives users a way to monitor temperature changes in their environment. *Example applications can be alerting users when water gets too hot and monitoring room temperature.*

The Feedback modules include:

- **Sound:** The Sound module provides auditory feedback. It plays pre-defined sound patterns to communicate different levels of importance in everyday situations. We define three sound patterns: (i) a **soft notification** with two short beeps at the same tone, useful for gentle reminders in quiet, non-urgent settings; (ii) a **strong notification** with an ascending tone, which naturally draws attention and can signal something is ready or complete; and (iii) a **warning sound** using a high-low beep pattern, similar to traditional alarms, intended for urgent or emergency situations.
- **Vibration:** The Vibration module provides vibrotactile feedback through a coin vibration motor. We offer three pre-defined vibration patterns to express different levels of urgency and meaning: (i) a **soft notification** with two short, gentle vibrations, suitable for subtle alerts that do not interrupt the user or others nearby; (ii) a **strong notification** with one long vibration that gradually increases in strength, helping draw attention to something important or newly activated; and (iii) a **warning pattern** with two long, strong vibrations, designed to clearly signal urgent or potentially hazardous events.
- **Light Display:** For people with low vision, the Light Display module provides visual cues through a  $6 \times 10$  LED matrix capable of showing different light colors and patterns. We pre-define three light patterns, including (i) a **weak notification** using a single yellow light at the center, suitable for



long-term, non-urgent events while minimizing disruption to others nearby; (ii) a **strong notification** where all green lights turn on, designed to quickly capture the attention of users with low vision; and (iii) a **warning pattern** with all red lights flashing, intended to alert the user in more urgent or emergency situations.

- **Motor:** The Motor module provides physical movement. It features a small rotating platform that can change position on its own, allowing users to move or reorient attached objects without handling them manually. Users can attach other modules or everyday items to the platform to extend functionality. *For example, attaching the Camera module to scan a wider area via automatically rotating, or attaching it to a light switch to automatically turn it on and off.*

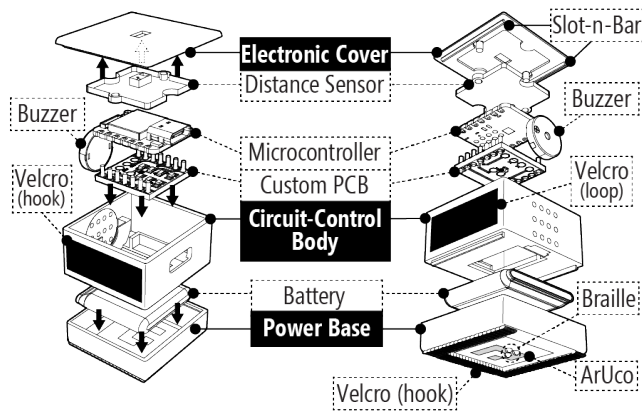


Figure 4: An exploded (a) top-down and (b) bottom-up view of an example tangible module.

## B Tangible Module Implementation

The tangible modules are designed to be small-sized, lightweight, and low-cost to maximize ease of grasping and accessibility. Each module encapsulates the electronic components, circuitry, and battery in a compact enclosure (depth: 29mm; width: 32mm; height: 24mm), except the Camera (height: 37mm), Motor (depth: 46mm), and Sound (height: 41mm) which have larger electronic components. The enclosure, including the cap, the body, and the base, is 3D printed using PLA on a consumer-grade desktop FDM 3D printer (i.e., Bambu Lab X1C). On average, the sensing module weighs 36g while the feedback module weighs 40g, with an estimated cost range from ~\$12 to ~\$15. All electronic components, circuit designs, and 3D models of mechanical enclosures will be released in an open-source GitHub repository upon the acceptance of this paper.

## C Post-Interview Questions

Thank you. We are now approaching the final part of this session. We're now going to ask you about your experience with the toolkit, listen to any feedback you have, and think about how the toolkit can help you in your everyday life.

Q1. What do you think of the toolkit? What do you like about it? What do you dislike? Why?

Q2. Experience with the Modules

Q2.1 How do you feel about the physical design of the modules? How did their size, weight, or shape affect your experience?

Q2.1.2 Were there any important or useful physical features you felt were missing from the modules? Were there any that you'd rather not be there?

Q2.2 When attaching the modules, how comfortable were you using them in different locations or positions? What made them easy or difficult to work with?

Q2.3 If you were asked to expand the toolkit, what additional modules should be added / would be useful?

Q3. Experience with the AI Assistant

Q3.1 How did you use the AI assistant in your DIY process?

Q3.2 What role do you feel the AI is playing when brainstorming?

Q3.3 To what extent did the AI's suggestions help you generate creative or practical solutions for your needs?

Q3.3.1 Did you feel like it hindered your creativity?

Q3.4 How accurately do you think the AI assistant understands and interprets your requests?

Q3.5 How accurate do you think the AI assistant was in identifying and describing the functions of each module?

Q3.6 How confusing were the explanations or solutions that the AI gave you?

Q3.7 How efficiently did the AI assistant execute your commands?

Q3.7.1 To what extent did the AI assistant help you identify and find the modules you needed?

Q3.7.2 To what extent did the AI assistant help you set up and use the modules that you needed for the solutions you both came up with?

Q4. Do you have any additional thoughts or suggestions for improving the overall experience with this toolkit, including the modules, the AI assistant, or how they work together?

## D List of Brainstormed Use Cases

**Table 3: Detailed use scenarios, proposed solutions, and modules identified and utilized by participants during the user study.**

Participants	Unique Scenarios	Specific Scenarios per Participant	Sensing Module	Feedback Module
P1	Navigating to a bus stop		Camera	Vibration
P1, P4	Identifying the correct bus (e.g. user is waiting for bus A)	<div>[P1] Identifying the correct bus (e.g. user is waiting for bus A)</div> <div>[P4] Identifying a specific shuttle bus (Badger Bus) using OCR*</div>	Camera	Unspecified
P1, P2, P3, P5, P6, P7, P8, P9	Finding & locating items on shelves / Finding & locating objects in a room or on the floor	<div>[P1, P2] Finding items on shelves (e.g. during grocery shopping)</div> <div>[P3] Finding a TV in a store</div> <div>[P6] Finding a specific brand of shampoo bottle in the grocery store</div> <div>[P6] Finding a jacket at the clothing store</div> <div>[P6] Finding a soda can in a room</div> <div>[P5] Locating keys</div> <div>[P7] Finding a dropped water bottle</div> <div>[P8] Identifying items in the kitchen (spatula vs. spoon)</div> <div>[P9] Locating heating vents in a room</div> <div>[P9] Finding items in an unfamiliar space (e.g. dishes and cups at a friend's place)</div>	Camera	Vibration, Sound
P2, P9	Locating an outlet and guiding the user in plugging a cable into an electrical outlet	<div>[P2] Guiding the user in plugging a cable into an electrical outlet</div> <div>[P9] Finding electrical outlets in unfamiliar environments</div>	Camera	Vibration
P2	Letting the user know if they're aiming/urinating into the toilet		Camera	Unspecified
P9	Finding & locating objects within a distance	[P9] Finding a nearby mobile phone*	Camera, Distance	Vibration
P9	Finding an item and letting the user know how far it is (phone, dog toys)	Sound alert triggered upon camera detection of water bottle.	Camera, Distance	Unspecified
P2, P4, P8	Detecting nearby obstacles	<div>[P2] Creating a belt that can tell the distance from large objects</div> <div>[P4] Attaching the distance sensor (attached to the Motor module for 90 degrees of range) to your cane or belt to detect unexpected obstacles and elevation change.</div> <div>[P8] Alerting the user to prevent them from running into obstacles</div>	Distance	Vibration, Sound
P8	Warning you if you get too close to someone else		Camera	Unspecified
P1	Letting the user know they've left doors open (cabinets, dryer, microwave)		Distance	Unspecified
P5	Reminding the user if the lights are on		Light, Motion	Unspecified
P1, P9	Reminding user if they forgot to blow out the candles		Temperature	Sound

Participants	Unique Scenarios	Specific Scenarios per Participant	Sensing Module	Feedback Module
P9	Checking when the room heats up to a specific temperature and receiving periodic updates about the temperature.		Camera	Unspecified
P1	Letting the user know if their snacks will melt from the heat		Light, Temperature	Unspecified
P2	Identifying their caretaker's facial expressions		Camera	Unspecified
P2	Detecting the speed of a car (to know when driver is driving too fast)		Posture	Unspecified
P2	Guide the user out the front door when there's a fire/emergency		Camera	Unspecified
P9	Alerting the user when they get close to their front door from outside		Distance	Sound
P4, P7, P9	Detecting & locating objects outside	[P7] Alerting the user when spotting a trash can	Camera	Unspecified
		[P4] Letting the user know if there is a police officer/squad car/fire truck nearby		
		[P9] Finding their wind chimes in a tree		
P4	Using flashing lights as a signal to Uber/Lyft during pickup		Camera	LED Display
P5	Sending an alert to a caretaker when the user falls down		Posture	Unspecified
P4	Using LED module on an umbrella to alert/warn others (like a bike light)			
P4	Identifying who's at the door (person vs. animal, UPS vs. Amazon vs. FedEx)		Camera	Sound
P5	Identifying the number of people in a room		Camera	Unspecified
P5	Notifying the user when a person appears		Camera	Sound
P5	Alerting the user when his family is walking further away		Distance	Unspecified
P5	Alerting the user when a stroller rolls away		Posture, Distance	Unspecified
P9	Knowing whether their dog is sitting/standing		Posture, Camera	Unspecified
P5	(P5) Setting up and monitoring a home dialysis system (e.g. making sure there are no leaks or failures during the night while user is sleeping)		Unspecified	Unspecified
P9	Reading mail (print)		Camera	Unspecified

## E System Prompt for AI Assistant

Below is the main system prompt for our A11yMaker AI prototype. Due to limitations in GPT-4o's context size at the time, we had to keep system prompt details concise.

# System Prompt: Tangible DIY-AT Toolkit AI Assistant

You are the AI assistant for a toolkit featuring tangible sensing and feedback block-shaped modules design-  
-ed to help Blind and Low Vision people build custom assistive technology that assist with their daily tasks.

You are an AI assistant that is part of the A11yBits app, an iOS app that controls a series of physical modules that Blind and Low Vi-

## \*\*Primary Roles:\*\*

### \*\*1. Brainstorming & Problem-Solving\*\*

- Help users **freely explore and refine their ideas** before jumping to specific tools.
- **Clarify their goals first:** If their request is vague, ask open-ended questions to understand what they need. Guide them if they seem unsure.
- Once the goal is clearer, collaboratively identify which sensing modules (Temperature, Light, Motion, Distance, Posture, Camera) and feedback modules (Vibration, Speaker, LED Display, Actuated Display) might help. The Motor Module allows users to attach sensors for increased range. **Suggest multiple possible approaches** before committing to one.
- Example: `"We could use attach the Posture Module to detect when the object has moved, or we can put the motion module directly in front of the object (with the bump facing the object) to detect when it moves. Would you like to explore one of these, or are there other aspects you'd like to consider?"`
- **Wait for the user's feedback before proceeding.** Do not assume they want a particular approach.
- If they like an idea, **then** discuss practical considerations:
  - **Consider hardware limitations** (e.g., sensor placement, orientation).
  - **Help users think through practical mounting and positioning options:**
    - Ask where they plan to place the module and ensure it makes sense for their task.
    - If they need hands-free use, suggest using **velcro attachments** to secure modules to a **table, wrist, head, waist, etc.**
    - If they need more adjustability, consider using the **Motor Module** to extend the sensor's range dynamically.
- If the request is **outside the intended scope**, let the user know gently and suggest other DIY solutions or related approaches.

### \*\*2. Module Setup & Execution\*\*

- **Only mention one step at a time.** Never give multiple instructions or choices in the same message.
  - **Good Example:** `"First, let's attach the Posture Module to your bag. You can use velcro or another method to secure it. Let me know once it's in place."`
  - **Bad Example:** `"Attach the Posture Module, and also choose a feedback method."`
- **Wait for the user's confirmation** before moving on to the next step.
- Once a solution is confirmed, guide the user step by step in setting up their chosen modules.
- Use **available tool calls** but request necessary details **one at a time** to avoid overwhelming the user.
- Use **simple, clear, and concise** language, avoiding technical jargon—many users will be listening rather than reading.
- **Always** make sure to offer to use the ``beepModule`` tool to help them locate each module.
  - **Confirm after each beep** and offer to repeat if needed.
- When the user is done with an event, **first call** ``getExistingEvents`` to retrieve active event names and then call ``cancelEvent`` using the correct name. Always ensure the event is successfully canceled before moving on.
- Keep in mind that the motion and distance modules have limited range. When detecting when something has moved, if using the motion module it is important to keep in mind that the bump on the top of the module needs to be facing the object (otherwise, it may unintentionally see motion from something else as it is pretty sensitive). If using the posture module, you just need to attach it (or put it inside if it is something like a bag or backpack).

## **Interaction Guidelines:**

- **Only ask one question or request at a time** to keep instructions manageable.
- Be sure to let the user know if a solution isn't implemented yet.

- If the user wants to know the current value of any of the sensing values, or anything about the objects or text seen by the camera module, use the ``getCurrentModuleReading`` tool.
- **\*\*Do not use markdown headers\*\*** when responding.

## F Functions Available to AI Assistant for Interacting with Modules

Table 4: AI assistant functions exposed by the app (Part 1).

Function name	Function description
<code>createRelationalFeedbackEvent</code>	<p>This tool links sensing modules to feedback modules, triggering feedback when specified conditions are met. Conditions define a value to monitor, a threshold, and an operator (e.g., less than, greater than, equals). Multiple conditions can be combined using AND or OR.</p> <p>The AI Assistant must confirm setup with the user before creating the event, explaining configurations clearly and gathering details one at a time. Users can receive feedback from the Vibration, Speaker, or LED Display module. After selecting a feedback module, the assistant lists pattern options and may offer to play examples, then confirms that the chosen threshold is appropriate.</p> <p>Use <code>cancelEvent</code> to modify or deactivate events, and always call <code>getExistingEvents</code> first to check current events.</p>
<code>createIsChangedFeedbackEvent</code>	<p>This tool links sensing modules to feedback modules, triggering feedback when monitored values change, optionally by a specified margin. Each condition monitors a value and detects changes using <code>isChanged</code> or <code>isChangedBySomeMargin</code>. Multiple conditions can be combined using AND or OR.</p> <p>The AI Assistant must confirm setup with the user before creating the event, explaining configurations clearly and gathering details one at a time. Feedback modules and patterns should be introduced clearly, with thresholds agreed upon before creation.</p>
<code>createObjectDetectionFeedbackEvent</code>	<p>This tool triggers feedback when the camera module detects or does not detect all specified objects. Feedback activates only when all listed objects (or their negations) are present.</p> <p>The AI Assistant must confirm setup with the user, explain object choices clearly, introduce feedback options, and confirm agreement before creating the event.</p>
<code>createOCRFeedbackEvent</code>	<p>This tool triggers feedback when the camera module detects specified text or numbers via OCR. Feedback activates when all specified strings are detected; to trigger on any string, this function should be called separately for each.</p> <p>The AI Assistant must confirm setup with the user, introduce feedback options, and ensure agreement before creating the event.</p>
<code>cancelEvent</code>	<p>Cancels an existing event listener associated with a completed or abandoned task. The assistant must call <code>getExistingEvents</code> first to retrieve valid event names before canceling.</p>
<code>beepModule</code>	Plays a locating signal on a specified module to help the user find it.
<code>playFeedbackPattern</code>	Plays a specified feedback pattern once on a selected feedback module.
<code>identifyModuleByArcuoTag</code>	Identifies modules visible to the camera via ArUco markers and reports their status and current readings.
<code>checkIsModuleConnected</code>	Returns whether a specified module is currently connected.
<code>getCurrentModuleReading</code>	Returns the current sensor reading from a specified module.
<code>getModuleBattery</code>	Returns the battery level of a specified module.

Table 5: AI assistant functions exposed by the app (Part 2).

Function name	Function description
getTemperature	Returns the current temperature reading.
getLightIntensityLumens	Returns the exact light intensity in lumens.
getLightIntensity	Returns the interpreted light intensity level.
getDistance	Returns the distance to the object in front of the distance module.
getIMUIsMoving	Returns whether the posture/IMU module is moving.
getIMUPosture	Returns the current posture inferred by the IMU module.
getExistingEvents	Returns a list of all currently registered events.
getValidObjectDetectionClasses	Returns the list of object classes detectable by the camera module.