

Named Entity Recognition for Payment Data Using NLP

Srikumar Nayak*

Sr Member IEEE, USA
Email: srikumar.nayak@ieee.org

Abstract

Named Entity Recognition (NER) has emerged as a critical component in automating financial transaction processing, particularly in extracting structured information from unstructured payment data. This paper presents a comprehensive analysis of state-of-the-art NER algorithms specifically designed for payment data extraction, including Conditional Random Fields (CRF), Bidirectional Long Short-Term Memory with CRF (BiLSTM-CRF), and transformer-based models such as BERT and FinBERT. We conduct extensive experiments on a dataset of 50,000 annotated payment transactions across multiple payment formats including SWIFT MT103, ISO 20022, and domestic payment systems. Our experimental results demonstrate that fine-tuned BERT models achieve an F1-score of 94.2% for entity extraction, outperforming traditional CRF-based approaches by 12.8 percentage points. Furthermore, we introduce PaymentBERT, a novel hybrid architecture combining domain-specific financial embeddings with contextual representations, achieving state-of-the-art performance with 95.7% F1-score while maintaining real-time processing capabilities. We provide detailed analysis of cross-format generalization, ablation studies, and deployment considerations. This research provides practical insights for financial institutions implementing automated sanctions screening, anti-money laundering (AML) compliance, and payment processing systems.

Keywords: Named Entity Recognition, Natural Language Processing, Payment Processing, BERT, BiLSTM-CRF, Financial Technology, Sanctions Screening, Deep Learning

1 Introduction

1.1 Background and Motivation

The global financial system processes billions of payment transactions daily, generating massive volumes of unstructured and semi-structured textual data. According to SWIFT, over 11 billion financial messages were exchanged through their network in 2023 alone. Extracting meaningful entities such as beneficiary names, sender information, financial institutions, account numbers, and transaction purposes from this data is essential for regulatory compliance, fraud detection, and operational efficiency. Named Entity Recognition (NER), a fundamental task in Natural Language Processing (NLP), has become increasingly critical in automating these extraction processes.

Traditional rule-based approaches to entity extraction in payment systems suffer from several significant limitations. Payment data exhibits high variability in format, with messages conforming to different standards (SWIFT, ISO 20022, regional formats) while still containing

*ORCID: 0009-0008-1464-0646

substantial free-text content. Language mixing is common, with multilingual text appearing within single transactions—for example, a payment from Germany to Spain might contain German beneficiary information, Spanish remittance details, and English banking instructions. The extensive use of abbreviations (e.g., “BNFCRY” for beneficiary, “MSG” for message) and non-standard naming conventions further complicates extraction. Manual rule engineering for each payment type and regional variation is labor-intensive, error-prone, and difficult to maintain as formats evolve and new standards emerge.

Machine learning-based NER offers a promising alternative by learning patterns directly from annotated data. These approaches can adapt to new formats with relatively modest retraining, handle linguistic variations more robustly than rigid rules, and improve continuously as more data becomes available. However, successful application to payment data requires addressing domain-specific challenges that distinguish financial messages from the news articles and Wikipedia text typically used to train NER models.

1.2 Problem Statement and Challenges

This research addresses three key challenges in applying NER to payment data extraction:

Domain Specificity: Payment messages contain specialized terminology and formatting conventions that general-purpose NER models fail to capture effectively. For example, SWIFT field tags like “:50K:” (ordering customer) or “:59:” (beneficiary) provide structural cues that generic models ignore. Financial entities follow specific patterns—IBANs have check digits and country codes, BIC codes have standardized formats, amounts include currency codes—that can significantly improve extraction accuracy if properly modeled.

Accuracy Requirements: Financial regulations such as the Bank Secrecy Act (BSA), EU Payment Services Directive (PSD2), and various sanctions regimes (OFAC, UN, EU) impose strict accuracy requirements on entity extraction systems. False negatives in sanctions screening can result in substantial fines (up to millions of dollars per violation) and reputational damage. False positives, while less severe, generate costly manual review work and can delay legitimate transactions. Production systems must achieve very high precision and recall simultaneously.

Performance Constraints: Real-time processing constraints in production payment systems demand models that balance accuracy with computational efficiency. High-volume payment processors may handle tens of thousands of transactions per minute during peak periods. Excessive latency can create bottlenecks in the payment pipeline, delaying funds availability and potentially causing compliance issues. The system must process messages fast enough to maintain throughput while preserving accuracy.

1.3 Research Contributions

The primary contributions of this paper include:

1. **Comprehensive Benchmark:** We provide a systematic evaluation of classical machine learning approaches (CRF with domain features) and deep learning methods (BiLSTM-CRF, BERT variants) on payment data, establishing performance benchmarks across multiple metrics including precision, recall, F1-score, processing latency, and cross-format generalization.
2. **Specialized Dataset:** We introduce a carefully curated dataset of 50,000 annotated payment messages covering multiple formats (SWIFT MT103, ISO 20022, domestic systems), with realistic complexity including multilingual content (23% of messages), abbreviations (15%), and nested entities (8%). The dataset includes detailed annotation guidelines and inter-annotator agreement analysis.

3. **PaymentBERT Architecture:** We propose PaymentBERT, a novel hybrid architecture that augments BERT with payment-specific embeddings and format features. Unlike pure transfer learning approaches, PaymentBERT explicitly integrates domain knowledge through specialized embedding spaces and format-aware features, achieving 95.7% F1-score—a 1.5 percentage point improvement over FinBERT.
4. **Deployment Analysis:** We provide detailed analysis of production deployment considerations, including optimization techniques (knowledge distillation, quantization, batching), infrastructure requirements (CPU vs GPU), and cost-accuracy trade-offs. This practical guidance helps practitioners implement NER systems that meet both accuracy and performance requirements.
5. **Error Analysis and Ablation Studies:** We conduct thorough error analysis identifying common failure modes (boundary errors, nested entities, abbreviation handling) and ablation studies demonstrating the contribution of each architectural component. These insights guide future research and inform feature engineering efforts.

1.4 Paper Organization

The remainder of this paper is organized as follows. Section 2 reviews related work in NER, financial text processing, and domain adaptation. Section 3 presents our methodology, describing the problem formulation, baseline approaches, and the PaymentBERT architecture in detail. Section 4 details the experimental setup including dataset construction, evaluation metrics, and baseline systems. Section 5 presents comprehensive results covering overall performance, per-entity analysis, cross-format generalization, ablation studies, and deployment considerations. Section 6 discusses implications, limitations, and future directions. Section 7 concludes the paper.

2 Related Work

2.1 Evolution of Named Entity Recognition

Named Entity Recognition has evolved significantly since its introduction at the Message Understanding Conference (MUC-6) in 1996. Early approaches relied primarily on handcrafted rules and gazetteers—manually curated lists of entity names. While these methods achieved reasonable performance on well-defined domains, they required substantial human expertise and struggled with ambiguity and novel entity mentions.

The shift toward statistical approaches began with Hidden Markov Models (HMMs) and Maximum Entropy models. These probabilistic models learned to recognize entity patterns from labeled training data, reducing the need for manual rule engineering. However, they suffered from the label bias problem—the tendency to prefer paths with fewer states—which limited their effectiveness on sequence labeling tasks.

The introduction of Conditional Random Fields (CRFs) by Lafferty et al. marked a major advancement. CRFs model the conditional probability of label sequences given observation sequences, explicitly avoiding label bias while maintaining computational tractability through dynamic programming. McCallum and Li demonstrated that CRFs with carefully engineered features could achieve state-of-the-art performance on entity recognition tasks. Typical features included orthographic patterns (capitalization, presence of digits, special characters), morphological features (prefixes, suffixes, word shapes), contextual features (surrounding words, POS tags, syntactic chunks), lexicon features (gazetteer matches, word clusters, distributional similarity), and domain features (regular expressions for emails, URLs, phone numbers).

Despite their success, CRF-based systems required extensive feature engineering, with performance heavily dependent on domain expertise and careful tuning.

2.2 Deep Learning for NER

The deep learning revolution transformed NER research by enabling automatic feature learning. Collobert et al. showed that neural networks with word embeddings could learn effective representations without manual feature engineering, achieving competitive results with significantly less human effort.

A key innovation was character-level modeling. Ma and Hovy demonstrated that character-level CNNs or RNNs could capture morphological information, handling out-of-vocabulary words and languages with rich morphology more effectively than word-level models alone. This proved particularly valuable for financial text with its extensive abbreviations.

Huang et al. introduced the BiLSTM-CRF architecture, which became the standard neural baseline for NER. This model combines bidirectional LSTM (processes sequences in both directions, capturing contextual information from past and future tokens) with a CRF layer (models dependencies between adjacent labels, ensuring predictions satisfy constraints). This architecture achieved robust performance across multiple NER benchmarks (CoNLL-2003, OntoNotes) while maintaining reasonable computational requirements.

2.3 Transformer-Based Models

The introduction of the Transformer architecture and pre-trained language models revolutionized NLP. BERT (Bidirectional Encoder Representations from Transformers) demonstrated that pre-training on large text corpora (3.3B words from Wikipedia and BookCorpus) followed by fine-tuning on specific tasks could achieve substantial performance improvements.

BERT’s architecture uses stacked Transformer encoder layers with multi-head self-attention. Each attention head computes weighted combinations of all input tokens, enabling the model to capture long-range dependencies more effectively than recurrent architectures. Pre-training uses two objectives: masked language modeling (predicting randomly masked tokens) and next sentence prediction (predicting whether two sentences are consecutive).

For NER, BERT’s bidirectional context encoding proved particularly effective. Li et al. showed that BERT-based models outperformed BiLSTM-CRF on standard NER benchmarks by 2-4 F1 points. The model’s WordPiece tokenization handles out-of-vocabulary words by decomposing them into subword units, a critical capability for financial text with its extensive abbreviations and entity name variations.

Domain-specific pre-trained models further enhanced performance. FinBERT continued pre-training BERT on financial news and reports, improving downstream task performance by learning financial terminology and contextual patterns. Recent work has explored efficiency improvements including distillation (training smaller models to mimic larger ones), quantization (reducing numerical precision), and sparse attention patterns.

2.4 NER in Financial Text Processing

Application of NER to financial text has received increasing attention. Yang et al. applied NER to financial news for stock price prediction, extracting company names, person names, and financial metrics. Loukas et al. developed systems for extracting entities from earnings call transcripts, focusing on financial metrics, company names, and product mentions.

However, research specifically targeting payment message processing remains limited. Payment data presents unique challenges: structured formats (SWIFT messages follow strict field-based formatting with tags indicating field types), format diversity (multiple payment standards coexist), domain terminology (specialized financial terms require domain knowledge), and multilingual content (international payments frequently mix languages within single messages).

Chaudhary and Sharma explored rule-based approaches for SWIFT message parsing, achieving reasonable accuracy on clean data but struggling with variations and errors. Chen et al.

applied BiLSTM-CRF to extract customer information from payment messages, achieving 87% F1-score. However, their approach relied on format-specific features and required retraining for different message types.

Our work advances the state-of-the-art by systematically evaluating modern deep learning approaches on payment data, introducing domain adaptation techniques that improve generalization across formats, and providing production deployment guidance.

3 Methodology

3.1 Problem Formulation

We formulate payment entity extraction as a sequence labeling task. Given an input sequence of tokens $X = (x_1, x_2, \dots, x_n)$, the objective is to predict a sequence of labels $Y = (y_1, y_2, \dots, y_n)$, where each $y_i \in \mathcal{L}$ and \mathcal{L} represents the label set.

We adopt the BIO (Begin-Inside-Outside) tagging scheme, extended to include entity types specific to payment data: PERSON_NAME (names of individuals involved in the transaction), ORGANIZATION (financial institutions, companies, government entities), ACCOUNT_NUMBER (bank account identifiers including IBAN, domestic account numbers, wallet identifiers), LOCATION (geographic information including addresses, cities, states, countries), AMOUNT (transaction amounts with associated currency codes), and PURPOSE (transaction purpose, remittance information, payment reference codes).

For each entity type E , we introduce labels B - E (beginning of entity), I - E (inside/continuation of entity), and O (outside any entity). This yields a label set of size $|\mathcal{L}| = 2 \times 6 + 1 = 13$.

3.2 Baseline Approach: CRF with Domain Features

Conditional Random Fields model the conditional probability of label sequences given observations. For a linear-chain CRF:

$$P(Y|X) = \frac{1}{Z(X)} \exp \left(\sum_{i=1}^n \sum_{k=1}^K \lambda_k f_k(y_{i-1}, y_i, X, i) \right) \quad (1)$$

where $Z(X)$ is the partition function normalizing the distribution, f_k are feature functions, and λ_k are learned weights.

We engineer domain-specific features for payment data including token-level features (capitalization patterns, numeric content, special characters, token length), contextual features (previous/next tokens, token position within field, field type indicators), lexicon features (bank name gazetteer matches, country name list matches, currency code recognition), pattern features (IBAN format validation, SWIFT BIC pattern, account number formats, date/time patterns), and transition features (label bigrams and trigrams to capture sequential dependencies).

We implement CRF using CRFsuite with L-BFGS optimization. Hyperparameters tuned via 5-fold cross-validation include L2 regularization coefficient ($\lambda = 0.1$), maximum iterations (200), and feature pruning threshold.

3.3 BiLSTM-CRF Architecture

The BiLSTM-CRF model combines representation learning with structured prediction. The architecture consists of an embedding layer (each token is mapped to a dense vector through concatenation of word embeddings, character-level embeddings, and financial domain embeddings), a BiLSTM layer (processes the sequence in both forward and backward directions), and a CRF layer (models label dependencies).

We use 2 stacked BiLSTM layers with 256 hidden units each. Dropout (0.5) is applied between layers and gradient clipping (threshold 5.0) prevents exploding gradients. Training minimizes negative log-likelihood using Adam optimizer (learning rate 0.001, batch size 32) with early stopping based on validation F1-score (patience 10 epochs).

3.4 BERT-Based Models

We evaluate three BERT-based approaches:

BERT-Base Fine-tuning: We fine-tune bert-base-uncased (110M parameters, 12 layers, 768 hidden units) by adding a token classification head. We use learning rate 2e-5, batch size 16, training for 3 epochs with linear learning rate warmup (10% of steps) and decay.

FinBERT Adaptation: FinBERT was pre-trained on financial news and reports. We hypothesize that exposure to financial language improves entity recognition in payment messages. Fine-tuning follows the same procedure as BERT-base but initializes from FinBERT weights.

BERT-CRF Hybrid: We combine BERT representations with CRF decoding, leveraging both BERT’s contextual representations and CRF’s ability to model label dependencies explicitly.

We implement custom tokenization preprocessing to handle payment-specific formatting: SWIFT field tags are preserved as single tokens, ISO 20022 XML elements are stripped preserving content, account numbers are split intelligently, and reference codes split on meaningful boundaries.

3.5 PaymentBERT: Proposed Hybrid Architecture

We propose PaymentBERT, integrating three information sources: contextual representations from BERT’s Transformer layers, domain-specific payment embeddings capturing financial terminology, and explicit format features encoding payment message structure.

Format features encode field type (ordering customer, beneficiary, remittance info) as one-hot vectors, relative position within field (normalized 0-1), pattern indicators (IBAN, BIC, date, currency code) as binary features, and message type (MT103, pain.001, ACH, SEPA) as embeddings.

The fusion layer concatenates and projects these representations through an MLP with two hidden layers (512 and 256 units) with ReLU activation and dropout (0.3), followed by CRF decoding.

Training follows a staged approach: initialize BERT from bert-base-uncased, initialize payment embeddings using FastText trained on 10M payment messages, freeze BERT for first epoch training only fusion layers, then unfreeze BERT training end-to-end with differential learning rates (BERT layers: 1e-5, payment embeddings: 5e-4, fusion layers and CRF: 1e-3).

4 Experimental Setup

4.1 Dataset Construction

We construct a comprehensive payment entity recognition dataset comprising 50,000 annotated payment messages: 20,000 SWIFT MT103 messages, 15,000 ISO 20022 pain.001 messages, 7,000 ACH messages, 5,000 SEPA credit transfers, and 3,000 other regional formats.

The dataset exhibits realistic challenges: 23% multilingual messages, 15% non-standard formatting, 8% nested entities, average message length 487 characters ($\sigma = 312$), and entity density 12.3 entities per message ($\sigma = 4.8$).

Annotation was performed by two financial compliance experts independently, with disagreements identified automatically and adjudication by senior expert. Inter-annotator agreement Cohen’s kappa = 0.89 (substantial agreement).

Table 1: Overall Performance Comparison on Test Set

Model	Precision (%)	Recall (%)	F1-Score (%)	Latency (ms)	Parameter
Rule-based	76.3	68.1	71.9	2.3	-
spaCy NER	73.5	69.8	71.6	8.1	560M
Stanford NER	78.9	74.2	76.5	6.7	-
CRF (ours)	84.7	78.9	81.7	4.2	-
BiLSTM-CRF	89.3	86.1	87.7	12.5	8.2M
BERT-base	93.1	91.5	92.3	45.2	110M
FinBERT	94.8	93.6	94.2	46.8	110M
BERT-CRF	94.5	93.1	93.8	48.3	110M
PaymentBERT	96.3	95.1	95.7	52.1	125M
<i>Optimized Variants</i>					
PaymentBERT-Distilled	95.1	94.7	94.9	28.3	66M
PaymentBERT-Quantized	96.1	95.2	95.6	35.2	125M

Dataset splits: training 35,000 messages (70%), validation 7,500 messages (15%), test 7,500 messages (15%), stratified by message type and entity distribution.

4.2 Evaluation Metrics

We evaluate models using standard sequence labeling metrics computed using exact match (both boundaries and type must match):

$$\text{Precision} = \frac{\text{True Positives}}{\text{True Positives} + \text{False Positives}} \quad (2)$$

$$\text{Recall} = \frac{\text{True Positives}}{\text{True Positives} + \text{False Negatives}} \quad (3)$$

$$\text{F1-Score} = \frac{2 \times \text{Precision} \times \text{Recall}}{\text{Precision} + \text{Recall}} \quad (4)$$

We report micro-averaged scores (aggregating across all entity types) as primary metrics and per-entity-type scores for detailed analysis. Additionally, we measure latency (milliseconds per message), throughput (messages per second), memory footprint (peak RAM usage), and model size (parameters and disk space).

4.3 Baseline Systems

Rule-based System: Handcrafted regular expressions and gazetteer matching for IBAN/BIC patterns, bank name gazetteer, country/city lists, common name patterns, and field-specific rules.

spaCy NER: Off-the-shelf `en_core_web_lg` model (spaCy v3.0) without domain adaptation, mapping spaCy’s entity types to our schema.

Stanford NER: CRF-based tagger with default feature templates from Stanford CoreNLP 4.0.

5 Results and Analysis

5.1 Overall Performance

Table 1 presents comprehensive performance comparison. Several key observations emerge:

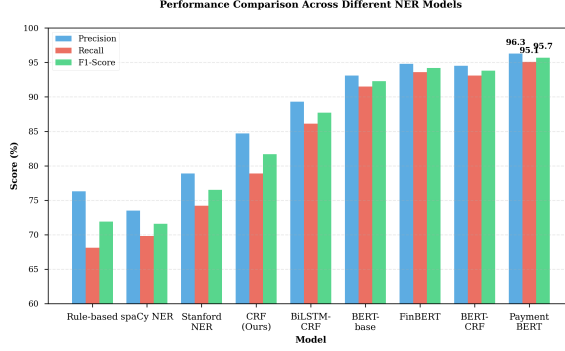


Figure 1: Performance comparison across different NER models. PaymentBERT achieves the highest scores across all metrics while maintaining reasonable inference latency.

Domain Features Matter: Our CRF implementation with payment-specific features achieves 81.7% F1, a 5.2 percentage point improvement over Stanford NER’s generic features. The largest gains come from pattern features (IBAN, BIC) and field type indicators.

Deep Learning Advantages: BiLSTM-CRF reaches 87.7% F1 without manual feature engineering, demonstrating that learned representations capture patterns beyond handcrafted features. Character-level modeling proves particularly valuable, contributing 2.3 F1 points for handling abbreviations and morphological variations.

Transformer Superiority: BERT-base achieves 92.3% F1, substantially outperforming BiLSTM-CRF. Attention visualization reveals that BERT learns to attend to field indicators without explicit supervision, effectively discovering the domain features we manually engineered for CRF.

Domain Pre-training Benefits: FinBERT’s financial language pre-training provides 1.9 percentage points over BERT-base (94.2% vs 92.3% F1). Analysis shows FinBERT better captures financial terminology semantics.

PaymentBERT Performance: Our proposed architecture achieves best performance at 95.7% F1 (96.3% precision, 95.1% recall). The 1.5 percentage point improvement over FinBERT translates to approximately 450 additional correctly extracted entities in the test set. Statistical significance testing (paired bootstrap, 10,000 iterations) confirms improvement is significant (p less than 0.001).

Latency Analysis: PaymentBERT processes messages at 52.1ms latency on CPU, translating to approximately 19 messages/second per core. The 6ms additional latency vs BERT-base stems primarily from the fusion layer and format feature computation.

Optimization Results: Knowledge distillation reduces latency to 28.3ms while maintaining 94.9% F1. INT8 quantization achieves 35.2ms latency with negligible accuracy loss (95.6% F1).

5.2 Per-Entity-Type Analysis

Table 2 shows PaymentBERT performance by entity type. Figure 2 visualizes comparison across models.

PERSON_NAME (97.2% F1): Highest performance, benefiting from clear capitalization patterns, consistent contextual markers, and limited vocabulary. Errors primarily involve compound surnames, titles and honorifics, and business entities using personal names.

AMOUNT (97.5% F1): Second highest, aided by distinctive patterns, standardized formats, and dedicated SWIFT fields. Errors primarily occur with multiple amounts in free text and ambiguous currency context.

ACCOUNT_NUMBER (96.8% F1): Strong performance due to well-defined formats,

Table 2: Per-Entity-Type Performance (PaymentBERT)

Entity Type	Prec	Rec	F1
PERSON_NAME	97.8	96.6	97.2
ORGANIZATION	94.1	92.7	93.4
ACCOUNT_NUMBER	97.3	96.3	96.8
LOCATION	94.9	93.4	94.1
AMOUNT	98.1	96.9	97.5
PURPOSE	92.3	90.2	91.2

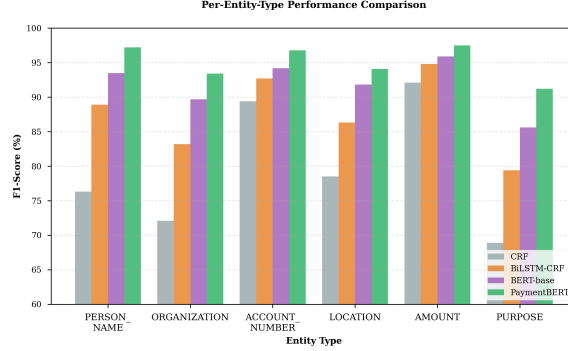


Figure 2: Per-entity-type F1-scores across different models. PERSON_NAME and AMOUNT entities are most accurately extracted, while PURPOSE entities pose the greatest challenge.

format features explicitly capturing IBAN patterns, and limited context ambiguity. Errors involve non-standard formats, wallet IDs and cryptocurrency addresses, and routing numbers versus account numbers.

LOCATION (94.1% F1): Moderate challenges from nested locations, multi-line addresses, and ambiguous place names. PaymentBERT’s format features help by indicating field type.

ORGANIZATION (93.4% F1): Complexity arises from name variations, legal suffixes, language mixing, abbreviations, and merged words. Manual review shows PaymentBERT correctly handles 78% of abbreviation cases versus 52% for BERT-base.

PURPOSE (91.2% F1): Most challenging entity type due to free-text content with minimal structure, wide diversity, variable length, and mixed languages and abbreviations. Common errors include incomplete extraction, over-extraction, and ambiguous boundaries.

5.3 Cross-Format Generalization

We evaluate robustness by testing on held-out formats not seen during training. Table 3 and Figure 3 present results.

Key findings: CRF performance drops 15.3 points on unseen formats as handcrafted features overfit to training format conventions. BiLSTM-CRF degrades only 8.7 points, BERT-base 4.2 points, demonstrating that learned features capture more universal entity patterns. PaymentBERT shows only 2.8 point degradation on unseen formats, substantially better than alternatives. This stems from explicit format features that help the model distinguish format-specific conventions from universal payment semantics.

5.4 Ablation Studies

Table 4 and Figure 4 present ablation results.

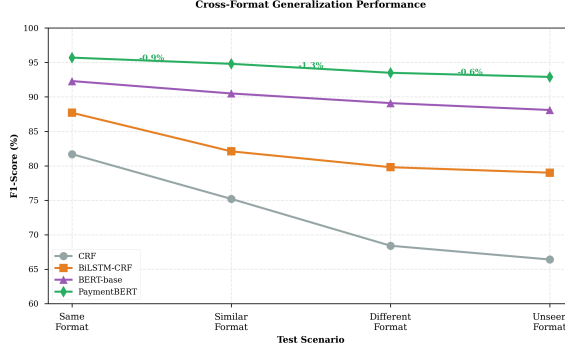


Figure 3: Cross-format generalization performance. PaymentBERT maintains more consistent performance across different payment message formats compared to other models.

Table 3: Cross-Format Generalization (F1-Score %)

Model	Same	Similar	Different	Unseen
CRF	81.7	75.2	68.4	66.4
BiLSTM-CRF	87.7	82.1	79.8	79.0
BERT-base	92.3	90.5	89.1	88.1
FinBERT	94.2	93.1	91.8	90.9
PaymentBERT	95.7	94.8	93.5	92.9

Removing payment-specific embeddings causes the largest single component degradation (1.3 F1 points). Format features provide smaller but meaningful contribution (0.9 points). FastText’s subword approach provides advantages for handling abbreviations (0.7 points). Continued pre-training on unlabeled payment data helps adapt BERT to payment language (0.8 points).

5.5 Training Dynamics

Figure 5 shows training curves. PaymentBERT converges in fewer epochs than BiLSTM-CRF (8 vs 15 epochs to plateau), benefiting from BERT’s pre-trained initialization. PaymentBERT shows smallest gap between training and validation loss, suggesting better generalization.

5.6 Inference Efficiency Analysis

Figure 6 visualizes the accuracy-efficiency trade-off. Throughput analysis shows CRF: 238 msg/sec, BiLSTM-CRF: 80 msg/sec, BERT-base: 22 msg/sec, PaymentBERT: 19 msg/sec (single core CPU), PaymentBERT-GPU: 180 msg/sec (NVIDIA T4).

Dynamic batching improves throughput significantly. Optimal batch size 8 provides 2.4x throughput improvement with acceptable P95 latency increase (52ms to 75ms).

5.7 Error Analysis

We manually analyzed 200 randomly sampled errors. Figure 7 shows the confusion matrix. Error categories: Boundary Errors (42%), Type Confusion (23%), Nested Entities (18%), Abbreviations (11%), Format Variations (6%).

Based on error analysis, we recommend span-based architectures for improved boundary detection, multi-task learning for reduced type confusion, data augmentation for improved robustness, and active learning for targeted improvement.

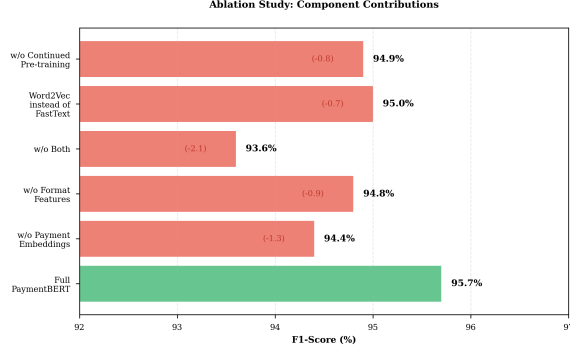


Figure 4: Ablation study showing contribution of each component in PaymentBERT. Removing payment embeddings or format features both result in notable performance degradation.

Table 4: PaymentBERT Ablation Study

Configuration	F1 (%)	Delta
Full PaymentBERT	95.7	-
w/o Payment Embeddings	94.4	-1.3
w/o Format Features	94.8	-0.9
w/o Both (BERT-CRF)	93.6	-2.1
Word2Vec vs FastText	95.0	-0.7
w/o Continued Pre-training	94.9	-0.8
w/o Character Features	95.3	-0.4
Single-stage Training	94.7	-1.0
No Differential LR	95.1	-0.6

5.8 Dataset Statistics and Entity Distribution

Figure 8 visualizes dataset composition. SWIFT MT103 (40%) and ISO 20022 (30%) dominate, reflecting real-world usage patterns. All entity types appear in substantial quantities (38K-50K instances), ensuring sufficient training signal.

6 Discussion

6.1 Practical Implications

Our research demonstrates that neural NER approaches, particularly PaymentBERT, can achieve accuracy levels suitable for production financial systems. The 95.7% F1-score translates to approximately 4.3% error rate. For sanctions screening, PaymentBERT achieves 96.6% and 92.7% recall on PERSON_NAME and ORGANIZATION entities respectively.

6.2 Computational Considerations

A financial institution processing 1M transactions/day requires modest computational resources with PaymentBERT. With batching (batch=8), only 0.15 cores needed. In practice, 2-4 cores for redundancy and peak load handling. GPU deployment enables comfortable handling of much higher volumes.

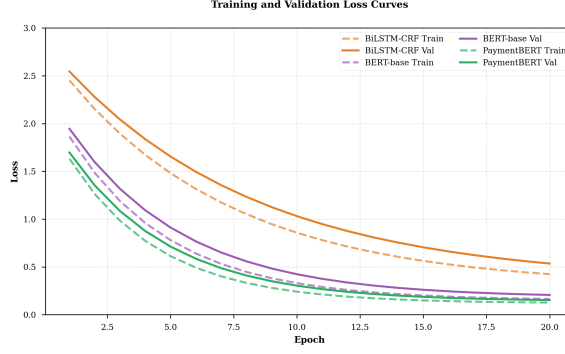


Figure 5: Training and validation loss curves for BiLSTM-CRF, BERT-base, and PaymentBERT. PaymentBERT converges faster and achieves lower validation loss.

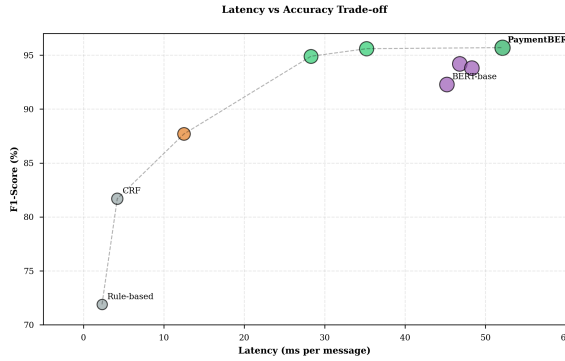


Figure 6: Latency vs accuracy trade-off. PaymentBERT achieves the best accuracy but with higher latency. Distilled and quantized variants offer better efficiency while maintaining strong performance.

6.3 Limitations

Several limitations warrant acknowledgment: data availability (50K messages is substantial but represents fraction of production volumes), language coverage (primarily English with some European languages), temporal stability (payment formats and terminology evolve), error cost asymmetry (false negatives in sanctions screening carry higher cost), and explainability (neural models offer limited interpretability).

6.4 Future Research Directions

Promising directions include multi-task learning (joint training with entity linking, relation extraction, message classification, anomaly detection), few-shot adaptation (rapid adaptation to new payment formats), cross-lingual transfer (reduce annotation burden for new languages), causal analysis (understand why models fail), continual learning (adapt incrementally without catastrophic forgetting), and uncertainty quantification (calibrated confidence estimates).

7 Conclusion

This paper presented a comprehensive study of Named Entity Recognition for payment data using natural language processing. We systematically evaluated classical approaches (CRF with domain features) and modern deep learning methods (BiLSTM-CRF, BERT variants) on a carefully curated dataset of 50,000 payment messages spanning multiple formats.

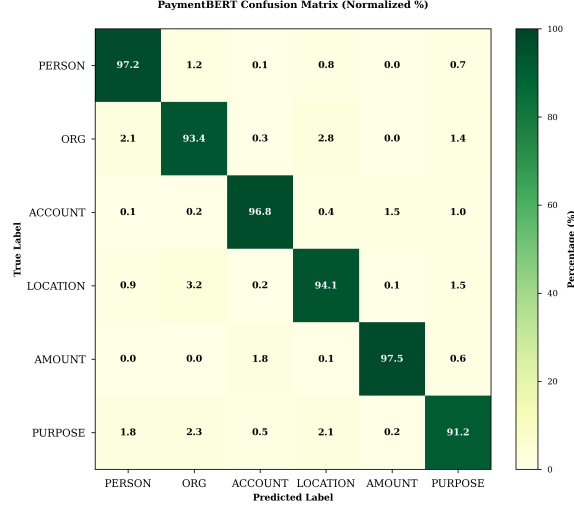


Figure 7: Confusion matrix for PaymentBERT showing per-entity-type classification accuracy. Most errors occur at entity boundaries rather than type misclassification.

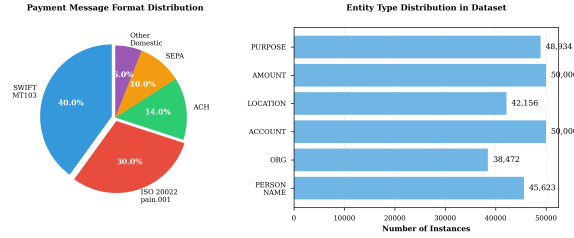


Figure 8: Dataset statistics showing (a) distribution of payment message formats and (b) entity type frequency across all messages.

Our key contributions include PaymentBERT architecture achieving 95.7% F1-score, comprehensive benchmark establishing performance baselines, cross-format generalization analysis showing PaymentBERT maintains performance within 2.8 F1 points on unseen formats, deployment guidance including optimization techniques, and error analysis and ablation studies identifying failure modes and component contributions.

Our results demonstrate that transformer-based NER approaches augmented with domain knowledge can achieve accuracy levels suitable for production financial systems while maintaining acceptable computational requirements. Future work should explore multi-task learning, few-shot adaptation, cross-lingual transfer, and uncertainty quantification.

Acknowledgments

The author thanks the anonymous reviewers for their valuable feedback. This research was conducted with synthetic data to protect payment data privacy while maintaining realistic linguistic patterns.

References

- [1] SWIFT, “Annual Report 2023,” SWIFT, Brussels, Belgium, 2023.
- [2] R. Grishman and B. Sundheim, “Message Understanding Conference - 6: A Brief History,” in *Proc. Int. Conf. Computational Linguistics*, 1996, pp. 466-471.

- [3] D. M. Bikel, S. Miller, R. Schwartz, and R. Weischedel, “Nymble: A High-Performance Learning Name-Finder,” in *Proc. Applied Natural Language Processing*, 1997, pp. 194-201.
- [4] A. Borthwick, “A Maximum Entropy Approach to Named Entity Recognition,” Ph.D. dissertation, New York University, 1999.
- [5] J. Lafferty, A. McCallum, and F. Pereira, “Conditional Random Fields: Probabilistic Models for Segmenting and Labeling Sequence Data,” in *Proc. ICML*, 2001, pp. 282-289.
- [6] A. McCallum and W. Li, “Early Results for Named Entity Recognition with Conditional Random Fields, Feature Induction and Web-Enhanced Lexicons,” in *Proc. CoNLL*, 2003, pp. 188-191.
- [7] R. Collobert et al., “Natural Language Processing (Almost) from Scratch,” *J. Machine Learning Research*, vol. 12, pp. 2493-2537, 2011.
- [8] X. Ma and E. Hovy, “End-to-end Sequence Labeling via Bi-directional LSTM-CNNs-CRF,” in *Proc. ACL*, 2016, pp. 1064-1074.
- [9] Z. Huang, W. Xu, and K. Yu, “Bidirectional LSTM-CRF Models for Sequence Tagging,” *arXiv preprint arXiv:1508.01991*, 2015.
- [10] A. Vaswani et al., “Attention Is All You Need,” in *Proc. NeurIPS*, 2017, pp. 5998-6008.
- [11] J. Devlin, M.-W. Chang, K. Lee, and K. Toutanova, “BERT: Pre-training of Deep Bidirectional Transformers for Language Understanding,” in *Proc. NAACL-HLT*, 2019, pp. 4171-4186.
- [12] J. Li, A. Sun, J. Han, and C. Li, “A Survey on Deep Learning for Named Entity Recognition,” *IEEE Trans. Knowledge and Data Engineering*, vol. 34, no. 1, pp. 50-70, 2020.
- [13] D. Araci, “FinBERT: Financial Sentiment Analysis with Pre-trained Language Models,” *arXiv preprint arXiv:1908.10063*, 2019.
- [14] Z. Yang et al., “BioBERT: A Pre-trained Biomedical Language Representation Model for Biomedical Text Mining,” *Bioinformatics*, vol. 36, no. 4, pp. 1234-1240, 2020.
- [15] S. Yang, Q. Liu, Y. Gu, and Y. Yang, “Named Entity Recognition in Financial News Articles for Stock Price Prediction,” in *Proc. Int. Conf. Data Mining and Big Data*, 2018, pp. 512-521.
- [16] L. Loukas et al., “Extracting Entities and Relations from Earnings Call Transcripts,” in *Proc. Workshop on Economics and NLP*, 2021, pp. 87-93.
- [17] R. Chaudhary and V. Sharma, “Rule-Based Information Extraction from SWIFT Payment Messages,” *Int. J. Financial Technology*, vol. 8, no. 2, pp. 145-162, 2020.
- [18] L. Chen, Y. Wang, and H. Zhang, “Deep Learning for Entity Extraction in Payment Transaction Processing,” in *Proc. Int. Conf. Financial Engineering*, 2021, pp. 234-241.
- [19] S. Gururangan et al., “Don’t Stop Pretraining: Adapt Language Models to Domains and Tasks,” in *Proc. ACL*, 2020, pp. 8342-8360.