

From SFT to RL: Demystifying the Post-Training Pipeline for LLM-based Vulnerability Detection

Youpeng Li¹, Fuxun Yu², Xinda Wang¹

¹University of Texas at Dallas, ²Microsoft

The integration of large language models (LLMs) into vulnerability detection (VD) has shifted the field toward interpretable and context-aware analysis. While post-training techniques have shown promise in general coding tasks, their systematic application to VD remains underexplored. In this paper, we present the first comprehensive investigation into the post-training pipeline for LLM-based VD, spanning from cold-start supervised fine-tuning (SFT) to off-policy preference optimization and on-policy reinforcement learning (RL), uncovering how data curation, stage interactions, reward mechanisms, and evaluation protocols collectively dictate the efficacy of model training and assessment. Our study identifies practical guidelines and insights: (1) SFT based on rejection sampling greatly outperforms rationalization-based supervision, which can introduce hallucinations due to ground-truth leakage. (2) While increased SFT epochs constantly benefit off-policy preference optimization, excessive SFT inhibits self-exploration during on-policy RL, ultimately limiting performance gains. (3) Coarse-grained reward signals often mislead RL, whereas fine-grained root-cause judgments ensure reliable credit assignment and yield substantial performance gains. Sample specification-based rewards offer further benefits but incur significant effort in specification design and generation overhead. (4) Although filtering extremely hard-to-detect vulnerability samples improves RL training efficiency, the cost of the resulting model performance loss should be considered in practical applications. (5) Models trained under GRPO significantly outperform those using SFT and preference optimization algorithms (i.e., DPO and ORPO), as well as a series of zero-shot SOTA LLMs, underscoring the significant potential of on-policy RL for the post-training of LLMs in VD tasks. (6) In contrast to traditional binary matching that tends to overestimate performance, LLM-as-a-Judge based on root-cause analysis provides a more robust evaluation protocol, although its accuracy varies across judge models with different levels of security expertise.

 **Code Repository:** <https://github.com/youpengl/OpenVul>

 **Model Checkpoints & Datasets:** <https://huggingface.co/collections/Leopo1d/openvul>

 **Contact:** youpeng.li@utdallas.edu

1. Introduction

Driven by strong code comprehension capabilities, Large Language Models (LLMs) have been increasingly integrated into vulnerability detection (VD) (Feng et al., 2025, Nong et al., 2025, Li et al., 2025b, Huynh et al., 2025, Halder et al., 2025, Zhang et al., 2024, Zibaeirad and Vieira, 2025, Widyasari et al., 2025, Liu et al., 2025a, Li et al., 2025d, Hu et al., 2023, Abramovich et al., 2025, Tsai et al., 2025, Weissberg et al., 2025, Das et al., 2025, Li et al., 2025c, Ding et al., 2025, Zhao et al., 2024, Ferrag et al., 2025, Yin et al., 2024, Ullah et al., 2024, Lin and Mohaisen, 2025, Ouchebara and Dupont, 2025, Guo et al., 2024, Khare et al., 2025, Fu et al., 2023, Gao et al., 2023, Purba et al., 2023, Shestov et al., 2025, Sun et al., 2024, Li et al., 2025e). Complementing human experts (Mu et al., 2018), traditional static/dynamic analysis tools (Lipp et al., 2022, Goseva-Popstojanova and Perhinschi, 2015), or classic deep learning techniques (Chakraborty et al., 2022, Li et al., 2018, Chen et al., 2023), LLMs offer detailed, interpretable vulnerability reasoning and enable efficient

analysis without requiring fully compilable source code. Prompt Engineering was initially introduced to LLM-based VD, evolving from basic zero-shot/few-shot prompting to approaches that incorporate structural information (Feng et al., 2025, Li et al., 2025b, Huynh et al., 2025) or human-curated Chain-of-Thought (CoT) instructions (Nong et al., 2025, Zhang et al., 2024, Zibaeirad and Vieira, 2025, Ullah et al., 2024) to enhance vulnerability reasoning. However, the efficacy of these methods is fundamentally bounded by the base models’ inherent code understanding and instruction-following capabilities, especially when they lack pre-training on vulnerability-specific tasks (Li et al., 2025c, Ding et al., 2025, Zhao et al., 2024, Ferrag et al., 2025, Yin et al., 2024, Ullah et al., 2024, Lin and Mohaisen, 2025, Ouchebara and Dupont, 2025, Guo et al., 2024, Khare et al., 2025, Fu et al., 2023, Gao et al., 2023, Purba et al., 2023, Shestov et al., 2025, Sun et al., 2024, Li et al., 2025e). Furthermore, the defensive concealment of reasoning chains in proprietary models (Mu et al., 2018, OpenAI et al., 2024), coupled with the trillion-parameter scales of latest LLMs (Mu et al., 2018, OpenAI et al., 2024, DeepSeek-AI, 2025, Yang et al., 2025), restrict their deployment in resource-constrained environments or for sensitive codebase analysis.

Supervised fine-tuning (SFT) has been employed in subsequent works to develop specialized VD LLMs (Du et al., 2024, Yang et al., 2024a, Nie et al., 2025). By fine-tuning lightweight models on reasoning datasets comprising CoTs distilled from stronger teacher models, student models have been enabled to mimic sophisticated reasoning patterns, thereby enhancing VD performance. Nevertheless, the inherent nature of SFT, which trains exclusively on ground-truth answers, limits the model’s ability to distinguish between positive and negative samples, particularly when dealing with subtle changes before and after vulnerability patching.

Reinforcement Learning from Human Feedback (RLHF) has more recently yielded significant breakthroughs in software engineering tasks (Yang et al., 2024c). To mitigate the heavy training overhead and limited generalization of external reward models, Direct Preference Optimization (DPO) (Rafailov et al., 2023) mathematically encodes implicit rewards within its optimization objective, while Odds Ratio Preference Optimization (ORPO) (Hong et al., 2024) further eliminates the need for reference models by combining SFT with preference optimization. While these off-policy methods have been applied to VD (Wen et al., 2025, Weyssow et al., 2025), their reliance on static preference datasets constrains the model’s self-exploration capabilities. On-policy methods like Proximal Policy Optimization (PPO) (Schulman et al., 2017) demonstrate potential to address this, and Group Relative Policy Optimization (GRPO) (Shao et al., 2024) further streamlines the process by removing the value model, enhancing both efficiency and generalization.

Despite the proven success of these post-training methods in general domains, their application to VD remains underexplored, with several critical gaps: ❶ *Evaluation Scope*: Existing VD empirical studies primarily focus on comparing model performance under limited learning paradigms, whereas the systemic efficacy of various post-training methods remains overlooked. ❷ *Data Curation*: The scarcity of high-quality vulnerability reasoning data, the diversity of vulnerability types, and the variance in data difficulty add layers of complexity to training data curation; their collective impact on different post-training stages remains an unsolved puzzle. ❸ *Stage Interaction*: The impact of the cold-start SFT on subsequent off-policy preference optimization and on-policy RL training remains unknown. ❹ *Reward Design*: Traditional binary outcome rewards fail to capture the quality of complex vulnerability reasoning, leaving the impact of reward granularity unclear. ❺ *Evaluation Protocol*: Coarse-grained binary comparisons introduce evaluation bias; while LLM-as-a-Judge enables fine-grained assessment, its inherent biases have yet to be systematically measured.

To bridge the gap, this paper conducts an in-depth examination into the post-training pipeline for VD, spanning from cold-start SFT to off-policy preference optimization and on-policy RL, uncovering how data curation, stage interactions, reward systems, and evaluation protocols collectively dictate the efficacy of model training and the accuracy of performance evaluation. Specifically, to support a more practical and accurate evaluation,

we first curate a context-level VD dataset by enriching high-quality function-level data with inter-procedure contexts extracted via various static analysis tools. Second, for the cold-start stage, we explore how different SFT data curation methods (rejection sampling vs. rationalization) affect model training. We then investigate how the intensity of SFT influences subsequent off-policy preference optimization and on-policy RL training. Third, for the RL stage, we compare full-dataset GRPO training against data filtering based on vulnerability difficulty and introduce two data scheduling methods, curriculum learning-based and pair-based sampling, to evaluate their impact on performance. Additionally, we introduce multi-granularity reward systems, based on detection-level binary comparison, prediction-level CWE matching, reasoning-level root-cause alignment, and sample-level specification, to assess their influence on RL outcomes. Lastly, regarding evaluation protocols, we demonstrate the discrepancies between binary-, CWE-, and root cause-based correctness judgment, while quantifying the inherent biases of different LLMs acting as LLM-as-a-Judge.

Through extensive experiments, we provide invaluable post-training guidelines and insights for future VD research: (1) SFT on CoT data collected via rejection sampling significantly outperforms rationalization. In the latter, teacher models often include ground-truth vulnerability info in their reasoning; since this info is hidden from student models during testing, it leads to student models conflating external knowledge with internal reasoning, resulting in hallucinations (e.g., hallucinating irrelevant CVE IDs). (2) Cold-start SFT plays a pivotal role in establishing the model’s fundamental VD capabilities. Higher SFT epochs improve the model’s ability to distinguish between vulnerable and patched code, thereby benefiting off-policy preference optimization. Conversely, excessive SFT inhibits self-exploration during on-policy RL, preventing the model from sampling the correct rollouts to receive effective feedback, ultimately limiting performance gains. (3) Coarse-grained rewards often mislead RL training, resulting in suboptimal performance. Fine-grained signals based on root-cause correctness ensure reliable credit assignment and yield substantial performance improvements. Sample-specification rewards are beneficial but require manual effort in rubric design and significant inference overhead for generating sample-by-sample rubrics using LLMs. (4) Vulnerability samples that are either too simple or too complex suffer from severe reward sparsity and provide negligible gradients in RL. Although filtering these extremes improves training efficiency, a trade-off between model performance and training efficiency needs to be considered in practical applications. (5) Models trained using GRPO demonstrate performance that significantly exceeds that of SFT, preference optimization (i.e., DPO, ORPO), and even zero-shot SOTA LLMs. These findings highlight the transformative potential of on-policy RL for the post-training of LLMs in VD, particularly in its ability to navigate complex reasoning paths beyond static supervision. (6) Traditional detection-level binary comparison largely overestimates LLM performance in VD. While prediction-level CWE matching reduces cases of “correct answer with flawed reasoning,” it still suffers from false negatives/positives due to CWE’s hierarchical structure. Reasoning-level root-cause judgment using LLM-as-a-Judge substantially reduces bias but requires the judge LLM to have strong instruction-following capabilities and domain-specific security expertise.

The contributions of this paper are summarized as follows:

- We are the first to systematically study the post-training pipeline for LLM-based VD from cold-start SFT to off-policy preference optimization and on-policy RL.
- We examine how data curation, stage interactions, reward mechanisms, and evaluation protocols collectively impact the efficacy of model training and assessment, while identifying key research questions arising from above processes.
- Based on our evaluation results and findings, we summarize a set of best practices and guidelines to inform and guide future research on LLM-based VD.
- We open-source a post-training framework, including code, datasets, and models, to facilitate future research into the training and evaluation of specialized VD LLMs.

2. Preliminaries

2.1. Problem Formulation.

Table 1: Objective Functions of LLM Post-training Algorithms

Methods	Objective Functions $\mathcal{J}(\theta)$	
SFT	$\mathcal{J}_{SFT}(\theta) = \mathbb{E}_{q, o^+ \sim \mathcal{P}(\mathcal{Q}, \mathcal{O}^+)} \left[\frac{1}{ o^+ } \sum_{t=1}^{ o^+ } \log \pi_{\theta}(o_t^+ q, o_{<t}^+) \right]$	(1)
DPO	$\mathcal{J}_{DPO}(\theta) = \mathbb{E}_{q \sim \mathcal{P}(\mathcal{Q}), o^+, o^- \sim \pi_{\text{ref}}(\mathcal{O} q)} \left[\log \sigma \left(\beta \frac{1}{ o^+ } \sum_{t=1}^{ o^+ } \log \frac{\pi_{\theta}(o_t^+ q, o_{<t}^+)}{\pi_{\text{ref}}(o_t^+ q, o_{<t}^+)} - \beta \frac{1}{ o^- } \sum_{t=1}^{ o^- } \log \frac{\pi_{\theta}(o_t^- q, o_{<t}^-)}{\pi_{\text{ref}}(o_t^- q, o_{<t}^-)} \right) \right]$	(2)
ORPO	$\mathcal{J}_{ORPO}(\theta) = \mathbb{E}_{q, o^+, o^- \sim \mathcal{P}(\mathcal{Q}, \mathcal{O}^+, \mathcal{O}^-)} \left[\frac{1}{ o^+ } \sum_{t=1}^{ o^+ } \log \pi_{\theta}(o_t^+ q, o_{<t}^+) + \beta \log \sigma \left(\log \frac{\text{odds}_{\theta}(o^+ q)}{\text{odds}_{\theta}(o^- q)} \right) \right]$	(3)
GRPO*	$\mathcal{J}_{GRPO}(\theta) = \mathbb{E}_{q \sim \mathcal{P}(\mathcal{Q}), \{o_i\}_{i=1}^G \sim \pi_{\text{old}}(\mathcal{O} q)} \left[\frac{1}{G} \sum_{i=1}^G \frac{1}{ o_i } \sum_{t=1}^{ o_i } \left(\min \left[\frac{\pi_{\theta}(o_{i,t} q_i, o_{i,<t})}{\pi_{\text{old}}(o_{i,t} q_i, o_{i,<t})} \hat{A}_{i,t}, \text{clip}(\cdot) \right] - \beta D_{KL}[\pi_{\theta} \pi_{\text{ref}}] \right) \right]$	(4)

* The $\text{clip}(\cdot)$ term is negligible in pure on-policy GRPO where $\pi_{\theta} = \pi_{\text{old}}$.

In the context of VD, consider a vulnerability reasoning dataset \mathcal{D} with a data distribution $\mathcal{P}(\mathcal{Q}, \mathcal{O}^+, \mathcal{O}^-)$. Here, \mathcal{Q} represents a set of vulnerability queries, while \mathcal{O}^+ and \mathcal{O}^- denote the preferred (chosen) and dispreferred (rejected) responses for each query q in \mathcal{Q} , typically generated by prompting strong teacher LLMs.

To enhance the VD capabilities of lightweight student LLMs, a common practice is to perform SFT on a pre-trained model π_{θ} using training data $\mathcal{P}(\mathcal{Q}, \mathcal{O}^+)$ composed of queries and chosen responses in Equation 1 within Table 1. While SFT enables the model to mimic correct responses, it provides no mechanism for discriminating between valid and flawed outputs, particularly when navigating the subtle nuances of vulnerability patches. To bridge this gap, as shown in Equation 2, DPO leverages the SFT model as a reference policy π_{ref} and directly optimizes a pairwise preference objective under the Bradley-Terry framework (Rafailov et al., 2023), eliminating the need for an explicit reward model. ORPO unifies these two stages by combining SFT loss and odds loss, where $\text{odds}_{\theta}(o|q) = \frac{\pi_{\theta}(o|q)}{1-\pi_{\theta}}(o|q)$ in Equation 3, further eliminating the need for a reference model to improve training efficiency.

However, both SFT and off-policy preference optimization rely on static supervision. As the model improves, the learned distinctions fail to reflect the latest policy behavior and instead remain derived from outdated training signals, thereby limiting effective self-exploration. To address this, on-policy RL methods have been introduced to incorporate on-the-fly feedback collected from current policy rollouts. In particular, GRPO, as formulated in Equation 4, samples groups of responses $\{o_i\}_{i=1}^G$ per query q and computes group-normalized relative advantages $\hat{A}_{i,t}$ from their rewards $\{r_i\}_{i=1}^G$ (i.e., $\hat{A}_{i,t} = \tilde{r}_i = \frac{r_i - \text{mean}(\{r_i\}_{i=1}^G)}{\text{std}(\{r_i\}_{i=1}^G)}$), which then guides the on-policy optimization.

2.2. Context-aware Vulnerability Dataset Collection.

As established by recent studies (Li et al., 2024b, Zhou et al., 2024, Wu et al., 2025, Sovrano et al., 2025, Risse et al., 2025, Li et al., 2025f), LLMs restricted to isolated functions suffer from semantic blindness. Without broader context such as inter-procedure dependencies and global state behaviors, LLMs often hallucinate assumptions (Li et al., 2024b, Zhou et al., 2024, Li et al., 2025f), leading to false positives (by overlooking external sanitizers) or false negatives (by missing trigger conditions). However, most existing VD datasets are restricted to the function-level (Halder et al., 2025, Li et al., 2024a, Ni et al., 2024, Chen et al., 2023, Ding et al., 2025), failing to provide complete context (Yildiz et al., 2025, Wen et al., 2024, Wang et al., 2024, Ahmed et al., 2025), or lacking sufficient context-level data to support model post-training (Wang et al., 2025, Lee et al., 2025, Chen et al., 2025).

To address these gaps, we construct a context-aware C/C++ VD dataset, as detailed in Section 4.1 and Appendix A. Building on existing function-level datasets with high labeling accuracy (Ding et al., 2025, Ahmed et al., 2025), we exclude irrelevant functions to keep only the target vulnerability-patch pairs. We then apply data deduplication and comment removal to reduce the risk of data leakage. To enrich these function-level code snippets with their surrounding context, we use Joern (Yamaguchi et al., 2014) to generate Code Property Graphs (CPGs) for each sample, which enables the extraction of critical dependencies such as global variables, type definitions, macros, and callee functions.

3. Post-training Pipeline for LLM-based Vulnerability Detection

In this section, we present an overview of the post-training pipeline for LLM-based VD, including cold-start SFT (Section 3.1), off-policy preference optimization (Section 3.2), and on-policy RL (Section 3.3). We examine how data curation, stage interactions, reward design, and evaluation protocols dictate the efficacy of model training and assessment.

3.1. Cold-start SFT

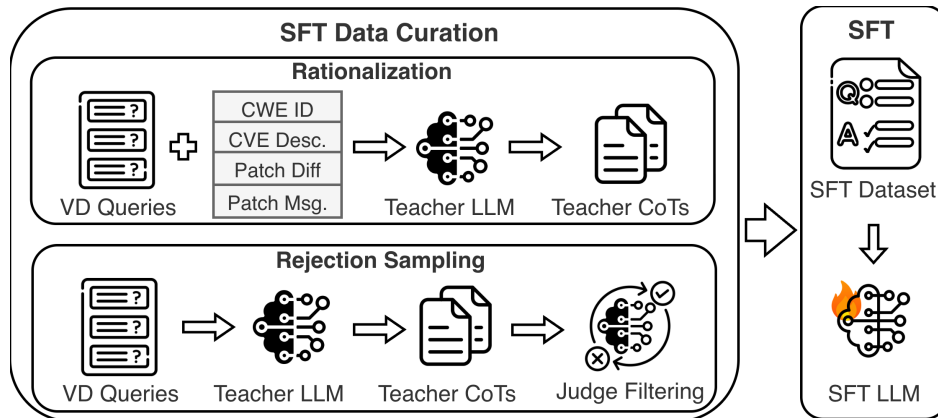


Figure 1: Training Pipeline for SFT

3.1.1. SFT Data Curation

High-quality reasoning data is crucial during the cold start stage to enhance the model’s fundamental VD capabilities. It helps the SFT LLM better distinguish between vulnerabilities and their corresponding patched

versions, thereby improving the effectiveness of subsequent preference optimization and circumventing the sample inefficiency typically triggered by sparse rewards during RL. Figure 1 shows two primary methods for collecting reasoning data:

- *Rejection Sampling* leverages a dataset of vulnerability code snippets to prompt a high-capacity teacher LLM to generate multiple candidate explanations. These candidates are then processed through a rigorous LLM-judge filtering protocol (described in Section 3.1.2) to curate a high-quality dataset of vulnerability reasoning CoTs.
- *Rationalization* provides the teacher LLM with both the target code and its associated ground-truth metadata, including CWE IDs, vulnerability descriptions, commit messages, and patch diff. By leveraging this gold standard information, the model generates highly accurate vulnerability analyses grounded in factual evidence.

These two methods are complementary in their strengths and weaknesses. Rejection sampling uncovers the model’s inherent problem-solving logic without external guidance and effectively filters out responses with flawed reasoning. However, it often fails to generate valid reasoning paths for vulnerability samples with subtle or complex characteristics, leading to a high rejection rate where many samples are discarded during the filtering stage. Rationalization ensures a high success rate and strong alignment between the reasoning process and the ground truth by providing the model with prior knowledge, yet it is prone to post-hoc rationalization where the model may merely craft a superficial justification to match the known answer instead of performing genuine logical deduction. In Section 5.1, we will compare and analyze the impact of these two reasoning data curation methods on SFT model training.

3.1.2. LLM-Judge Filtering Protocol

When performing rejection sampling for reasoning data, LLM-as-a-Judge is employed to serve as the filtering mechanism. Specifically, for each VD sample, the judge LLM determines whether the model has correctly detected the target vulnerability, or correctly confirmed its absence, by analyzing whether the teacher LLM’s reasoning-level root cause analysis aligns with the provided ground truth vulnerability information (more details can be found in Appendix C.3). To mitigate the impact of LLM non-determinism and the inherent difficulty of detecting certain vulnerability samples, the teacher LLM is configured to generate eight candidate responses for each VD query. Ultimately, only those queries with at least one correct response are retained to ensure the overall quality of the reasoning dataset.

3.2. Off-policy Preference Optimization

Figure 2 shows the post-training pipelines for off-policy preference optimization algorithms, DPO and ORPO.

3.2.1. Preference Data Curation

In DPO, the preference dataset is typically constructed by sampling paired CoTs directly from the SFT LLM to minimize the distribution shift between the SFT LLM and the subsequent preference optimization process. Specifically, we generate eight candidate responses per query from the SFT LLM. These responses are then processed through the filtering protocol (detailed in Section 3.1.2) to pair preferred and dispreferred responses from the same query, thereby building the preference dataset. Since ORPO integrates SFT and preference optimization into Equation 3, its preference dataset is typically generated by a teacher LLM.

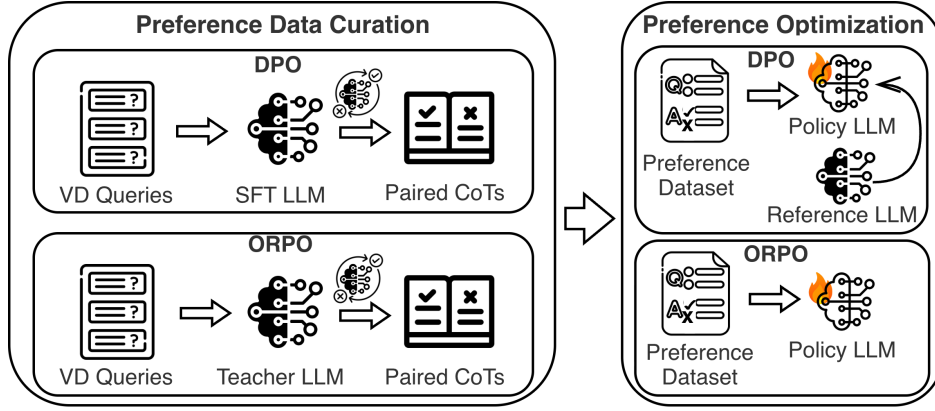


Figure 2: Training Pipeline for Preference Optimization

3.2.2. Off-policy Optimization

DPO typically begins with an SFT LLM as its starting point, which also serves as the reference LLM. It then directly optimizes the policy LLM under a Bradley-Terry-based preference objective, which allows for implicit reward modeling without a separate training stage. ORPO further evolves this process by unifying the SFT and preference optimization stages into a single objective, further eliminating the need for a reference model and enhancing training efficiency.

3.3. On-policy Reinforcement Learning

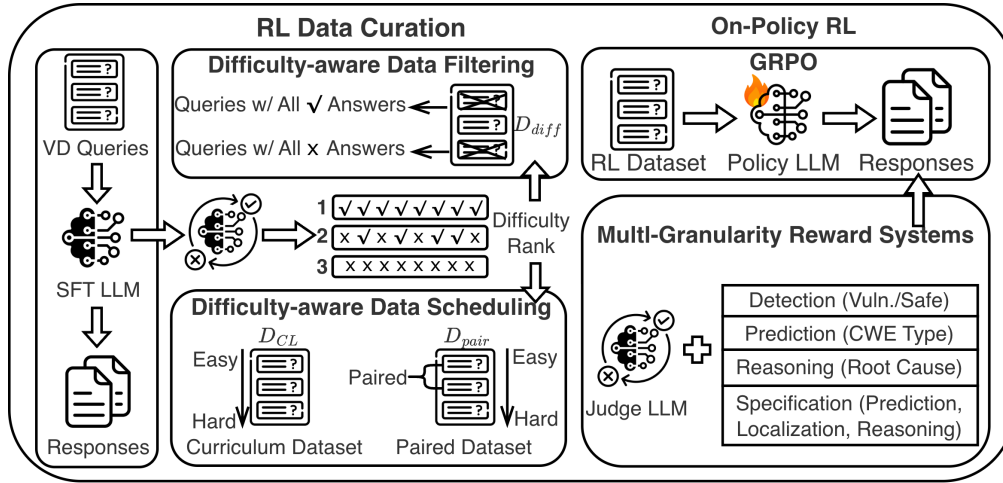


Figure 3: Training Pipeline for Reinforcement Learning

3.3.1. RL Data Curation

In the on-policy RL stage, the difficulty of the vulnerability queries in the training data determines reward sparsity, which in turn dictates the effectiveness and efficiency of RL training. Particularly in VD, the model's performance varies significantly across different vulnerability types (e.g., memory-related vs. complex logic vulnerabilities) and even within the same category when presented in different code structures (e.g.,

function-level vs. inter-procedural vulnerabilities). Consequently, the curation and organization of VD data are critical factors influencing RL training. Motivated by these insights, we propose following difficulty-aware data filtering and scheduling schemes, as shown in Figure 3, whose impact on RL training will be analyzed in Section 5.5.

Difficulty-aware Data Filtering. In a full-data setting, when a group of responses for extremely simple or difficult problems yields identical group rewards $\{r_i\}_{i=1}^G$, the group-relative reward normalization in GRPO results in a group advantage of zero for all samples (i.e., $\hat{A}_{i,t} = \frac{r_i - \text{mean}(\{r_i\}_{i=1}^G)}{\text{std}(\{r_i\}_{i=1}^G)} = 0$). This inhibits effective parameter updates, as the gradient signal effectively vanishes for these samples.

To address this, we propose a difficulty-aware data filtering strategy. We quantify the difficulty of vulnerability data using the SFT LLM’s pairwise pass@1. Specifically, for each pair, comprising a vulnerable code snippet and its corresponding patch, the SFT LLM generates eight responses. A pair is deemed correct only if the model successfully identifies the vulnerability and validates its patch (i.e., achieving both a true positive and a true negative). This pairwise constraint prevents the filtered dataset from being dominated by a single class due to inherent model prediction bias (e.g., a tendency toward false positives/negatives). We then construct $\mathcal{D}_{\text{diff}}$ by excluding pairs with a pass@1 of 0 (consistently incorrect) or 1 (consistently correct). Figure 4 displays the difficulty distribution of $\mathcal{D}_{\text{diff}}$ on the SFT LLM.

Difficulty-aware Data Scheduling. Traditional random sampling often introduces high variance in batch difficulty and creates imbalances between vulnerable and patched samples, potentially destabilizing RL training. To address this, we propose two difficulty-aware data scheduling strategies:

- *Curriculum Learning* (\mathcal{D}_{CL}): We sort the queries by pairwise pass@1 in descending order to create \mathcal{D}_{CL} . This ensures a gradual increase in difficulty across training batches, allowing the model to learn simple vulnerability patterns before tackling more complex samples.
- *Pairwise Scheduling* ($\mathcal{D}_{\text{pair}}$): Building on \mathcal{D}_{CL} , we further ensure that a vulnerable sample and its patched version are always included in the same training batch while maintaining the gradual progression of difficulty.

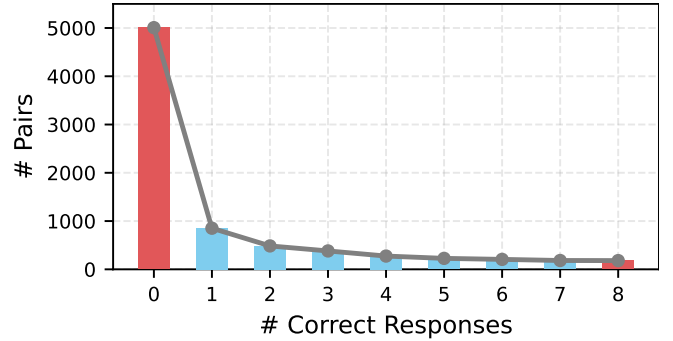


Figure 4: Difficulty Distribution of $\mathcal{D}_{\text{diff}}$ on SFT LLM

3.3.2. On-policy Optimization

As illustrated in Figure 3, GRPO typically begins with a cold-start stage to obtain a SFT LLM. Subsequently, in each GRPO iteration, RL data processed through difficulty-aware data curation is fed into the policy LLM to generate online rollouts. These group rollouts are then scored by a reward system involving a judge LLM, as introduced in Section 3.3.3, providing reward feedback to guide on-policy LLM optimization.

3.3.3. Multi-granularity Reward Systems

In RL, model training is guided by the reward signal; therefore, the design of reward systems determines the ultimate effectiveness of RL training. While rule-based rewards, such as unit-test verifiers for resolving GitHub issues, are effective for general coding tasks (Li et al., 2025a, Liu et al., 2025b, Yao et al., 2025, Yang

et al., 2024c), software security presents unique challenges. The difficulty of reproducing vulnerabilities, coupled with their strict dependency on specific software versions, complicates the large-scale acquisition of verifiable VD samples and the provisioning of their necessary execution environments.

Early VD efforts relied on binary comparisons for evaluation (Simoni et al., 2025). This coarse-grained approach often results in incorrect credit assignment, for instance, rewarding a model that guesses correctly despite flawed reasoning, which misleads the RL training process. Since most VD datasets are sourced from public databases like the National Vulnerability Database (NVD) (National Vulnerability Database, NVD), we can leverage this metadata as a proxy for evaluation. Consequently, we propose multi-granularity reward systems spanning detection, prediction, reasoning, and specification levels to systematically explore their impact on RL performance as follows:

Detection-based Reward. This baseline reward measures the accuracy of binary detection. A model receives a reward of +1.0 for a correct label and a penalty of -1.0 otherwise.

Prediction-based Reward. This level evaluates the model’s ability to identify the specific CWE type. To account for the hierarchical nature of the CWE, we avoid a naive exact-match approach, which often leads to biased credit assignment. Following the mapping methodology in (Lipp et al., 2022, Goseva-Popstojanova and Perhinschi, 2015), a prediction is deemed correct, yielding a +1.0 reward, if the predicted CWE ID and the ground truth share a direct parent-child relationship in the CWE taxonomy; otherwise, it receives a penalty of -1.0. More details about CWE matching can be found in Appendix B.

Reasoning-based Reward. To move beyond superficial lexical overlap, we employ an LLM-as-a-Judge to assess the semantic integrity of the model’s vulnerability analysis. The judge LLM evaluates whether the model’s root cause analysis aligns with the ground truth (i.e., CVE description, commit message, and patch diff) based on the predefined guideline detailed in Appendix C.3. The model receives a +1.0 reward if so, and a -1.0 penalty otherwise. We argue that reasoning-based rewards are more robust than prediction-based ones, as they mitigate reward hacking where models might correctly guess a common vulnerability type (e.g., buffer overflow) through flawed logic.

Specification-based Reward. While the aforementioned systems focus on outcome rewards, they typically fail to (1) distinguish between reasoning paths of varying procedural quality that reach the same conclusion, and (2) provide sample-specific granularity beyond general guidelines. To bridge this gap, we propose a specification-based process reward system. For each sample, an LLM pre-generates a tailored rubric derived from the ground truth. This rubric provides a granular scoring framework across three dimensions:

- *Prediction Accuracy* (e.g., Correct identification of an integer overflow).
- *Localization Precision* (e.g., Accurate pinpointing of the vulnerable snippet, such as `memcpy(dest, src, len)`).
- *Reasoning Quality* (e.g., Explicitly identifying the absence of length validation).

This multi-dimensional specification enables the judge LLM to discern nuanced differences in reasoning quality and reduces the stochasticity inherent in guideline following. Detailed prompts for sample-level specification generation and judgment are provided in Appendix C.4-C.5. Section 5.4 conducts experimental comparisons across four reward granularities.

3.4. Evaluation Protocol

The accuracy of evaluation determines the subsequent optimization direction of the model and influences the estimation of a VD LLM’s practical capability in real-world scenarios. Therefore, the evaluation protocol is a critical component of the post-training pipeline for LLM-based VD. We introduce the following three evaluation methods, ranging from coarse-grained to fine-grained, and will discuss their impact on evaluation results in Section 5.8:

- *Detection-level Match*: A detection is considered a True Positive (TP) or True Negative (TN) when the model’s predicted binary label matches the ground truth; otherwise, it is classified as a False Positive (FP) or False Negative (FN).
- *Prediction-level Match*: For vulnerable samples, a prediction is a TP if the model’s predicted CWE type has a direct parent-child relationship with the ground truth; otherwise, it is an FN. For patched versions where vulnerabilities have been fixed, the prediction is considered a TN if the model identifies the sample as benign or predicts a CWE type unrelated to the ground truth; otherwise, it is an FP.
- *Reasoning-level Match (default evaluation method)*: For vulnerable samples, a vulnerability reasoning is considered a TP only when the model’s root cause analysis aligns with the ground truth vulnerability information; otherwise, it is an FN. For patched (vulnerability-fixed) versions, the vulnerability reasoning is considered a TN if the model identifies the sample as safe or if the predicted vulnerability is unrelated to the ground truth; otherwise, it is an FP.

It should be noted that existing VD datasets are typically composed of vulnerable code and its patched version extracted from commits addressing specific target CVEs. For each VD sample, we only know whether it contains the specific target vulnerability, while the presence of other vulnerabilities remains unknown. Consequently, the evaluation method adopted in this work treats cases where the model predicts other unknown vulnerabilities in samples where the target CVE has been patched as TN rather than FP. This conservative approach reports the upper bound of the model’s precision. Addressing the inherent challenges of VD dataset quality and more precise evaluation remains a subject for future research.

Finally, as the reliability of reasoning-level matching depends on the LLM-as-a-Judge, Section 5.7 will compare different judge LLMs with human-verified results to measure potential bias.

4. Experimental Setup

4.1. Dataset Partitioning

Table 2: Dataset Statistics

#Samples	#Projects	#CWEs	#Tokens	Function	Context	Input
Train: 15594	775	179	Min	27	0	296
Val.: 1968			Mean	729	1270	2242
Test: 1970			Max	14888	14311	16292

To avoid data leakage, we partition the dataset introduced in Section 2 into training, validation, and test sets according to an 8:1:1 ratio based on commit dates. Given the pair-based nature of our dataset, a balanced distribution is critical to mitigate bias and ensure the effectiveness and fairness of the trained model. Table 2 presents the statistics of the dataset.

4.2. Models

We adopt Qwen3-4B as our backbone LLM for its optimal balance between parameter efficiency and advanced reasoning capabilities in coding tasks. To construct the reasoning datasets detailed in Sections 3.1.1 and 3.2.1, we employ DeepSeek-R1-0528 as the teacher LLM. For reward evaluation during RL training and within our filtering and evaluation protocols, GPT-OSS-120B (configured with high reasoning effort) is selected to serve as the default LLM-as-a-Judge and sample specification generator. Furthermore, built upon the Qwen3-4B, we provide a comparative analysis of several SOTA LLMs under zero-shot settings, alongside a performance evaluation of various post-training methods, as presented in Section 5.6.

4.3. Metrics

To improve the accuracy of the evaluation results, the models are configured to generate eight responses for each query. We then report pass@1, pass@k (k=8), recall, precision, and F1, which are calculated as follows: $\text{pass@1} = \frac{1}{NG} \sum_{i=1}^N \sum_{j=1}^G p_{i,j}$; $\text{pass@k} = \frac{1}{N} \sum_{i=1}^N \left[1 - \prod_{j=1}^k (1 - p_{i,j}) \right]$, where $p_{i,j}$ denotes the correctness of the j -th response corresponding to the i -th sample ($p_{i,j} \in \{0,1\}$); $\text{recall} = TP / (TP + FN)$; $\text{precision} = TP / (TP + FP)$; $F1 = 2 * \text{precision} * \text{recall} / (\text{precision} + \text{recall})$.

We further introduce four pair-wise metrics, P-C, P-V, P-B, and P-R (Ding et al., 2025), to evaluate the ability of the LLM to distinguish between vulnerability-patch pairs. Specifically, P-C indicates that the LLM correctly predicts both the vulnerable sample and its corresponding patched version. P-V and P-B indicate that the LLM predicts both versions as vulnerable or safe, respectively. Finally, P-R indicates that the LLM’s predictions for both versions are incorrect.

4.4. Implementation Details

Our post-training framework for LLM-based VD is built upon the Hugging Face TRL library, integrating optimization techniques such as DeepSpeed and vLLM to enhance training and inference efficiency. All SFT and preference optimization models are trained on four NVIDIA A100-SXM4-80GB GPUs. For GRPO, we employ a distributed RL setup across two nodes totaling eight GPUs, with two additional GPUs hosting a vLLM serve to facilitate high-throughput online rollout generation. Regarding hyperparameters, for cold-start SFT, we employ a learning rate of $1e-5$ with a linear schedule, a warmup ratio of 0.1, a total batch size of 32, and 8 gradient accumulation steps over 5 epochs. For DPO, ORPO, and GRPO, the learning rate is adjusted to $1e-6$. Regarding the β hyperparameter in Table 1, we perform a grid search across $\{0.01, 0.1, 1\}$ for DPO and ORPO, reporting the optimal performance at $\beta = 0.1$. For GRPO, following the common practice in (Liu et al., 2025c, Yu et al., 2025b), we set $\beta = 0$ to maximize training efficiency. All other hyperparameters remain consistent with the SFT stage. For zero-shot prompting, we utilize default model configurations. To ensure comprehensive contextual reasoning, we set the maximum sequence length to 32,768 tokens, providing a strategic balance between accommodating long code contexts and reserving sufficient space for reasoning steps.

5. Experimental Evaluation and Results

We present our evaluation results and provide practical insights structured around following research questions (RQs). Unless otherwise specified, each section’s experiments build upon the optimal configurations identified in earlier sections.

5.1. RQ1: How do different SFT data curation methods impact the performance of the resulting LLMs?

Here, we compare and analyze the impact of the data curation methods (i.e., rejection sampling vs. rationalization) introduced in Section 3.1.1 on the performance of models trained during the SFT stage. As shown in Figure 5, the SFT LLM trained on the dataset curated via rejection sampling significantly outperforms the one trained via rationalization, achieving a relative F1 improvement of approximately 115.4%. We observe that despite the test data consisting solely of target code, the rationalization-based SFT LLM suffers from hallucinations. Specifically, it memorizes external knowledge provided to the teacher model (e.g., specific CVE IDs) rather than learning to derive the vulnerability from the code itself. This distribution shift between the teacher’s privileged context and the student’s restricted context leads to a failure in learning the underlying reasoning logic.

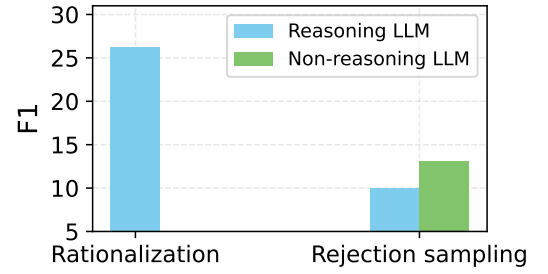


Figure 5: Performance Comparison of Different SFT Data Curation Methods

To mitigate this issue, we exclude the reasoning content within the `<think>` tags generated by the teacher model while retaining the answers that do not contain ground-truth information. We then trained an additional non-reasoning LLM on this reprocessed SFT dataset. Figure 5 shows that while the non-reasoning LLM achieves a relative F1 increase of approximately 31.7% compared to the reasoning one, its performance remains substantially lower than that of the SFT LLM trained on the rejection sampling dataset. These results indicate that the data leakage inherent in the rationalization method severely impairs the effective training of models during the SFT stage. A potential solution involves filtering information from rationalization-generated datasets (e.g., using an auxiliary LLM). In contrast, rejection sampling ensures high data quality, leading to superior performance.

Answer-1: Rejection sampling is significantly more effective than rationalization for SFT data curation. While rationalization introduces data leakage and hallucinations by causing models to memorize external teacher context rather than learning from the code, rejection sampling ensures higher data quality. Even after removing reasoning parts to mitigate hallucinations, rationalization-based models underperform.

5.2. RQ2: How does the extent of SFT influence the performance of models subsequently trained through preference optimization?

In preference optimization, the SFT LLM typically serves as the initialization for both the policy and reference models. This minimizes distribution shift and provides a baseline for distinguishing between preferred and dispreferred responses. Although ORPO unifies SFT and preference optimization, we use the SFT LLM as the starting point for both DPO and ORPO to ensure a fair comparison, following (Meng et al., 2024).

Figure 6 illustrates the performance of SFT checkpoints across different epochs and their impact on further preference optimization. The results show that as SFT epochs increase, the performance of the policy LLM improves, leading to a consistent performance gain in both DPO and ORPO. Specifically, the P-C

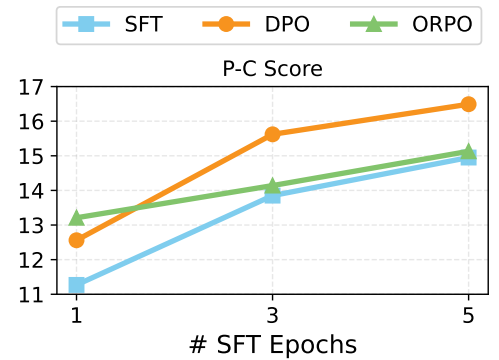


Figure 6: Impact of SFT on Preference Optimization

score of the DPO model initialized from a 5-epoch SFT checkpoint relatively improves by approximately 34.9% compared to a 1-epoch initialization, whereas the ORPO achieves a relative improvement of 14.5%. Notably, while ORPO outperforms DPO when initialized with a 1-epoch SFT checkpoint, DPO’s performance scales more significantly with more SFT training and eventually surpasses ORPO. This suggests that DPO is more dependent on a high-quality SFT foundation to effectively differentiate vulnerability-patch pairs. In contrast, ORPO demonstrates greater robustness and less dependency on the initial SFT stage, highlighting its effectiveness in unifying SFT and preference optimization.

Answer-2: Extensive SFT significantly boosts the performance of models subsequently trained through preference optimization, particularly DPO. While ORPO is more robust and less dependent on the initialization stage, DPO scales more effectively with a higher-quality SFT foundation, eventually surpassing ORPO as SFT epochs increase.

5.3. RQ3: How does the extent of SFT influence the performance of models subsequently trained through GRPO?

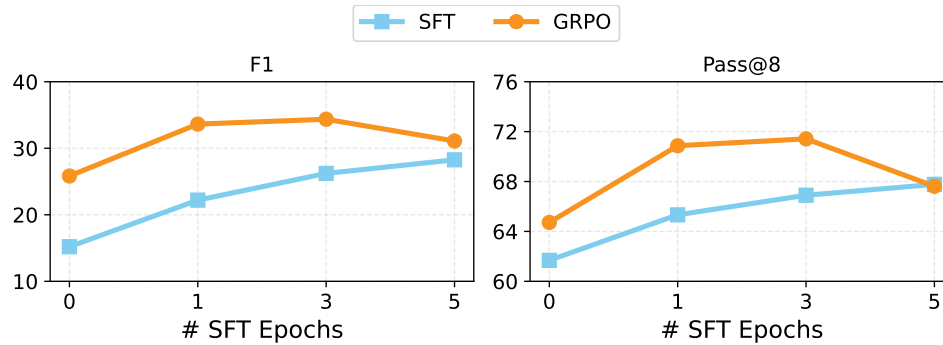


Figure 7: Impact of SFT on On-Policy GRPO

Cold-start SFT is essential for LLM post-training, as seen in models like DeepSeek-R1 (DeepSeek-AI, 2025). It builds the necessary foundations for downstream tasks, increasing the probability of the model generating correct rollouts during the subsequent RL stage and mitigating the impact of sparse rewards on training. Answering this RQ examines how SFT intensity affects GRPO in VD. Figure 7 shows model performance across different SFT checkpoints and the relative gains achieved.

The results confirm that the GRPO model without cold-start SFT performs significantly worse than others, confirming that cold-start SFT remains a vital contributor to RL training for VD. However, in contrast to the continuous performance improvements seen in preference optimization with stronger SFT initialization, the relative performance gains of GRPO models over their SFT baselines decrease significantly as the number of SFT training epochs increases, eventually leading to a negative impact. Specifically, the F1 score of the GRPO model trained on the epoch=5 SFT checkpoint is approximately 8.5% lower on average than the others. Furthermore, the sharp decline in pass@8 indicates that excessive SFT restricts the model exploration during RL training. This prevents the model from sampling diverse responses, ultimately leading to lower accuracy.

Answer-3: Cold-start SFT is essential for GRPO to succeed in vulnerability detection, but its intensity must be carefully balanced. While moderate SFT provides a necessary foundation, excessive SFT prevents the model from exploring diverse reasoning paths, thereby reducing F1 score and pass@8 metrics.

5.4. RQ4: How does the granularity of reward systems impact the performance of GRPO?

This subsection evaluates the performance of GRPO models trained under reward systems with varying granularities, specifically at the detection, prediction, reasoning, and sample specification levels. Our goal is to explore how reward design impacts RL post-training for LLM-based VD.

As illustrated in Figure 8, the model trained under the detection-based reward system exhibits the poorest performance, with an F1 score of only 22.24%, a relative decrease of 27.1% compared to the SFT LLM. This degradation occurs because coarse-grained rewards often coincidentally reinforce outputs that provide a correct binary label through flawed logic. This reward hacking misleads the RL process and results in performance degradation. Similarly, the prediction-based reward system yields only a marginal 2% F1 improvement over the SFT baseline. This implies that while CWE types offer more detail than binary labels, the hierarchical complexity of CWEs (i.e., the nested parent-child relationships among CWE categories that create varying levels of granularity) and ambiguous matching criteria limit the reliability of credit assignment, leading to undesired performance.

In contrast, the fine-grained reasoning-based and specification-based reward systems demonstrate superior performance, achieving F1 scores as high as 34.36% and 35.98%, respectively. The effectiveness of the reasoning-based reward stems from the fact that accurate root cause analysis requires the model to precisely locate suspicious vulnerability sources and sinks, conduct comprehensive reasoning, and accurately predict the vulnerability type. Guided by this fine-grained reward, the judge LLM can effectively differentiate the quality of model responses, thereby enhancing the efficacy of RL training. Notably, although the performance of the specification-based reward system is slightly higher than that of the reasoning-based reward system, practical applications must account for the additional overhead introduced by designing and generating sample specifications, as well as the potential impact of their completeness and accuracy on RL training. Therefore, to ensure the generalizability of this work, we select the reasoning-based reward system as our default setup for other experiments.

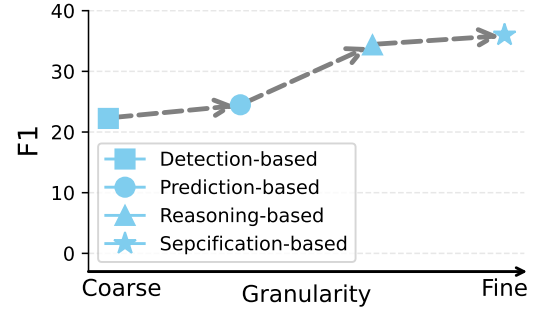


Figure 8: Impact of Reward Granularities on RL Training

Answer-4: In GRPO-based vulnerability detection, detection- and prediction-based rewards lead to reward hacking because they fail to validate the underlying logic. In contrast, reasoning- and specification-based reward systems provide the precise feedback necessary to improve vulnerability reasoning, with the reasoning-based reward striking the balance between model performance and implementation overhead.

5.5. RQ5: How do data filtering and scheduling influence the effectiveness of RL training?

Numerous studies have demonstrated the benefits of curriculum learning for LLM RL in general programming tasks (Yang et al., 2024b, Team, 2025). Given the complexity and diversity of vulnerability patterns, LLM performance varies significantly across different samples. Motivated by this, this section investigates the impact of various data curation strategies, specifically difficulty-aware data filtering and scheduling, on RL training. Table 3 summarizes the performance of GRPO models trained under two data filtering settings (Full vs. Difficulty-aware) and three scheduling methods (Random vs. Curriculum-based vs. Paired).

Impact of Data Filtering. Our results indicate that filtering out extreme data (i.e., VD queries where all

Table 3: Impact of RL Data Curation on Model Performance

Data Filtering	Data Scheduling	Pass@1	Pass@8	F1	P-C
Full Participation	Random	57.56	71.42	34.36	18.77
	Curriculum \mathcal{D}_{CL}	57.66	71.07	34.95	18.78
	Paired \mathcal{D}_{pair}	58.10	72.17	36.51	19.28
Difficulty Filtering	Random	56.12	68.73	29.83	16.02
	Curriculum \mathcal{D}_{CL}	56.16	68.22	29.78	15.71
	Paired \mathcal{D}_{pair}	56.60	69.85	31.48	17.07

samples are either consistently correct or consistently incorrect) results in a performance drop compared to the full dataset. We observe relative decreases of 2.5% in pass@1, 3.8% in pass@8, 13.2% in F1, and 14.7% in P-C. This reveals that while data filtering may enhance training efficiency, it risks discarding potentially valuable training data that contribute to model performance. However, even the GRPO model trained on the filtered dataset achieves a relative F1 improvement of 13.8% over the initial SFT checkpoint, indicating that the choice of filtering should be a strategic trade-off between computational efficiency and peak performance.

Impact of Data Scheduling. Under both filtering settings, curriculum learning fails to bring significant performance gains over the baseline. This is likely due to the inherent difficulty of VD compared to general coding tasks. As shown in Figure 4, the difficulty distribution of training data is heavily skewed toward the extreme difficulty. Consequently, the model struggles to sample correct responses for hard problems in later training stages, even after mastering simpler ones, thereby depriving it of the positive feedback necessary for effective RL. In contrast, GRPO models trained on paired datasets consistently outperform those on original datasets. This effect may arise because paired data scheduling allows the model to learn the subtle differences between vulnerabilities and their corresponding patches within the same batch. This strengthens the model’s understanding of vulnerability patterns, thereby enhancing overall performance.

Answer-5: While filtering extreme cases improves efficiency, it risks a performance drop by discarding valuable training signals. Traditional curriculum learning is largely ineffective in vulnerability detection due to a difficulty distribution skewed toward hard questions, which starves the model of positive feedback. However, paired data scheduling significantly enhances model performance by learning the subtle nuances between vulnerabilities and patches.

5.6. RQ6: How do prompt engineering and post-training methods perform in VD?

To answer this RQ, we evaluate the performance of SOTA LLMs using zero-shot prompting against various post-training methods to assess the current SOTA in LLM-based VD. In addition to the post-training methods introduced in Section 3.1.2, we include representative LLMs from the DeepSeek, Qwen, GPT, and Gemini series, as well as recent VD-specific post-training methods such as R2VUL (Weyssow et al., 2025), ReVD (Wen et al., 2025), VulnLLM-R (Nie et al., 2025), and MARCO (Simoni et al., 2025) in our evaluation.

The results in Table 4 demonstrate that the on-policy RL algorithm GRPO outperforms all other post-training baselines. Specifically, Qwen3-4B-GRPO achieves a relative F1 improvement of approximately 22.3% over the zero-shot Qwen3-235B-A22B, significantly boosting recall while maintaining high precision. Furthermore, Qwen3-4B-GRPO’s pass@8 shows a 6.5% relative increase compared to its SFT counterpart. This highlights that on-policy RL, by encouraging self-exploration on difficult samples, effectively improves the accuracy of rollouts sampled during test-time scaling, underscoring its indispensable role in the VD post-training pipeline.

Table 4: Performance Comparison between Prompt-based and Post-training Methods in VD

	Pass@1	Pass@8	Recall	Precision	F1	P-C↑	P-B↓	P-V↓	P-R↓
Zero-Shot Prompting									
Qwen3-4B	51.85	61.68	8.63	63.61	15.20	7.45	87.61	1.18	3.76
R2VUL-7B (Weyssow et al., 2025)	47.11	59.70	9.10	37.94	14.68	3.78	81.33	5.32	9.57
VulnLLM-R-7B (Nie et al., 2025)	50.76	61.42	6.83	56.22	12.18	5.08	89.61	1.75	3.57
DeepSeek-R1-0528-Qwen3-8B	53.97	66.55	13.35	71.18	22.48	11.78	82.82	1.57	3.83
GPT-OSS-20B	55.24	63.35	15.88	74.64	26.18	12.98	81.62	2.89	2.50
GPT-OSS-120B	59.77	70.51	26.36	79.46	39.58	22.16	71.03	4.20	2.61
o4-mini	57.45	66.09	18.19	84.69	29.94	15.98	80.74	2.21	1.08
Qwen3-235B-A22B	56.64	68.17	18.46	78.06	29.86	16.26	78.55	2.21	2.98
DeepSeek-R1-0528	57.97	71.42	25.03	73.36	37.32	21.55	69.37	3.48	5.61
DeepSeek-V3.1	60.27	71.27	26.09	82.47	39.64	22.50	71.95	3.59	1.95
gemini-2.5-flash	58.90	70.10	22.97	81.64	35.85	19.66	75.18	3.31	1.85
Off-Policy Optimization									
Qwen3-4B-SFT	55.99	67.77	17.34	76.40	28.26	14.95	79.70	2.39	2.97
Qwen3-4B-R2VUL (Weyssow et al., 2025)	48.70	64.31	7.17	42.32	12.26	5.36	84.87	1.81	7.96
Qwen3-4B-ReVD (Wen et al., 2025)	44.91	64.16	7.01	28.96	11.28	4.63	78.19	2.37	14.81
Qwen3-4B-DPO	56.41	70.41	19.84	73.90	31.28	16.94	76.05	2.89	4.11
Qwen3-4B-ORPO	55.31	68.73	18.07	70.81	28.79	15.13	77.42	2.94	4.51
On-Policy RL									
Qwen3-4B-MARCO (Simoni et al., 2025)	53.27	67.21	13.78	65.54	22.77	12.04	80.71	1.74	5.51
Qwen3-4B-GRPO	58.10	72.17	24.10	75.30	36.51	19.28	71.40	4.71	4.62

DPO and ORPO follow as the next best performers, both enhancing VD capabilities to varying degrees.

Conversely, several VD-specific post-training methods yielded suboptimal results. Models like R2VUL and ReVD, despite being trained on a Qwen3-4B base, underperform relative to the original model. This decline is attributed to their use of rationalization during SFT data curation (as discussed in Section 5.1), which induces hallucinations. In contrast, DPO and ORPO leverage rejection sampling to ensure higher data integrity. Notably, while VulnLLM-R incorporates data filtering, its reliance on CWE types may limit SFT data quality. Similarly, although MARCO utilizes GRPO, its coarse-grained detection-based reward misleads the RL training process, causing it to fall below the SFT baseline. These findings reaffirm that both data curation and reward system design are the primary determinants of post-training success.

Finally, while Qwen3-4B-GRPO still trails behind DeepSeek-V3.1 and GPT-OSS-120B, its performance is remarkably close to its teacher model, DeepSeek-R1-0528. This suggests that future work focusing on higher-quality distillation data could further bridge the gap between small, specialized models and LLM giants.

Answer-6: On-policy GRPO outperforms all other post-training baselines, with Qwen3-4B-GRPO significantly improving recall and pass@8 over its SFT and larger-scale LLMs. While DPO and ORPO show benefits, current task-specific methods underperform due to rationalization-induced hallucinations or coarse-grained rewards that mislead RL training, indicating that data curation and fine-grained reward design are the primary determinants of post-training success in vulnerability detection.

5.7. RQ7: To what extent do different judge LLMs impact the evaluation accuracy?

During the preliminary stages of our experiments, we benchmark the evaluative accuracy of three candidate judge LLMs: GPT-4.1 mini, GPT-OSS-20B, and GPT-OSS-120B. For all models, the reasoning effort is set to the highest level where applicable. To quantify the potential bias or error introduced by these automated judges, we randomly sample

400 completions from Qwen3-4B and manually verify the LLM judgments. The results in Table 5 reveal that for the 400 vulnerable samples, GPT-4.1 mini incorrectly labeled 59 model predictions as correct (a 14.75% error rate). Our analysis shows that most of these failures occur when the model’s predicted vulnerability type is similar to or identical to the ground truth, but the underlying reasoning is flawed. In these instances, GPT-4.1 mini fails to rigorously audit the model’s root cause analysis, leading to the biased judgment.

In contrast, GPT-OSS-20B and GPT-OSS-120B achieve a judgment accuracy of over 99% across these 400 samples. The occasional errors stem from hallucinations regarding the context. For instance, the judge LLM claims that the model fails to detect any vulnerabilities even when the model has explicitly predicted a vulnerability. Furthermore, we note that GPT-OSS-20B frequently produces repetitive content in certain scenarios. Consequently, we select GPT-OSS-120B as the default judge LLM for this work. This choice ensures the stability and accuracy of the reward assessment during RL training and the performance evaluation during model testing.

Answer-7: While GPT-4.1 mini displays a significant 14.75% error rate due to its inability to rigorously audit flawed reasoning, open-source alternatives such as GPT-OSS-120B achieve over 99% accuracy, offering a superior balance of evaluative precision and output stability for high-fidelity vulnerability detection research.

Table 5: Evaluation Bias of Different Judge LLMs

Judge LLMs	#Correct Judge	# Incorrect Judge
GPT-4.1 mini	341	59
GPT-OSS-20B	395	5
GPT-OSS-120B	399	1

5.8. RQ8: How does model assessment shift across multiple evaluation granularities?

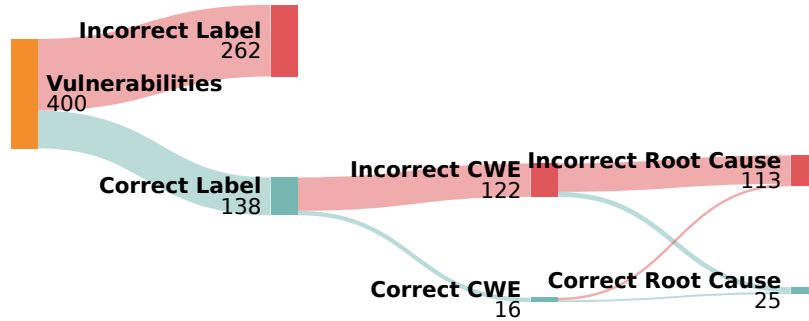


Figure 9: Model Assessment Shifts Across Multi-Level Evaluation Granularities

In this subsection, we conduct a cross-granularity analysis of 400 randomly selected Qwen3-4B completions to investigate how model assessment shifts as evaluation criteria are refined. We examine three granularities: detection-level binary comparison, prediction-level CWE match, and reasoning-level root-cause alignment.

As illustrated in Figure 9, while the model correctly identified 138 vulnerabilities at the detection level, 88.4% of these are mislabeled at the prediction level, indicating that detection-level binary metrics significantly overestimate performance. Furthermore, among the 16 correct CWE predictions, 56.3% relies on root-cause explanations unrelated to the ground truth. Conversely, our analysis reveals that prediction-level

evaluation is often biased: 6.6% of predictions with mismatched CWE types actually identify the correct root cause, suggesting that ambiguous CWE matching is an imperfect proxy for reliable evaluation. These findings uncover that detection- and prediction-level evaluations systematically inflate or bias reported performance. Accurate VD assessment necessitates reasoning-level evaluation to confirm that the model genuinely comprehends the vulnerability. This level of granularity is also essential for RL training to prevent models from being rewarded for flawed reasoning that guesses a correct label.

Answer-8: Relying on binary comparison and CWE match significantly overestimate model performance: 88.4% of correct detections fail at CWE predictions, and over half of correct CWE predictions rely on flawed reasoning. True model capability is only captured at the reasoning level, which reveals both lucky guesses and cases where the model correctly identifies vulnerability root causes despite failing under strict CWE matching.

6. Related Work

6.1. Prompt-based LLMs for VD

Single-agent Methods. Recent advancements in single-agent prompting shifted toward structure-aware methods that incorporated code property graphs and semantic reasoning to overcome the limitations of linear text processing (Feng et al., 2025, Li et al., 2025b, Huynh et al., 2025, Zhang et al., 2024). Techniques such as adaptive prompting (Nong et al., 2025) and CoT reasoning (Zibaeirad and Vieira, 2025, Sun et al., 2024) further enhanced the model’s ability to perform root-cause analysis by guiding the LLM through explicit logical steps. However, extensive empirical evaluations across diverse benchmarks (Li et al., 2025c, Ding et al., 2025, Zhao et al., 2024, Ferrag et al., 2025, Yin et al., 2024, Ullah et al., 2024, Lin and Mohaisen, 2025, Ouchebara and Dupont, 2025, Guo et al., 2024, Khare et al., 2025, Fu et al., 2023, Gao et al., 2023, Purba et al., 2023, Shestov et al., 2025, Sun et al., 2024, Li et al., 2025e) consistently revealed that while LLMs showed promise, they frequently suffered from out-of-distribution generalization and struggled to reliably reason about complex vulnerabilities. Furthermore, performance varied significantly between zero-shot prompt engineering and domain-specific fine-tuning (Ullah et al., 2024, Ouchebara and Dupont, 2025, Gao et al., 2023).

Multi-agent Systems. To mitigate the hallucinations and overconfidence of single-agent systems, multi-agent frameworks introduced collaborative and adversarial interaction mechanisms (Widyasari et al., 2025, Liu et al., 2025a, Li et al., 2025d, Hu et al., 2023, Abramovich et al., 2025, Tsai et al., 2025). These approaches leveraged role-specific agents, utilizing mock-court debates (Widyasari et al., 2025), sequential decision-making (Tsai et al., 2025), or interactive refinement loops (Li et al., 2025d, Hu et al., 2023), to achieve higher precision through cross-verification. However, these systems often struggled with noise accumulation in multi-turn dialogues, which could distract agents from the primary vulnerability logic.

6.2. Post-training LLMs for VD

SFT. Early efforts primarily relied on SFT with task- or instruction-augmented data. VulLLM (Du et al., 2024) jointly trained vulnerability detection, classification, and explanation tasks under unified instruction templates, which improved generalization to unseen projects and vulnerability types. MSIVD (Yang et al., 2024a) further reduced annotation costs by automatically synthesizing diverse vulnerability-related instructions and responses. VulnLLM-R (Nie et al., 2025) incorporated structured reasoning supervision together with an agent scaffold that decomposed vulnerability analysis into multi-stage reasoning pipelines.

Off-policy Preference Optimization. To overcome the limitations of SFT in distinguishing subtle vulnerabilities, Smart-LLaMA-DPO (Yu et al., 2025a) applied DPO using constructed preference pairs to align models toward correct and explainable vulnerability analyses, particularly in the smart contract domain. ReVD (Wen et al., 2025) integrated curriculum preference optimization into DPO by constructing preference pairs from synthetic reasoning data. R2Vul (Weyssow et al., 2025) combined structured reasoning distillation from teacher models with ORPO. However, these methods generally relied on static preference datasets, restricting the model’s exploration of diverse reasoning paths.

On-policy RL. More recently, RL was explored for VD. RLFD (Jiang et al., 2025) formulated VD using a conventional RL setup on relatively small pre-trained language models to improve fine-grained detection and localization. Another study (Simoni et al., 2025) applied GRPO to post-train LLMs, where the RL training relied primarily on detection-level label correctness as the reward signal.

7. Discussion and Future Work

Experimental Design Tailored to Vulnerability Detection. Our selection of post-training methods is purposefully tailored to the VD domain. For example, we evaluate DPO, ORPO, and GRPO as representative learning paradigms for reward-model/reference-model free preference optimization and on-policy RL, respectively, to rigorously examine their efficacy in VD, particularly in distinguishing between vulnerable code and its corresponding patched versions. The introduction of difficulty-aware data filtering and scheduling is also directly motivated by the inherent variance in complexity across different vulnerability types, ensuring our optimization strategy remains grounded in the unique characteristics of security-oriented data. Accordingly, some generic method extensions (e.g., SimPO (Meng et al., 2024), Dr.GRPO (Liu et al., 2025c)) and hyperparameters (e.g., the number of generations in GRPO (Shao et al., 2024)) that lack specific relevance to the core VD objectives are omitted in our experiments.

Evaluation Scope. Given the substantial computational overhead of post-training, where a single RL run can span several days, an exhaustive exploration of various backbone models would result in prohibitive experimental costs. Furthermore, the construction of cross-language VD datasets that maintain comprehensive repository-level context remains a significant challenge in the field. Consequently, we focus our experiments on the Qwen3-4B backbone and C/C++ data. We emphasize, however, that our experimental methodology is fundamentally model-agnostic and language-independent. The conclusions derived are expected to generalize to alternative backbones and programming languages; we have open-sourced our post-training and evaluation framework to facilitate such verification in future work.

Evaluation Validity. Although potential overlaps (i.e., data leakage) between the LLM pre-training data and evaluation benchmarks might cause bias in the absolute performance metrics, we clarify that the primary objective of this study is to demonstrate the relative improvements brought by our framework. Our experimental results consistently show that the post-training methods yield a significant enhancement in VD capabilities compared to the base model (as shown in Table 4). Furthermore, given the inherent scarcity of the latest vulnerability data and the rapid iteration cycles of LLMs, ensuring a precise and leak-free evaluation of LLM-based VD remains an open challenge. We consider the development of more robust evaluation protocols for evolving LLMs to be a critical direction for future VD research.

8. Conclusion

This paper presented a systematic study of the post-training pipeline for LLM-based VD, covering cold-start SFT, off-policy preference optimization, and on-policy RL. Our findings revealed that while SFT establishes foundational capabilities, the choice of data curation, specifically rejection sampling over rationalization, is critical to prevent reasoning hallucinations. We demonstrated that while heavy SFT benefits off-policy preference optimization, it can inhibit the self-exploration necessary for on-policy GRPO. Furthermore, we showed that fine-grained, root-cause-aligned rewards significantly outperform coarse binary-level and CWE-level signals in training efficiency and accuracy. Our results indicated that on-policy RL enables models to surpass SFT-based and even SOTA zero-shot LLMs. Finally, we highlighted the necessity of reasoning-level evaluation protocols to mitigate performance overestimation. By open-sourcing our framework and datasets, we provided a standardized foundation and practical guidelines for developing specialized VD LLMs.

References

- Talor Abramovich, Meet Udeshi, Minghao Shao, Kilian Lieret, Haoran Xi, Kimberly Milner, Sofija Jancheska, John Yang, Carlos E. Jimenez, Farshad Khorrami, Prashanth Krishnamurthy, Brendan Dolan-Gavitt, Muhammad Shafique, Karthik R. Narasimhan, Ramesh Karri, and Ofir Press. Enigma: Interactive tools substantially assist LM agents in finding security vulnerabilities. In *Forty-second International Conference on Machine Learning, ICML 2025, Vancouver, BC, Canada, July 13-19, 2025*. OpenReview.net, 2025.
- Md Basim Uddin Ahmed, Nima Shiri Harzevili, Jiho Shin, Hung Viet Pham, and Song Wang. Secvuleval: Benchmarking llms for real-world C/C++ vulnerability detection. *CoRR*, abs/2505.19828, 2025.
- Saikat Chakraborty, Rahul Krishna, Yangruibo Ding, and Baishakhi Ray. Deep learning based vulnerability detection: Are we there yet? *IEEE Trans. Software Eng.*, 48(9):3280–3296, 2022.
- Junkai Chen, Huihui Huang, Yunbo Lyu, Junwen An, Jieke Shi, Chengran Yang, Ting Zhang, Haoye Tian, Yikun Li, Zhenhao Li, Xin Zhou, Xing Hu, and David Lo. Secureagentbench: Benchmarking secure code generation under realistic vulnerability scenarios. *CoRR*, abs/2509.22097, 2025.
- Yizheng Chen, Zhoujie Ding, Lamya Alowain, Xinyun Chen, and David A. Wagner. Diversevul: A new vulnerable source code dataset for deep learning based vulnerability detection. In *Proceedings of the 26th International Symposium on Research in Attacks, Intrusions and Defenses, RAID 2023, Hong Kong, China, October 16-18, 2023*, pages 654–668. ACM, 2023.
- Satyaki Das, Syeda Tasnim Fabiha, Saad Shafiq, and Nenad Medvidovic. Are we learning the right features? A framework for evaluating dl-based software vulnerability detection solutions. In *47th IEEE/ACM International Conference on Software Engineering, ICSE 2025, Ottawa, ON, Canada, April 26 - May 6, 2025*, pages 2893–2904. IEEE, 2025.
- DeepSeek-AI. Deepseek-r1: Incentivizing reasoning capability in llms via reinforcement learning. *CoRR*, abs/2501.12948, 2025.
- Yangruibo Ding, Yanjun Fu, Omniyyah Ibrahim, Chawin Sitawarin, Xinyun Chen, Basel Alomair, David A. Wagner, Baishakhi Ray, and Yizheng Chen. Vulnerability detection with code language models: How far are we? In *47th IEEE/ACM International Conference on Software Engineering, ICSE 2025, Ottawa, ON, Canada, April 26 - May 6, 2025*, pages 1729–1741. IEEE, 2025.

- Xiaohu Du, Ming Wen, Jiahao Zhu, Zifan Xie, Bin Ji, Huijun Liu, Xuanhua Shi, and Hai Jin. Generalization-enhanced code vulnerability detection via multi-task instruction fine-tuning. In *Findings of the Association for Computational Linguistics, ACL 2024, Bangkok, Thailand and virtual meeting, August 11-16, 2024*, volume ACL 2024 of *Findings of ACL*, pages 10507–10521. Association for Computational Linguistics, 2024.
- Ruijun Feng, Hammond Pearce, Pietro Liguori, and Yulei Sui. Cgp-tuning: Structure-aware soft prompt tuning for code vulnerability detection. *IEEE Trans. Software Eng.*, 51(9):2533–2548, 2025.
- Mohamed Amine Ferrag, Ammar Battah, Norbert Tihanyi, Ridhi Jain, Diana Maimut, Fatima Alwahedi, Thierry Lestable, Narinderjit Singh Thandi, Abdechakour Mechri, Mérouane Debbah, and Lucas C. Cordeiro. Securefalcon: Are we there yet in automated software vulnerability detection with llms? *IEEE Trans. Software Eng.*, 51(4):1248–1265, 2025.
- Michael Fu, Chakkrit Kla Tantithamthavorn, Van Nguyen, and Trung Le. Chatgpt for vulnerability detection, classification, and repair: How far are we? In *30th Asia-Pacific Software Engineering Conference, APSEC 2023, Seoul, Republic of Korea, December 4-7, 2023*, pages 632–636. IEEE, 2023.
- Zeyu Gao, Hao Wang, Yuchen Zhou, Wenyu Zhu, and Chao Zhang. How far have we gone in vulnerability detection using large language models. *CoRR*, abs/2311.12420, 2023.
- Katerina Goseva-Popstojanova and Andrei Perhinschi. On the capability of static code analysis to detect security vulnerabilities. *Inf. Softw. Technol.*, 68:18–33, 2015.
- Yuejun Guo, Constantinos Patsakis, Qiang Hu, Qiang Tang, and Fran Casino. Outside the comfort zone: Analysing LLM capabilities in software vulnerability detection. In *Computer Security - ESORICS 2024 - 29th European Symposium on Research in Computer Security, Bydgoszcz, Poland, September 16-20, 2024, Proceedings, Part I*, volume 14982 of *Lecture Notes in Computer Science*, pages 271–289. Springer, 2024.
- Sajal Halder, Muhammad Ejaz Ahmed, and Seyit Camtepe. Funcvul: An effective function level vulnerability detection model using LLM and code chunk. In *Computer Security - ESORICS 2025 - 30th European Symposium on Research in Computer Security, Toulouse, France, September 22-24, 2025, Proceedings, Part I*, volume 16053 of *Lecture Notes in Computer Science*, pages 166–185. Springer, 2025.
- Jiwoo Hong, Noah Lee, and James Thorne. ORPO: monolithic preference optimization without reference model. In *Proceedings of the 2024 Conference on Empirical Methods in Natural Language Processing, EMNLP 2024, Miami, FL, USA, November 12-16, 2024*, pages 11170–11189. Association for Computational Linguistics, 2024.
- Sihao Hu, Tiansheng Huang, Fatih Ilhan, Selim Furkan Tekin, and Ling Liu. Large language model-powered smart contract vulnerability detection: New perspectives. In *5th IEEE International Conference on Trust, Privacy and Security in Intelligent Systems and Applications, TPS-ISA 2023, Atlanta, GA, USA, November 1-4, 2023*, pages 297–306. IEEE, 2023.
- Larry Huynh, Yinghao Zhang, Djimon Jayasundera, Woojin Jeon, Hyoungshick Kim, Tingting Bi, and Jin B. Hong. Detecting code vulnerabilities using llms. In *55th Annual IEEE/IFIP International Conference on Dependable Systems and Networks, DSN 2025, Naples, Italy, June 23-26, 2025*, pages 401–414. IEEE, 2025.
- Yuan Jiang, Zhichen Qu, Christoph Treude, Xiaohong Su, and Tiantian Wang. Enhancing fine-grained vulnerability detection with reinforcement learning. *IEEE Trans. Software Eng.*, 51(10):2900–2920, 2025.

- Avishree Khare, Saikat Dutta, Ziyang Li, Alaia Solko-Breslin, Rajeev Alur, and Mayur Naik. Understanding the effectiveness of large language models in detecting security vulnerabilities. In *IEEE Conference on Software Testing, Verification and Validation, ICST 2025, Napoli, Italy, March 31 - April 4, 2025*, pages 103–114. IEEE, 2025.
- Hwiwon Lee, Ziqi Zhang, Hanxiao Lu, and Lingming Zhang. Sec-bench: Automated benchmarking of LLM agents on real-world software security tasks. *CoRR*, abs/2506.11791, 2025.
- Hongwei Li, Yuheng Tang, Shiqi Wang, and Wenbo Guo. Patchpilot: A cost-efficient software engineering agent with early attempts on formal verification. In *Forty-second International Conference on Machine Learning, ICML 2025, Vancouver, BC, Canada, July 13-19, 2025*. OpenReview.net, 2025a.
- Yansong Li, Paula Branco, Alexander M. Hoole, Manish Marwah, Hari Manassery Koduvely, Guy-Vincent Jourdan, and Stephan Jou. Sv-trusteval-c: Evaluating structure and semantic reasoning in large language models for source code vulnerability analysis. In *IEEE Symposium on Security and Privacy, SP 2025, San Francisco, CA, USA, May 12-15, 2025*, pages 3014–3032. IEEE, 2025b.
- Yikun Li, Ting Zhang, Ratnadira Widayarsi, Yan Naing Tun, Huu Hung Nguyen, Tan Bui, Ivana Clairine Irsan, Yiran Cheng, Xiang Lan, Han Wei Ang, Frank Liauw, Martin Weyssow, Hong Jin Kang, Eng Lieh Ouh, Lwin Khin Shar, and David Lo. Cleanvul: Automatic function-level vulnerability detection in code commits using LLM heuristics. *CoRR*, abs/2411.17274, 2024a.
- Yikun Li, Ngoc Tan Bui, Ting Zhang, Martin Weyssow, Chengran Yang, Xin Zhou, Jinfeng Jiang, Junkai Chen, Huihui Huang, Huu Hung Nguyen, Chiok Yew Ho, Jie Tang, Ruiyin Li, Yide Yin, Han Wei Ang, Frank Liauw, Eng Lieh Ouh, Lwin Khin Shar, and David Lo. Out of distribution, out of luck: How well can llms trained on vulnerability datasets detect top 25 CWE weaknesses? *CoRR*, abs/2507.21817, 2025c.
- Youpeng Li, Kartik Joshi, Xinda Wang, and Eric Wong. MAVUL: multi-agent vulnerability detection via contextual reasoning and interactive refinement. *CoRR*, abs/2510.00317, 2025d.
- Youpeng Li, Weiliang Qi, Xuyu Wang, Fuxun Yu, and Xinda Wang. Revisiting pre-trained language models for vulnerability detection. *CoRR*, abs/2507.16887, 2025e.
- Yue Li, Xiao Li, Hao Wu, Minghui Xu, Yue Zhang, Xiuzhen Cheng, Fengyuan Xu, and Sheng Zhong. Everything you wanted to know about llm-based vulnerability detection but were afraid to ask. *CoRR*, abs/2504.13474, 2025f.
- Zhen Li, Deqing Zou, Shouhuai Xu, Xinyu Ou, Hai Jin, Sujuan Wang, Zhijun Deng, and Yuyi Zhong. Vuldeepecker: A deep learning-based system for vulnerability detection. In *25th Annual Network and Distributed System Security Symposium, NDSS 2018, San Diego, California, USA, February 18-21, 2018*. The Internet Society, 2018.
- Zhen Li, Ning Wang, Deqing Zou, Yating Li, Ruqian Zhang, Shouhuai Xu, Chao Zhang, and Hai Jin. On the effectiveness of function-level vulnerability detectors for inter-procedural vulnerabilities. In *Proceedings of the 46th IEEE/ACM International Conference on Software Engineering, ICSE 2024, Lisbon, Portugal, April 14-20, 2024*, pages 157:1–157:12. ACM, 2024b.
- Jie Lin and David Mohaisen. From large to mammoth: A comparative evaluation of large language models in vulnerability detection. In *32nd Annual Network and Distributed System Security Symposium, NDSS 2025, San Diego, California, USA, February 24-28, 2025*. The Internet Society, 2025.

- Stephan Lipp, Sebastian Banescu, and Alexander Pretschner. An empirical study on the effectiveness of static C code analyzers for vulnerability detection. In *ISSTA '22: 31st ACM SIGSOFT International Symposium on Software Testing and Analysis, Virtual Event, South Korea, July 18 - 22, 2022*, pages 544–555. ACM, 2022.
- Fengyu Liu, Yuan Zhang, Jiaqi Luo, Jiarun Dai, Tian Chen, Letian Yuan, Zhengmin Yu, Youkun Shi, Ke Li, Chengyuan Zhou, Hao Chen, and Min Yang. Make agent defeat agent: Automatic detection of taint-style vulnerabilities in llm-based agents. In *34th USENIX Security Symposium, USENIX Security 2025, Seattle, WA, USA, August 13-15, 2025*, pages 3767–3786. USENIX Association, 2025a.
- Jiawei Liu, Nirav Diwan, Zhe Wang, Haoyu Zhai, Xiaona Zhou, Kiet A. Nguyen, Tianjiao Yu, Muntasir Wahed, Yinlin Deng, Hadjer Benkraouda, Yuxiang Wei, Lingming Zhang, Ismini Lourentzou, and Gang Wang. Purpcode: Reasoning for safer code generation. *CoRR*, abs/2507.19060, 2025b.
- Zichen Liu, Changyu Chen, Wenjun Li, Penghui Qi, Tianyu Pang, Chao Du, Wee Sun Lee, and Min Lin. Understanding r1-zero-like training: A critical perspective. *arXiv preprint arXiv:2503.20783*, 2025c.
- Yu Meng, Mengzhou Xia, and Danqi Chen. Simpo: Simple preference optimization with a reference-free reward. In *Advances in Neural Information Processing Systems 38: Annual Conference on Neural Information Processing Systems 2024, NeurIPS 2024, Vancouver, BC, Canada, December 10 - 15, 2024*, 2024.
- MITRE. CWE-1000: Research Concepts View. <https://cwe.mitre.org/data/definitions/1000.html>, 2026.
- Dongliang Mu, Alejandro Cuevas, Limin Yang, Hang Hu, Xinyu Xing, Bing Mao, and Gang Wang. Understanding the reproducibility of crowd-reported security vulnerabilities. In *27th USENIX Security Symposium, USENIX Security 2018, Baltimore, MD, USA, August 15-17, 2018*, pages 919–936. USENIX Association, 2018.
- National Vulnerability Database (NVD). <https://nvd.nist.gov/>, 2026.
- Chao Ni, Liyu Shen, Xiaohu Yang, Yan Zhu, and Shaohua Wang. Megavul: A C/C++ vulnerability dataset with comprehensive code representations. In *21st IEEE/ACM International Conference on Mining Software Repositories, MSR 2024, Lisbon, Portugal, April 15-16, 2024*, pages 738–742. ACM, 2024.
- Yuzhou Nie, Hongwei Li, Chengquan Guo, Ruizhe Jiang, Zhun Wang, Bo Li, Dawn Song, and Wenbo Guo. Vulnllm-r: Specialized reasoning LLM with agent scaffold for vulnerability detection. *CoRR*, abs/2512.07533, 2025.
- Yu Nong, Haoran Yang, Long Cheng, Hongxin Hu, and Haipeng Cai. APPATCH: automated adaptive prompting large language models for real-world software vulnerability patching. In *34th USENIX Security Symposium, USENIX Security 2025, Seattle, WA, USA, August 13-15, 2025*, pages 4481–4500. USENIX Association, 2025.
- OpenAI, :, Aaron Jaech, Adam Kalai, Adam Lerer, Adam Richardson, Ahmed El-Kishky, Aiden Low, Alec Helyar, Aleksander Madry, Alex Beutel, Alex Carney, Alex Iftimie, Alex Karpenko, Alex Tachard Passos, Alexander Neitz, Alexander Prokofiev, Alexander Wei, Allison Tam, Ally Bennett, Ananya Kumar, Andre Saraiva, Andrea Vallone, Andrew Duberstein, Andrew Kondrich, Andrey Mishchenko, Andy Applebaum, Angela Jiang, Ashvin Nair, Barret Zoph, Behrooz Ghorbani, Ben Rossen, Benjamin Sokolowsky, Boaz Barak, Bob McGrew, Borys Minaiev, Botao Hao, Bowen Baker, Brandon Houghton, Brandon McKinzie, Brydon Eastman, Camillo Lugaresi, Cary Bassin, Cary Hudson, Chak Ming Li, Charles de Bourcy, Chelsea Voss, Chen Shen, Chong Zhang, Chris Koch, Chris Orsinger, Christopher Hesse, Claudia Fischer, Clive Chan,

Dan Roberts, Daniel Kappler, Daniel Levy, Daniel Selsam, David Dohan, David Farhi, David Mely, David Robinson, Dimitris Tsipras, Doug Li, Dragos Oprica, Eben Freeman, Eddie Zhang, Edmund Wong, Elizabeth Proehl, Enoch Cheung, Eric Mitchell, Eric Wallace, Erik Ritter, Evan Mays, Fan Wang, Felipe Petroski Such, Filippo Raso, Florencia Leoni, Foivos Tsimpourlas, Francis Song, Fred von Lohmann, Freddie Sulit, Geoff Salmon, Giambattista Parascandolo, Gildas Chabot, Grace Zhao, Greg Brockman, Guillaume Leclerc, Hadi Salman, Haiming Bao, Hao Sheng, Hart Andrin, Hessam Bagherinezhad, Hongyu Ren, Hunter Lightman, Hyung Won Chung, Ian Kivlichan, Ian O’Connell, Ian Osband, Ignasi Clavera Gilaberte, Ilge Akkaya, Ilya Kostrikov, Ilya Sutskever, Irina Kofman, Jakub Pachocki, James Lennon, Jason Wei, Jean Harb, Jerry Twore, Jiacheng Feng, Jiahui Yu, Jiayi Weng, Jie Tang, Jieqi Yu, Joaquin Quiñero Candela, Joe Palermo, Joel Parish, Johannes Heidecke, John Hallman, John Rizzo, Jonathan Gordon, Jonathan Uesato, Jonathan Ward, Joost Huizinga, Julie Wang, Kai Chen, Kai Xiao, Karan Singhal, Karina Nguyen, Karl Cobbe, Katy Shi, Kayla Wood, Kendra Rimbach, Keren Gu-Lemberg, Kevin Liu, Kevin Lu, Kevin Stone, Kevin Yu, Lama Ahmad, Lauren Yang, Leo Liu, Leon Maksin, Leyton Ho, Liam Fedus, Lilian Weng, Linden Li, Lindsay McCallum, Lindsey Held, Lorenz Kuhn, Lukas Kondraciuk, Lukasz Kaiser, Luke Metz, Madelaine Boyd, Maja Trebacz, Manas Joglekar, Mark Chen, Marko Tintor, Mason Meyer, Matt Jones, Matt Kaufer, Max Schwarzer, Meghan Shah, Mehmet Yatbaz, Melody Y. Guan, Mengyuan Xu, Mengyuan Yan, Mia Glaese, Mianna Chen, Michael Lampe, Michael Malek, Michele Wang, Michelle Fradin, Mike McClay, Mikhail Pavlov, Miles Wang, Mingxuan Wang, Mira Murati, Mo Bavarian, Mostafa Rohaninejad, Nat McAleese, Neil Chowdhury, Neil Chowdhury, Nick Ryder, Nikolas Tezak, Noam Brown, Ofir Nachum, Oleg Boiko, Oleg Murk, Olivia Watkins, Patrick Chao, Paul Ashbourne, Pavel Izmailov, Peter Zhokhov, Rachel Dias, Rahul Arora, Randall Lin, Rapha Gontijo Lopes, Raz Gaon, Reah Miyara, Reimar Leike, Renny Hwang, Rhythm Garg, Robin Brown, Roshan James, Rui Shu, Ryan Cheu, Ryan Greene, Saachi Jain, Sam Altman, Sam Toizer, Sam Toyer, Samuel Miserendino, Sandhini Agarwal, Santiago Hernandez, Sasha Baker, Scott McKinney, Scottie Yan, Shengjia Zhao, Shengli Hu, Shibani Santurkar, Shraman Ray Chaudhuri, Shuyuan Zhang, Siyuan Fu, Spencer Papay, Steph Lin, Suchir Balaji, Suvansh Sanjeev, Szymon Sidor, Tal Broda, Aidan Clark, Tao Wang, Taylor Gordon, Ted Sanders, Tejal Patwardhan, Thibault Sottiaux, Thomas Degry, Thomas Dimson, Tianhao Zheng, Timur Garipov, Tom Stasi, Trapit Bansal, Trevor Creech, Troy Peterson, Tyna Eloundou, Valerie Qi, Vineet Kosaraju, Vinnie Monaco, Vitchyr Pong, Vlad Fomenko, Weiye Zheng, Wenda Zhou, Wes McCabe, Wojciech Zaremba, Yann Dubois, Yinghai Lu, Yining Chen, Young Cha, Yu Bai, Yuchen He, Yuchen Zhang, Yunyun Wang, Zheng Shao, and Zhuohan Li. Openai o1 system card, 2024.

Dyna Soumhane Ouchebara and Stéphane Dupont. Llama-based source code vulnerability detection: Prompt engineering vs fine tuning. In *Computer Security – ESORICS 2025: 30th European Symposium on Research in Computer Security, Toulouse, France, September 22–24, 2025, Proceedings, Part I*, page 289–308, Berlin, Heidelberg, 2025. Springer-Verlag. ISBN 978-3-032-07883-4.

Moumita Das Purba, Arpita Ghosh, Benjamin J. Radford, and Bill Chu. Software vulnerability detection using large language models. In *34th IEEE International Symposium on Software Reliability Engineering, ISSRE 2023 - Workshops, Florence, Italy, October 9-12, 2023*, pages 112–119. IEEE, 2023.

Rafael Rafailov, Archit Sharma, Eric Mitchell, Christopher D. Manning, Stefano Ermon, and Chelsea Finn. Direct preference optimization: Your language model is secretly a reward model. In *Advances in Neural Information Processing Systems 36: Annual Conference on Neural Information Processing Systems 2023, NeurIPS 2023, New Orleans, LA, USA, December 10 - 16, 2023*, 2023.

Niklas Risse, Jing Liu, and Marcel Böhme. Top score on the wrong exam: On benchmarking in machine learning for vulnerability detection. *Proc. ACM Softw. Eng.*, 2(ISSTA):388–410, 2025.

- John Schulman, Filip Wolski, Prafulla Dhariwal, Alec Radford, and Oleg Klimov. Proximal policy optimization algorithms. *CoRR*, abs/1707.06347, 2017.
- Zhihong Shao, Peiyi Wang, Qihao Zhu, Runxin Xu, Junxiao Song, Mingchuan Zhang, Y. K. Li, Y. Wu, and Daya Guo. Deepseekmath: Pushing the limits of mathematical reasoning in open language models. *CoRR*, abs/2402.03300, 2024.
- Aleksei Shestov, Rodion Levichev, Ravil Mussabayev, Evgeny Maslov, Pavel Zadorozhny, Anton Cheshkov, Rustam Mussabayev, Alymzhan Toleu, Gulmira Tolegen, and Alexander Krassovitskiy. Finetuning large language models for vulnerability detection. *IEEE Access*, 13:38889–38900, 2025.
- Marco Simoni, Aleksandar Fontana, Giulio Rossolini, and Andrea Saracino. Improving LLM reasoning for vulnerability detection via group relative policy optimization. *CoRR*, abs/2507.03051, 2025.
- Francesco Sovrano, Adam Bauer, and Alberto Bacchelli. Large language models for in-file vulnerability localization can be "lost in the end". *Proc. ACM Softw. Eng.*, 2(FSE):891–913, 2025.
- Yuqiang Sun, Daoyuan Wu, Yue Xue, Han Liu, Wei Ma, Lyuye Zhang, Miaolei Shi, and Yang Liu. Llm4vuln: A unified evaluation framework for decoupling and enhancing llms' vulnerability reasoning. *CoRR*, abs/2401.16185, 2024.
- Kimi Team. Kimi k1.5: Scaling reinforcement learning with llms. *CoRR*, abs/2501.12599, 2025.
- Chung-Nan Tsai, Xin Wang, Cheng-Hsiung Lee, and Ching-Sheng Lin. A sequential multi-stage approach for code vulnerability detection via confidence- and collaboration-based decision making. In *Proceedings of the 2025 Conference on Empirical Methods in Natural Language Processing*, Suzhou, China, November 2025. Association for Computational Linguistics.
- Saad Ullah, Mingji Han, Saurabh Pujar, Hammond Pearce, Ayse K. Coskun, and Gianluca Stringhini. Llms cannot reliably identify and reason about security vulnerabilities (yet?): A comprehensive evaluation, framework, and benchmarks. In *IEEE Symposium on Security and Privacy, SP 2024, San Francisco, CA, USA, May 19-23, 2024*, pages 862–880. IEEE, 2024.
- Xinchen Wang, Ruida Hu, Cuiyun Gao, Xin-Cheng Wen, Yujia Chen, and Qing Liao. Reposvul: A repository-level high-quality vulnerability dataset. In *Proceedings of the 2024 IEEE/ACM 46th International Conference on Software Engineering: Companion Proceedings, ICSE Companion 2024, Lisbon, Portugal, April 14-20, 2024*, pages 472–483. ACM, 2024.
- Zhun Wang, Tianneng Shi, Jingxuan He, Matthew Cai, Jialin Zhang, and Dawn Song. Cybergym: Evaluating AI agents' cybersecurity capabilities with real-world vulnerabilities at scale. *CoRR*, abs/2506.02548, 2025.
- Felix Weissberg, Lukas Pirch, Erik Imgrund, Jonas Möller, Thorsten Eisenhofer, and Konrad Rieck. Llm-based vulnerability discovery through the lens of code metrics. *CoRR*, abs/2509.19117, 2025.
- Xin-Cheng Wen, Xinchen Wang, Yujia Chen, Ruida Hu, David Lo, and Cuiyun Gao. Vuleval: Towards repository-level evaluation of software vulnerability detection. *CoRR*, abs/2404.15596, 2024.
- Xin-Cheng Wen, Yijun Yang, Cuiyun Gao, Yang Xiao, and Deheng Ye. Boosting vulnerability detection of llms via curriculum preference optimization with synthetic reasoning data. In Wanxiang Che, Joyce Nabende, Ekaterina Shutova, and Mohammad Taher Pilehvar, editors, *Findings of the Association for Computational Linguistics, ACL 2025, Vienna, Austria, July 27 - August 1, 2025*, volume ACL 2025 of *Findings of ACL*, pages 8935–8949. Association for Computational Linguistics, 2025.

- Martin Weyssow, Chengran Yang, Junkai Chen, Yikun Li, Huihui Huang, Ratnadira Widyasari, Han Wei Ang, Frank Liauw, Eng Lieh Ouh, Lwin Khin Shar, and David Lo. R2vul: Learning to reason about software vulnerabilities with reinforcement learning and structured reasoning distillation. *CoRR*, abs/2504.04699, 2025.
- Ratnadira Widyasari, Martin Weyssow, Ivana Clairine Irsan, Han Wei Ang, Frank Liauw, Eng Lieh Ouh, Lwin Khin Shar, Hong Jin Kang, and David Lo. Let the trial begin: A mock-court approach to vulnerability detection using llm-based agents. *CoRR*, abs/2505.10961, 2025.
- Bozhi Wu, Chengjie Liu, Zhiming Li, Yushi Cao, Jun Sun, and Shangwei Lin. Enhancing vulnerability detection via inter-procedural semantic completion. *Proc. ACM Softw. Eng.*, 2(ISSTA):825–847, 2025.
- Fabian Yamaguchi, Nico Golde, Daniel Arp, and Konrad Rieck. Modeling and discovering vulnerabilities with code property graphs. In *2014 IEEE Symposium on Security and Privacy, SP 2014, Berkeley, CA, USA, May 18-21, 2014*, pages 590–604. IEEE Computer Society, 2014.
- Aidan Z. H. Yang, Haoye Tian, He Ye, Ruben Martins, and Claire Le Goues. Security vulnerability detection with multitask self-instructed fine-tuning of large language models. *CoRR*, abs/2406.05892, 2024a.
- An Yang, Beichen Zhang, Binyuan Hui, Bofei Gao, Bowen Yu, Chengpeng Li, Dayiheng Liu, Jianhong Tu, Jingren Zhou, Junyang Lin, Keming Lu, Mingfeng Xue, Runji Lin, Tianyu Liu, Xingzhang Ren, and Zhenru Zhang. Qwen2.5-math technical report: Toward mathematical expert model via self-improvement. *CoRR*, abs/2409.12122, 2024b.
- An Yang, Anfeng Li, Baosong Yang, Beichen Zhang, Binyuan Hui, Bo Zheng, Bowen Yu, Chang Gao, Chengen Huang, Chenxu Lv, Chujie Zheng, Dayiheng Liu, Fan Zhou, Fei Huang, Feng Hu, Hao Ge, Haoran Wei, Huan Lin, Jialong Tang, Jian Yang, Jianhong Tu, Jianwei Zhang, Jian Yang, Jiaxi Yang, Jingren Zhou, Junyang Lin, Kai Dang, Keqin Bao, Kexin Yang, Le Yu, Lianghao Deng, Mei Li, Mingfeng Xue, Mingze Li, Pei Zhang, Peng Wang, Qin Zhu, Rui Men, Ruize Gao, Shixuan Liu, Shuang Luo, Tianhao Li, Tianyi Tang, Wenbiao Yin, Xingzhang Ren, Xinyu Wang, Xinyu Zhang, Xuancheng Ren, Yang Fan, Yang Su, Yichang Zhang, Yinger Zhang, Yu Wan, Yuqiong Liu, Zekun Wang, Zeyu Cui, Zhenru Zhang, Zhipeng Zhou, and Zihan Qiu. Qwen3 technical report. *CoRR*, abs/2505.09388, 2025.
- John Yang, Carlos E. Jimenez, Alexander Wettig, Kilian Lieret, Shunyu Yao, Karthik Narasimhan, and Ofir Press. Swe-agent: Agent-computer interfaces enable automated software engineering. In *Advances in Neural Information Processing Systems 38: Annual Conference on Neural Information Processing Systems 2024, NeurIPS 2024, Vancouver, BC, Canada, December 10 - 15, 2024*, 2024c.
- Feng Yao, Zilong Wang, Liyuan Liu, Junxia Cui, Li Zhong, Xiaohan Fu, Haohui Mai, Vish Krishnan, Jianfeng Gao, and Jingbo Shang. Training language models to generate quality code with program analysis feedback. *CoRR*, abs/2505.22704, 2025.
- Alperen Yildiz, Sin G. Teo, Yiling Lou, Yebo Feng, Chong Wang, and Dinil Mon Divakaran. Benchmarking llms and llm-based agents in practical vulnerability detection for code repositories. In *Proceedings of the 63rd Annual Meeting of the Association for Computational Linguistics (Volume 1: Long Papers), ACL 2025, Vienna, Austria, July 27 - August 1, 2025*, pages 30848–30865. Association for Computational Linguistics, 2025.
- Xin Yin, Chao Ni, and Shaohua Wang. Multitask-based evaluation of open-source LLM on software vulnerability. *IEEE Trans. Software Eng.*, 50(11):3071–3087, 2024.

- Lei Yu, Zhirong Huang, Hang Yuan, Shiqi Cheng, Li Yang, Fengjun Zhang, Chenjie Shen, Jiajia Ma, Jingyuan Zhang, Junyi Lu, and Chun Zuo. Smart-llama-dpo: Reinforced large language model for explainable smart contract vulnerability detection. *Proc. ACM Softw. Eng.*, 2(ISSTA):182–205, 2025a.
- Qiyang Yu, Zheng Zhang, Ruofei Zhu, Yufeng Yuan, Xiaochen Zuo, Yu Yue, Weinan Dai, Tiantian Fan, Gaohong Liu, Lingjun Liu, et al. Dapo: An open-source llm reinforcement learning system at scale. *arXiv preprint arXiv:2503.14476*, 2025b.
- Chenyuan Zhang, Hao Liu, Jiutian Zeng, Kejing Yang, Yuhong Li, and Hui Li. Prompt-enhanced software vulnerability detection using chatgpt. In *Proceedings of the 2024 IEEE/ACM 46th International Conference on Software Engineering: Companion Proceedings, ICSE Companion 2024, Lisbon, Portugal, April 14-20, 2024*, pages 276–277. ACM, 2024.
- Yu Zhao, Lina Gong, Zhiqiu Huang, Yongwei Wang, Mingqiang Wei, and Fei Wu. Coding-ptms: How to find optimal code pre-trained models for code embedding in vulnerability detection? In *Proceedings of the 39th IEEE/ACM International Conference on Automated Software Engineering, ASE 2024, Sacramento, CA, USA, October 27 - November 1, 2024*, pages 1732–1744. ACM, 2024.
- Xin Zhou, Kisub Kim, Bowen Xu, DongGyun Han, and David Lo. Out of sight, out of mind: Better automatic vulnerability repair by broadening input ranges and sources. In *Proceedings of the 46th IEEE/ACM International Conference on Software Engineering, ICSE 2024, Lisbon, Portugal, April 14-20, 2024*, pages 88:1–88:13. ACM, 2024.
- Arastoo Zibaeirad and Marco Vieira. Reasoning with llms for zero-shot vulnerability detection. *CoRR*, abs/2503.17885, 2025.

A. Details of Dataset

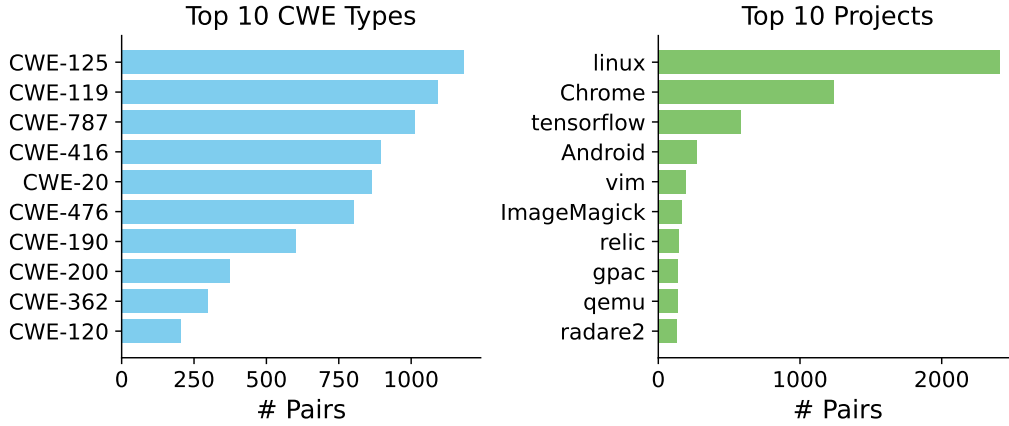


Figure 10: Distribution of Dataset

Figure 10 shows the distribution of the top 10 vulnerability types and the top 10 projects in our dataset.

B. Details of CWE Matching

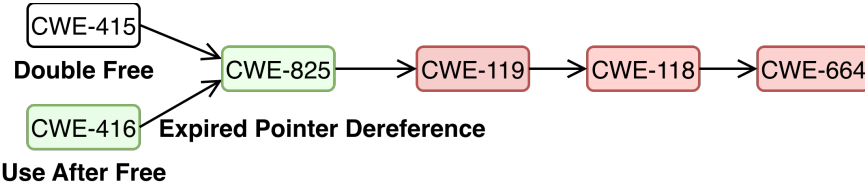


Figure 11: Example of Prediction-Level Evaluation Logic for CWE-416 within the CWE-1000 Taxonomy

For prediction-based rewarding in RL training and prediction-level matching in model evaluation, we avoid an exact CWE-match approach due to the hierarchical nature of the CWE. Following the mapping methodology in (Lipp et al., 2022, Goseva-Popstojanova and Perhinschi, 2015), a prediction is deemed correct if the predicted CWE ID and the ground truth share a direct parent-child relationship within the CWE Research Concepts view (CWE-1000) taxonomy (MITRE, 2026). For example, Figure 11 illustrates that CWE-415 and CWE-416 share a direct parent node, CWE-825. When the ground truth is CWE-416, the prediction is considered correct as long as the model’s predicted vulnerability types includes CWE-416 or CWE-825. However, if the model predicts only higher-level nodes such as CWE-119, CWE-118, or CWE-664, the prediction is treated as incorrect.

C. Implemetation Details of LLM Prompts

Figure 12-19 presents the prompts implemented for vulnerability detection, SFT data curation, reasoning- and specification-level LLM judgments, and sample specification generation. They are slightly modified for better presentation.

C.1. Prompt for LLM-based Vulnerability Detection

```

<|system|> You are a vulnerability detection expert specializing in identifying security flaws in C/C++ code, with
a focus on Common Weakness Enumeration (CWE) standards. You provide precise, evidence-based analysis without
speculation, and clearly label any vulnerabilities you detect.
<|user|>
Your task is to evaluate whether the following C/C++ code contains any security vulnerabilities.

You will be provided with two sections:
1. Context: Relevant code such as includes, type definitions, global variables, macros, and definitions of any
functions called within the target function.
2. Code: The target function to analyze.

Use all available information to analyze the function step by step.
If the target function alone is insufficient to determine whether a vulnerability exists, refer to the Context section
before making a judgment.
Do not assume vulnerabilities — only report what is supported by the code and context.

In your final response, list all detected vulnerabilities and CWE identifiers if applicable.
Conclude with one of the following indicators on a new line:
- HAS_VUL — if any vulnerabilities are found
- NO_VUL — if no vulnerabilities are found

```Context
{Includes}
{Type Definitions}
{Called Methods}
```

```Code
File: ...
Method: ...

{Target Function}
```

Analyze the code now.

```

Figure 12: Prompt for LLM-based Vulnerability Detection

Figure 12 illustrates the workflow of VD. The LLM detector is instructed to detect vulnerabilities in C/C++ code. This involves analyzing a target function alongside its provided context to identify flaws like memory leaks, buffer overflows, or logic errors. The process requires a step-by-step evaluation of how data flows through the code, ensuring that every identified vulnerability is supported by evidence and mapped to a specific CWE identifier. The final output lists all detected vulnerabilities and concludes with HAS_VUL if any are found, or NO_VUL if no vulnerabilities are found.

C.2. Prompt for SFT Data Curation

```

<|system|> You are a vulnerability detection expert specializing in identifying security flaws in C/C++ code, with a focus on Common Weakness Enumeration (CWE) standards. You provide precise, evidence-based analysis without speculation, and clearly label any vulnerabilities you detect.
<|user|>
1. Task
Your task is to generate a Vulnerability Reasoning Trace for a specific code snippet. This reasoning trace will be used to train a student model to detect vulnerabilities.

Crucially, you must simulate a "Blind Audit". You are provided with Ground Truth information (Code status, CWE ID, CVE description, commit message, patch diff) to ensure your analysis is factually correct, but your output must appear as if you derived the conclusion solely through deductive code analysis.

2. Input Data
{INPUT}

```Hidden Ground Truth CONFIDENTIAL - FOR TEACHER CONTEXT ONLY The following information is the "Answer Key". Use it to verify which lines are vulnerable and why, but NEVER reference these documents, IDs, or the existence of a patch in your final output.

- Code Status: {CODE_STATUS}
- CWE ID: {CWE_ID}
- CVE Description: {CVE_DESCRIPTION}
- Commit Message: {COMMIT_MESSAGE}
- Patch Diff: {CODE_DIFF}
```

3. Analysis Instructions
Step 1: Analyze the Target Code: Examine the Code and its Context.
Step 2: Check Code Status: Look at the Code Status provided above.
- If PRE-PATCH: Your reasoning must explain how the code enables the specific vulnerability described in the Ground Truth.
- If POST-PATCH: Your reasoning must explain why the code is safe, specifically highlighting the presence of the validation or logic that prevents the vulnerability described in the Ground Truth.
Step 3: Consult Ground Truth (Silently): Read the Hidden Ground Truth to understand the vulnerability mechanics. Use this strictly as a fact-checking reference.
Step 4: Simulate Discovery: Construct a step-by-step logical argument that leads to that finding using only the visible code tokens.
- Do not say: "The patch fixes this by..."
- Do say: "The variable len is validated against MAX_SIZE before use, preventing overflow..." (if Fixed) or "The variable len is used without validation..." (if Vulnerable).
Step 5: Determine Verdict:
- If 'Code Status' is "PRE-PATCH": Verdict is HAS_VUL.
- If 'Code Status' is "POST-PATCH": Verdict is NO_VUL.

4. Negative Constraints (Strict Adherence Required)
- NO mentions of Hidden Ground Truth, such as "CVE", "Commit", "Patch", "Diff", "Fix", or "Description".
- NO references to "The provided info" or "Ground truth".
- NO phrasing like "As seen in the diff" or "This was later patched".
- NO external knowledge hallucination (e.g., do not invent a specific exploit date or hacker group). Stick to the code logic.

5. Output Format
In your final response, list all detected vulnerabilities and CWE identifiers if applicable.
Conclude with one of the following verdicts on a new line:
- HAS_VUL — if any vulnerabilities are found
- NO_VUL — if no vulnerabilities are found

```

Figure 13: Prompt for Rationalization-based Data Curation

C.2.1. Rejection Sampling

Since the teacher LLM's input in the rejection sampling-based data curation does not include ground truth vulnerability information, its prompt is identical to the one used for LLM-based VD shown in Figure 12.

C.2.2. Rationalization

Figure 13 presents the prompt designed for rationalization-based data curation, specifically for generating high-quality vulnerability reasoning CoTs to train specialized VD LLMs. The strategy employs a teacher-student framework where a powerful LLM acts as the teacher. While the teacher model is provided with Hidden Ground Truth (CVE details, commit messages, and patch diffs) to ensure factual accuracy, it is strictly instructed to simulate a blind audit. This means the teacher model must reverse-engineer a logical justification for the vulnerability (or its absence) using only the code's internal logic, without explicitly mentioning the external metadata.

C.3. Judge Prompts for Reasoning-based Rewards and Model Evaluation

C.3.1. Vulnerable Version

The prompt in Figure 14 for our judge LLM provides a structured framework for evaluating detection LLM's analysis of vulnerable code. The input consists of a JSON object containing the model-generated analysis and a ground truth reference, including the vulnerability status, official CVE description, and patch details. The evaluation is organized according to a reasoning-level correctness rubric.

Specifically, the analysis is judged as CORRECT only if it both identifies the code as vulnerable and correctly explains the root cause of the vulnerability. PARTIALLY INCORRECT indicates that the analysis recognizes the code as vulnerable but misidentifies the root cause; this distinction is used to differentiate quality, but it is treated as an incorrect prediction during RL rewarding and performance evaluation. Finally, the output required from the LLM is a JSON object that provides a brief justification and selects the corresponding rubric option.

C.3.2. Patched Version

The prompt in Figure 15 is similar to the previously described evaluation framework for vulnerable code samples but is adapted for post-patched code where the target CVE has already been fixed. The input consists of a JSON object containing a model-generated analysis and ground truth information, including the target CVE's absence in the code, its description, the patch commit message, and the patch diff.

The evaluation is based on the reasoning-level correctness rubric. Notably, the distinction between CORRECT and UNKNOWN is used to differentiate whether the analysis correctly identifies the absence of the original CVE or only finds other unrelated vulnerabilities. UNKNOWN does not indicate a correct identification of the target CVE, but it is separated to reflect discovery of different vulnerabilities. Importantly, UNKNOWN is treated as acceptable because, based on the ground truth, we can only confirm that the target CVE has been fixed, but we cannot determine whether other unknown vulnerabilities exist; therefore, the LLM may validly report other potential issues without being considered incorrect. Finally, the LLM is required to produce a structured JSON object containing the justification and the selected option.

```

<|system|> You are to act as a meticulous and impartial Code Security Expert and Evaluator.
<|user|>
1. Goal
Your primary goal is to assess the quality of an analysis of a vulnerable piece of code. You must evaluate the analysis against a provided set of ground truth information. Your judgment must be objective, strictly adhering to the provided option rubric and based only on the information given.

2. Input Format
You will be provided with a JSON object containing two main keys: analysis and ground_truth_info
```json
{
 "analysis": "<The full analysis, including its reasoning and answer.>",
 "ground_truth_info": {
 "is_vulnerable": true,
 "cve_description": "<The official CVE description of the vulnerability.>",
 "patch_commit_message": "<The developer's commit message that may explain the vulnerability.>"
 },
 "patch_commit_diff": "<A git-style diff showing the changes from the pre-patched (vulnerable) to the post-patched (non-vulnerable) code.>"
}
```

Analysis Context & Critical Warning:
The analysis you are evaluating is generated based on the pre-patched (vulnerable) code. The patch_commit_diff and patch_commit_message is provided only as a reference to help you understand the precise location and nature of the ground truth vulnerability. Do not let it mislead you into thinking the vulnerability has already been fixed in the pre-patched code that is analyzed.

3. Evaluation Workflow and Option Rubric
You must follow these steps to evaluate the analysis and produce a final JSON output. For each dimension, you need to provide a brief justification and choose an option.
Step 1: Analyze Ground Truth
First, carefully review all the information in the ground_truth_info. This is your foundation for judgment.
Step 2: Evaluate Each Dimension

Assess the analysis across the following dimension. Choose an option for each based on the rubric below.
Dimension 1: Correctness
Task: Evaluate if the analysis correctly identifies the target CVE mentioned in the ground_truth_info.
Option Rubric:
* CORRECT: The analysis identifies the code as vulnerable, AND the explanation of the root cause of the predicted vulnerability also aligns with the ground truth vulnerability information provided in the ground_truth_info. Besides, it is acceptable if the analysis also identifies other vulnerabilities.
* PARTIALLY INCORRECT: The analysis identifies the code as vulnerable, BUT the explanation of the root cause of the predicted vulnerability does not align with the ground truth vulnerability information provided in the ground_truth_info.
* INCORRECT: The analysis identifies the code as non-vulnerable.

4. Output Format
Your final output must be a single JSON object. Do not include any text or explanation outside of the JSON structure. The JSON must contain a key for each dimension's justification and option.
```json
{
 "correctness": {
 "justification": "<Your brief reason>",
 "option": "<choose from ['CORRECT', 'PARTIALLY INCORRECT', 'INCORRECT']>"
 }
}
```

Current Input
```json
{INPUT}
```

```

Figure 14: Reasoning-level Judge Prompt for Vulnerable Samples

<|system|> You are to act as a meticulous and impartial Code Security Expert and Evaluator.

<|user|>

1. Goal

Your primary goal is to assess the quality of an analysis of post-patched code in which the target CVE has been fixed. You must evaluate the analysis against a provided set of ground truth information. Your judgment must be objective, strictly adhering to the provided option rubric and based only on the information given.

2. Input Format

You will be provided with a JSON object containing two main keys: analysis and ground_truth_info

```
```json
{
 "analysis": "<The full analysis, including its reasoning and answer.>",
 "ground_truth_info": {
 "target_CVE_in_code": false,
 "cve_description": "<The official CVE description of the vulnerability that was fixed.>",
 "patch_commit_message": "<The developer's commit message that may explain the fix.>",
 "patch_commit_diff": "<A git-style diff showing the changes that fixed the vulnerability.>"
 }
}
```
```

Analysis Context & Critical Warning:

The analysis you are evaluating is generated based on the post-patched code in which the target CVE has been fixed. The ground_truth_info is provided only as a reference to help you understand how the target CVE is fixed. Do not let it mislead you into thinking the target CVE is still present in the post-patched code that is analyzed. Please note that "target_CVE_in_code": false in the ground_truth_info can only indicate that the target CVE does not exist in the code, but it cannot guarantee whether the code contains other unknown vulnerabilities.

3. Evaluation Workflow and Option Rubric

You must follow these steps to evaluate the analysis and produce a final JSON output. For each dimension, you need to provide a brief justification and choose an option.

Step 1: Analyze Ground Truth

First, carefully review all the information in the ground_truth_info. This is your foundation for judgment.

Step 2: Evaluate Each Dimension

Assess the analysis across the following four dimensions. Choose an option for each based on the rubric below.

Dimension 1: Correctness

Task: Evaluate whether the analysis identifies that a vulnerability with the exactly same root cause in ground_truth_info still exists in the post-patched code.

Option Rubric:

- CORRECT: The analysis finds no vulnerabilities in the code.

- UNKNOWN: The analysis does not identify a vulnerability with the exactly same root cause as in ground_truth_info, but it does identify other unknown vulnerabilities with different root causes.

- INCORRECT: Select this option ONLY IF the analysis identifies that a vulnerability with the exactly same root cause as in ground_truth_info still exists in the code.

Please select UNKNOWN if the analysis identifies vulnerabilities whose root causes are not exactly the same as the vulnerability in ground_truth_info, even if they are only similar. For example, the analysis identifies that the code contains an out-of-bound access vulnerability, and the target CVE in ground_truth_info is also an out-of-bound access vulnerability. However, the root causes of the two vulnerabilities are not exactly same (e.g., they occur in different locations). In this situation, you should choose UNKNOWN, because the two vulnerabilities are not exactly the same.

4. Output Format

Your final output must be a single JSON object. Do not include any text or explanation outside of the JSON structure. The JSON must contain a key for each dimension's justification and option.

```
```json
{
 "correctness": {
 "justification": "<Your brief reason>",
 "option": "<choose from ['CORRECT', 'UNKNOWN', 'INCORRECT']>"
 }
}
```
```

Current Input

```
```json
{INPUT}
```
```

Figure 15: Reasoning-level Judge Prompt for Patched Samples

C.4. Prompts for Sample Specification Generation

1. Context

We have a code sample with a known vulnerability. We need to check if a detector successfully "recalls" (finds) this specific issue.

2. Input Data

- Target Function and Its Contexts: {INPUT}
- Code Status: {CODE_STATUS}
- CVE Description: {CVE_DESCRIPTION}
- Commit Message: {COMMIT_MESSAGE}
- Patch Diff: {CODE_DIFF}

3. Task

Generate a JSON Checklist with these specific dimensions:

Dimension 1: Verdict_Recall

- Create a check: "Does the analysis report contain a vulnerability in the target function that matches the semantic type [INSERT_VULN_TYPE_FROM_CVE]?"
- Instruction: Specify that finding this type is sufficient, even if other types are also listed.

Dimension 2: Evidence_Insecure_Code

- Identify the unique code snippet from the Diff (lines marked ` - `) that causes the bug.
- Create a check: "Does the analysis explicitly cite the code snippet [INSERT_UNIQUE_CODE_SNIPPET] as the source of the issue?"

Dimension 3 : Reasoning_Mechanism

- Create a check: "Does the analysis explain the trigger condition? Specifically, that [INSERT_SPECIFIC_TRIGGER] (e.g., 'input length exceeds buffer' or 'integer wraps around') leads to the vulnerability."

4. Output Format (JSON Only)

```
```json
{
 "phase": "pre_patch",
 "checklist": [
 {
 "dimension": "Verdict_Recall",
 "description": "The analysis report includes a finding for the target function that semantically matches [INSERT_EXTRACTED_TYPE] (e.g., Integer Overflow).",
 },
 {
 "dimension": "Evidence_Insecure_Code",
 "description": "The analysis explicitly cites the code snippet [INSERT_UNIQUE_CODE_SNIPPET] (e.g., 'memcpy(dest, src, len)') as problematic.",
 },
 {
 "dimension": "Reasoning_Mechanism",
 "description": "The analysis explains that the vulnerability exists because [INSERT_BRIEF_LOGIC] (e.g., length check is missing).",
 }
]
}
```
```

Figure 16: Specification Generation Prompt for Vulnerable Samples

1. Context

The code is NO_VUL regarding a specific previous vulnerability (Fixed). We need to verify if the detector recognizes this safety or at least does not hallucinate the old bug.

2. Input Data

- Target Function and Its Contexts: {INPUT}
- Code Status: {CODE_STATUS}
- CVE Descriptio: {CVE_DESCRIPTION}
- Commit Message: {COMMIT_MESSAGE}
- Patch Diff: {CODE_DIFF}

3. Task

Generate a JSON Checklist with these specific dimensions:

Dimension 1: Verdict_Absence_of_Specific_Vuln

- Reflect the logic: "The analysis is correct if it concludes NO_VUL OR if the detected vulnerabilities DO NOT include [INSERT_OLD_VULN_TYPE]."

Dimension 2: Evidence_Safeguard_Code

- Identify the new check/sanitizer from the Diff (lines marked `+`).
- Create a check: "Does the analysis cite the code snippet [INSERT_SAFEGUARD_SNIPPET] as a safety factor?"

Dimension 3: Reasoning_Resolution

- Create a check: "Does the analysis explain that the code is safe because [INSERT_FIX_LOGIC]?"

4. Output Format (JSON Only)

```
```json
{
 "phase": "post_patch",
 "checklist": [
 {
 "dimension": "Verdict_Absence_of_Specific_Vuln",
 "description": "The analysis either concludes the function is NO_VUL, OR its list of detected vulnerabilities does NOT include '[INSERT_OLD_VULN_TYPE]'."
 },
 {
 "dimension": "Evidence_Safeguard_Code",
 "description": "The analysis explicitly cites the code snippet [INSERT_SAFEGUARD_SNIPPET] (e.g., 'if (size > MAX)') as a mitigating factor."
 },
 {
 "dimension": "Reasoning_Resolution",
 "description": "The analysis explains that the potential issue is prevented by [INSERT_LOGIC_SUMMARY] (e.g., validating input size)."
 }
]
}
```
```

Figure 17: Specification Generation Prompt for Patched Samples

C.4.1. Vulnerable Version

Figure 16 presents the prompt designed to guide an LLM-as-a-Judge in evaluating the quality of a vulnerability detector's analysis on pre-patch vulnerable code. It instructs an LLM to generate a structured JSON checklist based on the provided vulnerable function, CVE description, commit message, and patch diff. The checklist focuses on three critical validation dimensions: Verdict Recall (verifying the detector identifies the

correct vulnerability type), **Evidence Identification** (ensuring the detector cites the specific lines of code that were removed or changed in the patch), and **Reasoning Mechanism** (confirming the detector accurately explains the logic or trigger condition that leads to the exploit).

C.4.2. Patched Version

Figure 17 presents the prompt designed to guide an LLM-as-a-Judge in evaluating the quality of a vulnerability detector’s analysis on patched (vulnerability-fixed) code to ensure it recognizes security improvements and avoids hallucinating resolved bugs. By utilizing the provided post-patch function, fixed-CVE description, commit message, and patch diff, the prompt instructs an LLM to generate a JSON checklist focused on three defensive dimensions: **Verdict Absence** (verifying the detector does not falsely report the original vulnerability), **Evidence of Safeguards** (ensuring the detector identifies the specific new lines of code that provide the fix), and **Reasoning Resolution** (confirming the detector understands how the logic change prevents the exploit).

C.5. Judge Prompts for Specification-based Rewards

C.5.1. Vulnerable Version

Figure 18 presents the prompt designed to evaluate a detector’s performance on known-vulnerable code by comparing its output against a pre-defined ground truth checklist (introduced in Appendix C.4.1). The evaluation is categorized into three specific dimensions with a nuanced scoring rubric. The **Verdict** dimension follows a strict binary logic to determine if the specific vulnerability type was identified, regardless of any extraneous findings. The **Evidence** dimension assesses the precision of the detector’s vulnerability localization, distinguishing between exact code snippets, partial matches (such as variable names), and complete misses. Finally, the **Reasoning** dimension validates the detector’s understanding of the attack mechanism, requiring a clear explanation of both the root cause and the technical consequence. The output is formatted as a structured JSON object containing justifications and scores.

C.5.2. Patched Version

The prompt presented in Figure 19 instructs an LLM-as-a-Judge to evaluate a vulnerability detector’s performance on patched code, focusing on its ability to recognize security fixes and avoid false positives. The judge LLM compares the detector’s candidate analysis against a pre-defined ground truth checklist (introduced in Appendix C.4.2) for safe code across three key metrics. The **Verdict** dimension uses a binary check to ensure the detector does not hallucinate the specific fixed vulnerability. The **Evidence** dimension measures how accurately the detector identifies the new safeguard code (e.g., input sanitizers or boundary checks) introduced in the patch. The **Reasoning** dimension evaluates whether the detector correctly interprets the safety logic, confirming that it understands how the code change successfully mitigates the original threat. The resulting JSON output provides a structured, justifiable assessment of the detector’s precision in post-patch scenarios.

```

<|system|> You are to act as a meticulous and impartial Code Security Expert and Evaluator.
<|user|>
1. Goal
Your task is to evaluate a vulnerability analysis for a code sample known to be HAS_VUL (vulnerable). Verify if the detector successfully identified the specific target vulnerability described in the Checklist.

2. Scoring Rubric
Dimension 1: Verdict (Strict Binary)
- CORRECT: The analysis identifies the specific vulnerability type requested in the checklist (e.g., "Buffer Overflow"). Ignore any extra/unrelated vulnerabilities listed by the detector. As long as the target is found, it is true.
- INCORRECT: The analysis fails to mention the target vulnerability type.

Dimension 2: Evidence (Insecure Code Snippet)
- CORRECT: The analysis quotes the exact code snippet (or a semantically identical variation) requested in the checklist.
- PARTIALLY CORRECT: The analysis cites the correct variable name or surrounding logic, but does not quote the specific snippet exactly. Or, it quotes a huge block of code that contains the snippet but lacks precision.
- INCORRECT: No specific evidence or incorrect code cited.

Dimension 3: Reasoning (Attack Mechanism)
- CORRECT: The analysis correctly explains both the root cause (e.g., "missing check") and the consequence (e.g., "overflow").
- PARTIALLY CORRECT: Explains the general issue (e.g., "unsafe copy") but misses technical details.
- INCORRECT: Incorrect or generic reasoning.

3. Input
The Ground Truth Checklist (Target: Vulnerable):
{CHECKLIST}

The Candidate Analysis:
{ANALYSIS}

4. Output Format (Json Only)
```json
{
 "Verdict_Recall": {
 "justification": "<Your brief reason>",
 "option": <choose from ["CORRECT", "INCORRECT"]>
 },
 "Evidence_Insecure_Code": {
 "justification": "<Your brief reason>",
 "option": <choose from ["CORRECT", "PARTIALLY CORRECT", "INCORRECT"]>
 },
 "Reasoning_Mechanism": {
 "justification": "<Your brief reason>",
 "option": <choose from ["CORRECT", "PARTIALLY CORRECT", "INCORRECT"]>
 }
}
```

```

Figure 18: Specification-level Judge Prompt for Vulnerable Samples

1. Goal

Your task is to evaluate a vulnerability analysis for a code sample known to be NO_VUL (vulnerability fixed). Verify if the detector correctly concludes the code is safe regarding the specific vulnerability.

2. Scoring Rubric

Dimension 1: Verdict (Strict Binary)

- **CORRECT**: The analysis says "NO_VUL" or The analysis reports other vulnerabilities but does not list the specific fixed vulnerability mentioned in the checklist.
- **INCORRECT**: The analysis explicitly claims the specific target vulnerability (e.g., the one described in the checklist) still exists.

Dimension 2: Evidence (Safeguard Snippet)

- **CORRECT**: The analysis quotes the exact safeguard code (e.g., the new check/sanitizer) requested in the checklist.
- **PARTIALLY CORRECT**: The analysis cites the correct variable name or surrounding logic, but does not quote the specific snippet exactly. Or, it quotes a huge block of code that contains the snippet but lacks precision.
- **INCORRECT**: No specific evidence or incorrect code cited.

Dimension 3: Reasoning (Safety Logic)

- **CORRECT**: Explains why the code is safe (e.g., "The new check prevents the overflow").
- **PARTIALLY CORRECT**: Vague acknowledgment of safety without specific logic.
- **INCORRECT**: Incorrect logic or claims the code is unsafe.

3. Input

The Ground Truth Checklist (Target: Safe/Fixed):

{CHECKLIST}

The Candidate Analysis:

{ANALYSIS}

4. Output Format (Json Only)

```
```json
{
 "Verdict_Absence_of_Specific_Vuln": {
 "justification": "<Your brief reason>",
 "option": <choose from ["CORRECT", "INCORRECT"]>
 },
 "Evidence_Safeguard_Code": {
 "justification": "<Your brief reason>",
 "option": <choose from ["CORRECT", "PARTIALLY CORRECT", "INCORRECT"]>
 },
 "Reasoning_Resolution": {
 "justification": "<Your brief reason>",
 "option": <choose from ["CORRECT", "PARTIALLY CORRECT", "INCORRECT"]>
 }
}
```
```

Figure 19: Specification-level Judge Prompt for Patched Samples