

A New SMP Transformed Standard Weibull Distribution for Health Data Modelling.

Isqeel Ogunsola^{1,4*}, Nurudeen Ajadi² and Gboyega Adepoju³

^{1*}Department of Statistics, University of Manchester, United Kingdom.

²Department of Mathematics, University of Louisiana at Lafayette, Louisiana, USA.

³Department of Mathematics, Nova Southeastern University, Davie, Florida, USA.

⁴Department of Statistics, Federal University of Agriculture, Abeokuta, Nigeria.

*Corresponding author(s). E-mail(s): isqeel.ogunsola@manchester.ac.uk;
Contributing authors: nurudeen.ajadi1@louisiana.edu ;
gadepoju@nova.edu;

Abstract

New methods of extending base distributions are always invoke to increase their adaptability in modeling real life data. Recently, SMP method was introduced but Weibull distribution is yet to be explored through this method. First, we provide updated review on SMP transformed distributions. We then proposed and developed another extended Weibull distribution through this technique named SMPtW. Importantly, twelve of its statistical properties - reliability measures, quantile function, moment, stress-strength, mean waiting time, moment generating function, characteristics function, renyi entropy, order statistics, mean residual life and mode, were derived and studied extensively. The hazard function has a decreasing, increasing and constant shapes. We found a relation between the quantile of SMPtW and that of SMP Pareto distribution despite their difference in density functions. We adopt the inverse transform approach in random number generation and through simulation we evaluate maximum likelihood estimates (MLE) performance of its parameters. The result showed that MLE is consistent all through. The performance of the distribution was then examined using health dataset compared with five similar distributions. The results showed that three parameters SMPtW performed best among the competing models.

Keywords: SMP, Weibull, Adaptability, Statistical Properties and Inverse transform.

1 Introduction

Researchers across various disciplines including economics, biological sciences, medicine, and environmental sciences, continually experience complex real-world situations and the main challenge faced is to identify the pattern of these situations. Probability distributions play a significant role in analyzing real-life data in various areas of applied science. These distributions are effective in analyzing extreme situations and natural disasters such as earthquakes, weather, floods, and droughts (Klakattawi (2022), Chaito and Khamkong (2021), and Zare et al. (2021)).

However, it is widely known that there is no single probability distribution that is able to provide a satisfactory fit in all situations (Almalki and Yuan 2013). Therefore, researchers have repeatedly considered proposing new methods to introduce new distributions with a good ability to fit various types of data in different applications by adding a new parameter to common probability distributions. Some of the old methods include exponentiation (Gupta et al. 1998), transmutation (Shaw and Buckley 2007), Marshall Olkin (Marshall and Olkin 1997), Gamma-generated families (Zografos and Balakrishnan 2009), Alpha power transformation (Mahdavi and Kundu 2017) to mention a few. See Lee et al. (2013) for review of some of the old methods. Meanwhile, many new methods of distribution extensions have been proposed recently which include, Rasool et al. (2025), Novel Exponentiated G-family distribution (NEGFD) , (Mir et al. 2025), PNJ method (Ahad et al. 2024), modified kies method (Al-Babtain et al. 2020), logarithmic-U family method (Zhao et al. (2023) and so on. While our study is mainly on SMP method of transformation Rasool et al. (2025) , we specifically highlighted some of these new methods introduced lately which are yet to be explored in extending many base distributions.

Weibull distribution is one of the useful distributions in reliability, engineering, medicine among other areas in modelling time-to events data. Its cumulative distribution function (CDF) and probability distribution function (PDF) are given respectively as:

$$F(y) = \begin{cases} 1 - e^{-\left(\frac{y}{\beta}\right)^\phi} & y \geq 0, \\ 0 & y < 0 \end{cases}$$

and

$$f(y) = \begin{cases} \frac{\phi}{\beta} \left(\frac{y}{\beta}\right)^{\phi-1} e^{-\left(\frac{y}{\beta}\right)^\phi}, & y \geq 0, \\ 0 & y < 0 \end{cases}$$

Its relation to several other distributions setting its shape and scale parameters to some values gives it strength and wider applicability. For example, it becomes exponential distribution when $\phi = 1$ and Rayleigh distribution if $\phi = 2$ and $\lambda = \sqrt{2\sigma}$.

A new method of extending the flexibility of a distribution was given by Rasool et al. (2025). They stated that for a given random variable Y , the CDF and PDF of SMP transformed distribution are respectively given as:

$$F(y; \lambda) = \begin{cases} \frac{e^{(\log \lambda) \bar{G}(y)} - \lambda}{1 - \lambda} & \text{if } \lambda > 0, \lambda \neq 1, \\ G(y) & \text{if } \lambda = 1 \end{cases} \quad (1)$$

and

$$f(y; \lambda) = \begin{cases} \frac{e^{(\log \lambda) \bar{G}(y)} (\log \lambda) g(y)}{\lambda - 1} & \text{if } \lambda > 0, \lambda \neq 1, \\ g(y) & \text{if } \lambda = 1 \end{cases} \quad (2)$$

where $\bar{G}(y) = 1 - G(y)$

Hence, we obtained the PDF and CDF of SMP transformed Weibull distribution with three parameters as:

$$F(y; \lambda) = \begin{cases} \frac{e^{(\log \lambda) e^{-\left(\frac{y}{\beta}\right)^\phi}} - \lambda}{1 - e^{-\left(\frac{y}{\beta}\right)^\phi}} & \text{if } \lambda > 0, \lambda \neq 1, \\ 1 & \text{if } \lambda = 1 \end{cases}$$

$$f(y; \lambda) = \begin{cases} \frac{e^{(\log \lambda) e^{-\left(\frac{y}{\beta}\right)^\phi}}}{\lambda - 1} (\log \lambda) \frac{\phi}{\beta} \left(\frac{y}{\beta}\right)^{\phi-1} e^{-\left(\frac{y}{\beta}\right)^\phi} & \text{if } \lambda > 0, \lambda \neq 1, \\ \frac{\phi}{\beta} \left(\frac{y}{\beta}\right)^{\phi-1} e^{-\left(\frac{y}{\beta}\right)^\phi} & \text{if } \lambda = 1 \end{cases}$$

Our main goal in this study are to (i) provided an updated review of SMP transformed distributions (ii) introduced a new extension of Weibull distributions through SMP transformation (iii) derive and study the statistical properties extensively (iv) generate random numbers from the distribution using the inverse transform approach and study ML estimates via simulation and (v) show the power of this distribution over existing similar distribution in modelling health data.

This paper is structured as follows: Section 2 reviews some of the SMP transformed distributions previously studied and present them in a fashion that is easy to compare at a glance. In Section 3, we introduced the SMP transformed standard Weibull distribution; a new two parameter standardized Weibull distribution using the SMP approach called (SMPtW) and the graphical representation of the PDF, CDF, hazard and survival functions for different values of λ and ϕ . In Section 4, most of the important properties of the SMPtW distribution like reliability measures, quantile function, moment, stress-strength reliability, mean waiting time, moment generating function, characteristics function, renyi entropy, order statistics, mean residual life and mode, were derived and studied extensively. In Section 5 and 6, MLE estimates were given and simulation study was carried out on the MLE estimates based on the bias, mean square error and coverage probabilities for different values of λ , and ϕ were evaluated. In Section 7, the performance of the distribution was then examined using health dataset and compared with other similar distributions. Finally, some conclusions were provided in Section 8.

2 Review of SMP transformed distributions

We provided an update on the review of SMP transformed distributions previously studied in this section. This is to keep the reader abreast at glance the existing extended distributions through this approach and provide opportunity to adopt this method in extending other base distribution yet to be explored via this approach.

SMP method was introduced with Lomax exponential as example [Rasool et al. \(2025\)](#). They studied the properties of the new distributions in deep with application to two datasets and showed that the new extension has a better fit compared to Lomax and similar distribution. Ever since then, researchers have extended base distributing using this method. Other extended distributions through this method include; SMP Kumaraswamy ([Jan and Ahmad 2024](#)), SMP Inverted Exponential ([Ahad and Ahmad 2024](#)), SMP Pareto ([Ahad and Ahmad 2025](#)). To the best of our knowledge, as at the moment of writing this research only four base distributions have been transformed through SMP and this was the motivation behind our study. The PDF of previously transformed SMP distributions are given in Table 1. The proposed distribution is then introduced in the following section.

Table 1 Review of SMP transformed distributions

SN	Distributions	Probability density function
1	SMP Lomax	$f(z) = \begin{cases} \frac{e^{(\log \gamma)(1 + \frac{z}{\theta})^{-\phi}} (\log \gamma) \frac{\phi}{\theta} (1 + \frac{z}{\theta})^{-(\phi+1)}}{\gamma - 1}, & \gamma > 0, \gamma \neq 1, \\ \frac{\phi}{\theta} (1 + \frac{z}{\theta})^{-(\phi+1)}, & \gamma = 1 \end{cases}$
2	SMP Pareto	$f(z) = \begin{cases} \frac{\log(\gamma)}{\gamma - 1} \cdot \frac{\phi}{z^{\phi+1}} \cdot e^{-\frac{\log(\gamma)}{z^{\phi}}}, & \gamma > 0, \gamma \neq 1, \\ \frac{\phi}{z^{\phi+1}}, & \gamma = 1 \end{cases}$
3	SMP Kumaraswamy	$f(z) = \begin{cases} \frac{\lambda \phi \log \gamma z^{\lambda-1} (1 - z^{\lambda})^{\phi-1} e^{\log \gamma (1 - z^{\lambda})^{\phi}}}{\gamma - 1}, & \gamma > 0, \gamma \neq 1, \\ \lambda \phi z^{\lambda-1} (1 - z^{\lambda})^{\phi-1}, & \gamma = 1 \end{cases}$
4	SMP Inverted Exponential	$f(z) = \begin{cases} \frac{\log(\gamma)}{\gamma - 1} \cdot \frac{\gamma}{z^2} e^{(\log \gamma)(1 - e^{-\gamma/z})} e^{-\gamma/z}, & \gamma > 0, \gamma \neq 1, \\ \frac{\gamma}{z^2} e^{-\gamma/z}, & \gamma = 1 \end{cases}$

3 SMP transformed standard Weibull distribution

Consequently and without loss of generality, we obtained the standard Weibull distribution by setting the scale parameter to 1 for computational simplicity. Hence, using equations 1 and 2, the PDF and CDF of two parameters standardised Weibull (SMPtW) distributions are given respectively as:

$$F_{\text{SMPtW}}(y; \lambda, \phi) = \begin{cases} \frac{e^{(\log \lambda) e^{-y^{\phi}}} - \lambda}{1 - \lambda}, & \lambda > 0, \lambda \neq 1, \\ 1 - e^{-y^{\phi}}, & \lambda = 1 \end{cases} \quad (3)$$

$$f_{\text{SMPtW}}(y; \lambda, \phi) = \begin{cases} \frac{e^{[(\log \lambda) e^{-y^{\phi}} - y^{\phi}]} (\log \lambda) \phi y^{\phi-1}}{\lambda - 1}, & \lambda > 0, \lambda \neq 1, \\ \phi y^{\phi-1} e^{-y^{\phi}}, & \lambda = 1 \end{cases} \quad (4)$$

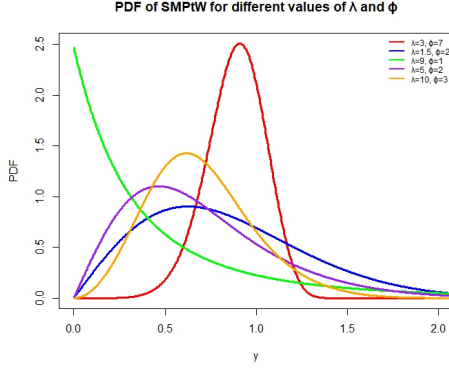


Fig. 1 PDF of SMPtW

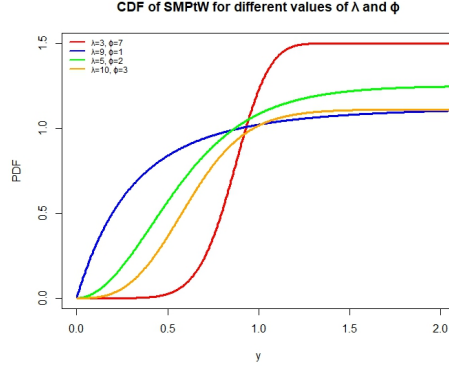


Fig. 2 CDF of SMPtW

The PDF and CDF plots for SMPtW for different values of λ and ϕ are given in Figures 1 and 2

4 Properties of SMPtW

The properties of the proposed distribution are investigated in this section. We established the survival function, hazard function, quantile function, moment, moment generating function, characteristic function, mode, mean waiting time, mean residual life, stress-strength reliability, order statistic, and the renyi entropy of the proposed SMPtW distribution.

4.1 Reliability Measures: Survival and Hazard functions of SMPtW

The Survival and Hazard functions of SMPtW is given as

$$S(y; \lambda, \phi) = \frac{1 - e^{(\log \lambda)e^{-y^\phi}}}{1 - \lambda} \quad \lambda \neq 1 \quad (5)$$

and

$$h(y; \lambda, \phi) = \frac{e^{(\log \lambda)e^{-y^\phi}} (\log \lambda) \phi y^{\phi-1} e^{-y^\phi}}{e^{(\log \lambda)e^{-y^\phi}} - 1} \quad \lambda \neq 1 \quad (6)$$

In the same vein, the plots of Survival and hazard functions of SMPtW are shown in Figures 3 and 4.

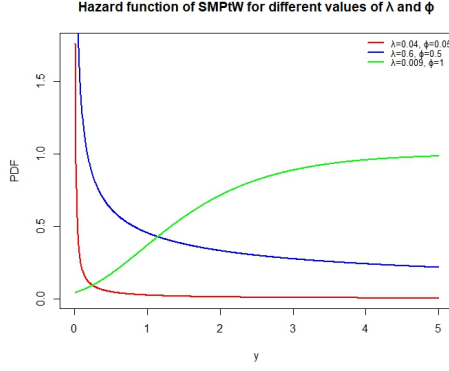


Fig. 3 Hazard function of SMPtW

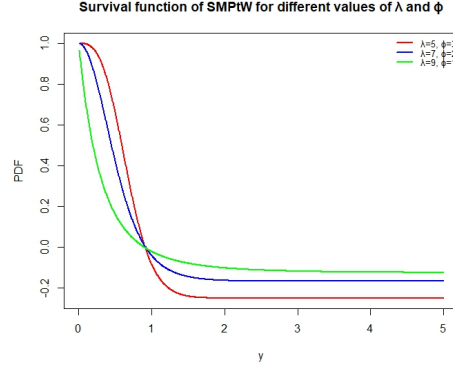


Fig. 4 Survival function of SMPtW

4.2 Quantile Function

Theorem 1 If $Y \sim SMPtW(\lambda, \phi)$ distribution, then the quantile function of Y is given as

$$Q(u) = \left[\log \left(\frac{\log \lambda}{\log \{u(1-\lambda) + \lambda\}} \right) \right]^{1/\phi}, \quad 0 < u < 1$$

Proof Let $u = F(y)$, the quantile function can be obtained as follows

$$u = \frac{e^{(\log \lambda)e^{-y^\phi}} - \lambda}{1 - \lambda}$$

Implies that

$$u(1 - \lambda) + \lambda = e^{(\log \lambda)e^{-y^\phi}}$$

Taking the logarithm of both side and simplifying, we obtain the quantile function as

$$Q(u) = \left[\log \left(\frac{\log \lambda}{\log \{u(1-\lambda) + \lambda\}} \right) \right]^{1/\phi}, \quad 0 < u < 1 \quad (7)$$

Where u follows a uniform $(0, 1)$ distribution. \square

Hence, the Median can be obtain as

$$Q(0.5) = \left[\log \left(\frac{\log \lambda}{\log \{\frac{1}{2}(1 + \lambda)\}} \right) \right]^{1/\phi}$$

and similarly for other quantiles.

Remark 1: We found a relationship between the quantile function of SMPtW and that of SMP Pareto distribution despite difference in their density functions. This requires further investigation.

4.3 Moment

Theorem 2 Suppose $Y \sim SMPtW(\lambda, \phi)$, then, the r^{th} moment is given by

$$E(y^r) = \frac{\log \lambda}{\lambda - 1} \Gamma\left(\frac{r}{\phi} + 1\right) \sum_{j=0}^{\infty} \frac{(\log \lambda)^j}{j!(j+1)^{r/\phi+1}}$$

Proof The r^{th} of a random variable is defined by

$$\begin{aligned} \mu_r &= E(y^r) = \int_0^{\infty} y^r \cdot f(y, \lambda) dy \\ E(y^r) &= \int_0^{\infty} y^r \cdot \frac{e^{[(\log \lambda)e^{-y^\phi} - y^\phi]} (\log \lambda) \phi y^{\phi-1}}{\lambda - 1} dy \\ &= \frac{\phi \log \lambda}{\lambda - 1} \int_0^{\infty} y^{r+\phi-1} e^{-y^\phi} e^{(\log \lambda)e^{-y^\phi}} dy \end{aligned}$$

Let $t = y^\phi$, so we have that $y = t^{1/\phi}$, $dy = \frac{1}{\phi} t^{\frac{1}{\phi}-1} dt$.

$$\begin{aligned} &= \frac{\phi \log \lambda}{\lambda - 1} \cdot \frac{1}{\phi} \int_0^{\infty} t^{r/\phi} e^{-t} e^{(\log \lambda)e^{-t}} dt \\ &= \frac{\log \lambda}{\lambda - 1} \int_0^{\infty} t^{r/\phi} e^{-t} \cdot e^{(\log \lambda)e^{-t}} dt \end{aligned}$$

Using the power series,

$$\begin{aligned} e^{(\log \lambda)e^{-t}} &= \sum_{j=0}^{\infty} \frac{(\log \lambda)^j}{j!} e^{-jt} \\ E(y^r) &= \frac{\log \lambda}{\lambda - 1} \sum_{j=0}^{\infty} \frac{(\log \lambda)^j}{j!} \int_0^{\infty} t^{r/\phi} e^{-(j+1)t} dt \end{aligned}$$

Let $v = (j+1)t$, $dt = \frac{dv}{(j+1)}$, $t^{r/\phi} = \frac{v^{r/\phi}}{(j+1)^{r/\phi}}$.

$$\begin{aligned} E(y^r) &= \frac{\log \lambda}{\lambda - 1} \sum_{j=0}^{\infty} \frac{(\log \lambda)^j}{j!} \int_0^{\infty} \frac{v^{r/\phi} \cdot e^{-v}}{(j+1)^{r/\phi+1}} dv \\ &= \frac{\log \lambda}{\lambda - 1} \sum_{j=0}^{\infty} \frac{(\log \lambda)^j}{j!(j+1)^{r/\phi+1}} \int_0^{\infty} v^{r/\phi} \cdot e^{-v} dv \\ E(y^r) &= \frac{\log \lambda}{\lambda - 1} \Gamma\left(\frac{r}{\phi} + 1\right) \sum_{j=0}^{\infty} \frac{(\log \lambda)^j}{j!(j+1)^{r/\phi+1}} \end{aligned} \tag{8}$$

□

Consequently, the first, second, third and fourth moments can be obtained using equation 8 by setting $r = 1, 2, 3$ and 4 respectively.

4.4 Moment Generating Function of SMPtW

The moment generating function (MGF) is used in obtaining the moments of a distribution such as mean and so on. We provide the MGF of SMPtW distribution.

Theorem 3 *The MGF of a random variable say Y that follows SMPtW distribution is denoted as $M_y(t)$ is*

$$E(y^r) = \sum_{r=0}^{\infty} \frac{t^r}{r!} \frac{\log \lambda}{\lambda - 1} \sum_{j=0}^{\infty} \frac{(\log \lambda)^j}{j!(j+1)^{r/\phi+1}} \Gamma\left(\frac{r}{\phi} + 1\right) \quad (9)$$

Proof The MGF of SMPtW distribution is given as:

$$M_y(t) = \int_0^{\infty} e^{ty} f_{\text{SMPtW}}(y; \lambda, \phi) dy \quad (10)$$

Expressing e^{tx} in series form, we have;

$$M_y(t) = \sum_{r=0}^{\infty} \frac{t^r}{r!} \int_0^{\infty} y^r f_{\text{SMPtW}}(y; \lambda, \phi) dy$$

Following the r th moment earlier obtained in equation 8, we obtain

$$M_y(t) = \sum_{r=0}^{\infty} \frac{t^r}{r!} \frac{\log \lambda}{\lambda - 1} \sum_{j=0}^{\infty} \frac{(\log \lambda)^j}{j!(j+1)^{r/\phi+1}} \Gamma\left(\frac{r}{\phi} + 1\right) \quad (11)$$

□

4.5 Characteristics Function of SMPtW

The advantage of this property is that it exist for all distribution even when the moment generating function does not exit. The Characteristic function for a random variable Y denoted as $J_Y(t)$ is defined as:

$$J_Y(t) = E(e^{ity})$$

Theorem 4 *Suppose $Y \sim \text{SMPtW}(\lambda, \phi)$, the characteristics function $J_Y(t)$ of SMPtW is given as*

$$J_Y(t) = \frac{\log \lambda}{\lambda - 1} \Gamma\left(\frac{r}{\phi} + 1\right) \sum_{r=0}^{\infty} \frac{(it)^r}{r!} \sum_{j=0}^{\infty} \frac{(\log \lambda)^j}{j!(j+1)^{r/\phi+1}}$$

Proof By definition, the characteristic functions of SMtW distribution is given as:

$$J_Y(t) = \int_0^{\infty} e^{ity} f(y; \lambda, \phi) dy$$

By series expansion,

$$J_Y(t) = \sum_{r=0}^{\infty} \frac{(it)^r}{r!} \int_0^{\infty} y^r f(y; \lambda, \phi) dy$$

Using equation 8 we have;

$$J_Y(t) = \frac{\log \lambda}{\lambda - 1} \Gamma\left(\frac{r}{\phi} + 1\right) \sum_{r=0}^{\infty} \frac{(it)^r}{r!} \sum_{j=0}^{\infty} \frac{(\log \lambda)^j}{j!(j+1)^{r/\phi+1}} \quad (12)$$

□

4.6 Mode of SMPtW

Given a random variable Y which follows, SMPtW distribution, the mode of the distribution is the value of y for which $\frac{d}{dx}f(y) = 0$ and $\frac{d^2}{dx^2}f(y) < 0$. However, given the positive nature of the PDF, the mode can also be obtained by finding the value of y for which the log of the PDF derivative equals zero i.e. $\frac{d}{dy}\log f(y) = 0$. Using equation 4, we derived the mode as follows:

$$\begin{aligned} \text{Log}f(y; \lambda, \phi) &= \log\left(\frac{e^{[(\log \lambda)e^{-y^\phi} - y^\phi]} + (\log \lambda)\phi y^{\phi-1}}{\lambda - 1}\right) \\ &= (\log \lambda)e^{-y^\phi} - y^\phi + \log(\log \lambda) + \log(\phi) + (\phi - 1)\log(y) - \log(\lambda - 1) \end{aligned}$$

Now, differentiating with respect to y , we have;

$$\frac{d\text{Log}f(y; \lambda, \phi)}{dy} = -(\log \lambda)\phi y^{\phi-1}e^{-y^\phi} - \phi y^{\phi-1} + (\phi - 1)/y$$

Equating to zero , we have;

$$\begin{aligned} 0 &= -(\log \lambda)\phi y^{\phi-1}e^{-y^\phi} - \phi y^{\phi-1} + (\phi - 1)/y \\ \phi - 1 &= \phi y^\phi \left[(\log \lambda)e^{-y^\phi} + 1 \right] \\ y &= \left[\frac{\phi - 1}{\phi[(\log \lambda)e^{-y^\phi} + 1]} \right]^{1/\phi} \end{aligned} \quad (13)$$

Remark 2: The equation 13 is not in a close form and can be obtained numerically. It is to be noted that if $\psi > 1$, a unique solution exist. If $0 < \phi \leq 1$, and for $y > 0$, all the derivatives will be negative with a decreasing density and mode at $y = 0$.

4.7 Mean Waiting Time

Theorem 5 The mean waiting time of for a random variable Y which follows SMPtW distribution is given as given by

$$\bar{\mu}(t) = t + \frac{1}{e^{(\log \lambda)e^{-y^\phi}} - \lambda} \frac{\sum_{j=0}^{\infty} \gamma\left(1 + \frac{1}{\phi}, (j+1)t^\phi\right)}{\phi(j+1)^{1+1/\phi}}$$

Proof The mean waiting time is defined by

$$\begin{aligned}\bar{\mu}(t) &= t - \frac{1}{F(t)} \int_0^t y \cdot f(y; \lambda) dy \\ &= t - \frac{1 - \lambda}{e^{(\log \lambda)e^{-y^\phi}} - \lambda} \int_0^t \frac{y \cdot e^{(\log \lambda)e^{-y^\phi}} (\log \lambda) \phi y^{\phi-1} e^{-y^\phi}}{\lambda - 1} dy\end{aligned}$$

Using the power series

$$\begin{aligned}e^{(\log \lambda)e^{-y^\phi}} &= \sum_{j=0}^{\infty} \frac{(\log \lambda)^j}{j!} \int_0^t y^\phi e^{-(j+1)y^\phi} dy \\ \bar{\mu}(t) &= t + \frac{\lambda - 1}{(e^{(\log \lambda)e^{-y^\phi}} - \lambda)(\lambda - 1)} \phi (\log \lambda) \sum_{j=0}^{\infty} \frac{(\log \lambda)^j}{j!} \int_0^t y^\phi \cdot e^{-(j+1)y^\phi} dy\end{aligned}$$

$v = (j+1)y^\phi$, $du = \phi(j+1)y^{\phi-1} dy$. The integral function can be express as

$$\begin{aligned}\int_0^t y^\phi \cdot e^{-(j+1)y^\phi} dy &= \frac{1}{\phi(j+1)^{1+1/\phi}} \gamma\left(1 + \frac{1}{\phi}, (j+1)t^\phi\right) \\ \bar{\mu}(t) &= t + \frac{1}{e^{(\log \lambda)e^{-y^\phi}} - \lambda} \frac{\sum_{j=0}^{\infty} \gamma\left(1 + \frac{1}{\phi}, (j+1)t^\phi\right)}{\phi(j+1)^{1+1/\phi}}\end{aligned} \tag{14}$$

□

4.8 Mean Residual Life

Theorem 6 *The mean residual of SMPtW distribution is given as*

$$\mu(t) = \frac{-\log \lambda}{1 - e^{(\log \lambda)e^{-t^\phi}}} \sum_{j=0}^{\infty} \frac{(\log \lambda)^j}{j!} (j+1)^{-(1/\phi+1)} \Gamma\left(1 + \frac{1}{\phi}, (j+1)t^\phi\right)$$

Proof The mean residual life of a distribution can be defined as

$$\mu(t) = \frac{1}{S(t)} \cdot \left(E(y) - \int_0^t y \cdot f(y; \lambda) \right) - t$$

We defined the survival function $S(t) = 1 - F(t)$ below

$$S(t) = \frac{1 - e^{(\log \lambda)e^{-y^\phi}}}{1 - \lambda}$$

From equation 8, The first moment is

$$E(y) = \frac{\log \lambda}{\lambda - 1} \Gamma\left(\frac{1}{\phi} + 1\right) \sum_{j=0}^{\infty} \frac{(\log \lambda)^j}{j! (j+1)^{1/\phi+1}} j!$$

and

$$\int_0^t y \cdot f(y, \lambda) dy = \frac{\log \lambda}{\lambda - 1} \sum_{j=0}^{\infty} \frac{(\log \lambda)^j}{j!} \gamma\left(1 + \frac{1}{\phi}, (j+1)t^\phi\right)$$

By simplification, we have that:

$$\mu(t) = \frac{-\log \lambda}{1 - e^{(\log \lambda)e^{-t^\phi}}} \sum_{j=0}^{\infty} \frac{(\log \lambda)^j}{j!} (j+1)^{-(1/\phi+1)} \Gamma\left(1 + \frac{1}{\phi}, (j+1)t^\phi\right) \tag{15}$$

□

4.9 Stress-Strength Reliability

Suppose that Y_1 and Y_2 are continuous random variables where $Y_1 \sim \text{SMPtW}(\lambda_1, \phi_1)$ and $Y_2 \sim \text{SMPtW}(\lambda_2, \phi_2)$, then the stress-strength parameter, say R , is defined as

$$R = \int_{-\infty}^{\infty} f_1(y)F_2(y)dy.$$

For instance, suppose Y_1 represents the strength of a component independent of Y_2 the stress of the component, if $Y_1 < Y_2$, then either the component fails or the systems that uses the component may malfunction. Hence, reliability can be expressed as the probability that $Y_1 > Y_2$. That is,

$$R = P(Y_1 > Y_2) = \int_{-\infty}^{\infty} f_1(y)F_2(y)dy.$$

Now, using the CDF and the pdf of SMPtW in eqn 3 and 4, we obtain

$$R = \int_0^{\infty} \left(\frac{e^{\log \lambda_1 e^{-y^{\phi_1}}} \log(\lambda_1) * \phi_1 e^{-y^{\phi_1}} y^{\phi_1-1}}{\lambda_1 - 1} \right) \left(\frac{e^{\log(\lambda_2) e^{-y^{\phi_2}}} - \lambda_2}{1 - \lambda_2} \right) dy$$

$$R = \frac{\log(\lambda_1) \phi_1}{(\lambda_1 - 1)(1 - \lambda_2)} \left[\int_0^{\infty} e^{[\log(\lambda_1) e^{-y^{\phi_1}} - y^{\phi_1} + \log(\lambda_2) e^{-y^{\phi_2}}]} y^{\phi_1-1} dy - \lambda_2 \int_0^{\infty} e^{[\log(\lambda_1) e^{-y^{\phi_1}} - y^{\phi_1}]} y^{\phi_1-1} dy \right] \quad (16)$$

The stress-strength reliability above is not in a closed form if the shape parameters $\phi_1 \neq \phi_2$. and thus, must be evaluated numerically. However, if the shape parameters $\phi_1 = \phi_2$, we have a closed form and the Stress-Strength Reliability

$$R = \frac{\log(\lambda_1)}{(\lambda_1 - 1)(1 - \lambda_2)} \left[\frac{\lambda_1 \lambda_2 - 1}{\log(\lambda_1 \lambda_2)} - \lambda_2 \frac{\lambda_1 - 1}{\log(\lambda_1)} \right] \quad (17)$$

The reliability above is obtained by setting $t = y^{\phi_1}$ in equation 16.

Alternatively, using series expansion, it can be shown that

$$R = \frac{\log(\lambda_1)}{(\lambda_1 - 1)(1 - \lambda_2)} \sum_{n=0}^{\infty} \frac{(\log \lambda_1)^n}{n!(n+1)} \left[\sum_{m=0}^{\infty} \sum_{m=0}^{\infty} \frac{(\log \lambda_2)^m}{m!} \frac{(-n)^k}{(m+1)^{k+1}} - \lambda_2 \right] \quad (18)$$

4.10 Order Statistics of SMPtW

Suppose $y_{(1)}, y_{(2)}, \dots, y_{(n)}$ are random samples obtained from SMPtW distributions. Let $Y_{(j;n)}$ be the j^{th} order statistics with SMPtW pdf. Hence, the probability distribution function of $y_{(j;n)}$ denoted as $f_{(j;n)}(y; \lambda, \phi)$ is given as:

$$f_{(j;n)}(y; \lambda, \phi) = \frac{n!}{(j-1)!(n-j)!} [F_{\text{SMPtW}}(y; \lambda, \phi)]^{j-1} [1 - F_{\text{SMPtW}}(y; \lambda, \phi)]^{n-j} f_{\text{SMPtW}}(y; \lambda, \phi) \quad (19)$$

Using the pdf and cdf of SMPtW distribution in equations 4 and 3 respectively, the j^{th} ordered statistics of SMPtW distribution is derived following from equation 19 as

$$f_{(j:n)}(y) = \frac{n!\phi(\log\lambda)}{(\lambda-1)(j-1)!(n-j)!} \left[\frac{e^{(\log\lambda)e^{-y^\phi}} - \lambda}{1-\lambda} \right]^{j-1} \left[1 - \frac{e^{(\log\lambda)e^{-y^\phi}} + \lambda}{1-\lambda} \right]^{n-j} e^{[(\log\lambda)e^{-y^\phi} - y^\phi]} y^{\phi-1}$$

$$f_{(j:n)}(y; \lambda, \phi) = \frac{n!\phi(\log\lambda)y^{\phi-1} [1-\lambda]^{1-n}}{(\lambda-1)(j-1)!(n-j)!} [e^{(\log\lambda)e^{-y^\phi}} - \lambda]^{j-1} [1 - e^{(\log\lambda)e^{-y^\phi}}]^{n-j} e^{[(\log\lambda)e^{-y^\phi} - y^\phi]} \quad (20)$$

We can then obtain the first and nth order statistics using equation 20. Consequently, the first and nth order statistics are given in equations 21 and 22 respectively.

$$f_{(1:n)}(y; \lambda, \phi) = \frac{n\phi(\log\lambda)y^{\phi-1} (1-\lambda)^{1-n}}{(\lambda-1)} \left[1 - e^{(\log\lambda)e^{-y^\phi}} \right]^{n-1} \left[e^{[(\log\lambda)e^{-y^\phi} - y^\phi]} \right] \quad (21)$$

$$f_{(n:n)}(y; \lambda, \phi) = \frac{n\phi(\log\lambda)y^{\phi-1} [1-\lambda]^{1-n}}{(\lambda-1)} \left[e^{(\log\lambda)e^{-y^\phi}} - \lambda \right]^{n-1} \left[e^{[(\log\lambda)e^{-y^\phi} - y^\phi]} \right] \quad (22)$$

4.11 Renyi Entropy

In this section , we derived the Renyi entropy denoted as $E_r(y; \lambda, \phi)$ given by

$$E_r(y; \lambda, \phi) = \frac{1}{1-h} \log \left(\int_{-\infty}^{\infty} f_{\text{SMPtW}}(y; \lambda, \phi)^h dy \right); \quad h > 0, h \neq 0 \quad (23)$$

Theorem 7 The Renyi Entropy of a random variable which follows SMPtW distribution is given as

$$E_r(y; \lambda, \phi) = \left(\frac{(\log\lambda)\phi}{\lambda-1} \right)^h \frac{2}{\phi} \Gamma\left(\frac{\phi h - h + 1}{\phi}\right) \sum_{j=0}^{\infty} \frac{(h \log\lambda)^j}{j!} (h+j)^{-\frac{\phi h - h + 1}{\phi}}$$

Proof Using equations 4 and 23 we have;

$$E_r(y; \lambda, \phi) = \frac{1}{1-h} \log \left(\int_{-\infty}^{\infty} \left[\frac{e^{[(\log\lambda)e^{-y^\phi} - y^\phi]} (\log\lambda) \phi y^{\phi-1}}{\lambda-1} \right]^h dy \right)$$

$$E_r(y; \lambda, \phi) = \frac{1}{1-h} \log \left(\left[\frac{\phi \log\lambda}{\lambda-1} \right]^h \int_{-\infty}^{\infty} y^{h(\phi-1)} e^{-hy^\phi} e^{h(\log\lambda)e^{-y^\phi}} dy \right)$$

Now, using Taylor series, we have:

$$E_r(y; \lambda, \phi) = \frac{1}{1-h} \log \left(\left[\frac{\phi \log \lambda}{\lambda - 1} \right]^h \int_{-\infty}^{\infty} y^{h(\phi-1)} e^{-hy^\phi} \sum_{j=0}^{\infty} \frac{(h \log \lambda)^j}{j!} e^{-jy^\phi} dy \right)$$

$$E_r(y; \lambda, \phi) = \frac{1}{1-h} \log \left(\left[\frac{\phi \log \lambda}{\lambda - 1} \right]^h \sum_{j=0}^{\infty} \frac{(h \log \lambda)^j}{j!} \int_{-\infty}^{\infty} y^{h(\phi-1)} e^{-(h-j)y^\phi} dy \right)$$

Using the general gamma function formula given by

$$\int_{-\infty}^{\infty} y^{(\phi-1)h} e^{-(h+j)y^\phi} dy = 2 \int_0^{\infty} y^{(\phi-1)h} e^{-(h+j)y^\phi} dy$$

$$= \frac{2}{\phi} (h+j)^{-\frac{\phi h - h + 1}{\phi}} \Gamma\left(\frac{\phi h - h + 1}{\phi}\right)$$

Hence,

$$E_r(y; \lambda, \phi) = \left(\frac{(\log \lambda) \phi}{\lambda - 1} \right)^h \frac{2}{\phi} \Gamma\left(\frac{\phi h - h + 1}{\phi}\right) \sum_{j=0}^{\infty} \frac{(h \log \lambda)^j}{j!} (h+j)^{-\frac{\phi h - h + 1}{\phi}} \quad (24)$$

□

5 Maximum Likelihood Estimation

The likelihood function for the SMPtW distribution is

$$L(\theta|\mathbf{y}) = \prod_{i=1}^n f(y_i|\lambda, \phi)$$

$$L = \prod_{i=1}^n \frac{e^{[(\log \lambda) e^{-y_i^\phi} - y_i^\phi]} (\log \lambda) \phi y_i^{\phi-1}}{\lambda - 1}$$

The log likelihood function is given by;

$$Q = \log L = \log \lambda \sum_{i=1}^n e^{y_i^\phi} + n \log(\log \lambda) + n \log \phi + n(\phi-1) \log y_i - \sum_{i=1}^n y_i^\phi - n \log(\lambda-1) \quad (25)$$

The MLEs of λ and ϕ are obtained by partially differentiating Q Eqn 25 with respect to λ and ϕ and equating to zero as follows:

$$\frac{\partial Q}{\partial \lambda} = \frac{1}{\lambda} \sum_{i=1}^n e^{-y_i^\phi} + \frac{n}{\lambda \log \lambda} + \frac{n}{\lambda - 1} = 0 \quad (26)$$

$$\frac{\partial Q}{\partial \phi} = -(\log \lambda) \sum_{i=1}^n y_i^\phi \log y_i e^{y_i^\phi} + \frac{n}{\phi} + \sum_{i=1}^n \log y_i - \sum_{i=1}^n y_i^\phi \log y_i \quad (27)$$

Note that there are no closed form for the above partial derivatives. The MLEs ($\hat{\lambda}, \hat{\phi}$) are obtained by simultaneously solving equations 26 and 27 using numerical methods such as, Secant, Regula-Falsi or Newton-Raphson.

Since, the MLE estimates for $\hat{\lambda}$ and $\hat{\phi}$ are in non close form, we obtained the approximate asymptotic confidence interval for the MLE estimates for $\hat{\lambda}$ and $\hat{\phi}$ as follows:

$$\begin{pmatrix} \hat{\lambda} \\ \hat{\phi} \end{pmatrix} \sim \mathcal{N} \left(\begin{pmatrix} \lambda \\ \phi \end{pmatrix}, \begin{pmatrix} \hat{\Pi}_{11} & \hat{\Pi}_{12} \\ \hat{\Pi}_{21} & \hat{\Pi}_{22} \end{pmatrix} \right)$$

The variance covariance matrix is obtained by the solution of the inverse of the information matrix given as:

$$\Pi^{-1} = -E \begin{pmatrix} \frac{\partial^2 \ell}{\partial \lambda^2} & \frac{\partial^2 \ell}{\partial \lambda \partial \phi} \\ \frac{\partial^2 \ell}{\partial \lambda \partial \phi} & \frac{\partial^2 \ell}{\partial \phi^2} \end{pmatrix}$$

Therefore, the approximate asymptotic confidence interval for the MLE estimates for $\hat{\lambda}$ and $\hat{\phi}$ can be obtained as

$$\hat{\lambda} + Z_{\alpha/2} \sqrt{\hat{\Pi}_{11}}$$

and

$$\hat{\phi} + Z_{\alpha/2} \sqrt{\hat{\Pi}_{22}}$$

respectively, where $Z_{\alpha/2}$ is the standard normal α percentile.

6 Simulation study

6.1 Random number generation

In generating random numbers for SMPtW distribution, the inverse transform approach is adopted in this study. This method has been widely used by several authors (e.g. [Adesegun et al. \(2023\)](#), [Menberu and Goshu \(2024\)](#)) in generating random numbers in distribution theory. The algorithm for generating random numbers from SMPtW distribution using inverse transform approach is given as:

Algorithm 1 Random number generation from SMPtW distribution

- (i) Generate a random variable say U such that $U \sim U(0, 1)$
 - (ii) Obtain the inverse of the CDF of SMtW distribution
 - (iii) Apply $X = F(y, \lambda, \phi)^{-1}(U)$
 - (iv) Then $X \sim F(y; \lambda, \phi)$
 - (v) Repeat until the require number of samples is obatined
-

6.2 Simulation result

In this section, we examined the performance of Maximum likelihood methods in estimating the parameters of SMPtW distribution. A random samples of size 50, 100, 250, 500 and 1000 were simulated from SMPtW distribution using the inverse transform method discussed in subsection 6.1 over 1000 iterations each. We consider

the pairs $(\lambda = 3, \phi = 7)$, $(\lambda = 1.5, \phi = 2)$, $(\lambda = 9, \phi = 1)$, $(\lambda = 3.5, \phi = 1.7)$ and $(\lambda = 0.5, \phi = 4.5)$. We evaluated the MLE estimates based on the bias, mean square error and coverage probabilities. The results of the simulation are presented

Table 2 Parameter estimates for the simulated data

SN	Parameters		Sample size	Estimates		Bias		MSE		Coverage Probability	
	λ	ϕ	n	$\hat{\lambda}$	$\hat{\phi}$	$\hat{\lambda}$	$\hat{\phi}$	$\hat{\lambda}$	$\hat{\phi}$	$\hat{\lambda}$	$\hat{\phi}$
1	3	7	50	3.80	7.21	0.80	0.21	7.71	0.82	0.933	0.938
			100	3.37	7.10	0.37	0.11	2.11	0.33	0.934	0.950
			250	3.07	7.03	0.07	0.03	0.58	0.13	0.940	0.945
			500	3.08	7.03	0.08	0.03	0.27	0.06	0.951	0.959
			1000	3.02	7.01	0.02	0.01	0.13	0.03	0.947	0.947
2	1.5	2	50	1.82	2.06	0.32	0.06	1.35	0.06	0.940	0.938
			100	1.65	2.03	0.15	0.03	0.44	0.03	0.938	0.951
			250	1.53	2.01	0.03	0.01	0.13	0.02	0.935	0.943
			500	1.53	2.01	0.03	0.01	0.06	0.00	0.952	0.960
			1000	1.51	2.00	0.01	0.00	0.03	0.00	0.948	0.951
3	2.5	1.2	50	3.12	1.24	0.62	0.04	4.80	0.02	0.935	0.939
			100	2.80	1.22	0.30	0.02	1.38	0.01	0.933	0.951
			250	2.55	1.21	0.05	0.01	0.39	0.00	0.941	0.943
			500	2.56	1.21	0.06	0.01	0.18	0.00	0.952	0.958
			1000	2.51	1.20	0.01	0.00	0.09	0.00	0.946	0.949
4	3.5	1.7	50	4.48	1.75	0.98	0.05	11.63	0.05	0.936	0.938
			100	4.00	1.73	0.46	0.03	3.03	0.02	0.933	0.952
			250	3.58	1.71	0.08	0.01	0.84	0.01	0.942	0.945
			500	3.59	1.71	0.09	0.01	0.38	0.00	0.950	0.959
			1000	3.52	1.70	0.02	0.00	0.18	0.00	0.947	0.948
5	0.5	4.5	50	0.57	4.60	0.08	0.09	0.11	0.44	0.925	0.941
			100	0.53	4.51	0.03	0.01	0.05	0.36	0.931	0.940
			250	0.50	4.51	0.00	0.01	0.01	0.09	0.920	0.937
			500	0.50	4.51	0.00	0.01	0.01	0.08	0.941	0.959
			1000	0.50	5.00	0.00	-0.01	0.00	0.07	0.943	0.949

in Table 2. The result showed that the MLE estimates are consistent. As the sample size increases the estimates approach the true parameter values simulated. The Bias and MSE also reduces as the sample sizes increases. Finally, the coverage probability for the simulated parameters are high which indicated that a higher percentage of the estimated parameter falls within the true parameter values for each of the simulations.

7 Application

In this section, we compared the proposed and derived distributions with other similar distributions earlier studied. These distributions include standard Weibull, two parameter Weibull, Exponentiated Weibull (Pal et al. 2006), transmuted Weibull (Aryal and

(Tsokos 2011) and Sine alpha power Weibull (Alghamdi et al. 2025) distributions. The PDF of the distributions compared with SMPtW are given in Table 3.

The data used in showing the supremacy of SMPtW over other similar distributions consists of seventy-six Kelvar 373/epoxy fatigue fracture (Zhao et al. (2023), Owoloko et al. (2015) and Rasool et al. (2025)). The performance of the fitted distributions were assessed based on Akaike information criteria (AIC), Bayesian information criteria (BIC), corrected Akaike information criteria (AICc) and Hannan–Quinn information criterion (HQIC).

Table 3 PDF of compared distributions

SN	Distributions	Probability distribution function
1	Standard Weibull	$f(y) = \phi y^{\phi-1} e^{-y^\phi}$
2	Two parameter Weibull	$f(y) = \frac{\phi}{\beta} \left(\frac{y}{\beta}\right)^{\phi-1} e^{-\left(\frac{y}{\beta}\right)^\phi} \quad y \geq 0.$
3	Exponentiated Weibull	$f(y) = \beta \phi \lambda y^{\phi-1} e^{-\lambda y^\phi} \left(1 - e^{-\lambda y^\phi}\right)^{\beta-1}, \quad y \geq 0.$
4	Transmuted Weibull	$f(y) = \phi \lambda y^{\phi-1} e^{-\lambda y^\phi} \left[1 + \beta - 2\beta \left(1 - e^{-\lambda y^\phi}\right)\right], \quad y \geq 0.$
5	Sine alpha power Weibull	$f(y) = \frac{\pi}{2} \lambda \beta \left(\frac{\log(\phi)}{\phi-1}\right) y^{\beta-1} e^{-\lambda y^\beta} \phi^{1-e^{-\lambda y^\beta}} \cos\left[\frac{\pi}{2} \left(\frac{1-\phi^{1-e^{-\lambda y^\beta}}}{1-\phi}\right)\right], \quad y > 0.$
6	SMP transformed Weibull	$f(y) = \begin{cases} \frac{e^{(\log \lambda) e^{-\left(\frac{y}{\beta}\right)^\phi}}}{\lambda-1} (\log \lambda) \frac{\phi}{\beta} \left(\frac{y}{\beta}\right)^{\phi-1} e^{-\left(\frac{y}{\beta}\right)^\phi} & \text{if } \lambda > 0, \lambda \neq 1, \\ \frac{\phi}{\beta} \left(\frac{y}{\beta}\right)^{\phi-1} e^{-\left(\frac{y}{\lambda}\right)^\phi} & \text{if } \lambda = 1 \end{cases}$

Table 4 MLE Estimates for data on fracture with their standard errors in bracket

SN	Distributions	Parameters		
		$\hat{\beta}$	$\hat{\lambda}$	$\hat{\phi}$
1	Standard Weibull			0.8575 (0.0612)
2	Two parameter Weibull	1.3256 (0.1138)		2.1328 (0.1944)
3	Exponentiated Weibull	1.4427 (0.6436)	1.1013 (0.2628)	0.5796 (0.3003)
4	Transmuted Weibull	1.4311 (0.1277)	0.2135 (0.0549)	0.7113 (0.3017)
5	Sine alpha power Weibull	0.0555 (0.1520)	0.0728 (0.0594)	1.4124 (0.1289)
6	SMP transformed Weibull	47.1849 (131.7583)	4.4312 (2.1119)	1.5904 (0.1479)

Tables 4 and 5 shows the MLE estimates and comparison metrics. The two parameter SMPtW was not promising and so not reported. The result showed that three parameter SMP transformed Weibull distribution performed best among the competing models based on the metrics.

Table 5 Evaluation metrics result for data on fracture

SN	Distributions	Evaluations metrics			
		AIC	BIC	AICs	HQIC
1	Standard Weibull	294.3363	296.6670	294.3903	295.2677
2	Two parameter Weibull	249.0494	253.7108	249.2138	250.9123
3	Exponentiated Weibull	250.3272	257.3194	250.6606	253.1216
4	Transmuted Weibull	249.4706	256.4628	249.8039	252.2650
5	Sine alpha power Weibull	249.0571	256.0493	249.3904	251.8515
6	SMP transformed Weibull	248.7289	255.7211	249.0622	251.5233

8 Conclusion

Prior to introducing the novel distribution of interest, we gave an update on some methods of extending distributions recently proposed in literature that are yet to gain much attention. We also gave a brief review of transformed distributions through SMP method. This is to give the gap at glance on base distributions that are yet to be explored via SMP method. Thereafter, we introduced and studied a novel two Weibull parameter distribution obtained via SMP technique name SMPtW. The properties of this distribution were derived and studied extensively. Through inverse transform random number generation approach, we evaluated the consistency of MLE estimates for the parameters of SMPtW distribution via simulation. In furtherance, we showed the supremacy of three parameters SMPtW distribution over other similar distributions in modelling time to event data. Bias of estimates, MSE, coverage probability, AIC and BIC were used as evaluation metrics. It is our expectation that modelers can make use of this distribution in modelling health. Also, distribution theorist and practitioners can also explore new methods identified here in extending distributions. Finally, transformation of some common base distributions via SMP can also be look into.

Acknowledgements

The authors want to thank the reviewer for their constructive review.

Declarations

Authors Contributions

All the Authors contributed equally.

Funding

No funding is received for this research.

Conflict of interest

The authors declared no conflict of interest

Ethics approval and consent to participate

Not required

Data availability

The data used are all secondary and available in the manuscript and cited accordingly.

References

- Ahad, T., Ahmad, S.: New generalization of inverted exponential distribution: Properties and its applications. *Reliability: Theory & Applications* **19**(4 (80)), 541–551 (2024)
- Ahad, T., Ahmad, S.: A new generalization of pareto distribution: Properties and applications. *Reliability: Theory & Applications* **20**(2 (84)), 466–478 (2025)
- Alghamdi, A.S., ALoufi, S.F., Baharith, L.A.: The sine alpha power-g family of distributions: characterizations, regression modeling, and applications. *Symmetry* **17**(3), 468 (2025)
- Ahad, N., Ahmad, S., Reshi, J.: A novel approach to distribution generation with applications in electrical engineering. *Reliability: Theory & Applications* **19**(4 (80)), 525–540 (2024)
- Adesegun, O.I., Abayomi, D.G., Taiwo, S.A., Ademola, O.I., Omotola, A.B.: Transmuted logistic-exponential distribution for modelling lifetime data. *Thailand Statistician* **21**(4), 943–960 (2023)
- Al-Babtain, A.A., Shakhatreh, M.K., Nassar, M., Afify, A.Z.: A new modified kies family: Properties, estimation under complete and type-ii censored samples, and engineering applications. *Mathematics* **8**(8), 1345 (2020)
- Aryal, G.R., Tsokos, C.P.: Transmuted weibull distribution: A generalization of the weibull probability distribution. *European Journal of pure and applied mathematics* **4**(2), 89–102 (2011)
- Almalki, S.J., Yuan, J.: A new modified weibull distribution. *Reliability Engineering & System Safety* **111**, 164–170 (2013)
- Chaito, T., Khamkong, M.: The length-biased weibull-rayleigh distribution for application to hydrological data. *Lobachevskii Journal of Mathematics* **42**(13), 3253–3265 (2021)
- Gupta, R.C., Gupta, P.L., Gupta, R.D.: Modeling failure time data by lehman alternatives. *Communications in Statistics-Theory and methods* **27**(4), 887–904 (1998)

- Jan, M., Ahmad, S.: A new extension of kumaraswamy distribution for improved data modeling: Properties and applications. *Reliability: Theory & Applications* **19**(4 (80)), 654–665 (2024)
- Klakattawi, H.S.: Survival analysis of cancer patients using a new extended weibull distribution. *Plos one* **17**(2), 0264229 (2022)
- Lee, C., Famoye, F., Alzaatreh, A.Y.: Methods for generating families of univariate continuous distributions in the recent decades. *Wiley Interdisciplinary Reviews: Computational Statistics* **5**(3), 219–238 (2013)
- Menberu, A.A., Goshu, A.T.: The transformed mg-extended exponential distribution: Properties and applications. *Journal of Statistical Theory and Applications* **23**(3), 175–205 (2024)
- Mahdavi, A., Kundu, D.: A new method for generating distributions with an application to exponential distribution. *Communications in Statistics-Theory and Methods* **46**(13), 6543–6557 (2017)
- Marshall, A.W., Olkin, I.: A new method for adding a parameter to a family of distributions with application to the exponential and weibull families. *Biometrika* **84**(3), 641–652 (1997)
- Mir, A.A., Rasool, S.U., Lone, M., Aldawsari, A.M., Alharbi, A.A.: Modeling fréchet distribution using novel statistical family: Mathematical properties, simulation study and applications in epidemiological and environmental data. *Mathematical Sciences* **19**(4 (December 2025)) (2025)
- Owoloko, E.A., Oguntunde, P.E., Adejumo, A.O.: Performance rating of the transmuted exponential distribution: an analytical approach. *SpringerPlus* **4**(1), 818 (2015)
- Pal, M., Ali, M.M., Woo, J.: Exponentiated weibull distribution. *Statistica* **66**(2), 139–147 (2006)
- Rasool, S.U., Lone, M., Ahmad, S.: An innovative technique for generating probability distributions: A study on lomax distribution with applications in medical and engineering fields. *Annals of Data Science* **12**(2), 439–455 (2025)
- Shaw, W.T., Buckley, I.: The alchemy of probability distributions: Beyond gram-charlier & cornish-fisher expansions, and skew-normal or kurtotic-normal distributions. Submitted, Feb **7**, 64 (2007)
- Zhao, Y., Ahmad, Z., Alrumayh, A., Yusuf, M., Aldallal, R., Elshenawy, A., Riad, F.H.: A novel logarithmic approach to generate new probability distributions for data modeling in the engineering sector. *Alexandria Engineering Journal* **62**, 313–325 (2023)

- Zografos, K., Balakrishnan, N.: On families of beta-and generalized gamma-generated distributions and associated inference. *Statistical methodology* **6**(4), 344–362 (2009)
- Zare, M., Schumann, G.J.-P., Teferle, F.N., Mansorian, R.: Generating flood hazard maps based on an innovative spatial interpolation methodology for precipitation. *Atmosphere* **12**(10), 1336 (2021)