

# Probing Human Articulatory Constraints in End-to-End TTS with Reverse and Mismatched Speech-Text Directions

Parth Khadse and Sunil Kumar Kopparapu

TCS Research, Tata Consultancy Services Limited, Mumbai, India  
 {parth.khadse,sunilkumar.kopparapu}@tcs.com  
<http://www.tcs.com>

**Abstract.** An end-to-end (e2e) text-to-speech (TTS) system is a deep architecture that learns to associate a text string with acoustic speech patterns from a curated dataset. It is expected that all aspects associated with speech production, such as phone duration, speaker characteristics, and intonation among other things are captured in the trained TTS model to enable the synthesized speech to be natural and intelligible. Human speech is complex, involving *smooth* transitions between articulatory configurations (ACs). Due to anatomical constraints, some ACs are challenging to mimic or transition between. In this paper, we experimentally study if the constraints imposed by human anatomy have an implication on training an e2e-TTS systems. We experiment with two e2e-TTS architectures, namely, Tacotron-2 an autoregressive model and VITS-TTS a non-autoregressive model. In this study, we build TTS systems using (a) forward text, forward speech (conventional, e2e-TTS), (b) reverse text, reverse speech (r-e2e-TTS), and (c) reverse text, forward speech (rtfs-e2e-TTS). Experiments demonstrate that e2e-TTS systems are purely data-driven. Interestingly, the generated speech by r-e2e-TTS systems exhibits better fidelity, better perceptual intelligibility, and better naturalness.

**Keywords:** TTS · reverse speech · end to end models · tokenization

## 1 Introduction

Articulation is the process of producing speech sounds by manipulating the airstream from the lungs using the articulatory organs. The specific movements of the articulatory organs, called articulatory configuration (AC) determine the different speech sounds that humans produce. One could look at a sequence of AC smoothly transitioning from one AC to another resulting in spoken speech. Visible speech (VS) symbols [3], introduced in 1867, provided visual representation of the position of the speech organs needed to articulate an individual sound. The concept of VS was used effectively to identify words that are difficult to articulate based on the degree of change in the position of articulators that is

required to speak a word [20]. While appreciating the fact that speech production is much more complex, namely, the next word or phrase that we produce is dependent on *what* has been spoken prior not only linguistically but also in terms of *how* we enote it in the form of intonation, there is also an aspect of breath cycle, pauses, filler words, stress on certain words, language grammar and much more. Aware of this, we hypothesize that the language we speak has evolved over a period of time and the sounds that we produce are such that they are *optimal* in terms of the amount of energy required to change the position of the articulators or transition from one AC to another when we speak a sentence. We call the speech produced with these constraints, to contain *natural patterns* in spoken speech. Maybe, we as humans have refined or adapted the language structure, syntax, etc. to make it suitable, comfortable and easy for us to use. For example speaking “txet” (reverse of “text”) is harder than “text” (see Appendix A).

With growing need for voice user interfaces, there is a dire need for generating speech from text, also called text to speech (TTS). The area of TTS has evolved significantly from the rudimentary Klatt synthesizer [10] to current day **e2e-TTS** models like Tacotron-2 [19], FastSpeech [16], Glow-TTS [7], F5-TTS [4], Variational Inference Text-to-Speech (VITS-TTS) [9]. The **e2e-TTS** systems are traditionally sequence to sequence (seq2seq) architectures that learn to map a text sequence and the corresponding audio. These **e2e-TTS** are trained on a large amount of training text-speech corpora. In this paper, we experimentally explore if these **e2e-TTS** models benefit from (a) the constraints imposed by the articulatory anatomy where only certain transitions of AC’s are possible (see Appendix A) or (b) some implicit patterns in the syntactic structure of the language and speech. We further assume that these patterns or AC transition constraints do not exist in a reverse audio. For clarity, if  $s(t)$  is the spoken speech of duration  $T$ , namely,  $0 \leq t \leq T$  then  $s(T-t) = \bar{s}(t)$  is the reverse speech. In this paper, we would like to study and understand if an **e2e-TTS** architecture can be trained on an *unnatural (to human) patterns* or in other words does the constraints on possible AC imposed by the articulatory anatomy or the smooth transition from one AC to another help the conventionally trained **e2e-TTS** system.

The rest of the paper is organized as follows. In Section 2 we describe the approach that we adopted and in Section 3 we analyze the experiments that we conducted and conclude in Section 4.

## 2 The Setup

Tacotron-2 [19] is an **e2e-TTS** deep learning architecture that consists of two main components. As seen in Figure 1, the first component is a recurrent sequence-to-sequence (seq2seq) model with an attention mechanism, and a WaveGlow-based vocoder. The seq2seq model takes in a sequence of characters (text) and outputs a sequence of mel-spectrogram features. These output mel-spectrogram features pass through a pre-trained WaveGlow vocoder to generate the audio waveform (speech).

Specifically, the text to mel-spectrogram seq2seq model consists of an encoder and a decoder, implemented as recurrent neural networks (RNNs). The encoder takes in the input text and encodes it into a sequence of high-level representations, which are then passed to the decoder. The decoder uses an attention mechanism to focus on different parts of the input sequence at each time step, allowing it to generate a sequence of mel-spectrogram features that represent the input text. On the other hand, the WaveGlow[13] vocoder is a deep generative flow-based model trained on a large corpus of speech data, allowing it to generate highly realistic and natural-sounding speech. The two stage architecture of seq2seq followed by vocoder (see Fig. 1) allows generation of high-quality and natural-sounding speech from input text.

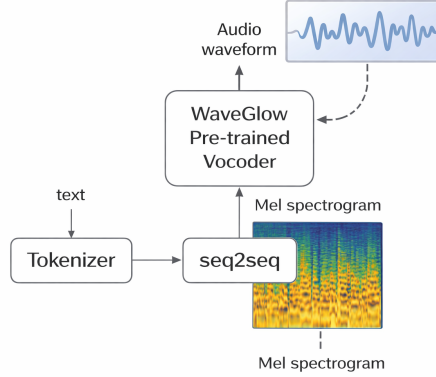


Fig. 1: High level block diagram of **e2e-TTS** architecture. We train the seq2seq block while using a pre-trained vocoder.

While using a pre-trained vocoder [5] we built several **e2e-TTS** systems by training several different seq2seq models as shown in Fig. 1. The first seq2seq model was trained using the standard text, denoted by  $w$  and mel-spectrogram extracted from  $s(t)$  for the system denoted by **e2e-TTS**. Namely,

$$w \longrightarrow \boxed{\text{e2e-TTS}} \longrightarrow s(t)$$

The second system, called, **r-e2e-TTS** while using the same pre-trained vocoder, used the reverse text<sup>1</sup> denoted by  $\bar{w}$  and mel-spectrogram extracted from reverse speech denoted by  $\bar{s}(t)$  to train the seq2seq model. The trained **r-e2e-TTS** is denoted by

$$\bar{w} \longrightarrow \boxed{\text{r-e2e-TTS}} \longrightarrow \bar{s}(t)$$

Note that  $\bar{s}(t)$  has to be reversed for any further analysis, namely  $\bar{\bar{s}}(t)$  (reverse of  $\bar{s}(t)$ ). In both the cases we use the same standard seq2seq architecture to train

<sup>1</sup> “dlrow olleh” is the reverse text corresponding to “hello world”

for the text to its corresponding mel-spectrogram, while using a pre-trained WaveGlow model.

### 3 Experimental Details

The Tacotron-2 [19] model is trained on the text-speech paired data of English male speaker, released as part of the LIMMITS’25 grand challenge [6]. The dataset consist of approximately 40 hours of speech data spoken by a single speaker recorded at 48 kHz sampling rate. Note that we do not experiment with different datasets or multiple number of speakers because that is not the focus of this experimental study.

The following data-preprocessing was done on the dataset to train the seq2seq model. The speech was down-sampled to 22.05 kHz using `sox` utility and mel-spectrogram was extracted from the speech with window length of 1024 samples, hop length of 256 samples and 80 mel channels. The text was converted to lower case, followed by normalization (numerical converted to words, for example “10” was converted to “ten”, etc). We followed the same pre-processing for training the seq2seq model for different **e2e-TTS** models.

Comparing **e2e-TTS** and **r-e2e-TTS**, both seq2seq models were trained under identical conditions, namely, on the same machine, using a batch size of 16 and a learning rate of  $2.5 * 10^{-4}$ . All the models were trained for 50000 iteration.

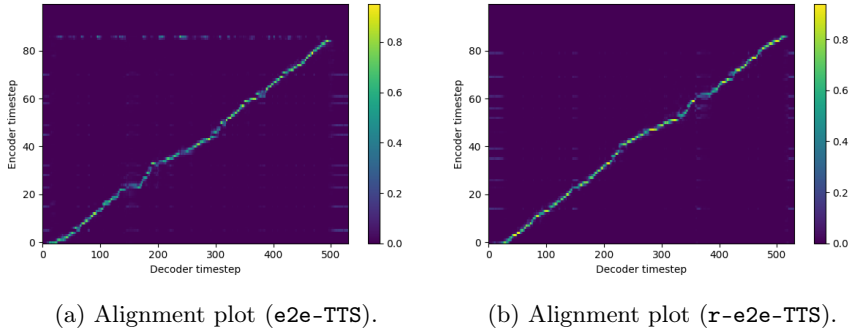


Fig. 2: Alignment plots for both **e2e-TTS** and **r-e2e-TTS** show no observable differences.

Figure 2 shows the alignment plots between encoder and decoder steps generated during the training process at the 45000<sup>th</sup> iteration. It can be observed that there is no *noticeable* differences in the two alignment plots, demonstrating that both the trained models **e2e-TTS** (**r-e2e-TTS**) effectively learned to convert text sequence,  $w$  ( $\bar{w}$ ) into audio  $s(t)$  ( $\bar{s}(t)$ ).

For the purposes of quantitative comparison, we selected 2500 text samples, not used during seq2seq training, at random, from Librispeech-960 [12] corpus.

We discarded all sentences that had less than 5 words or greater than 40 words which resulted in a total of 1715 sentences. We generated audio, using the trained **e2e-TTS** and **r-e2e-TTS** models separately for these 1715 sentences. A well documented problem in seq2seq model is its inability to identify the End-of-Sentence (EoS). A total of 14 generated audio (see Table 1) by either **e2e-TTS** (10) or **r-e2e-TTS** (4) resulted in an extended duration (limited by the maximum duration of the audio chosen as the hyper-parameter) audio because they resulted in the seq2seq model not being able to identify EoS. We discarded these 14 audio files from further analysis. All the analysis is based on the remaining 1701 generated audio, common to both **e2e-TTS** and **r-e2e-TTS**.

Table 1: Synthesized audio seq2seq EoS problem.

Model	Generated (#)	EoS issues (#)
<b>e2e-TTS</b>	1715	10
<b>r-e2e-TTS</b>	1715	4

We evaluated the audio generated by **e2e-TTS** and **r-e2e-TTS** in two different ways. In the first set of evaluation, we transcribed the generated audio using OpenAI’s Whisper **small.en** and WhisperX **small** model [15]. Note that while we passed  $s(t)$  generated by **e2e-TTS** directly, we reversed the output of **r-e2e-TTS** namely used  $\bar{s}(t)$  for transcription. As an objective evaluation metric, we computed the Word Error Rate (WER) and Character Error Rate (CER), by finding the edit distance between the transcribed text and the original text used for generating the audio. Table 2 captures the fidelity of the audio generated by **e2e-TTS** and **r-e2e-TTS**, in terms of WER and CER as a proxy measure. Note that smaller values of WER and CER are better and suggest that the generated audio is more reliably transcribed by the speech recognition engine.

Clearly, the speech synthesized by **r-e2e-TTS** is better recognised by the ASR (both Whisper and WhisperX) than the conventional **e2e-TTS** generated audio. It can be observed that the **r-e2e-TTS** performance is 6.5% (5.6%) better than **e2e-TTS** in absolute terms and 37.58% (34.36%) in relative terms for Whisper (WhisperX). It can also be observed that WhisperX, the more recent model performs, as expected, better than Whisper in all instances.

Table 2: WER and CER (lower values better) calculated on 1701 text samples, using Tacotron-2 architecture.

	Model	WER (%)	CER (%)
Whisper ( <b>small.en</b> )	<b>e2e-TTS</b>	17.3	7.5
	<b>r-e2e-TTS</b>	<b>10.8</b>	<b>4.0</b>
WhisperX ( <b>small</b> )	<b>e2e-TTS</b>	16.3	6.9
	<b>r-e2e-TTS</b>	<b>10.7</b>	<b>3.9</b>

These observations indicate that **r-e2e-TTS** is not only capable of learning the seq2seq mapping between the reverse text sequence and the corresponding mel-spectrogram of the reverse audio, but also generates speech that is *better* transcribed by the automatic speech recognition engine; both Whisper [14] and WhisperX [2].

The second set of evaluations are based on human perception, in terms of mean opinion scores (MOS). We asked 5 subjects (3 male, 2 female) to listen to a total of 16 generated audio waveform (8 each generated using **e2e-TTS** and **r-e2e-TTS**) and give a score between 1 and 5 for both naturalness and intelligibility. The subjects were provided the information mentioned in Table 3 as reference. Note that the subjects were not aware of which audio was generated by

Table 3: Reference provided to subjects to mark naturalness and intelligibility.

Score	Naturalness	Intelligibility
1	awkward, robotic	cannot understand speech
2	strange/ not smooth	understandable; mostly unclear
3	like human voice	understandable; hard to follow
4	smooth and natural	easy to understand
5	sounds very natural	completely understandable

which system. Table 4 shows the results of this perceptual evaluation in terms of MOS. While the MOS for both **e2e-TTS** and **r-e2e-TTS** are close to each other, the audio generated by **r-e2e-TTS** gets a higher(better) MOS for both naturalness (3.75 in comparison to 3.4) and intelligibility (3.58 compared to 3.38). Again demonstrating the superior performance of **r-e2e-TTS** over **e2e-TTS**.

Table 4: Mean Opinion Scores (Naturalness and Intelligibility).

	<b>e2e-TTS</b>	<b>r-e2e-TTS</b>
Naturalness	$3.40 \pm 0.11$	<b><math>3.75 \pm 0.22</math></b>
Intelligibility	$3.38 \pm 0.27$	<b><math>3.58 \pm 0.60</math></b>

In another perceptual evaluation test, the same 5 subjects were presented with 5 pairs of audio samples, generated using the same text ( $w$  for **e2e-TTS** and  $\bar{w}$  for **r-e2e-TTS**), while one was generated using **e2e-TTS** the other paired audio was generated using **r-e2e-TTS**. These audio waveform were presented in random order, meaning in some instances the first audio waveform in the pair was from **e2e-TTS** while in some instances the first waveform was from **r-e2e-TTS**. The subjects were then asked to mark the audio sample which they felt was comparatively better of the two. Note that no specific instruction was communicated to the subjects in terms of what they should look for in the audio.

In all, we got 5 responses from each of the 5 subjects, totaling 25 responses as shown in Table 5. It can be observed that 92% of the time (23/25) the subjects felt that the audio generated by **r-e2e-TTS** was better than the corresponding audio generated by **e2e-TTS** and only in 2 instances did the subjects choose the audio generated by **e2e-TTS** over **r-e2e-TTS** (see Table 5). Clearly, the percep-

Table 5: Paired audio perceptual test. A 1 represents the instance when **r-e2e-TTS** generated audio was chosen as being better.

	Sub# 1	Sub# 2	Sub# 3	Sub# 4	Sub# 5
Pair# 1	0	1	1	1	1
Pair# 2	1	1	1	1	1
Pair# 3	1	0	1	1	1
Pair# 4	1	1	1	1	1
Pair# 5	1	1	1	1	1

tual evaluation, though by a small set of 5 independent subjects, demonstrates the trend towards their preference for audio generated by **r-e2e-TTS**.

Further, it was observed that the total duration of the 1701 audio generated by **r-e2e-TTS** was 1.85% shorter (14786.21 seconds compared to 15064.73 seconds by **e2e-TTS**) than that generated by **e2e-TTS**. On an average for the same  $w$  ( $\bar{w}$  for **r-e2e-TTS**) the **e2e-TTS** generated  $s(t)$  was of longer duration (8.85 s) compared to the duration of  $\bar{s}(t)$  (8.69 s). Figure 3 captures the scatter plot of the duration of the audio produced by **e2e-TTS** and **r-e2e-TTS** for the same text. It can be observed that the number of points below the red diagonal far exceed the number of points above the diagonal.

We conclude that the **r-e2e-TTS** system seems to perform better in terms of lower WER and higher MOS (perceptual score) compared to **e2e-TTS** everything else remaining same in terms of the architecture (**Tacotron-2**) and the hyper parameters, number of training samples, number of iterations.

### 3.1 Effect of Text Tokenization

Motivated by [18], in addition to **e2e-TTS** and **r-e2e-TTS** we also trained a set of models where the input text was encoded using byte pair encoding (BPE) [17] instead of directly using the characters in the text (see Fig. 1). For the same text input, generally BPE encoding results in lesser number of tokens, compared to character tokenization. As seen in Table 6 BPE results in 21 tokens compared to 34 character tokens for the example text “**The stars twinkle and shine bright**”. Tokenization algorithms, broadly work on the principle of iteratively merging frequently occurring pairs of characters or tokens to create a vocabulary of tokens that can represent the language’s vocabulary efficiently. This as we will observe later, results in better machine transcription of the generated audio. We call these TTS systems,

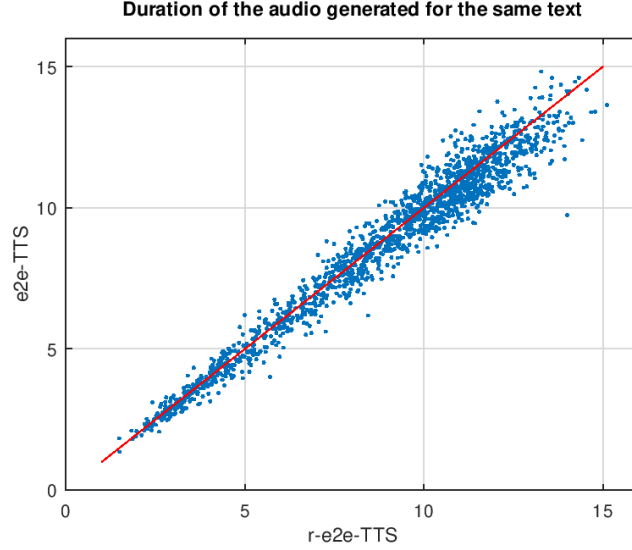


Fig.3: Scatter plot of duration of the audio for the same text produced by e2e-TTS (y-axis) and r-e2e-TTS (x-axis). The duration of audio generated by e2e-TTS is overall longer than the audio generated by r-e2e-TTS.

Table 6: Tokenization for the sentence “The stars twinkle and shine bright”. We use character tokenizer for e2e-TTS and r-e2e-TTS while we use Byte Pair Encoding (BPE) for BPE-e2e-TTS and BPE-r-e2e-TTS.

Tokenizer (# of tokens)	Tokens
character (34)	t h e _ s t a r s _ t w i n k l e _ a n d _ s h i n e _ b r i g h t
BPE (21)	the, _, st, ar, s, _t, w, in, k, le, _, and, _s, h, in, e, _b, ri, g, h, t
BPE (token length $\leq 2$ ) (24)	_t, he, _s, t, ar, s, _t, w, in, k, l, e, _a, nd, _s, h, in, e, _b, r, i, g, h, t

$$w \longrightarrow \overbrace{\boxed{\text{BPE}} \rightarrow \boxed{\mathcal{L}} \rightarrow \boxed{\text{e2e-TTS}}}^{\text{BPE-e2e-TTS}} \longrightarrow s(t)$$

and

$$\bar{w} \longrightarrow \overbrace{\boxed{\text{BPE}} \rightarrow \boxed{\mathcal{L}} \rightarrow \boxed{\text{r-e2e-TTS}}}^{\text{BPE-r-e2e-TTS}} \longrightarrow \bar{s}(t).$$

Where  $\mathcal{L}$  is a length-regulator operator which modifies the length of the BPE tokenized sequence. The operator  $\mathcal{L}$  expands the sequence by repeating each



token to reflect its length. As an example,

$$\text{bright} \rightarrow [\text{BPE}] \rightarrow [\text{br}, \text{i}, \text{ght}] \rightarrow [\mathcal{L}] \rightarrow [\text{br}, \text{br}, \text{i}, \text{ght}, \text{ght}, \text{ght}]$$

the token “br” of length two occurs twice and the token “ght” of length three occurs thrice while the token ‘i’ of length 1 occurs just once. We find that  $\mathcal{L}$  is crucial to produce intelligible speech when using Tacotron-2.

As mentioned earlier, the BPE models were trained on  $w$  for BPE-e2e-TTS while it was trained with  $\bar{w}$  for BPE-r-e2e-TTS. Figure 4 shows the alignment plots between the encoder and decoder steps. From the plots it can seen clearly that the trained BPE models BPE-e2e-TTS (BPE-r-e2e-TTS) are able to effectively convert the BPE sequence to speech. As earlier identical training condition was enabled for training both BPE-e2e-TTS and BPE-r-e2e-TTS. We trained the SentencePiece [11], with BPE (`-vocab_size=n`, `-model_type=bpe`, `-split_by_whitespace=False`). We use  $n = 50$  and impose a constraint on the token length to be 2.

These BPE models were also evaluated on the same set of 1715 sentences. We generated separate audio files for all the 1715 files for both the models. A total of 7 (see Table 7) generated audio files suffered from EoS problem, while BPE-e2e-TTS resulted in 4 instances of EoS BPE-r-e2e-TTS resulted in 3. So during the evaluation these 7 files were discarded and the evaluation process was performed on the remaining 1708 files.

Table 7: Synthesized audio seq2seq EoS problem using BPE-e2e-TTS and BPE-r-e2e-TTS.

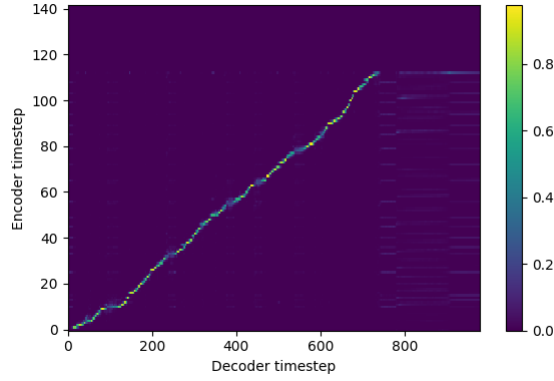
Model	Generated (#)	EoS issues (#)
BPE-e2e-TTS	1715	4
BPE-r-e2e-TTS	1715	3

Along earlier lines, we computed the WER and CER of the audio files generated using BPE models and used the same ASR models for transcription. Table 8 shows that though BPE-r-e2e-TTS (9.4%) performs better than BPE-e2e-TTS (9.6%), the improvement, 0.2% (0.4%) in absolute terms and 2.1% (4.2%) relative terms for Whisper (WhisperX) is significantly dwarfed compared to using text without tokenization, namely, e2e-TTS and r-e2e-TTS.

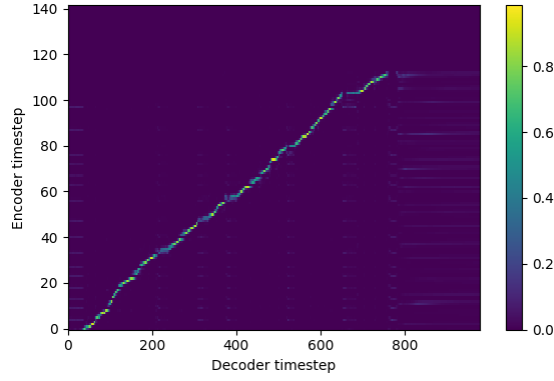
Note that the audio produced by BPE models (both BPE-e2e-TTS and BPE-r-e2e-TTS; Table 8) result in better WER (9.6%) than the best when the input text is not encoded using BPE (10.7%; Table 2).

### 3.2 Architecture Dependency

To validate if the performance of r-e2e-TTS being better than e2e-TTS was dependent on the auto-regressive nature of Tacotron-2, we experimented with VITS-TTS (Variational Inference Text-to-Speech) [9] a non-autoregressive TTS



(a) BPE-e2e-TTS



(b) BPE-r-e2e-TTS

Fig. 4: Alignment plots for both BPE-e2e-TTS and BPE-r-e2e-TTS show no observable differences.

Table 8: WER and CER (lower values better) calculated on 1708 text samples on audio generated by BPE-e2e-TTS and BPE-r-e2e-TTS.

	Model	WER (%)	CER (%)
Whisper ( <code>small.en</code> )	BPE-e2e-TTS	9.6	3.4
	BPE-r-e2e-TTS	<b>9.4</b>	<b>3.3</b>
WhisperX ( <code>small</code> )	BPE-e2e-TTS	9.5	3.4
	BPE-r-e2e-TTS	<b>9.1</b>	<b>3.2</b>

architecture. Appendix B captures the salient differences between the Tacotron-2 model and VITS-TTS model.

Table 9: WER and CER (lower values better) calculated on 1715 text samples using VITS-TTS architecture.

	Model	WER (%)	CER (%)
Whisper (small.en)	e2e-TTS	12.36	6.37
	r-e2e-TTS	<b>11.80</b>	<b>5.90</b>
WhisperX (small)	e2e-TTS	12.11	6.18
	r-e2e-TTS	<b>11.69</b>	<b>5.80</b>

Table 9 shows the objective evaluation results of the VITS-TTS model. The speech synthesized by r-e2e-TTS, a model trained using  $\bar{w}$  and  $\bar{s}(t)$  is better transcribed by the ASR compared to the e2e-TTS (trained using  $w$  and  $s(t)$ ) for the same VITS-TTS architecture. As seen in Table 9 the performance of r-e2e-TTS is 0.56% (0.47%) better than e2e-TTS in absolute terms for Whisper (WhisperX). We can conclude that the performance of the r-e2e-TTS is better than the performance of e2e-TTS *irrespective* of the TTS architecture, as seen in Table 2 for Tacotron-2 and Table 9 for VITS-TTS.

Additionally, on an average for the same text  $w$  ( $\bar{w}$  for r-e2e-TTS) the duration of the generated audio was 8.62 s for e2e-TTS compared to a duration of 8.54 s for the r-e2e-TTS system (shorter by 0.93%). A trend similar to that observed using the Tacotron-2 architecture.

### 3.3 Reverse Text and Forward Speech (rtfs-e2e-TTS)

Encouraged by the superior performance of r-e2e-TTS independent of the architecture (autoregressive or non-autoregressive) we wanted explore if training with reverse text ( $\bar{w}$ ) and normal speech ( $s(t)$ ), namely, rtfs-e2e-TTS was trainable. We trained an e2e-TTS systems using both Tacotron-2 and VITS-TTS architectures. Figure 5a shows the alignment plot between the reversed text and normal speech frames generated by the Tacotron-2 model. It can be clearly observed that the model is able to *identify* and *map* the initial text character tokens to the final audio frames. Notice that the slope of the alignment curve is diagonally opposite to the alignment plots in Fig. 2 and Fig. 4. As can be seen from Table 10 the performance in terms of WER and CER on 1711 audio transcriptions (of the 1715 audio files; 4 samples suffered from the EoS problem) is better than what has been observed for e2e-TTS, r-e2e-TTS in Table 2 as well as the performance of BPE-e2e-TTS and BPE-r-e2e-TTS as seen in Table 8.

While Tacotron-2 model is able to learn, in contrast VITS-TTS architecture shows no such alignment when an e2e-TTS as can be seen in Fig. 5b. The reason for the differences in the learning behaviour can be attributed to the differences in the *alignment strategies* used by Tacotron-2 and VITS-TTS. While Tacotron-2 adopts uses the Location-Sensitive-Attention mechanism which is an extension of Bahadanaou attention [1] to enable *soft-alignment* between the text tokens and the speech frames, VITS-TTS uses *Monotonic Alignment Search* (MAS)[8]

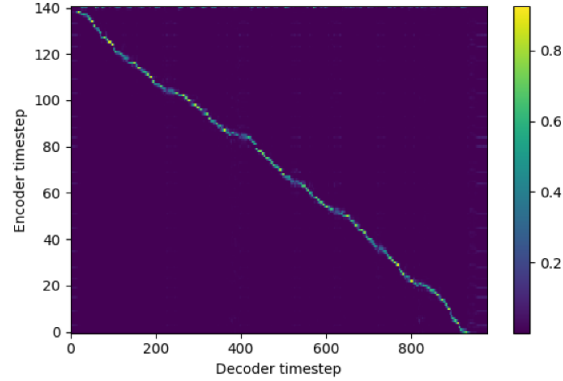
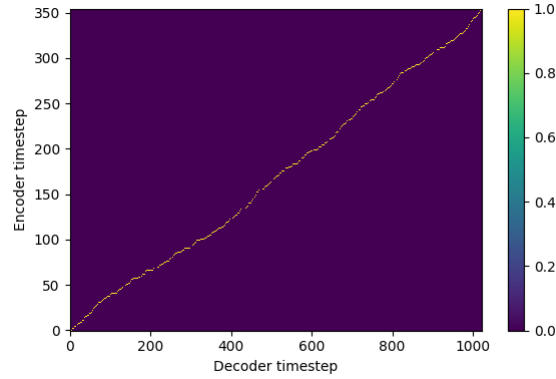
(a) Alignment plot `rtfs-e2e-TTS` (Tacotron-2)(b) Alignment plot `rtfs-e2e-TTS` (VITS-TTS)

Fig. 5: Alignment plots for training `rtfs-e2e-TTS`. (a) Tacotron-2, (b) VITS-TTS.

to align the text and speech. MAS introduces a constraint which requires the input text-sequence and the mapped audio-sequence have a strict left-to-right (monotonic) correspondence which results in necessarily mapping the first text token to the first audio frame in the generated sample. This MAS constraint results in the decoder in the TTS model not to *attend* to any of the previous tokens which are aligned already resulting in no alignment between the text and the audio. Note that the *soft-alignment* gives Tacotron-2 a free-hand to explore all the possible relations between the text-tokens and the audio-frames, the *monotonic alignment* in VITS-TTS restricts the alignment between reverse input text and the forward audio.

Table 11 summarizes all the experimental results. It can be observed that the best performance in terms of WER (a proxy measure to determine the intelligibility of synthesized speech) is enabled using `rtfs-e2e-TTS` model with

Table 10: WER and CER ( $\downarrow$  better) calculated on 1711 text samples on audio generated by **rtfs-e2e-TTS**. Using **Tacotron-2**.

	Model	WER(%)	CER (%)
Whisper ( <b>small.en</b> )	<b>rtfs-e2e-TTS</b>	9	3
WhisperX ( <b>small</b> )	<b>rtfs-e2e-TTS</b>	8.31	3.73

Table 11: Summary of Results from all the experiments.

TTS Arch	Text Embed	Model type	Whisper		WhisperX	
			WER	CER	WER	CER
Tacotron-2	char	e2e-TTS	17.32	3.44	16.33	6.94
		r-e2e-TTS	10.79	3.28	10.69	3.9
		<b>rtfs-e2e-TTS</b>	<b>9</b>	<b>3</b>	<b>8.31</b>	3.73
VITS-TTS	char	e2e-TTS	12.36	6.37	12.11	6.18
		r-e2e-TTS	11.83	5.96	11.69	5.8
		<b>rtfs-e2e-TTS</b>	101.69	85.03	110.15	84.55
Tacotron-2	BPE	BPE-e2e-TTS	9.58	3.44	9.55	3.41
		BPE-r-e2e-TTS	9.39	3.28	9.16	3.23

**Tacotron-2** architecture. This experimental exploration seems to suggest that **e2e-TTS** systems are purely data driven and is not constrained by the Human Articulatory Constraints that restricts the certain sequence of phonemes in human generated speech (see Appendix A).

## 4 Conclusion

We hypothesized that there might be hidden *natural* properties in the speech produced by human because of the constraints imposed by the anatomy of the human articulatory mechanism and asked ourselves if these properties, if any, influenced the training of an **e2e-TTS** system. Our experiments, based on **Tacotron-2** and **VITS-TTS** architecture suggest that e2e deep learning systems execute as a *brute-force* and *blind* data-mapping exercise, seq2seq learning the text sequence and the corresponding mel-spectrogram of the audio.

All our experiments used read speech (it is common to use read speech in TTS literature), however, it remains to be seen if the articulately transition constraints are more visible if spontaneous speech was used to train an **e2e-TTS** system. In normal communication, humans speak spontaneously, which introduces pauses and variations in word arrangement within sentences randomly. It remains to be explored whether **e2e-TTS** systems exploit these properties.

We enumerate some of our observations, many of which, in our opinion, require further exploration for deeper analysis and better understanding.

1. End-to-end TTS (**e2e-TTS**) systems seem to primarily adopt a blind data-mapping exercise and train well for forward-forward, reverse-reverse, forward-reverse **e2e-TTS** systems, especially when **Tacotron-2** architecture is used.
  - (a) All the models namely, **e2e-TTS**, **r-e2e-TTS** (both **Tacotron-2** and **VITS-TTS**), **BPE-e2e-TTS** and **BPE-r-e2e-TTS** are able to train and produce natural and intelligible speech.
  - (b) It is not clear why the performance, in terms of speech recognition by ASR and speech perception by humans, is better for audio generated using **r-e2e-TTS** and **BPE-r-e2e-TTS**. A deeper study might shed some light on this aspect.
2. The audio generated by **BPE-r-e2e-TTS**, **r-e2e-TTS**, and **rtfs-e2e-TTS**, are transcribed more accurately than the audio generated by **e2e-TTS** by the state of the art ASR engines, Whisper and WhisperX. This needs to be investigated further.
3. The use of BPE results in lower (better) WER, demonstrating that use of a text encoder to represent input text to train the seq2seq model seems to better capture the text-speech mapping. It is probably because longer length tokens can capture *contextual information* embedded in the speech better than character based tokens.
  - (a) However, using longer size tokens ( $\geq 3$ ) when using **Tacotron-2** architecture resulted in poor quality audio generation in terms of both naturalness and intelligibility. This requires further investigation as well.
4. While there are no challenges in training an **r-e2e-TTS** (**BPE-r-e2e-TTS**), the appropriateness of the data used to train requires attention.
  - (a) The  $\bar{s}(t)$  (reverse audio) used for training is *artificial* and synthetically generating; the reverse speech used in our experiments is not really equivalent to a *human speaking in reverse*.
  - (b) Our attempt to get a few subjects (see Appendix C) to speak a sentence in reverse showed that it was not only impossible to utter the sentence (expressed by all the subjects) without unusual pauses, but also when the recorded sentence was played in reverse, it sounded gibberish.

## References

1. Bahdanau, D., Cho, K., Bengio, Y.: Neural machine translation by jointly learning to align and translate. arXiv preprint arXiv:1409.0473 (2014)
2. Bain, M., Huh, J., Han, T., Zisserman, A.: Whisperx: Time-accurate speech transcription of long-form audio (2023), <https://arxiv.org/abs/2303.00747>
3. Bell, A.M.: Visible Speech: The Science of Universal Alphabets. Internet Archive (1867), <https://archive.org/details/b21782520>, accessed: 2025-05-29
4. Chen, Y., Niu, Z., Ma, Z., Deng, K., Wang, C., Zhao, J., Yu, K., Chen, X.: F5-tts: A fairytaler that fakes fluent and faithful speech with flow matching (2025), <https://arxiv.org/abs/2410.06885>

5. Corporation, N.: Waveglow: A flow-based generative network for speech synthesis. <https://github.com/NVIDIA/waveglow>, accessed: 2023-03-21
6. IISc: LIMMITS25 multi-speaker, multi-lingual indic tts with voice cloning grand challenge, <https://sites.google.com/view/limmits25>, accessed: 2023-03-22
7. Kim, J., Kim, S., Kong, J., Yoon, S.: Glow-tts: a generative flow for text-to-speech via monotonic alignment search. In: Proceedings of the 34th International Conference on Neural Information Processing Systems. NIPS '20, Curran Associates Inc., Red Hook, NY, USA (2020)
8. Kim, J., Kim, S., Kong, J., Yoon, S.: Glow-tts: A generative flow for text-to-speech via monotonic alignment search. *Advances in Neural Information Processing Systems* **33**, 8067–8077 (2020)
9. Kim, J., Kong, J., Son, J.: Conditional variational autoencoder with adversarial learning for end-to-end text-to-speech. In: International Conference on Machine Learning. pp. 5530–5540. PMLR (2021)
10. Klatt, D.H.: Software for a cassette-based speech synthesis system. Tech. Rep. HLR-80-06, Haskins Laboratories, New Haven, CT (Aug 1980), <http://www.haskins.yale.edu/pubs/pubs.html>
11. Kudo, T., Richardson, J.: SentencePiece: A simple and language independent subword tokenizer and detokenizer for neural text processing (Nov 2018). <https://doi.org/10.18653/v1/D18-2012>, <https://aclanthology.org/D18-2012>
12. Panayotov, V., Chen, G., Povey, D., Khudanpur, S.: Librispeech: an asr corpus based on public domain audio books. In: 2015 IEEE international conference on acoustics, speech and signal processing (ICASSP). pp. 5206–5210. IEEE (2015)
13. Prenger, R., Valle, R., Catanzaro, B.: Waveglow: A flow-based generative network for speech synthesis. In: ICASSP 2019-2019 IEEE International Conference on Acoustics, Speech and Signal Processing (ICASSP). pp. 3617–3621. IEEE (2019)
14. Radford, A., Khosla, I., Hesse, C., Mishkin, P., Grangier, D., Nguyen, P., et al.: Whisper: Automatic Speech Recognition with Open AI. <https://openai.com/index/whisper/>, accessed: 2023-03-22
15. Radford, A., Kim, J.W., Xu, T., Brockman, G., McLeavey, C., Sutskever, I.: Robust speech recognition via large-scale weak supervision. In: International conference on machine learning. pp. 28492–28518. PMLR (2023)
16. Ren, Y., Ruan, Y., Tan, X., Qin, T., Zhao, S., Zhao, Z., Liu, T.Y.: FastSpeech: Fast, robust and controllable text to speech. In: Wallach, H., Larochelle, H., Beygelzimer, A., d'Alché-Buc, F., Fox, E., Garnett, R. (eds.) *Advances in Neural Information Processing Systems*. vol. 32. Curran Associates, Inc. (2019)
17. Sennrich, R., Haddow, B., Birch, A.: Neural machine translation of rare words with subword units. In: Erk, K., Smith, N.A. (eds.) *Proceedings of the 54th Annual Meeting of the Association for Computational Linguistics (Volume 1: Long Papers)*. pp. 1715–1725. Association for Computational Linguistics, Berlin, Germany (Aug 2016). <https://doi.org/10.18653/v1/P16-1162>, <https://aclanthology.org/P16-1162>
18. Shah, N., Khadse, P., Karande, S., Kopparapu, S.K.: Hamaraawaz: Advancing low-latency streaming tts for multilingual speech in indian languages. In: ICASSP 2025-2025 IEEE International Conference on Acoustics, Speech and Signal Processing (ICASSP). pp. 1–2. IEEE (2025)
19. Shen, J., Pang, R., Weiss, R.J., Schuster, M., Jaitly, N., Yang, Z., Chen, Z., Zhang, Y., Wang, Y., Skerrv-Ryan, R., et al.: Natural tts synthesis by conditioning wavenet on mel spectrogram predictions. In: 2018 IEEE international conference on acoustics, speech and signal processing (ICASSP). pp. 4779–4783. IEEE (2018)

20. Tripathi, A., Bhosale, S., Kopparapu, S.K.: Automatic speaker independent dysarthric speech intelligibility assessment system. *Computer Speech & Language* **69**, 101213 (2021). <https://doi.org/https://doi.org/10.1016/j.csl.2021.101213>, <https://www.sciencedirect.com/science/article/pii/S0885230821000206>

## A Articulatory Factors Underlying the Difficulty of Producing “txet”

Producing the non-word “txet” is articulatorily more demanding than producing the real word “text” due to differences in phoneme sequencing and motor coordination requirements. In “text” (/tekst/), the phoneme sequence follows common English phonotactic patterns, progressing from an alveolar stop to a vowel, then to a velar stop, a fricative, and finally returning to an alveolar stop. This sequence, alveolar → vowel → velar → fricative → alveolar—is typical in English and allows for smooth and incremental transitions between articulatory configurations.

In contrast, “txet” (/txet/) imposes an unusual and less natural phoneme order. The transition from /t/ (an alveolar stop) directly to /x/ (a velar fricative) occurs without an intervening vowel. This forces a rapid and substantial backward movement of the tongue, shifting from an alveolar closure to a velar constriction within a very short temporal window. Such a transition is biomechanically demanding, as it requires precise timing and large-scale tongue repositioning without the articulatory “buffer” typically provided by a vowel.

These difficulties are further compounded by coarticulation effects. In natural speech production, articulatory gestures are planned anticipatorily, allowing upcoming sounds to influence current articulator positioning. In “text”, the presence of a vowel facilitates gradual tongue repositioning and smooth coarticulatory overlap between consonants. In “txet”, however, the absence of an intermediate vowel before /x/ disrupts this process, forcing an abrupt articulatory jump that limits coarticulatory smoothing.

As a result, producing “txet” demands greater articulatory precision, tighter temporal coordination, and increased motor control compared to “text”. This elevated motor effort increases both cognitive and physical load during speech production, providing a plausible explanation for the increased difficulty associated with producing the non-word relative to the real word.

## B Tacotron-2 versus VITS-TTS

Tacotron-2 and VITS-TTS represent two distinct generations of text-to-speech architectures with fundamentally different design philosophies. Tacotron-2, introduced in 2018, follows a two-stage autoregressive pipeline in which text is first converted into a mel-spectrogram using an encoder-decoder architecture with location-sensitive attention, and raw audio is subsequently synthesized using a separate neural vocoder such as WaveGlow. This staged design results in



frame-wise, sequential generation, which limits inference speed despite its strong alignment learning capabilities.

In contrast, VITS-TTS, proposed in 2021, adopts a single-stage, non-autoregressive framework that integrates text encoding, alignment learning, and waveform generation into a unified model. Its architecture comprises a prior encoder, posterior encoder, and decoder trained jointly within a normalizing flow framework, eliminating the need for an external vocoder. Alignment between text and speech is learned using Monotonic Alignment Search (MAS), enabling stable and interpretable duration modeling. Additionally, VITS-TTS incorporates a duration predictor and an adversarial discriminator, allowing fully parallel waveform generation and significantly improved inference efficiency.

Overall, while Tacotron-2 relies on explicit attention mechanisms and a modular pipeline that trades speed for interpretability, VITS-TTS achieves faster and more scalable synthesis through end-to-end training, implicit alignment learning, and parallel generation, marking a substantial advancement in neural TTS system design. Details in Table 12.

Table 12: Comparison between Tacotron-2 and VITS-TTS models

Aspect	Tacotron-2 (2018)	VITS-TTS (2021)
Architecture	Two-stage (autoregressive)	Single-stage (non-autoregressive)
Structure	Encoder-decoder with attention (text to spectrogram) WaveGlow vocoder for raw audio from spectrogram	Integrated prior encoder, posterior encoder, decoder Duration predictor + discriminator
Efficiency	Slower (frame-wise generation)	Faster (parallel generation)
Alignment	Location-sensitive attention —	Monotonic Alignment Search Normalizing flow framework

## C Can $\bar{s}(t)$ be produced by Human?

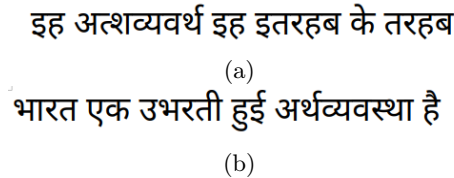


Fig. 6: (a)  $\bar{s}(t)$  and (b)  $s(t)$

We asked 5 subjects who knew Hindi to read the Hindi sentence in Fig 6 (a) which is the reverse of 6 (b). Even after extensive rehearsing, all the subjects

expressed difficulty in reading the reverse text. They claimed that the sentence had no semantics and there were not many known words. We further observed that the read reverse speech had no intonation, the sentence was made as Word by word utterance and had too many unrealistic pauses. Further, playing the recorded  $\bar{s}(t)$  in reverse neither sounded natural nor was it intelligible.

We conclude that true reverse speech can not be produced by Human which makes us believe collecting *actual* reverse speech data is very difficult.