

Edge-ends versus topological ends of graphs

Leandro Aurichi, Paulo Magalhães Júnior and Guilherme Eduardo Pinto

Abstract

Diestel and Kühn proved that the topological ends of an infinite graph are precisely its undominated graph ends, yielding a canonical embedding of the space of topological ends into the space of graph ends. For edge-ends, introduced by Hahn, Laviolette and Širáň, such an embedding does not exist in general.

In this note, we characterize the class of infinite graphs for which the topological ends admit a natural injective map into the space of edge-ends that is compatible with the canonical maps between end spaces. Our characterization is purely combinatorial and is expressed in terms of edge-equivalence classes of vertices.

Moreover, when such an embedding exists, we identify precisely which edge-ends arise from topological ends, showing that they are exactly the edge-ends containing a non-dominated ray. This establishes a parallel result to the theorem of Diestel and Kühn for edge-end spaces.

1 Introduction

A ray r in an infinite graph G is a one-way infinite path. A tail of a ray r is an infinite, connected subgraph of r . We say that two rays r and s of G are equivalent, and we denote it by $r \sim s$, if for every finite set of vertices $X \subset V(G)$, r and s have tails in the same connected component of $G \setminus X$. This relation is an equivalence relation on the set of rays of G , denoted by $\mathcal{R}(G)$. In [9], Halin defined the ends of a graph as the equivalence classes with respect to \sim . The set of equivalence classes, $\Omega(G) = \frac{\mathcal{R}(G)}{\sim} = \{[r] : r \in \mathcal{R}(G)\}$, is called the end space. There is a natural topology with which we can equip the space $\Omega(G)$; for more on this topology, see [9].

In [7], Freudenthal introduced the concept of ends for certain topological spaces as points at infinity that aim to compactify these spaces. More formally, we define topological ends as follows: let X be a Hausdorff topological space and $A_0 \supset A_1 \supset A_2 \supset \dots \supset A_n \supset \dots$, a decreasing chain of open sets of X , with the boundary of each A_n , ∂A_n , is a compact set and $\bigcap_{n \in \mathbb{N}} \overline{A_n} = \emptyset$. We say that two sequences with these properties, $\langle A_n : n \in \mathbb{N} \rangle$ and $\langle B_n : n \in \mathbb{N} \rangle$, are equivalent if for every $n \in \mathbb{N}$ there exist $m, k \in \mathbb{N}$ such that $A_n \supset B_m$ and $B_n \supset A_k$. The equivalence classes of these sequences are the topological ends of X . The set of all topological ends of X is denoted by $\mathcal{C}(X)$. If $\langle A_n : n \in \mathbb{N} \rangle$ is a sequence contained in an end ϵ , we say that $\langle A_n : n \in \mathbb{N} \rangle$ represents ϵ .

If we consider an infinite graph G , equipped with the topology of the 1-simplex, then for locally finite graphs these two definitions coincide. For more general graphs, this is not the case. We say that a vertex $v \in V(G)$ dominates a ray r of G if there are infinitely many paths from v to the ray r that are pairwise disjoint except at v . In [5], Diestel and Kühn showed that the topological ends of a graph ($\Omega'(G)$) are in bijection with the non-dominated graph ends. That is, they showed that there exists a natural injective function that maps a topological end ϵ of G to a non-dominated end of G , ε .

$$\begin{array}{ccc} \phi : & \Omega'(G) & \longrightarrow & \Omega(G) \\ & \epsilon & \longmapsto & \varepsilon \end{array}$$

Thus there always exists a copy of $\Omega'(G)$ in $\Omega(G)$. Results that establish a relationship between combinatorial structures and the topological ends of a graph are of great relevance. Other works along this line can be found, for example, in [4, 10].

We say that two rays r and s of G are edge-equivalent, and we denote it by $r \sim_E s$, if for every finite set of edges $X \subset E(G)$, r and s have tails in the same connected component of $G \setminus X$. This relation is an equivalence relation on the set of rays of G . In [8], Hahn, Laviolette, and Širáň defined the edge-ends of a graph as the equivalence classes with respect to \sim_E .

The set of equivalence classes, $\Omega_E(G) = \frac{\mathcal{R}(G)}{\sim_E} = \{[r]_E : r \in \mathcal{R}(G)\}$, is called the edge-end space. There is a natural topology that we can equip the space $\Omega_E(G)$ with, similar to the topology of $\Omega(G)$; for more on this topology, see [1, 8]. Although the definition of an edge-end was introduced in 1997, only recently has there been the beginning of a great interest in studies on these spaces, such as, for example, [1, 2, 3, 11, 12].

Note that, in any graph G , we always have a natural surjective function from $\Omega(G)$ to $\Omega_E(G)$, which maps an end $\varepsilon = [r]$ to the edge-end $\varepsilon' = [r]_E$.

$$\begin{array}{ccc} f : \Omega(G) & \longrightarrow & \Omega_E(G) \\ [r] & \mapsto & [r]_E \end{array}$$

Just as a natural function is established between $\Omega'(G)$ and $\Omega(G)$ in [5], we find that it is possible to establish a natural function between $\Omega'(G)$ and $\Omega_E(G)$. A simple way to do this is to consider the function $f_E = f \circ \phi$. Unlike end spaces, it is not always possible to "see" the topological ends of G inside the edge-ends of G , that is, it is not always possible to obtain a natural injective function from the topological ends of a graph G to the edge-ends of G . In other words, given a graph G , it is not always possible for $f_E = f \circ \phi$ to be injective and to make Diagram 1 commute. See the example below.

$$\begin{array}{ccc} \Omega'(G) & \xrightarrow{f_E} & \Omega_E(G) \\ & \searrow \phi & \nearrow f \\ & \Omega(G) & \end{array}$$

Diagram 1

Example 1.1. Consider the graph G from Figure 1. Note that $|\Omega(G)| = 2$, since it is enough to remove any pair of vertices that are connected by a vertical edge to separate the graph. Furthermore, since there are no dominated rays in the graph G , we have $\Omega'(G) = \Omega(G)$ and, therefore, $|\Omega'(G)| = 2$. On the other hand, note that $|\Omega_E(G)| = 1$, since all rays are edge-equivalent, as the vertices on the top part are all infinitely edge-connected. Thus, it is not possible to obtain an injective function from $\Omega'(G)$ into $\Omega_E(G)$. In particular, it is not possible to obtain an injective function $f_E : \Omega'(G) \longrightarrow \Omega_E(G)$ such that Diagram 1 commutes.

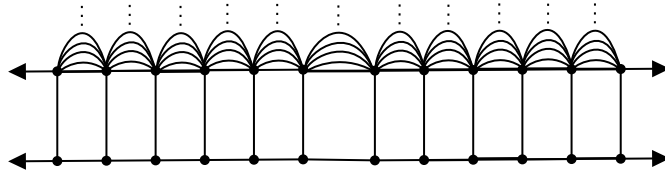


Figure 1: A graph where it is not possible to obtain an injection from $\Omega'(G)$ into $\Omega_E(G)$.

In this note, we are interested in combinatorially characterizing the graphs for which it is possible to obtain an injective function f_E that makes Diagram 1 commute, that is, the graphs G in which it is possible to obtain a copy of the topological ends of G inside the edge-end space of G . The main result of this paper is Theorem 2.6, in which we provide a combinatorial characterization for the presented problem. Furthermore, we proved which edge-ends of a graph G are topological ends of this graph, establishing a result parallel to the main result of [5].

2 The characterization

In this section, we will present and prove a characterization theorem for infinite graphs G in which it is possible to obtain an injective function $f_E : \Omega'(G) \longrightarrow \Omega_E(G)$ that makes

Diagram 1 commute. To do this, we will need the concept of the edge-equivalence class (or edge class) of a vertex v in a graph G .

Definition 2.1. Let G be a graph and $v, u \in V(G)$. We say that v and u are edge-equivalent, and we denote it by $u \sim_E v$, if for every finite set of edges $F \subset E(G)$, u and v are in the same connected component of $G \setminus F$.

Note that $u \sim_E v$ is equivalent to u and v being infinitely edge-connected. The relation \sim_E is an equivalence relation on the vertices of a graph G . This concept of edge-equivalent vertices appears in some works in the literature; see, for example, [3, 6].

Definition 2.2. Let G be a graph and $v \in V(G)$ a vertex. We will denote its edge class by $\mathcal{C}_v = [v]_E = \{u \in V(G) : u \sim_E v\}$.

We say that an edge class \mathcal{C}_v of a vertex $v \in V(G)$ contains a ray $r \in \mathcal{R}(G)$ if r passes through infinitely many elements of \mathcal{C}_v .

Definition 2.3. Let G be a graph and $v \in V(G)$. We say that v edge-dominates a ray r of G if for every finite set of edges $X \subset E(G)$, r has a tail in the same connected component of v in $G \setminus X$.

Before we prove the main theorem, note that characterizing when $f_E = f \circ \phi$ is injective is different from characterizing when the end and edge-end spaces coincide. See the example below.

Example 2.4. Note that in the graph G from Figure 2, just like in the graph from Figure 1, we have $|\Omega(G)| = 2$ and $|\Omega_E(G)| = 1$, but in this example, $\Omega'(G) = \Omega_E(G)$, thus $|\Omega'(G)| = 1$. Note also that $f_E : \Omega'(G) \rightarrow \Omega_E(G)$ is a bijection while $f : \Omega(G) \rightarrow \Omega_E(G)$ is not injective.

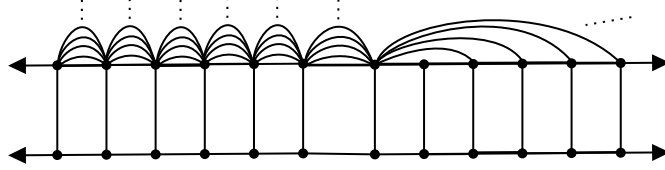


Figure 2: Graph where f_E is injective, but f is not.

Before presenting the main theorem, we state the well known Star-Comb Lemma, which will be used throughout its proof.

Lemma 2.5 (Star-Comb lemma). Let U be an infinite set of vertices in a connected graph G . Then G contains either a comb attached to U or a star attached to U .

Theorem 2.6. Let G be an infinite graph. The following statements are equivalent:

1. There exists a well-defined and injective function $f_E : \Omega'(G) \rightarrow \Omega_E(G)$ such that the diagram below commutes.

$$\begin{array}{ccc}
 \Omega'(G) & \xrightarrow{f_E} & \Omega_E(G) \\
 \phi \searrow & \curvearrowright & \nearrow f \\
 & \Omega(G) &
 \end{array}$$

2. If two rays $r, s \in \mathcal{R}(G)$ are non-dominated and not vertex-equivalent, then they are not edge-equivalent.
3. For every finite set $F \subset V(G)$ and every vertex $v \in V(G)$, there is at most one connected component C of $G \setminus F$ such that the edge class $\mathcal{C}_v \cap C$ contains a non-dominated ray.

Proof. $3 \Rightarrow 2$: Suppose, towards a contradiction, that there are two rays $r, s \in \mathcal{R}(G)$ that are non-dominated and not vertex-equivalent but are edge-equivalent.

Since r and s are not vertex-equivalent, there exists a finite set $V_1 \subset V(G)$ which separates r from s . As r and s are edge-equivalent, let $S_1 \subset V_1$ be the set of all vertices that edge-dominates r and let $L_1 \subset V_1$ be the set of all vertices that edge-dominates s .

Claim 2.7. $L_1 \cap S_1 \neq \emptyset$.

Proof. Suppose, towards a contradiction, that $L_1 \cap S_1 = \emptyset$. Given $u \in V_1$, then u edge-dominates at most one of the rays r and s . Let $A_r = V_1 \setminus S_1$ and $A_s = V_1 \setminus L_1$. For each $u \in A_r$, consider E_u a finite set of edges that separates u from r . For each $u \in A_s$, consider F_u the finite set of edges that separates u from s . Then, let $F = (\bigcup_{u \in A_r} E_u) \cup (\bigcup_{u \in A_s} F_u)$.

Since F is a finite set of edges and $r \sim_E s$, there exists a path P in $G \setminus F$ connecting r to s . As V_1 separates r and s , we have P passes through V_1 , but then P must pass through L_1 , because F separates s from $A_s = V_1 \setminus L_1$. However, there is no path in $G \setminus F$ from L_1 to r , since $L_1 \subset A_r = V_1 \setminus S_1$. Therefore, P cannot exist, which leads to a contradiction because $r \sim_E s$. \square

Consider, then, $A = S_1 \cap L_1 \neq \emptyset$. Thus, if $v \in A$, v edge-dominates both r and s . Since r and s are non-dominated, there exists a finite set of vertices $V_2 \subset V(G)$ that separates V_1 from r . As V_2 separates V_1 from r , it also separates A from r . Furthermore, V_2 separates r from s . Thus, since r and s are edge-equivalent, the set $A_2 \subset V_2$ of all vertices that edge-dominates r is non-empty.

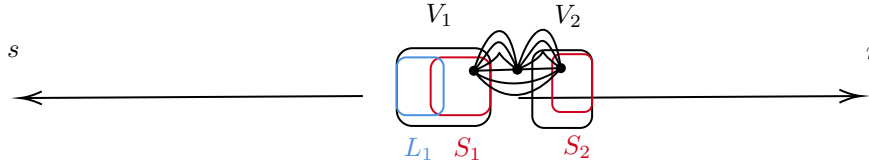


Figure 3: Representation

Claim 2.8. If $w \in A$ and $u \in A_2$, then $w \sim_E u$.

Proof. Indeed, since $w \in A$ and $u \in A_2$, then w and u edge-dominates r . Let $F \subset E(G)$ be a finite set and let \bar{r} be a tail of r in $G \setminus F$. Then w and u are in the same connected component of \bar{r} of the graph $G \setminus F$. \square

Inductively, for every $n \in \mathbb{N}$, $V_n \subset V(G)$ does not dominate r , since V_n is finite and r is non-dominated. Therefore, there exists a finite set $V_{n+1} \subset V(G)$ that separates V_n from r . Let A_{n+1} be the subset of V_{n+1} that edge-dominates r . Using the same argument from Claim 2.8, we can obtain that each vertex of A_{n+1} is edge-equivalent with every vertex of $A_n \subset V_n$.

Thus, we construct an infinite family of finite sets of vertices $\{A_1, A_2, A_3, \dots, A_n, \dots\}$, with $A = A_1$, such that $A_i \cap A_j = \emptyset$ and each vertex $u \in \bigcup_{i \in \mathbb{N}} A_i$ edge-dominates r . Therefore, given distinct $i, j \in \mathbb{N}$, $u_i \in A_i$ and $u_j \in A_j$, then $u_i \sim_E u_j$.

Claim 2.9. There exists a ray t in G such that $t \sim r$ and $t \cap A_n \neq \emptyset$ for infinitely many $n \in \mathbb{N}$.

Proof. For each $n \in \mathbb{N}$, consider C_n to be the connected component of $G \setminus V_n$ that contains r . Note that, if V_{n+1} separates V_n from r , then $V_{n+1} \subset V(C_n)$. Since r is a non-dominated end, r determines a topological end, and therefore $\bigcap_{n \in \mathbb{N}} C_n = \emptyset$.

Let $v_1 \in A_1$, $v_3 \in A_3$, and let P_1 be a path connecting v_1 to v_3 without passing through $(V_1 \setminus A_1) \cup (V_2 \setminus A_2)$. It is possible to find such a path because $(V_1 \setminus A_1) \cup (V_2 \setminus A_2)$ is not edge-equivalent to v_1 and v_3 . Note that P_1 must pass through some vertex $v_2 \in A_2$, since V_2 separates V_1 from V_3 . Consider $n_1 = 1$, $n_2 = 3$, and let n_3 be the successor of the smallest natural number n such that $P_1 \cap C_n = \emptyset$. Let $v_{n_3} \in A_{n_3}$. Consider P_2 to be a path connecting v_3 to v_{n_3} without passing through $\bigcup_{j=1}^{n_3} (V_j \setminus A_j)$. Note that P_2 must pass

through some vertex $v_{n_3-1} \in A_{n_3-1}$, since V_{n_3-1} separates V_3 from V_{n_3} . Furthermore, it is possible to obtain $P_2 \subset C_3$.

Suppose inductively that we have constructed paths P_1, P_2, \dots, P_k , where P_i connects the vertex $v_{n_i} \in A_{n_i}$ to $v_{n_{i+1}} \in A_{n_{i+1}}$, passes through some vertex $v_{n_{i+1}-1} \in A_{n_{i+1}-1}$, and is contained in C_{n_i} . Then, consider n_{k+2} to be the successor of the smallest natural number n such that $P_k \cap C_n = \emptyset$. Let $v_{n_{k+2}} \in A_{n_{k+2}}$. Consider P_{k+1} a path connecting $v_{n_{k+1}}$ to $v_{n_{k+2}}$ without passing through $\bigcup_{j=1}^{n_{k+2}} (V_j \setminus A_j)$. Note that P_{k+1} must pass through some vertex $v_{n_{k+2}-1} \in A_{n_{k+2}-1}$, since $V_{n_{k+2}-1}$ separates $V_{n_{k+1}}$ from $V_{n_{k+2}}$. Furthermore, it is possible to obtain $P_{k+1} \subset C_{n_{k+1}}$.

Since $Z = \bigcup_{n \in \mathbb{N}} P_n$ is a connected infinite graph and $U = \bigcup_{n \in \mathbb{N}} Z \cap A_n$ is infinite, then, by the Star-comb Lemma, there exists a star in Z with leaves in U or a comb in Z with teeth in U . Suppose it is a star with center u and leaves in U . Then, since $\bigcap_{n \in \mathbb{N}} C_n = \emptyset$ and $C_{n+1} \subset C_n$, there exists some $k \in \mathbb{N}$ such that $u \notin C_n$ for all $n \geq k$. Since V_{k+1} separates u from C_n for all $n \geq k+1$, all paths between u and U must pass through V_{k+1} . However, V_{k+1} is finite, and therefore, u cannot be the center of a star with leaves in U . Thus, there must be a comb P in Z with spine t and teeth in U . Since the paths P_n are such that $P_n \cap V_{n_{k+1}-1} \subset A_{n_{k+1}-1}$, we have $t \cap A_n \neq \emptyset$ for infinitely many $n \in \mathbb{N}$.

Finally, note that $t \sim r$. Indeed, consider Q_1 a path that connects v_1 to r . Let $n_1 \in \mathbb{N}$ be the largest natural number such that $Q_1 \cap V_{n_1} \neq \emptyset$. Then V_{n_1+1} separates r from Q_1 . Let $u_2 \in t \cap A_{n_2}$. Consider a path Q_2 from u_2 to r in $G \setminus (\bigcup_{i=1}^{n_1+1} V_i)$. Then, $Q_1 \cap Q_2 = \emptyset$. Let $n_2 \in \mathbb{N}$ be the largest natural number such that $Q_2 \cap V_{n_2} \neq \emptyset$. Suppose we have constructed Q_1, Q_2, \dots, Q_k such that $Q_i \cap Q_j = \emptyset$ for all $i, j \in \{1, 2, \dots, k\}$ with $i \neq j$ and that each Q_i connects t to r . We will construct a path Q_{k+1} which does not intersect the previous Q_i 's and connects t to r . Let $n_k \in \mathbb{N}$ be the largest natural number such that $Q_i \cap V_{n_k} \neq \emptyset$ for some $i \in \{1, 2, \dots, k\}$. Then V_{n_k+1} separates r from Q_k, Q_{k-1}, \dots, Q_1 . Let $u_{k+1} \in t \cap A_{n_{k+1}}$. Consider a path Q_{k+1} from u_{k+1} to r in $G \setminus (\bigcup_{i=1}^{n_k+1} V_i)$. Then, $Q_{k+1} \cap Q_i = \emptyset$ for all $i \in \{1, 2, \dots, k\}$. Thus, $t \sim r$. □

Note that, using an analogous construction, we can obtain a ray t' starting at A , which passes through infinitely many vertices of \mathcal{C}_v and is equivalent to s . Since s and r are non-dominated, t and t' are also non-dominated. Thus, let C and \overline{C} be connected components of $G \setminus V_1$, where r lives in C and s lives in \overline{C} . Then $\mathcal{C}_v \cap C$ contains the non-dominated ray t and $\mathcal{C}_v \cap \overline{C}$ contains the non-dominated ray t' . This leads to a contradiction.

$2 \Rightarrow 3$: Suppose, towards a contradiction, that statement 2 holds, but there exists a finite set $F \subset V(G)$ and a vertex $v \in V(G)$ such that there are two connected components C and C' of $G \setminus F$ with $\mathcal{C}_v \cap C$ and $\mathcal{C}_v \cap C'$ containing a non-dominated ray. Let t be the non-dominated ray in $\mathcal{C}_v \cap C$ and t' be the non-dominated ray in $\mathcal{C}_v \cap C'$. Then t and t' are not vertex-equivalent. Since $t \cap (\mathcal{C}_v \cap C) \neq \emptyset$ and $t' \cap (\mathcal{C}_v \cap C') \neq \emptyset$, there exist $u \in t \cap \mathcal{C}_v$ and $w \in t' \cap \mathcal{C}_v$. Since $u, w \in \mathcal{C}_v$, then for every finite set $L \subset E(G)$, there exists a path P in $G \setminus L$ connecting u to w . Therefore, P connects t to t' in $G \setminus L$. Thus, t and t' are edge-equivalent, which leads to a contradiction.

$1 \Rightarrow 2$: Let $r, s \in \mathcal{R}(G)$ be two non-dominated and not vertex-equivalent rays. Then there exist two ends $\epsilon, \sigma \in \Omega'(G)$ such that $\phi(\epsilon) = [r] \in \Omega(G)$ and $\phi(\sigma) = [s] \in \Omega(G)$. Since $r \not\sim s$, then $[r] \neq [s]$. Therefore, $\epsilon \neq \sigma$. As f_E is injective, we have $f_E(\epsilon) \neq f_E(\sigma)$. So, $f([r]) \neq f([s])$. Since $f([r]) = [r]_E$ and $f([s]) = [s]_E$, we have $[r]_E \neq [s]_E$. Thus, $r \not\sim_E s$.

$2 \Rightarrow 1$: Consider the function $f_E : \Omega'(G) \rightarrow \Omega_E(G)$ given by $f_E(\epsilon) = f(\phi(\epsilon))$. Given $\epsilon, \sigma \in \Omega'(G)$ with $\epsilon \neq \sigma$, then $\phi(\epsilon) \neq \phi(\sigma)$. Hence, $\phi(\epsilon)$ and $\phi(\sigma)$ are non-dominated and distinct ends. Let $r \in \phi(\epsilon)$ and $s \in \phi(\sigma)$, then $r \not\sim s$. Since r and s are non-dominated, then by 2 we have $r \not\sim_E s$. Since $f(\phi(\epsilon)) = f([r]) = [r]_E$ and $f(\phi(\sigma)) = f([s]) = [s]_E$, we have $f_E(\epsilon) \neq f_E(\sigma)$. □

Definition 2.10. Let G be an infinite graph. We say that an edge-end $\epsilon \in \Omega_E(G)$ is almost non-dominated if there exist at least one ray $r \in \epsilon$ such that r is non-dominated.

Proposition 2.11. Let G be an infinite graph. The topological ends of G are exactly the almost non-dominated edge-ends of G , that is, the image set of $f_E = f \circ \phi : \Omega'(G) \rightarrow \Omega_E(G)$ is exactly the subset of edge-ends that are almost non-dominated.

Proof. Indeed, given a topological end $\epsilon \in \Omega'(G)$, we have from Theorem 4.11 of the paper [5] that $\phi(\epsilon) = \varepsilon \in \Omega(G)$ is a non-dominated end of G . Let $r \in \mathcal{R}(G)$ be such that $[r] = \varepsilon = \phi(\epsilon)$. Since ε is non-dominated, r is non-dominated. Therefore, $f([r]) = [r]_E$ is an almost non-dominated edge-end.

Conversely, let $\varepsilon' \in \Omega_E(G)$ be an almost non-dominated edge-end. Then, there exists $r \in \mathcal{R}(G)$ such that $[r]_E = \varepsilon'$ and r is non-dominated. Therefore, $[r] \in \Omega(G)$ is a non dominated end, where $f([r]) = [r]_E = \varepsilon'$. Thus, there exists $\epsilon \in \Omega'(G)$ such that $\phi(\epsilon) = [r]$ and, therefore, $f(\phi(\epsilon)) = \varepsilon'$. □

Acknowledgments

The first named author thanks the support of Fundação de Amparo à Pesquisa do Estado de São Paulo (FAPESP), being sponsored through grant number 2025/12199-3. The second named author acknowledges the support of Conselho Nacional de Desenvolvimento Científico e Tecnológico (CNPq) through grant number 165761/2021-0. The third named author acknowledges the support of Conselho Nacional de Desenvolvimento Científico e Tecnológico (CNPq) through grant number 141373/2025-3. This study was financed in part by the Coordenação de Aperfeiçoamento de Pessoal de Nível Superior – Brasil (CAPES) – Finance Code 001.

References

- [1] Leandro Aurichi, Paulo Magalhães Júnior, and Lucas Real. Topological remarks on end and edge-end spaces. *arXiv:2404.17116*, 2024.
- [2] Leandro Aurichi and Lucas Real. Edge-connectivity between edge-ends of infinite graphs. *J. Graph Theory*, 109(4):454–465, 2025.
- [3] Gustavo Boska, Matheus Duzi, and Paulo Magalhães Júnior. On edge-direction and compact edge-end spaces. *arXiv:2503.19088*, 2025.
- [4] Johannes Carmesin. All graphs have tree-decompositions displaying their topological ends. *Combinatorica*, 39(3):545–596, 2019.
- [5] Reinhard Diestel and Daniela Kühn. Graph-theoretical versus topological ends of graphs. *J. Comb. Theory, Ser. B*, 87(1):197–206, 2003.
- [6] Reinhard Diestel and Daniela Kühn. Topological paths, cycles and spanning trees in infinite graphs. *European Journal of Combinatorics*, 25(6):835–862, 2004. Thematic issue on Topological Graph theory.
- [7] Hans Freudenthal. Über die Enden topologischer Räume und Gruppen. *Math. Z.*, 33:692–713, 1931.
- [8] Geňa Hahn, François Laviolette, and Jozef Širáň. Edge-ends in countable graphs. *J. Comb. Theory, Ser. B*, 70(2):225–244, 1997.
- [9] Rudolf Halin. Über unendliche Wege in Graphen. *Annals of Mathematics*, 157:125–137, 1964.
- [10] Max Pitz. Constructing tree-decompositions that display all topological ends. *Combinatorica*, 42(5):763–769, 2022.
- [11] Max Pitz. A metrization theorem for edge-end spaces of infinite graphs. *arXiv:2507.16625*, 2025.
- [12] Lucas Real. A subbase property for describing edge-end spaces. *arXiv:2508.17424*, 2025.

L. Aurichi, INSTITUTO DE CIÊNCIAS MATEMÁTICAS E DE COMPUTAÇÃO, UNIVERSIDADE DE SÃO PAULO
AVENIDA TRABALHADOR SÃO-CARLENSE, 400, SÃO CARLOS, SP, 13566-590, BRAZIL
E-mail address, L. Aurichi: aurichi@icmc.usp.br

P. Magalhães Jr, DEPARTAMENTO DE MATEMÁTICA - UNIVERSIDADE FEDERAL DO PIAUÍ
AVENIDA NOSSA SENHORA DE FÁTIMA, s/n, BAIRRO ININGA, TERESINA, PI, 64.049-550, BRAZIL
E-mail address, P. Magalhães Jr: pjr.mat@gmail.com

G. Pinto, INSTITUTO DE CIÊNCIAS MATEMÁTICAS E DE COMPUTAÇÃO, UNIVERSIDADE DE SÃO PAULO
AVENIDA TRABALHADOR SÃO-CARLENSE, 400, SÃO CARLOS, SP, 13566-590, BRAZIL
E-mail address, G. Pinto: guipullus.gp@usp.br