

LARGE EXPANDER SUBGRAPHS IN HIGH GENUS TRIANGULATIONS

TANGUY LIONS AND BAPTISTE LOUF

ABSTRACT. We prove that random triangulations of high genus contain very large expander subgraphs, answering a question of Benjamini. Our approach relies on new general criteria for arbitrary graphs to contain large expander subgraphs.

1. INTRODUCTION AND MAIN RESULTS

In this paper, we dive further into the large scale geometry of *high genus maps*.

Combinatorial maps are a model of discrete surfaces constructed by gluing polygons along their edges. They have been well studied for several decades now, especially in the planar case (maps of the sphere): *enumeration* results go back to Tutte in the 60's [29, 30, 31], then a *bijective approach* has been carried out [13, 28, 5]. With all these tools in hand, the study of *geometric properties of large random planar maps* soon followed [2, 12, 18, 25]. Similar results hold for fixed positive genus [10, 3].

It is then natural to ask the same kind of questions as *both the genus and the size go to infinity*, which turns out to be challenging due to the difficulty to obtain enumerative results, as we are now in the realm of *multivariate asymptotics*, which is a challenging and wide open topic (see e.g. [24]). Thanks to a powerful bijection [11], a specific family, *unicellular maps*, was investigated quite systematically in high genus [1, 27, 19, 14, 15].

Finally, recently, several results on more general models of high genus maps (mostly triangulations) were obtained: first their local behaviour [7, 8], then some global observables [20, 6, 21]. All of these works shed light on the *hyperbolic* nature of high genus maps, notably by analogy with another model of high genus surfaces: *Weil–Petersson hyperbolic surfaces* (see e.g. [26, 15]).

In particular, and this will be the main focus of this work, hyperbolic behaviour implies good *expansion properties* (for instance, hyperbolic surfaces are expanders [26]). However, maps cannot be perfect expanders due to their fractal nature. Indeed, by [7], every constant size pattern (including those that have very bad expansion) will appear somewhere in the map, hence the Cheeger constant has to be $o(1)$, and it is actually even of order $\frac{1}{\log n}$ as

ENS Lyon, tanguy.lions@ens-lyon.fr.

CNRS and Université de Bordeaux, baptiste.louf@math.u-bordeaux.fr.

shown in [6]. However, Benjamini conjectured that high genus maps must contain a *large expander subgraph*. This was first shown for unicellular maps by the second author in [19], and in this paper we show that it is also true for high genus triangulations.

Theorem 1. Fix a sequence $(g_n)_{n \geq 0}$ such that $\frac{g_n}{n} \rightarrow \theta \in (0, 1/2)$. Let \mathbf{T}_{2n, g_n} be a uniform triangulation of genus g_n on $3n$ edges, and \mathbf{T}_{2n, g_n}^* its dual map. Then for every $\varepsilon > 0$, there exists $\kappa > 0$ depending only on θ and ε such that with probability $\geq 1 - \varepsilon$, both \mathbf{T}_{2n, g_n} and \mathbf{T}_{2n, g_n}^* contain a submap on at least $(1 - \varepsilon)3n$ edges that is a κ -expander.

Remark 1. We conjecture that this theorem still holds if we replace "with probability $\geq 1 - \varepsilon$ " by "with probability $1 - o(1)$ ".

In order to prove this theorem, we will start from a result of [6] that bounds the number of "*isolated faces*" in high genus triangulations. Roughly speaking, in any graph, the κ -isolated vertices are those that prevent it from being a κ -expander (and isolated faces are defined by duality). We refer to section 2 for precise definitions.

The rest of the proof will rely on two new general theorems that establish criteria to find large expander subgraphs in arbitrary graphs. This question has been tackled in several recent articles [4, 16, 17, 23, 9, 22].

First, we show that having few isolated vertices means having a large expander subgraph. We phrase this theorem in terms of volume, i.e. the sum of the degrees.

Theorem 2. Let G be a graph on n edges such that the total volume of its κ -isolated vertices is less than εn , with $0 < \varepsilon < 1/2$. Then G contains an induced subgraph on at least $(1 - \varepsilon)n$ edges that is a κ_ε -expander, where $\kappa_\varepsilon = (1 - \varepsilon)\kappa$.

Remark 2. We leave the question of a reciprocal result open. That is, does having an expander subgraph (plus possibly some mild extra assumptions) imply having few isolated vertices ?

Finally, we show that, provided that the face degrees are bounded, the property of having a large expander subgraph is stable under duality of maps.

Theorem 3. Fix $\varepsilon, \kappa, D > 0$. Let M be a map on n edges with face degrees bounded by D such that its dual map M^* contains an induced subgraph on at least $(1 - \varepsilon)n$ edges that is a κ -expander. Then M contains a subgraph on at least $(1 - \varepsilon)n$ edges that is a $\frac{\kappa}{8D}$ -expander.

Acknowledgements. We thank Thomas Budzinski and Guillaume Chapuy for (joint) works and inspiring discussions about the geometry of high genus maps. TL thanks Justin Salez for interesting discussions on expanders. BL also thanks Fiona Skerman for their joint works and discussions around large expander subgraphs. Finally, we thank Itai Benjamini for asking the question that led to Theorem 1.

This work was started during the workshop "Combinatorics and Discrete Probability" organized at CIRM in November 2025.

TL was supported by ANR IsOMa (ANR-21-CE48-0007). BL was partially supported by ANR CartesEtPlus (ANR-23-CE48-0018) and ANR HighGG (ANR-24-CE40-2078-01).

2. DEFINITIONS

2.1. Graphs. In the rest of the paper, we denote by G a multigraph, that is a graph with loops and multiple edges allowed. For $X, Y \subset V(G)$, we denote by $E_G(X, Y)$ for the set of oriented edges in G with a starting point in X and an endpoint in Y . We also write

$$e_G(X, Y) = \#E_G(X, Y).$$

Then for $x \in G$, we denote by $\deg_G(x) = e(\{x\}, G \setminus \{x\})$. Finally, for $X \subset V(G)$ we define the volume of the graph X seen as a subgraph of G as follows:

$$(1) \quad \text{vol}_G(X) = \sum_{x \in X} \deg_G(x).$$

Sometimes, we forget the subscript G when the graph G is obvious. Then, we simply write

$$\text{vol}(X) := \text{vol}_G(X).$$

The **Cheeger constant** or **isoperimetric number** is given by :

$$(2) \quad h(G) = \inf \left\{ \frac{e_G(X, G \setminus X)}{\text{vol}_G(X)} : X \subset G \text{ and } \text{vol}_G(X) \leq \frac{\text{vol}_G(G)}{2} \right\}.$$

Definition 3. Take $\kappa > 0$ and $X \subset G$ connected¹. We say that X is a κ -bad set if $\text{vol}_G(X) \leq \frac{\text{vol}_G(G)}{2}$ and $\frac{e_G(X, G \setminus X)}{\text{vol}_G(X)} < \kappa$ (see Figure 1). We say that a κ -bad set X is a *strong* κ -bad set if $G \setminus X$ is also connected.

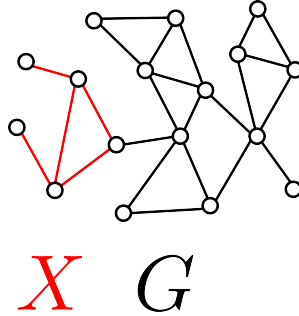


FIGURE 1. On this example, we represent a graph G and $X \subset G$ connected that is a κ -bad set with $\kappa = \frac{1}{10}$. It is also a strong κ -bad set.

¹that is, the subgraph of G induced by X is connected.

Definition 4. For any $\kappa > 0$, we say that G is a κ -*expander* if $h(G) \geq \kappa$ or equivalently if G does not contain a κ -bad set.

Definition 5. Take $\kappa > 0$ and $v \in G$. We say that v is κ -*isolated* (resp. *strongly* κ -*isolated*) if there exists a κ -bad set (resp. strong κ -bad set) X such that $v \in X$. We denote by $\mathbf{Isol}_\kappa(G)$ (resp. $\mathbf{Isol}_\kappa^+(G)$) the set of κ -isolated (resp. strongly κ -isolated) vertices.

Note that these two notions are very similar. In the next lemma, we show that having few strongly κ -isolated vertices implies having few κ^2 -isolated vertices.

Lemma 6. Take $0 < \varepsilon < 1$ and $\kappa > 0$ such that $\kappa < \min(\frac{1-2\varepsilon}{3}, 1-4\varepsilon)$. If the connected (multi)graph G satisfies $\text{vol}_G(\mathbf{Isol}_\kappa^+(G)) \leq \varepsilon \text{vol}(G)$, then we have $\mathbf{Isol}_{\kappa^2}(G) \subset \mathbf{Isol}_\kappa^+(G)$, and in particular $\text{vol}_G(\mathbf{Isol}_{\kappa^2}(G)) \leq \varepsilon \text{vol}(G)$.

Proof. Let $v \in G$ be a κ^2 -isolated vertex and let X be an arbitrary κ^2 -bad set it belongs to. We write C_1, \dots, C_r for the connected components of $G \setminus X$. We assume that $\text{vol}_G(C_1) \geq \dots \geq \text{vol}_G(C_r)$. Thus, we have

$$e_G(X, G \setminus X) = \sum_{i=1}^r e_G(C_i, G \setminus C_i).$$

Let us write $Y = X \cup C_2 \cup \dots \cup C_r$. Thus, we have $v \in Y$, and to establish the lemma, we want to show that Y is a strong κ -bad set. It is easily verified that $\frac{e_G(Y, G \setminus Y)}{\text{vol}_G(Y)} \leq \frac{e_G(X, G \setminus X)}{\text{vol}_G(X)} \leq \kappa^2 < \kappa$ and $G \setminus Y = C_1$ is connected (see Figure 2).

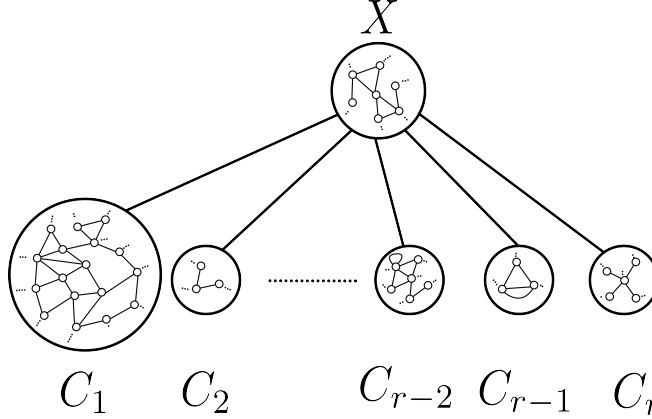


FIGURE 2. On this example, we represent on top the subset $X \subset G$ and on the bottom we represent the connected components C_1, \dots, C_r of $G \setminus X$.

Let us now verify that $\text{vol}_G(Y) \leq \frac{\text{vol}(G)}{2}$. We have

$$\text{vol}_G(Y) = \text{vol}_G(X) + \sum_{i=2}^r \text{vol}_G(C_i).$$

Then, for any $2 \leq i \leq r$, using the fact that we have $\text{vol}_G(C_i) \leq \frac{\text{vol}(G)}{2}$ (since C_1 is the largest component) either $\frac{e_G(C_i, G \setminus C_i)}{\text{vol}_G(C_i)} \geq \kappa$ or $C_i \subset \mathbf{Isol}_\kappa^+(G)$. Thus, we deduce that the right-hand side of the previous equality is bounded by

$$\begin{aligned} \text{vol}_G(X) + \sum_{i=2}^r \text{vol}_G(C_i) \mathbb{1}_{\frac{e_G(C_i, G \setminus C_i)}{\text{vol}_G(C_i)} \geq \kappa} + \sum_{i=2}^r \text{vol}_G(C_i) \mathbb{1}_{C_i \subset \mathbf{Isol}_\kappa^+(G)} \\ \leq \text{vol}_G(X) + \kappa^{-1} e_G(X, G \setminus X) + \text{vol}_G(\mathbf{Isol}_\kappa^+(G)) \\ \leq (1 + \kappa) \text{vol}_G(X) + \varepsilon \text{vol}(G) \\ \leq \left(\frac{1 + \kappa}{2} + \varepsilon \right) \text{vol}(G). \end{aligned}$$

This rewrites

$$\text{vol}_G(Y) \leq \left(\frac{1 + \kappa}{2} + \varepsilon \right) \text{vol}(G).$$

Let us reason by contradiction and assume that $\text{vol}_G(Y) > \frac{\text{vol}(G)}{2}$. Then we have

$$\frac{\text{vol}(G)}{2} \geq \text{vol}_G(C_1) = \text{vol}(G) - \text{vol}_G(Y) \geq \left(\frac{1}{2} - \frac{\kappa}{2} - \varepsilon \right) \text{vol}(G).$$

Using this and the fact that $\kappa < \frac{1-2\varepsilon}{3}$, we obtain

$$\frac{e_G(C_1, G \setminus C_1)}{\text{vol}_G(C_1)} \leq \left(\frac{1}{2} - \frac{\kappa}{2} - \varepsilon \right)^{-1} \frac{e_G(X, G \setminus X)}{\text{vol}_G(X)} \leq \frac{\kappa^2}{\frac{1}{2} - \frac{\kappa}{2} - \varepsilon} < \kappa.$$

We deduce that $C_1 \subset \mathbf{Isol}_\kappa^+(G)$. Thus

$$\varepsilon \text{vol}(G) \geq \text{vol}_G(\mathbf{Isol}_\kappa^+(G)) \geq \text{vol}_G(C_1) \geq \left(\frac{1}{2} - \frac{\kappa}{2} - \varepsilon \right) \text{vol}(G).$$

But it is easily checked that this contradicts the assumption that $\kappa < 1 - 4\varepsilon$. Therefore, by contradiction, $\text{vol}_G(Y) \leq \frac{\text{vol}(G)}{2}$ and Y is a strong κ -bad set. Since $v \in Y$, v is strongly κ -isolated. This concludes the proof. \square

2.2. Maps and triangulations. A *map* m is a finite graph (possibly containing loops and multiple edges) embedded in a compact connected oriented surface, considered up to homeomorphism. The connected components of the complement of the graph on the surface are called the *faces* of m . Equivalently, a map can be viewed as a connected oriented surface obtained by identifying the sides of a finite collection of polygons, where each polygon corresponds to a face.

The *genus* of a map is the genus of its underlying surface. The maps considered here are always *rooted*, meaning they are equipped with a distinguished oriented edge called the *root edge*. The vertex at the origin of the root edge is the *root vertex*, and the face to its right is the *root face*.

The *degree* of a face is the number of incident edge-sides. Note that if both sides of an edge are incident to the same face, the edge contributes

twice to the degree. A *triangulation* is a rooted map in which all faces have degree 3. For $n \geq 1$ and $g \geq 0$, let $\mathcal{T}(2n, g)$ denote the set of triangulations of genus g with $2n$ faces (an even number of faces is required for edges to be glued in pairs).

According to Euler's formula, a triangulation in $\mathcal{T}(2n, g)$ has $3n$ edges and $n + 2 - 2g$ vertices. In particular, the set $\mathcal{T}(2n, g)$ is non-empty if and only if $n \geq 2g - 1$. We denote by $\mathbf{T}_{2n, g}$ a uniform random variable on $\mathcal{T}(2n, g)$.

3. PROOF OF THE MAIN RESULT: THEOREM 1

In this section, we prove our main theorem, using our structural results Theorems 2 and 3 whose proofs are postponed to the next sections.

Fix $\varepsilon > 0$. In [6, Proposition 12] the authors prove that, most likely, \mathbf{T}_{2n, g_n} contains few strongly κ -isolated vertices, that is there exists $\kappa_0 > 0$ such that

$$(3) \quad \mathbb{P}(\#\mathbf{Isol}_{\kappa_0}^+(\mathbf{T}_{2n, g_n}^*) \geq \varepsilon n) \leq \varepsilon.$$

Now, let us work under the event $\#\mathbf{Isol}_{\kappa_0}^+(\mathbf{T}_{2n, g_n}^*) \leq \varepsilon n$. The rest of the reasoning is entirely deterministic. We recall that \mathbf{T}_{2n, g_n}^* is a 3-regular graph with $2n$ vertices and $3n$ edges. Thus its total volume is $\text{vol}(\mathbf{T}_{2n, g_n}^*) = 6n$ and

$$\text{vol}(\mathbf{Isol}_{\kappa_0}^+(\mathbf{T}_{2n, g_n}^*)) = 3\#\mathbf{Isol}_{\kappa_0}^+(\mathbf{T}_{2n, g_n}^*).$$

We deduce that we have

$$\text{vol}(\mathbf{Isol}_{\kappa_0}^+(\mathbf{T}_{2n, g_n}^*)) \leq 3\varepsilon n.$$

Up to reducing κ_0 , we may assume that $\kappa_0 \leq \min(\frac{1-2\varepsilon}{3}, 1-4\varepsilon)$. Using Lemma 6, we deduce

$$(4) \quad \text{vol}(\mathbf{Isol}_{\kappa_0^2}(\mathbf{T}_{2n, g_n}^*)) \leq 3\varepsilon n.$$

Then, using Theorem 2, we deduce that there exists $G^* \subset \mathbf{T}_{2n, g_n}^*$ with at least $(1-\varepsilon)3n$ edges such that G^* is a κ_ε -expander with $\kappa_\varepsilon = (1-\varepsilon)\kappa_0^2$. Moreover, \mathbf{T}_{2n, g_n} is a map with $3n$ edges and faces of degree 3. Using Theorem 3 with $D = 3$, we deduce that \mathbf{T}_{2n, g_n} contains a subgraph G on at least $(1-\varepsilon)3n$ edges that is a $\frac{1}{24}\kappa_\varepsilon$ -expander. This concludes the proof by taking $\kappa = \frac{1}{24}\kappa_\varepsilon$.

4. FROM ISOLATED VERTICES TO EXPANDER SUBGRAPHS: PROOF OF THEOREM 2

Recall that we start with a graph G on n edges whose κ -isolated vertices have total volume at most εn and recall that $\kappa_\varepsilon = (1-\varepsilon)\kappa < \kappa$. Let us define a finite process to "remove bad vertices from G ". We start with $G_0 = G$. At each step $i \geq 1$, either G_{i-1} is a κ_ε -expander, or it is empty, and we stop the process, or there exists $S_i \subset V(G_{i-1})$ that is a κ_ε -bad set of G_{i-1} . Then we set $G_i = G_{i-1} \setminus S_i$.

This is a finite process, let us call τ its final step. The final graph G_τ is an induced subgraph of G that is either empty or a κ -expander. To establish Theorem 2, we wish to show that it actually has at least $(1 - \varepsilon)n$ edges.

By definition of the process, G_τ has at least $n - \sum_i \text{vol}_G(S_i)$ edges. Therefore, since we made the assumption that $\text{vol}_G(\mathbf{Isol}_\kappa(G)) \leq \varepsilon n$, Theorem 2 will be an immediate consequence of the following:

Proposition 7. The vertices of the S_i are all κ_ε -isolated, that is $\bigcup_{1 \leq i \leq \tau} S_i \subset \mathbf{Isol}_{\kappa_\varepsilon}(G) \subset \mathbf{Isol}_\kappa(G)$.

Proof. Let us reason by induction. For $t = 1$, the proof is pretty clear, since S_1 itself is a κ_ε -bad set of G .

Now let us turn to $t > 1$. For $1 \leq i, j \leq t$, set $A_{i,j} = e_G(S_i, S_j)$ and $B_i = e_G(S_i, G_t)$. Let \mathcal{J} be the "connected component of S_t ", i.e. the set of indices $i \leq t$ such that S_i is connected to S_t in $G \setminus G_t$ (see Figure 3). To shorten notation, we also write $S_{\mathcal{J}} = \bigcup_{i \in \mathcal{J}} S_i$, as well as $B_{\mathcal{J}} = e_G(S_{\mathcal{J}}, G_t)$. Recall that all S_i 's are disjoint. We want to show that $S_{\mathcal{J}}$ is a κ_ε -bad set.

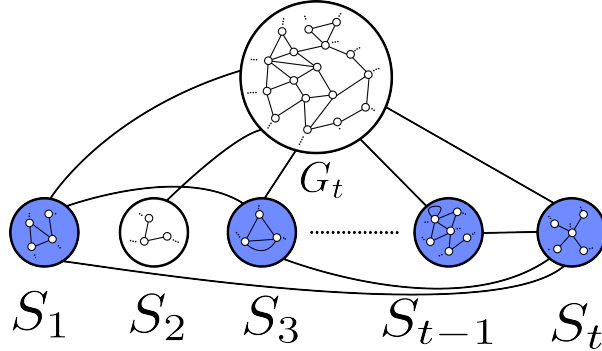


FIGURE 3. On the top: the subgraph $G_t \subset G$. On the bottom: the connected components S_1, \dots, S_t that have been removed by the process. The subset $S_{\mathcal{J}}$ is the blue part.

By definition of the process, for every $1 \leq i \leq t$, we have

$$(5) \quad \kappa_\varepsilon \text{vol}_G(S_i) > \kappa_\varepsilon \text{vol}_{G_{i-1}}(S_i) > \sum_{j>i} A_{i,j} + B_i \geq B_i$$

Now we can sum these inequalities for $i \in \mathcal{J}$ to obtain

$$(6) \quad \kappa_\varepsilon \text{vol}_G(S_{\mathcal{J}}) > B_{\mathcal{J}} = e_G(S_{\mathcal{J}}, G_t) = e_G(S_{\mathcal{J}}, G \setminus S_{\mathcal{J}})$$

where the last equality holds by definition of \mathcal{J} .

It remains to show that $\text{vol}_G(S_{\mathcal{J}}) < \frac{\text{vol}(G)}{2}$. First, by induction, we know that $\bigcup_{i < t} S_i \subset \mathbf{Isol}_{\kappa_\varepsilon}(G) \subset \mathbf{Isol}_\kappa(G)$, hence

$$\sum_{i < t} \text{vol}_G(S_i) < \varepsilon n.$$

This entails by (5) that

$$(7) \quad \sum_{i < t} B_i < \kappa_\varepsilon \varepsilon n.$$

What's more, since $\text{vol}_G(S_t) < \text{vol}_G(G_t)$ and $2n = \text{vol}_G(S_t) + \text{vol}_G(G_t) + \sum_{i < t} \text{vol}_G(S_i)$, we get

$$(8) \quad \text{vol}_G(G_t) > (1 - \varepsilon)n > \varepsilon n.$$

On the other hand, using eqs. (7) and (8) we get

$$\begin{aligned} e_G(G_t, G \setminus G_t) &= \sum_{i \leq t} B_i \\ &\leq \kappa_\varepsilon \varepsilon n + \kappa_\varepsilon \text{vol}_G(S_t) \\ &\leq \kappa_\varepsilon \frac{\varepsilon}{1 - \varepsilon} \text{vol}_G(G_t) + \kappa_\varepsilon \text{vol}_G(G_t) \\ &= \kappa \text{vol}_G(G_t). \end{aligned}$$

and hence $\text{vol}_G(G_t) > \frac{\text{vol}(G)}{2}$ otherwise it would be a κ -bad set, and in particular we would have $\text{vol}_G(\mathbf{Isol}_\kappa(G)) > \varepsilon n$ which contradicts the assumption of the theorem. Therefore $\text{vol}_G(S_{\mathcal{J}}) \leq \frac{\text{vol}(G)}{2}$, hence $S_{\mathcal{J}}$ is a κ_ε -bad set and $S_t \subset \mathbf{Isol}_{\kappa_\varepsilon}(G)$. This concludes the proof. \square

5. EXPANDER SUBGRAPHS AND DUALITY: PROOF OF THEOREM 3

In this section, we show that, under mild degree conditions, having a large expander subgraph is a property that is stable under map duality: we prove Theorem 3.

Recall that we start with a map M on n edges with face degrees bounded by $D > 0$, such that its dual map M^* contains a subgraph G^* on at least $(1 - \varepsilon)n$ edges that is a κ -expander.

Let G be the subgraph of M generated by edges that are dual to edges of G^* . It is clear that G contains at least $(1 - \varepsilon)n$ edges, it remains to show that it is an expander.

Remark 8. With this construction, G is not necessarily an induced subgraph of M . However, it was shown in [23] that having large expander subgraphs, induced or not, is equivalent (up to changing κ).

Proposition 9. The graph G is a $\frac{\kappa}{8D}$ -expander.

Let us fix $X \subset V(G)$ with $\text{vol}_G(X) \leq \text{vol}_G(G \setminus X)$. In order to prove Proposition 9, we want to show that

$$(9) \quad e_G(X, G \setminus X) \geq \frac{\kappa}{8D} \text{vol}_G(X).$$

If

$$e_G(X, G \setminus X) \geq \frac{1}{4D} \text{vol}_G(X)$$

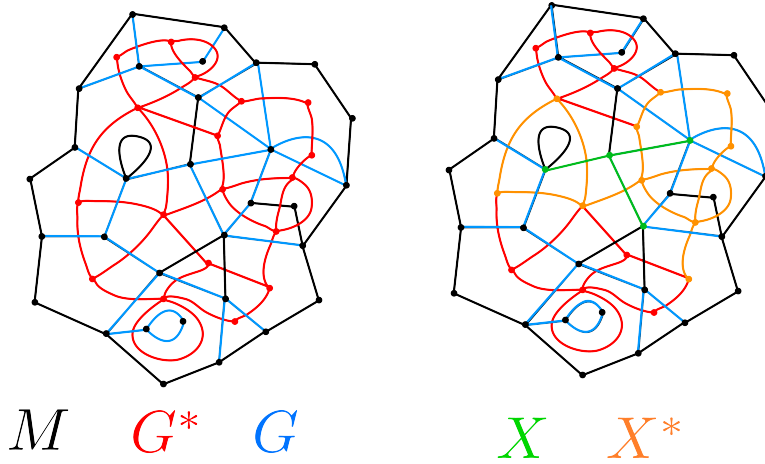


FIGURE 4. On the left: the map M is represented in black. The subgraph G^* of M^* is represented in red. The subgraph G of M is represented in blue. On the right: the subgraph X of G is represented in green. The subgraph X^* of G^* is represented in orange.

then eq. (9) is satisfied since $\frac{1}{4D} \geq \frac{\kappa}{8D}$ (by definition of expansion, we necessarily have $\kappa \leq 1$). Assume now that

$$(10) \quad e_G(X, G \setminus X) \leq \frac{1}{4D} \text{vol}_G(X).$$

Let X^* be the set of faces of G^* that are incident to at least one vertex of X (see Figure 4). We will compare the expansion of X to the expansion of X^* .

We start by comparing volumes.

Lemma 10. We have the inequality

$$\text{vol}_G(X) \leq \text{vol}_{G^*}(X^*).$$

Proof. Pick a convention for duality of oriented edges. Let \vec{e} be an oriented edge of G whose starting point is in X (notice that such oriented edges are counted by $\text{vol}_G(X)$). Its dual \vec{e}^* belongs to G^* and has its starting point in X^* by definition of G^* and X^* . This defines an injective operation and the lemma follows. \square

Then we compare the number of outgoing edges.

Lemma 11. We have the inequality

$$(11) \quad e_G(X, G \setminus X) \geq \frac{1}{2D} e_{G^*}(X^*, G^* \setminus X^*).$$

Proof. Let $F \subset X^*$ be the faces that are adjacent to at least one face not in X^* (see Figure 5).

First, by definition of F , we have

$$(12) \quad e_{G^*}(X^*, G^* \setminus X^*) = e_{G^*}(F, G^* \setminus X^*) \leq \text{vol}_{G^*}(F).$$

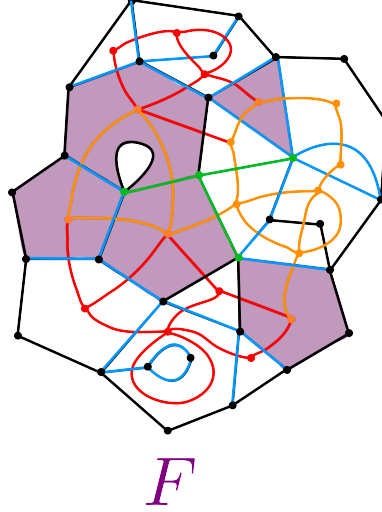


FIGURE 5. We represent in purple the set $F \subset X^*$ in purple. Note that it exactly corresponds to the set of vertices in X^* that are incident to a red edge.

On the other hand, by definition, every face $f \in F$ is incident to a vertex of X and a vertex of $G \setminus X$. What's more, all its incident edges in M are also in G (this is due to the fact that G^* is an induced subgraph of M^*). Therefore, f is incident to at least one edge of $E_G(X, G \setminus X)$, and since every such edge touches two faces of F at most, we get

$$(13) \quad e_G(X, G \setminus X) \geq \frac{\#F}{2} \geq \frac{\text{vol}_{G^*}(F)}{2D}$$

where in the second inequality we used the fact that all faces have degree bounded by D .

Concatenating the previous two inequalities, we obtain the result. \square

Finally, we need to make sure that the volume of X^* is not too large, in order to be able to use expansion inequalities later.

Lemma 12. We have the inequality

$$\text{vol}_{G^*}(X^*) \leq \frac{3}{4} \text{vol}(G^*).$$

Proof. We write $X^* = F_1 \sqcup F_2$, where F_1 are faces that are incident to edges of $E(X)$ only. It is direct that

$$\text{vol}_{G^*}(F_1) \leq 2e(X) \leq \text{vol}_G(X).$$

On the other hand, similarly as in the proof of Definition 11, every face of F_2 has to be incident to at least one edge between X and $G \setminus X$, and in return each such edge is incident to at most two of these faces, therefore

$$\#F_2 \leq 2e_G(X, G \setminus X).$$

Now, since face degrees are bounded by D :

$$\text{vol}_{G^*}(F_2) \leq 2De_G(X, G \setminus X) \leq \frac{\text{vol}_G(X)}{2}$$

where in the second inequality we used eq. (10). Concatenating both inequalities we get

$$\text{vol}_{G^*}(X^*) \leq \frac{3}{2}\text{vol}_G(X),$$

and recall that $\text{vol}_G(X) \leq \text{vol}(G)/2$ and that $\text{vol}(G) = \text{vol}(G^*)$ by definition of G .

□

We can now prove eq. (9)

Proof. Since G^* is a κ -expander, we get the inequality

$$\frac{e_{G^*}(X^*, G^* \setminus X^*)}{\min(\text{vol}_{G^*}(X^*), \text{vol}_{G^*}(G^* \setminus X^*))} \geq \kappa.$$

But by Lemma 12, we have the inequality

$$\text{vol}_{G^*}(G^* \setminus X^*) \geq \frac{\text{vol}(G^*)}{4} \geq \frac{\text{vol}_{G^*}(X^*)}{4}.$$

It follows that

$$\min(\text{vol}_{G^*}(X^*), \text{vol}_{G^*}(G^* \setminus X^*)) \geq \frac{\text{vol}_{G^*}(X^*)}{4}.$$

Therefore

$$\frac{e_{G^*}(X^*, G^* \setminus X^*)}{\text{vol}_{G^*}(X^*)} \geq \frac{\kappa}{4}.$$

On the other hand, by Lemmas 10 and 11, we have

$$\frac{e_G(X, G \setminus X)}{\text{vol}_G(X)} \geq \frac{1}{2D} \frac{e_{G^*}(X^*, G^* \setminus X^*)}{\text{vol}_{G^*}(X^*)}.$$

This finishes our proof.

□

REFERENCES

- [1] O. Angel, G. Chapuy, N. Curien, and G. Ray. The local limit of unicellular maps in high genus. *Electron. Commun. Probab.*, 18(86):1–8, 2013.
- [2] O. Angel and O. Schramm. Uniform infinite planar triangulations. *Comm. Math. Phys.*, 241(2-3):191–213, 2003.
- [3] J. Bettinelli and G. Miermont. Compact Brownian surfaces II. Orientable surfaces. *arXiv:2212.12511*, 2022.
- [4] J. Böttcher, K. P. Pruessmann, A. Taraz, and A. Würfl. Bandwidth, expansion, treewidth, separators and universality for bounded-degree graphs. *European Journal of Combinatorics*, 31(5):1217–1227, 2010.
- [5] J. Bouttier, P. Di Francesco, and E. Guitter. Planar maps as labeled mobiles. *Elec. Jour. of Combinatorics Vol 11 R69*, 2004.
- [6] T. Budzinski, G. Chapuy, and B. Louf. Distances and isoperimetric inequalities in random triangulations of high genus. *The Annals of Probability*.
- [7] T. Budzinski and B. Louf. Local limits of uniform triangulations in high genus. *Invent. Math.*, 223(1):1–47, 2021.
- [8] T. Budzinski and B. Louf. Local limits of bipartite maps with prescribed face degrees in high genus. *Ann. Probab.*, 50(3):1059–1126, 2022.
- [9] D. Chakraborti, J. Kim, J. Kim, M. Kim, and H. Liu. Well-mixing vertices and almost expanders. *Proceedings of the American Mathematical Society*, 150(12):5097–5110, 2022.
- [10] G. Chapuy. The structure of unicellular maps, and a connection between maps of positive genus and planar labelled trees. *Probab. Theory Related Fields*, 147(3-4):415–447, 2010.
- [11] G. Chapuy, V. Féray, and E. Fusy. A simple model of trees for unicellular maps. *Journal of Combinatorial Theory, Series A* 120, 8, Pages 2064-2092, 2013.
- [12] P. Chassaing and G. Schaeffer. Random planar lattices and integrated superBrownian excursion. *Probab. Theory Related Fields*, 128(2):161–212, 2004.
- [13] R. Cori and B. Vauquelin. Planar maps are well labeled trees. *Canadian J. Math.*, 33(5):1023–1042, 1981.
- [14] S. Janson and B. Louf. Short cycles in high genus unicellular maps. *Ann. Inst. Henri Poincaré Probab. Stat.*, 58(3):1547–1564, 2022.
- [15] S. Janson and B. Louf. Unicellular maps vs. hyperbolic surfaces in large genus: simple closed curves. *Ann. Probab.*, 51(3):899–929, 2023.
- [16] M. Krivelevich. Finding and using expanders in locally sparse graphs. *SIAM J. Discrete Math.*, 32(1):611–623, 2018.
- [17] M. Krivelevich. Expanders—how to find them, and what to find in them. *Surveys in Combinatorics*, pages 115–142, 2019.
- [18] J.-F. Le Gall. Uniqueness and universality of the Brownian map. *Ann. Probab.*, 41:2880–2960, 2013.
- [19] B. Louf. Large expanders in high genus unicellular maps. *Comb. Theory*, 2(3):19, 2022. Id/No 7.
- [20] B. Louf. Planarity and non-separating cycles in uniform high genus quadrangulations. *Probab. Theory Related Fields*, 182(3-4):1183–1206, 2022.
- [21] B. Louf. The separating systole and the genus ratio of high genus triangulations, 2025.
- [22] B. Louf, C. McDiarmid, and F. Skerman. Modularity and graph expansion. In *15th innovations in theoretical computer science conference (ITCS 2024)*, Berkeley, CA, USA, January 30 – February 2, 2024, page 21. Wadern: Schloss Dagstuhl – Leibniz-Zentrum für Informatik, 2024. Id/No 78.
- [23] B. Louf and F. Skerman. Finding large expanders in graphs: from topological minors to induced subgraphs. *Electronic Journal of Combinatorics*, 30(1), 2023.
- [24] S. Melczer, R. Pemantle, and M. C. Wilson. The acsv project.

- [25] G. Miermont. The Brownian map is the scaling limit of uniform random plane quadrangulations. *Acta Math.*, 210(2):319–401, 2013.
- [26] M. Mirzakhani. Growth of Weil-Petersson volumes and random hyperbolic surfaces of large genus. *J. Differential Geom.*, 94(2):267–300, 2013.
- [27] G. Ray. Large unicellular maps in high genus. *Ann. Inst. H. Poincaré Probab. Statist.*, 51(4):1432–1456, 11 2015.
- [28] G. Schaeffer. *Conjugaison d’arbres et cartes combinatoires aléatoires*. Thèse de doctorat, Université Bordeaux I, 1998.
- [29] W. T. Tutte. A census of planar triangulations. *Canad. J. Math.*, 14:21–38, 1962.
- [30] W. T. Tutte. A census of slicings. *Canad. J. Math.*, 14:708–722, 1962.
- [31] W. T. Tutte. A census of planar maps. *Canad. J. Math.*, 15:249–271, 1963.