

MEV in Binance Builder

¹Qin Wang, ²Ruiqiang Li, ³Guangsheng Yu, ⁴Vincent Gramoli, ¹Shiping Chen

¹CSIRO Data61 | ²University of Wollongong

³University of Technology Sydney | ⁴University of Sydney
Sydney, Australia

Abstract

We study the builder-driven MEV arbitrage on BNB Smart Chain (BSC). BSC’s Proposer–Builder Separation (PBS) adopts a leaner design: only whitelisted builders can participate, blocks are produced at shorter intervals, and private order flow bypasses the public mempool. These features have long raised community concerns over centralization, which we empirically confirm by tracing arbitrage activity of the two dominant builders from May to November 2025. Within months, *48Club* and *Blockrazor* produced over 96% of blocks and captured about 92% of MEV profits.

We find that profits concentrate in short, low-hop arbitrage routes over wrapped tokens and stablecoins, and that block construction rapidly converges toward monopoly. Beyond concentration alone, our analysis reveals a structural source of inequality: BSC’s short block interval and whitelisted PBS collapse the contestable window for MEV competition, amplifying latency advantages and excluding slower builders and searchers. MEV extraction on BSC is not only more centralized than on Ethereum, but also structurally more vulnerable to censorship and fairness erosion.

Keywords

MEV, Binance, PBS, Centralization, Censorship

1 Introduction

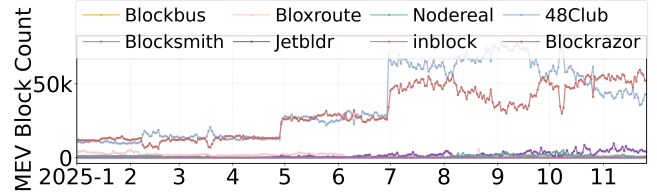
Maximal Extractable Value (MEV) [1, 2] refers to the profit that can be extracted by reordering, inserting, or censoring transactions within a block [3, 4]. To manage MEV extraction more fairly, Ethereum introduced the Proposer-Builder Separation (PBS) model [5] to decouple block proposal from block construction. In PBS, specialized entities called *builders* are responsible for assembling profitable blocks, while *proposers* (or validators) select the highest-bidding block to propose. PBS aims to reduce validator centralization [6, 7] and democratize MEV opportunities by introducing a competitive builder marketplace [8–10].

BNB Smart Chain (BSC) has adopted the PBS model [11, 12] in early 2024 through BEP-322 [13]. Compared to Ethereum, BSC’s implementation introduces differences (more in §2.4):

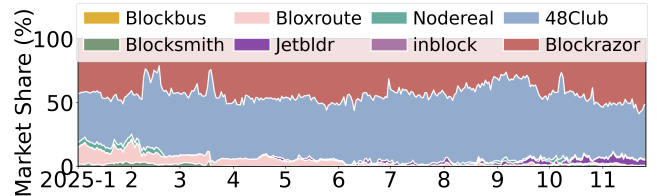
- only a small whitelisted¹ set of builders [14] are eligible to construct blocks;
- faster block times (3s by BSC’s PoSA² with fast finality [15–17]);

¹We use the term “whitelisted” because builders in BSC are not fully permissionless: they must register through the Builder API and be explicitly admitted to interact with validators. In Ethereum, builders can join freely by connecting to relays.

²Throughout this paper we refer to BSC’s consensus as Proof-of-Staked-Authority (PoSA), where a small committee of stake-bonded validators rotates every 3 seconds.



(a) **Builder block counts.** *48Club* and *Blockrazor* consistently dominate block construction since May 2025, with minor builders contributing minor.



(b) **Builder block-construction share.** Block construction is highly concentrated: *48Club* and *Blockrazor* contribute over 90% of all blocks across the observed period.

Figure 1: Binance builder activities.

- builders maintain direct relationships with validators³, operating without relays or public block auctions; and support zero-gas-price transactions (0 Gwei) that create private order-flows⁴ instead of gas-fee competition [7, 8].

This architecture provides builders with advantages: (i) BSC allows private transaction submission via MEV-protected RPC endpoints, forming a private order flow channel between users (including searchers) and builders ([18, 19]). These transactions are invisible to the public mempool [20], giving builders (and any exclusive partners) early access to capture MEV opportunities [21]. (ii) BSC’s short block time limits the reaction window for external searchers, who must deliver bundles within tight latency constraints (often less than 200ms) to be considered for inclusion. Builders, who control the block, can directly attach last-moment arbitrage transactions without competition. (iii) The 0 Gwei fee policy incentivizes the use of copy-trading and sandwich attack strategies, as transactions can be duplicated around a target with negligible cost.

As a result, the builder market on BSC has become highly concentrated. Our investigation (cf. raw block counts and their relative block-construction share in Fig.1 and Table 2) shows that the two leading builders (i.e., *Blockrazor*, *48Club*) produce approximately 96% of all blocks, while another 4.7% come from three builders (i.e., *Jetbldr*, *Bloxroute*, *Nodereal*). Other builders at the tail end contribute 0.3%. This creates an asymmetry: MEV searchers and ordinary users

³Proposers in Ethereum are drawn from a validator set of hundreds of thousands with only a 32 ETH staking requirement. By comparison, BSC’s validator set is limited to about 40 entities with very high staking thresholds (tens of thousands of BNB).

⁴Private order-flow includes MEV-protected and builder-operated RPC endpoints.

Table 1: Comparison of PBS adoption across chains.

Chain	PBS Status	Builders	Top-2 Share	Relay	Block Time
Ethereum	Live (MEV-Boost)	20–30 active	85–90%	mandatory relays	12s
BSC	Live (BEP-322)	6 brands (35 inst.)	>96%	validator-direct	3s
Polygon PoS	Pilot (Flashbots relay)	(a few) trial builders	n/a	external relays	~2s [22]
Avalanche C-Chain	Early Tooling [23]	n/a	n/a	no formal PBS	~1.8s [24]
Solana	no PBS, built-in priority fees	n/a	n/a	no relays	~400ms [25]

lack direct access to block construction and must instead submit bundles to a handful of dominant builders, effectively centralizing transaction visibility and ordering power.

Community discussions echo these concerns. For example, user “cracksparrow00” [26] described an arbitrage trade, executed via the 1inch Aggregation Router, that produced a profit⁵ of \$18,252. On-chain traces link this and similar trades to recurring addresses (e.g., 0x149d..., 0x6b3a...), suggesting systematic arbitrage through private order flow without value redistribution to end users. “Cracksparrow00” [27] further asserted that builders now capture 90–95% of MEV, and warned that if builders exploit non-public information for trading advantages, it becomes insider trading.

Despite these suspicions, it remains difficult to prove that a transaction was initiated by a builder for self-serving arbitrage. BscScan shows fund flows but not execution identity. Yet, given builders’ control over block construction, the scale of profits strongly suggests these addresses are builder-linked and capture far more MEV than ordinary searchers.

In this paper, we present the first systematic, empirical on-chain study of builder-driven MEV on BSC. In particular,

- we trace and analyze arbitrage contracts deployed by the two dominant builders over six months (May–Nov. 2025), uncovering consistent use of short-hop (e.g., two–three swap) stablecoin routes and profit margins unattainable by ordinary searchers;
- we quantify builder concentration at scale, showing that *48Club* and *Blockrazor* together produce over 96% of blocks, with the leading builder alone retaining ~92% of total MEV profits;
- we provide a curated dataset covering 1.95M builder-executed arbitrage transactions across 220+ factories and 12,300+ pools, with detailed routing and profit attribution information;
- we identify a structural source of MEV inequality in BSC’s PBS design, showing how short block intervals and whitelisted builders collapse the contestable window for MEV competition.

2 Binance’s PBS

We present BSC (§2.1) and PBS design (§2.2, §2.3) and contrast it with Ethereum PBS (§2.4) where conceptually relevant. We further summarise key PBS designs across major chains (Table 1).

2.1 BSC Design

BSC is an EVM-compatible blockchain designed to provide low-latency finality and high throughput while retaining close compatibility with the Ethereum execution model. Its consensus protocol, Proof of Staked Authority (PoSA) [15, 17], combines delegated staking with a rotating validator set. A fixed number of validators

(typically 40–45) are elected for each epoch and take turns proposing blocks in a round-robin fashion every 3 seconds. Validators must self-bond substantial amounts of BNB and can be slashed or replaced if they miss blocks or misbehave, creating strong economic and reputational incentives for timely block production.

2.2 BSC PBS

Architecture and roles. BSC’s PBS framework separates the economic and consensus responsibilities of a block. Under PoSA, a small set of stake-bonded validators rotate every 3 seconds as proposers to achieve fast finality, while external builders specialize in constructing the *economic content* of a block: transaction selection, ordering, arbitrage routes, and MEV bundle composition.⁶

Two structural implications follow from this environment. First, the 3-second slot leaves no room for a multi-round commit–reveal procedure, yielding a single-round builder–proposer interaction. Second, because BSC builders cannot independently compute state transitions, proposers must execute the full transaction list and derive the canonical block header. Together these form a *direct builder–proposer pipeline* without relays. Builders communicate with the scheduled proposer through BEP-322 [13], submitting bids that include (or later deliver) full transaction lists together with optional MEV bundles.

We next show concrete workflow induced by these constraints.

How to produce a block. Each block interval proceeds through the following steps (Fig. 2(a)):

- **i) Bid submission:** Builders submit compact bids containing the height, timestamp, Merkle root of transactions, expected gas fees, and offered payment.
- **ii) Bid selection:** The proposer selects the highest-paying bid.
- **iii) Receipt:** The proposer issues a signed receipt and requests the full transaction list.
- **iv) Block delivery:** The builder provides the full block body (or embeds it within the bid in one-step mode).
- **v) Validation:** The proposer locally executes the block, verifies correctness, and signs it.

If the builder fails to respond or provides invalid contents, the proposer rejects the bid, locally blacklists the offending builder, and proceeds to the next-best bid. In the absence of a valid bid, the proposer falls back to constructing a block from its local mempool. Such fallbacks were rare in our dataset (<0.02%).

MEV extraction and distribution. Builders consolidate public and private orderflow, reorder transactions, and bid for block inclusion. To preserve BSC’s gas-fee sharing model (fees distributed

⁵Unless otherwise stated, all profits refer to net profit after subtracting share payouts.

⁶Proposers only verify consensus validity—gas usage, nonces, state-root correctness, and block execution—before signing. They do not perform opportunity search, routing optimization, or bundle construction, all of which are delegated to builders.

to all validators), BEP-322 requires proposers to insert a zero-gas accounting transaction recording the builder’s payment in a payout contract; builders later claim these rewards on-chain. Misbehavior (e.g., non-delivery after winning a bid) is discouraged via signed receipts, reputational consequences, and local blacklisting.

2.3 How to Arbitrage?

Builders derive most of their bidding advantage from *internal arbitrage*. Let $S = \{s_1, \dots, s_k\}$ denote a proprietary strategy set, where each s_i encodes routing heuristics, latency constraints, and bundle rules. Given a transaction stream \mathcal{T} , a strategy s extracts candidate opportunities $O = f_s(\mathcal{T})$. An optional evasion operator \mathcal{E} may transform O into O' to mitigate frontrunning:

$$\mathcal{T} \xrightarrow{f_s} O \xrightarrow{[\mathcal{E}]} O' \xrightarrow{\text{ARBITRAGERUN}} \Delta.$$

Consider a typical three-hop path executed by builders (aligned with the example in Appendix A):

$$\text{USDT} \rightarrow \text{WBNB} \rightarrow \text{USD1} \rightarrow \text{USDT}.$$

From the AMM trace, the builder reconstructs:

- T : the sequence of on-chain events (swaps, syncs, transfers),
- P : the ordered multi-hop path,
- Φ : the realized profit flow (input, output, redistribution),
- Λ : deductions such as validator share-profit or gas.

Algorithm 1 shows how P is extracted from T , and Algorithm 2 computes (Φ, Λ) to obtain net profit. We keep the main-text description informal and defer pseudocode to Appendix A.2.

Formal path representation. An arbitrage opportunity O' is represented as:

$$(\langle T_0, \dots, T_n \rangle, \langle P_1, \dots, P_n \rangle, \langle F_1, \dots, F_n \rangle, \langle D_1, \dots, D_n \rangle),$$

where T_i denotes tokens, P_i pools, $F_i \in \{0, 1\}$ pool-type flags (V2/V3), and $D_i \in \{0, 1\}$ swap-direction flags. This tuple provides the *execution blueprint* for a multi-hop arbitrage: it specifies the assets, pools, and directions required to realize the opportunity and serves as the internal object that builders evaluate before embedding a path into a block. An implementation template is provided in Appendix B.

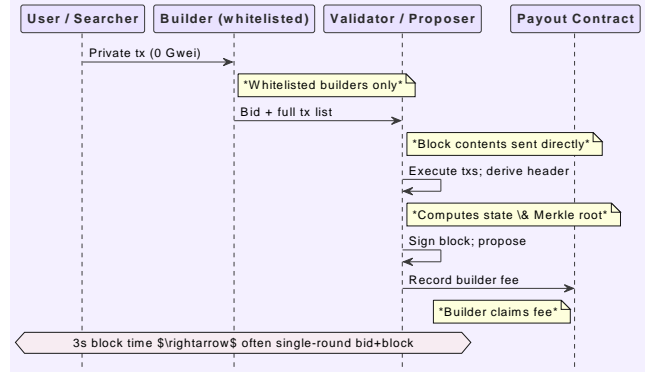
In the remainder of the paper, we use this abstraction implicitly: each observed arbitrage transaction corresponds to an instantiated path descriptor, whose realized profit and redistribution are measured empirically.

Builder-side execution pipeline. At block time, builders use this path descriptor as the basis for execution: they evaluate candidate opportunities derived from public and private orderflow, simulate multi-hop routes consistent with the tuple above, and embed the chosen opportunities into their block payloads. Only the resulting swaps and redistribution transfers appear on-chain, which is why our reconstruction does not include builder. AMM events alone encode sufficient structure to recover the executed cycle.

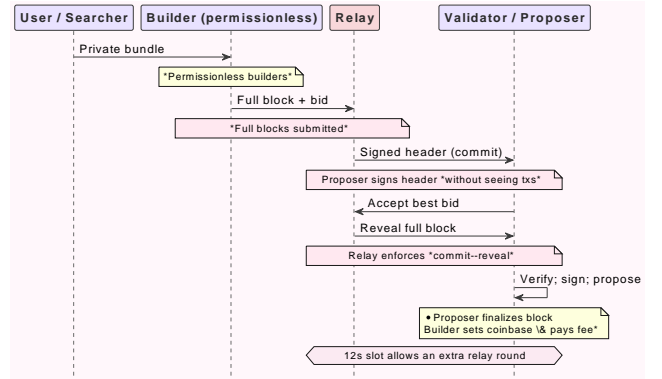
2.4 Compared with Existing PBS (Fig.2)

We mainly compare BSC’s direct builder–proposer scheme with Ethereum’s relay-mediated PBS.

- **Removal of trusted relay.** Ethereum’s PBS (via MEV-Boost) introduces relays because proposers are numerous and mutually untrusted. Builders submit sealed block headers to a relay, which



(a) **BSC PBS.** BSC uses a single-round bid-and-block workflow where only whitelisted builders submit full-tx-list bids, and proposers directly execute and sign the resulting block. The shorter block time leaves no room for commit–reveal or relay mediation.



(b) **Ethereum PBS.** Ethereum introduces a relay-mediated commit–reveal flow. Builders provide full blocks and bids, relays derive and commit to the header, and proposers sign the header without seeing the block body. After selection, the relay reveals the block, enabling the proposer to finalize it.

Figure 2: Comparison of two PBS workflows.

forwards only the header and bid to the proposer; the proposer signs the header without seeing the block body, and the relay reveals the full block afterward. This prevents proposers from stealing order flow but adds complexity and centralizes trust in relays. BSC uses no relay. Builders send bids directly to the proposer, and reveal the full transaction list only after receiving a signed receipt. With a small, stake-bonded validator set (~40), the system relies on proposer reputation and the receipt mechanism rather than commit–reveal.

- **Block proposal.** Ethereum builders assemble full blocks and expose only the header to proposers, who finalize it blindly. In BSC, builders cannot compute the canonical state root; after a bid is accepted, they submit the full transaction list, and the proposer executes all transactions, derives the final header, and signs the block. Block contents are therefore visible before finalization.
- **Block intervals.** BSC’s 3-second block interval leaves little room for multi-round protocols, favoring a single-round bid and block handoff. Ethereum’s 12-second slot allows for the additional relay round trip and stronger secrecy assumptions. BSC thus opts for a more direct workflow, whereas Ethereum prioritizes trust minimisation even at the cost of latency.

- **Rewards.** Ethereum builders set themselves as coinbase and include a payment to the proposer, splitting MEV within the block. BSC cannot reassign coinbase rewards due to delegated staking. Instead, builders are compensated through an explicit on-chain payment contract, while proposers retain standard block rewards for distribution to delegators.

We briefly discuss other PBS deployments (Table 1). Polygon PoS experiments with Flashbots-style relay builders, Avalanche provides early tooling without a sealed-header protocol, and Solana relies on priority fees instead of PBS.

3 Our Measurement

Our empirical analysis directly instantiates the arbitrage abstraction introduced in §2.3. Specifically, each executed arbitrage cycle is reconstructed as a concrete realization of the path tuple $\langle T, P, F, D \rangle$, while the reported profits correspond to the realized Δ after accounting for deductions Λ .

Following this abstraction, our measurement proceeds in two steps. First, we survey all active builders on BSC and quantify their block production shares (§3.2). This reveals a highly skewed distribution, with only a small subset of builders producing the vast majority of blocks. We therefore focus our analysis on this top group, which accounts for 96% of builder-produced blocks. Second, we examine the on-chain data associated with these builders (§3.3), concentrating on arbitrage-related transactions. We analyze the scale of their activity, token usage, path structures, and profit attribution, allowing us to assess both the concentration of power and the mechanisms through which MEV is extracted.

Appendix A further details these procedures with concrete examples and pseudocode.

3.1 Data Collection

We collect builder-driven MEV activities by full-block traces, transaction receipts, and contract-level metadata.

Our collection pipeline continuously fetches: (i) block headers and bodies from BSC RPC nodes, (ii) per-transaction traces via `debug_traceTransaction`, and (iii) on-chain bytecode and event logs for contracts interacting with known builder clusters.

To identify builder-owned contracts, we combine:

- the official whitelist of builder endpoints exposed through BSC’s PBS interface,
- address clusters associated with validator-operated endpoints,
- static analysis over contract creation patterns that repeatedly appear in builder-submitted blocks.

The resulting mapping yields 27,103 contract addresses linked to *48Club* and 19,253 linked to *Blockrazor*. This labeling is conservative: it only includes addresses whose behavioral signature (factory interactions, router patterns, swap ordering templates) matches the builder’s known execution pipeline.

3.2 Active Binance Builders and Their Shares

We first investigate all active builders. BSC’s builder ecosystem comprises six identifiable brands (*48Club*, *Blockrazor*, *Jetblidr*, *Bloxroute*, *Nodereal* and *Blocksmith*) operating a total of over 35 builder instances. We summarise them with their shares in Table 2 in Appendix A.3.

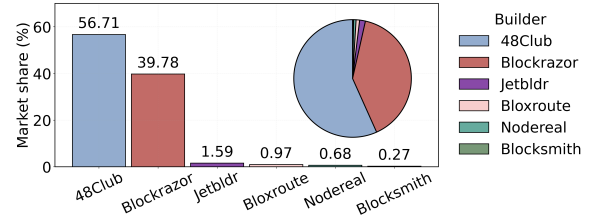


Figure 3: Market share distribution of Binance builders

We find that the market is highly concentrated (Fig.3): *48Club* leads with 6,119,452 blocks across 45 validators, controlling 56.71% of builder share. *Blockrazor* follows closely with 4,292,085 blocks (39.78%, 45 validators). *Jetblidr* ranks third but much smaller, producing 172,018 blocks (1.59%, 41 validators). Low-tier participants include *Bloxroute* (104,217 blocks, 0.97%, 44 validators), *Nodereal* (73,628 blocks, 0.68%, 36 validators) and *Blocksmith* (29,343 blocks, 0.27%, 34 validators). The top two brands (*48Club*, *Blockrazor*) control over 96% of all blocks. The remaining four together account for less than 4% of blocks and an even smaller share of net arbitrage profit. For these minor builders, per-block profits are often indistinguishable from noise, and proposer payouts are sparse. Therefore, we conduct the measurements on these two dominant builders.

3.3 Building Our Dataset

We empirically collect on-chain activities from two builder entities on BSC. For each, the dataset spans from the deployment of its arbitrage contracts up to the time of nearly finishing this paper:

- *48Club*, covering block ranges 50,636,154–69,600,157 (May 31, 2025–Nov 26, 2025), spanning 180 days;
- *Blockrazor*, ranging 51,651,126–69,600,154 (June 18, 2025–Nov 26, 2025), spanning 162 days⁷.

Our yielded dataset is `arbitrage_informations.csv`⁸.

Why start in May 2025? Before this month, most arbitrage on BSC was executed by independent searchers, while builders mainly acted as intermediaries, taking a share of submitted bundles. From May onwards, we observed for the first time that builders themselves began deploying large-scale arbitrage contracts, directly capturing opportunities that previously belonged to searchers. We do not claim that this is the absolute starting point of such activity, nor that our dataset is fully exhaustive, but it represents the largest observable deployment of builder-operated arbitrage to date. Our observation is consistent with community reports [16, 26, 27].

What the data look like? Our dataset covers 7M transactions across major stablecoins and wrapped assets. They account for about 66.7% of total routing volume (Fig. 10(b)); within these, USDT, USD1, USDC, and WBNB dominate path usage. This motivates focusing subsequent analysis on these four bases.

⁷*Blockrazor* does not operate from a single address. Instead, our analysis shows that it uses a cluster of six sequentially-activated addresses (0x149dD5..., 0x33f318..., 0x7c608F..., 0xF636F0..., 0xa0302b..., 0x33C37c...), and the profit series we report is the consolidated activity aggregated across this six-address cluster.

⁸Available at https://anonymous.4open.science/r/MEV_Binance-5B2C/.

3.4 Arbitrage Identification

For each transaction initiated by a builder-owned contract, we reconstruct the executed swap path by parsing Swap, Sync, and router events. A transaction is labeled as an arbitrage cycle if its entry and exit assets match, i.e., $\text{asset}_{\text{in}} = \text{asset}_{\text{out}}$. Multi-hop paths (e.g., $\text{USDT} \rightarrow \text{WBNB} \rightarrow \text{USD1} \rightarrow \text{USDT}$) are treated as a single atomic opportunity. For each cycle, we compute:

- **Gross profit.** difference between input and final output (in token units);
- **Share-profit.** amount redirected to designated redistribution addresses (e.g., $0\text{x}ffff \dots fffe$);
- **Net profit.** gross minus share-profit and gas fees, converted into BNB.

These fields allow us to distinguish builder-internal redistribution from searcher-facing MEV payouts. A distinctive feature of BSC’s PBS is the presence of *share profit*, where part of the arbitrage gains is diverted to special addresses such as $0\text{x}ffff \dots fffe$ ⁹, suspected of representing validator payouts. In addition, we observe cases where profits are routed directly into liquidity pools (e.g., the USDT-WBNB pair at $0\text{x}16\text{b}9 \dots 0\text{daE}$).

4 Empirical Results

We now present our empirical results. We provide a view of *who* captures MEV on BSC (§4.2, §4.3), *how* these profits are made (token choice in §4.1 and swap path in §4.4, §4.5), *whether* the system is trending toward greater inequality (§4.6) and *where* extraction is concentrated (§4.7, §4.8).

4.1 Profits by Token (Fig.4)

We examine whether the choice of base token influences MEV builder profitability on BSC, focusing on four major tokens.

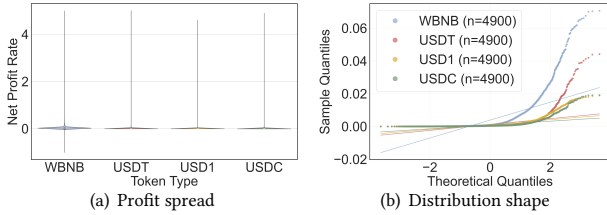


Figure 4: Profitability patterns across token types.

Most trades across all tokens (Fig.4(a)) still yield very small net profit after gas costs, with densities tightly concentrated around a profit rate close to zero. This supports the view that BSC’s arbitrage market is strongly competed, where most opportunities are quickly arbitrated away and only basis-point spreads remain available.

The tails, however, differ by token. In the Q-Q plots (Fig.4(b)), WBNB shows the heaviest right tail, with a small set of trades pushing sample quantiles well above the normal line, followed by a milder but visible tail for USDT. By contrast, USD1 and USDC remain

⁹We emphasize that the address $0\text{x}ffff \dots fffe$ observed in our dataset is not the official payout contract defined in BEP-322. Instead, it represents validator’s revenue income (Appendix A.1). The actual payout mechanism in BSC’s PBS is implemented through a designated smart contract invoked by a zero-gas accounting transaction.

more tightly clustered around the diagonal, with fewer and smaller deviations at the upper end. This indicates that while all four tokens exhibit non-Gaussian, skewed payoffs, outsized wins are more likely on WBNB and USDT routes than on USD1/USDC.

We conclude that MEV on BSC is predominantly low-margin, but a handful of high-return outliers, especially in WBNB and USDT paths, contribute disproportionately to aggregate builder revenue.

4.2 Profits by Builder (Fig.5)

To make builder comparisons consistent, we convert all profits into USD ($\text{WBNB} = \$891.78$, Nov 26, 2025; $\text{USDT/USD1/USDC} = \1)¹⁰.

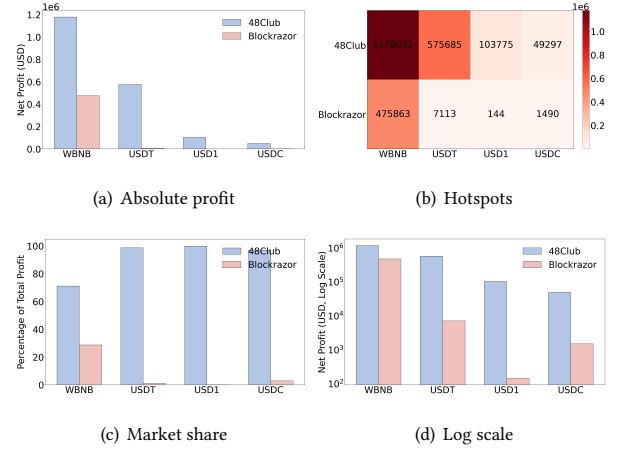


Figure 5: MEV profit concentration by builder and token. (a) Absolute profits by token type show that *48Club* earns substantially more than *Blockrazor* in every asset. (b) The heatmap reveals that the main profit hotspot is the *48Club-WBNB* combination, with USDT and USD1 as secondary centers. (c) Market-share bars indicate that *48Club* captures around 70% of WBNB profit and over 95% of profit in the three stablecoins. (d) On a log scale, *Blockrazor*’s profits become visible but remain one to two orders of magnitude below *48Club*, confirming strong builder concentration.

The results show a strong imbalance (Fig.5(a)). *48Club* dominates overall, capturing on the order of one million USD in total profit, while *Blockrazor* remains substantially smaller, with profits that are typically one order of magnitude lower. For *48Club*, WBNB is the largest contributor (1.18 M USD), followed by USDT (0.58 M USD), USD1 (0.10 M USD), and a smaller tail in USDC (0.05 M USD). By contrast, *Blockrazor*’s activity is heavily concentrated in WBNB (0.48 M USD), with only marginal profits in the stablecoins.

Per-token shares (Fig.5(c)) further underline this concentration. In WBNB, *48Club* captures roughly 70% of total profit, while *Blockrazor* accounts for the remaining 30%. In the three stablecoins, however, *48Club* effectively monopolizes extraction, accounting for more than 95% of profit in USDT, USD1, and USDC. The heatmap in Fig.5(b) highlights the *48Club-WBNB* cell as the primary hotspot,

¹⁰As a robustness check, we also recomputed all profit figures using a time-varying WBNB/USD rate based on daily close prices over our measurement window. This shifts absolute USD totals slightly but does not change any of our qualitative findings about builder concentration or token-level rankings, so we present the simpler fixed-rate numbers in the main text for readability.

with *48Club*'s USDT and USD1 positions forming secondary, but still dominant, profit centers.

On a log scale (Fig.5(d)), *Blockrazor*'s bars become visible yet remain one to two orders of magnitude below *48Club* across all tokens. The overall ordering of profit levels $WBNB > USDT > USD1 > USDC$, indicates that both builders focus on the deepest and most liquid pools. However, *48Club* consistently captures the overwhelming share of the available surplus. In summary, MEV profit on BSC remains highly concentrated by both builder and token, with *48Club* controlling most of the value extracted.

4.3 Profits by Proposer (Fig.6)

We also examine how profits are split between builders and proposers. Fig.6(a) shows that *48Club* distributes proposer payouts across tokens, with WBNB (including swapped flows) as the dominant contributor and substantial additional contributions from USDT, followed by smaller shares from USD1 and USDC. In contrast, *Blockrazor*'s proposer payouts are concentrated in WBNB-related flows, with negligible contributions from other native tokens.

Decomposing WBNB in Fig.6(b) reveals important structural differences. For *48Club*, proposer payouts are funded by a mix of native WBNB and swapped stablecoins, with Swapped USDT and Swapped USD1 playing significant but complementary roles. For *Blockrazor*, proposer payouts are dominated by swapped stablecoins particularly Swapped USDT and Swapped USDC, while native WBNB accounts for only a small fraction. This indicates that *Blockrazor*'s proposer incentives are primarily derived from stablecoin-based arbitrage paths rather than direct WBNB profits.

The results suggest two different styles: *48Club* spreads activities across multiple tokens and invests heavily in proposer alignment, while *Blockrazor* concentrates on a few stablecoin routes and keeps more profit. Importantly, over the full observation window, *48Club* consistently allocates a higher fraction of its arbitrage profits to proposers across tokens, and this allocation remains relatively stable. *Blockrazor*, despite much larger absolute proposer payouts in the new data, retains a higher share of its gains overall, resulting in proposer compensation that is more concentrated and path-dependent. These patterns reinforce our interpretation that *48Club* explicitly sacrifices part of its margin to secure durable proposer cooperation, whereas *Blockrazor* relies on scale and concentrated arbitrage flows rather than broad-based proposer alignment.

4.4 Swap Paths by Builder (Fig.7)

A key question is how builders design their arbitrage routes. Fig.7(a) and 7(b) show the distribution of swap counts per transaction for *48Club* and *Blockrazor*.

Most trades from both builders still rely on short paths: two- and three-swap routes account for the majority of their activity, confirming that simple arbitrage and triangular cycles remain the dominant strategies on BSC. However, the height of the bars in Fig.7(a) reveals subtle differences. *48Club* is heavily concentrated in two-swap bundles, with three-swap paths as a clear second choice, whereas *Blockrazor* spreads more mass into three- and four-swap transactions and shows a gradual drop-off as path length increases.

The tail behaviour (Fig.7(b)) is clearer in the cumulative distribution. Almost all of *48Club*'s transactions finish by four to five swaps,

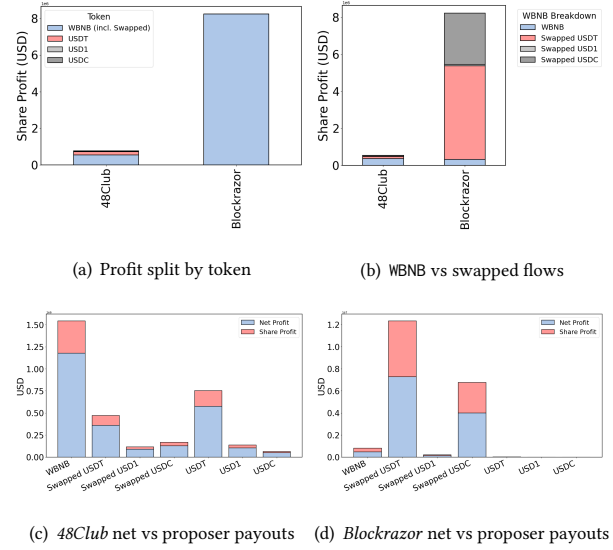


Figure 6: Proposer payouts by builder. (a) *48Club* spreads payouts across several tokens, while *Blockrazor* focuses on WBNB-related flows. (b) Swapped stablecoins form a large share of proposer payouts. (c) *48Club* allocates substantial payouts across tokens. (d) *Blockrazor* keeps more profit and pays validators less.

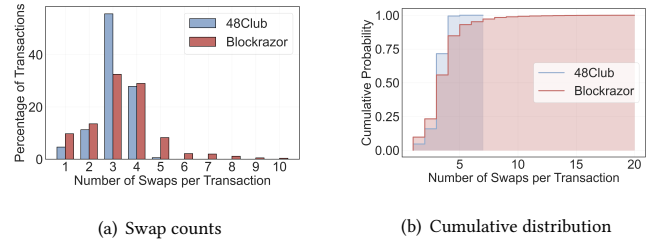


Figure 7: Swap-path complexity by builder. (a) Most trades use two or three swaps, showing a reliance on simple and triangular arbitrage. (b) *Blockrazor* more often takes longer paths with up to 10–20 swaps, while *48Club* remains concentrated in short routes.

while *Blockrazor* continues to take routes with up to 10–20 hops, even if these account for only a small share of its flow. This suggests that *48Club* prioritises speed and gas efficiency by concentrating on short paths, while *Blockrazor* occasionally experiments with longer multi-hop strategies that may capture niche spreads at higher cost. Any hop limits or stricter gas-based penalties would therefore fall more heavily on *Blockrazor*, underlining the need for mitigation measures that account for heterogeneous builder styles rather than assuming a single routing pattern.

4.5 Profits by Path Length (Fig.8)

Building on the analysis of swap-path choices, we next examine whether taking longer routes actually leads to better outcomes or simply adds costs. This question is central to MEV strategy design.

Using transaction-level data, we compare path length with profit outcomes and capital efficiency across builders and tokens.

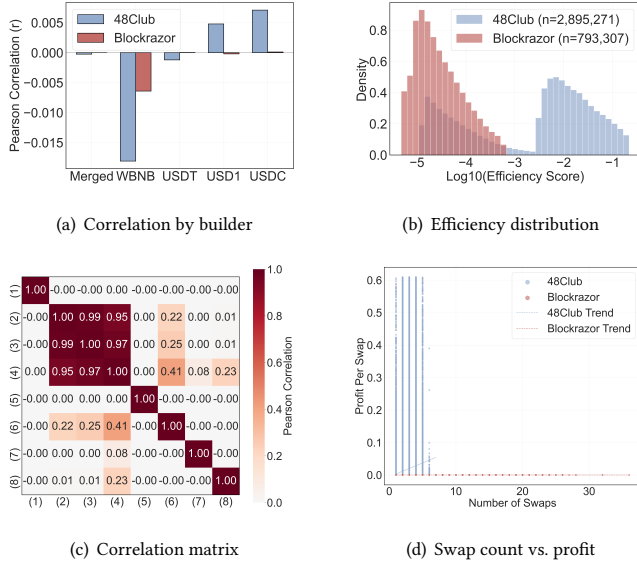


Figure 8: Builder efficiency by path length. (a) Longer paths do not lead to higher profits; correlations between swap count and profit per swap are near zero for both builders. (b) *48Club* is far more efficient than *Blockrazor*, with efficiency scores separated by several orders of magnitude. (c) Profit links across tokens are weak and show trade-offs between volume and profitability (swap_count: number of swaps; profit_per_swap: average profit per swap; efficiency_score: profit per unit of capital or risk; profit_to_fee_ratio: net profit divided by total fees; WBNB/USDT/USD1/USDC_profit_rate: fraction of total profit realised in each settlement token). (d) Profitable routes concentrate in two- or three-swap paths, with longer ones yielding little additional gain.

The correlations in Fig.8(a) are all very close to zero for both *48Club* and *Blockrazor*, indicating that, on average, adding more swaps does not systematically increase or decrease profit per swap. The scatter plot in panel (d) reinforces this: *48Club*'s profitable routes are concentrated in two- and three-swap bundles, with profit per swap quickly tapering off as paths extend; *Blockrazor*'s points hug the horizontal axis across all path lengths, showing little incremental gain from complexity. At the same time, efficiency distributions in panel (b) diverge sharply. *48Club*'s \log_{10} efficiency scores cluster roughly two to three orders of magnitude to the right of *Blockrazor*'s, meaning that the same unit of deployed capital generates far more net profit for *48Club*. The correlation matrix in panel (c) shows that core efficiency metrics (swap_count, profit_per_swap, efficiency_score, profit_to_fee_ratio) are almost perfectly aligned internally, but only weakly connected to token-specific profit rates, suggesting that builder edge stems from execution quality rather than any single asset lane.

These findings indicate that path length alone is not a driver of success. Strategic route selection, superior pricing models, and timely information matter far more than sheer complexity. For protocol design, this implies that modest hop limits or incentives

against overly long routes could curb wasted gas and reduce externalities without harming overall MEV efficiency, while still allowing sophisticated builders to capture genuinely profitable opportunities.

4.6 Activities/Profits Over Time (Fig.9)

To examine how builder activity and profits evolve over time, we track daily metrics across the full June–December window and apply a non-parametric trend test that does not assume normality.

The contrast between volume and profit is striking. In Fig.9(a), *48Club* drives the early wave of activity, ramping from a few thousand transactions per day in early June to peaks around 60,000 by mid-summer. From September onward, *Blockrazor* catches up and at times exceeds 80,000 transactions per day, briefly overtaking *48Club* in raw volume. Yet Fig.9(b) shows that *48Club* continues to generate the dominant share of profit, with repeated spikes up to tens of thousands of WBNB-equivalent units, while *Blockrazor* remains close to the horizontal axis and its trend line stays zero.

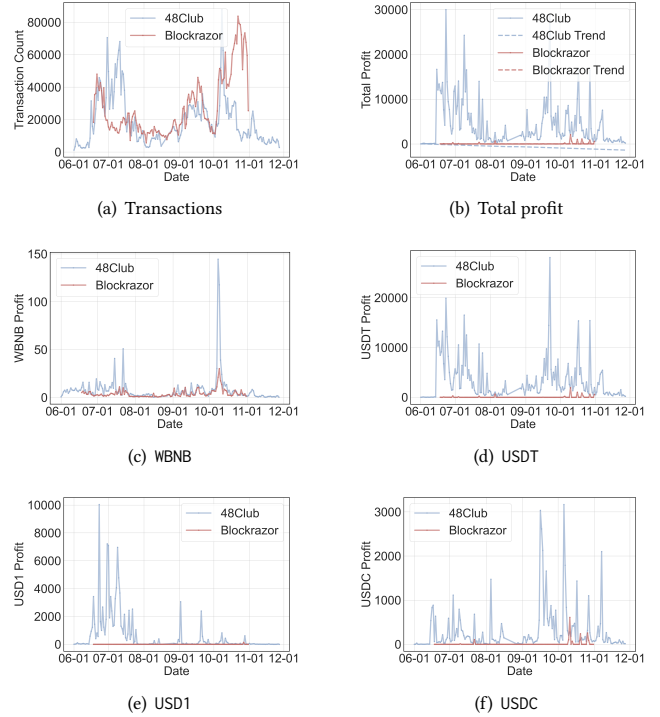


Figure 9: Trends in MEV activity and profits on BSC. (a) Both builders scale daily transactions over time, with *48Club* leading early and *Blockrazor* overtaking in volume later in the period. (b) *48Club* captures most of the cumulative profit despite *Blockrazor*'s later volume surge. (c) WBNB shows opportunistic profit spikes without a persistent trend. (d) USDT generates repeated profit bursts, mainly for *48Club*. (e) USD1 profits appear in episodic clusters tied to protocol events. (f) USDC remains relatively stable with limited profit opportunities.

Token-level panels reveal how this profit gap emerges. WBNB profits (Fig.9(c)) show short-lived bursts for both builders but no

persistent upward trend. USDT (Fig.9(d)) produces frequent and sizeable profit spikes for *48Club* throughout the period, while *Blockrazor* captures only thin traces. USD1 (Fig.9(e)) shows clustered profit episodes that align with protocol, followed by long quiet stretches. USDC (Fig.9(f)) exhibits occasional spikes but overall remains the least profitable lane, with low median returns for builders.

These patterns indicate that MEV on BSC is shaped by both builder strategy and token microstructure. *Blockrazor* eventually matches or exceeds *48Club* in transaction count, but *48Club* converts order flow into profit far more effectively, particularly in USDT and USD1 pools. Profitability is therefore not just volume-driven but strongly token-dependent.

4.7 Centralisation in MEV Assets (Fig.10)

We also measure the degree of centralisation in MEV assets by combining two perspectives: the intervention risks each token carries and the share of routing volume it supports.

We assign each asset a normalized ‘centralisation risk’ score in [0,1] based on three binary features: (i) whether the issuer or bridge contract can unilaterally freeze balances, (ii) whether redemptions depend on a single custodian or multisig, and (iii) whether the asset inherits risk from an external chain (e.g., via wrapped BTC). We then take the average across these features to obtain the score.

The results (Fig.10(a)) show that USDT and USDC score the highest on blacklistability and custodial dependence, while WBTC inherits similar fragility through bridge custodians. DAI is safer but still relies on governance and real-world collateral. By contrast, WBNB is the least risky as a natively wrapped, non-blacklistable token.

Despite this spectrum of risk, most MEV activities continue to flow through the riskier assets. Stablecoins and wrapped tokens together account for about two-thirds of routing volume, meaning that builders systematically rely on intermediates that can be censored or frozen. Even when final settlement occurs in WBNB, the majority of liquidity paths remain dependent on centralised rails, leaving the system fragile to external intervention (Fig.10(b)).

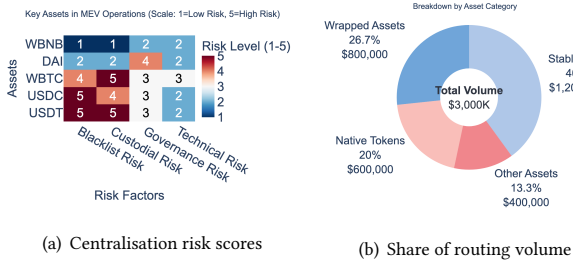


Figure 10: Centralisation in MEV assets. (a) USDT/USDC and WBTC show the highest dependence on centralised issuers, while WBNB is the least exposed. (b) Stablecoins and wrapped assets dominate routing, making up two-thirds of total MEV volume.

4.8 Asset Flows in MEV Operations

We also analyse how MEV transactions actually move by tracing their origins, intermediate assets, and settlement venues (Fig.11).

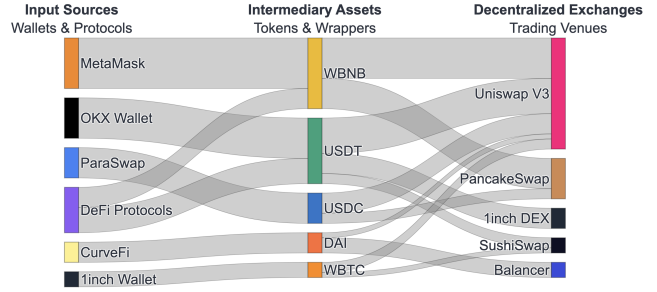


Figure 11: Asset flows. Most transactions originate from wallets and CEXes, route through USDT, USDC, and WBNB, and terminate on PancakeSwap or Uniswap V3.

Most flows start from MetaMask, CEX hot wallets, or aggregators, then route through USDT, USDC, and WBNB before settling mainly on PancakeSwap and Uniswap V3.

Here, we trace token flows up to a bounded number of hops ($k = 4$) from each arbitrage transaction by following Transfer events that leave builder-linked contracts and DEX pools. Addresses are then coarsely bucketed into categories (CEX hot wallets, EOAs using MetaMask, aggregators, and other contracts) based on known labels and heuristics. Flows that cannot be classified within k hops are grouped under ‘Other/Unknown’ and remain a small fraction of total volume.

The results confirm earlier observations: high profits are not linked to long or complex paths, but to a narrow set of high-liquidity pairs and venues. Liquidity is funneled through a small number of assets, many of them censorable stablecoins, making MEV both highly profitable and structurally fragile.

4.9 Answers from Data

We summarise our measurement results in a set of simple questions and answers.

Where is the profit? Profits concentrate heavily in a small corner of the ecosystem. A handful of top builders account for nearly all observed gains, with stablecoin pools (especially USDT and USD1) capturing the overwhelming majority of exploitable spreads (Fig.5(a), 5(b)). A closer inspection reveals that these spreads arise from recurring micro-imbalances between large, high-liquidity pools (e.g., PancakeSwap V2/V3 and Wombat). Builders repeatedly farm the *same price deviations*, rather than discovering new ones, and the distribution is extremely heavy-tailed. By contrast, WBNB and USDC opportunities mostly occur when liquidity fragments across forks or ephemeral pools, resulting in only thin, opportunistic margins. The allocation of profit is therefore uneven not only across builders but across the asset universe itself.

How to make profits? Arbitrage is achieved through simple cycles. Two- and three-swap paths dominate because they minimise exposure to slippage and latency, and they align with the builder’s ability to settle transactions within a single 3-second block. Attempts at longer routes exist, but their realised gains are negligible: beyond five hops, both the median and the 90th percentile profits collapse. Many of these longer paths are ‘forced expansions’ where builders append redundant swaps to satisfy routing constraints or to clear

dust balances, rather than to improve profitability. Execution characteristics reinforce this: the median gas cost per arbitrage is nearly flat across hop counts, and route length shows no predictive power for profit once builder identity is fixed. Order-flow priority and execution speed, not path complexity, determine success.

How do profits evolve over time? Within weeks, the leading builder’s daily transaction count expanded eightfold, and its share of total net profit converged to nearly 100% (Fig. 9(b)). Temporal dynamics at the token level provide additional texture.

- USDT: spreads compress steadily as arbitrage becomes saturated; profitable events become shorter and rarer.
- USD1: profits cluster in a few sharply defined windows tied to oracle irregularities or liquidity reshuffles, producing visible “profit bursts.”
- USDC: remains consistently barren across the entire window due to its thin native liquidity on BSC and the dominance of bridged alternatives.

These evolutions illustrate that extraction is not only centralised by actor but also temporally synchronised around stablecoin microstructure shifts.

Efficiency or complexity? Efficiency wins. Capital efficiency for the dominant builder exceeds competitors by up to 250× (Fig. 8(b)). The gap arises from concrete behavioural differences: top builders recycle capital aggressively, reuse identical routing templates, and batch several arbitrages within contiguous blocks whenever spreads re-open. Lower-tier builders execute more heterogeneous routes with inconsistent gas usage and poorer timing, often capturing only residual tail events. Complexity, in contrast, provides no systematic benefit. Across the dataset, longer paths correlate weakly with returns and often indicate that a builder lacked privileged access to the most profitable route.

Where does the flow originate and settle? Tracing asset movements shows that arbitrage bundles frequently originate from three sources: (i) user EOAs using aggregator front-ends, (ii) MetaMask-style wallets, and (iii) CEX hot wallets that synchronise balances across chains (Fig. 11). Regardless of origin, almost all flows squeeze through the same handful of rails—USDT, USDC, or WBNB—before settling primarily on PancakeSwap or Uniswap V3. The routing is short, repetitive, and structurally constrained: over 90% of flows pass through no more than two major pools, and the set of settlement venues is essentially fixed. This shows that MEV profits depend not only on privileged block access but on a narrow set of liquidity venues that act as “transport backbone” of the ecosystem.

5 STRUCTURAL RISKS IN BSC PBS

We now discuss the centralization (§5.1), censorship (§5.2), MEV inequality (§5.3) and latency impact (§5.4) in BSC.

5.1 More Centralized?

Ethereum PBS was designed to keep the builder market open, yet in practice only a few large builders dominate [18, 28–32]. BSC’s design amplifies this trend even further. A short block time and a small validator set make the network more centralised. We now examine how this happens.

Shorter block times affect builder behavior. With little time for multi-round negotiation, builders keep a persistent, low-latency link to the scheduled proposer and submit compact bids early, often bundling an immediate payload hand-off (i.e., a single round of bid+full block delivery). Because the proposer must execute the transactions to derive a valid header before signing, builders cannot hide contents behind a header. After bid acceptance, they must transmit the full transaction list quickly, which further compresses their latency budget.

This timing pressure pushes builders toward pre-positioned, high-frequency strategies: short and low-hop cycles (e.g., triangular or stablecoin routes), deterministic routing, and automated pipelines that minimize IO and validation overhead. Order flow is sourced through direct channels rather than relying on slow, mempool-wide propagation.

Searcher competition is disadvantaged! Our on-chain measurements only capture the part of MEV that is ultimately retained by builders and redistributed to proposers. In practice, many opportunities are first discovered by off-chain searchers who submit bundles via private auctions, and builders keep only the share they negotiate in these auctions. From the chain’s perspective, however, all such cycles are executed by builder-owned contracts and appear as “builder-driven” MEV. Our data show that any MEV that reaches the chain must pass through a very small number of whitelisted builders, giving them substantial control over which searchers are served and which bundles are forwarded to proposers.

The 3-second block interval and the whitelisted builder interface still put independent searchers at a disadvantage: they must negotiate with dominant builders under tight latency and information asymmetry, instead of interacting directly with proposers. First, they lack the time to detect and react to price gaps before builders act. By the time a searcher broadcasts to the mempool, a builder with direct access has already packaged the opportunity. Second, validators prefer reliable, high-paying builders, not random searchers with late or uncertain bundles. As a result, most searcher transactions either lose the race (v.s. [33]¹¹) or arrive only after the builder has captured the profit.

Validator–builder ties. On top of the whitelisted builder set, PoSA itself is highly concentrated: at any time only about 40–45 validators are active, and a handful of large staking pools routinely sign the majority of blocks. This makes it easier for top builders and validators to form long-lived bilateral relationships than in Ethereum’s much larger validator set.

Validators therefore form stable, long-term ties with top builders who consistently deliver profitable blocks. This relationship further reduces market openness: once a validator–builder channel is established, it is difficult for new entrants to compete. Compared to Ethereum’s larger, more diverse validator pool and public relays, BSC creates a narrower and more exclusive MEV market.

Our proposer-share analysis (§4.3) confirms this dynamic: *48Club* pays validators a large share of profits, securing long-term cooperation. *Blockrazor* retains more but loses ground. These strategies

¹¹On Ethereum’s open market, searchers can meaningfully participate [33]: they capture value when competition per opportunity is low, but as more searchers compete on the same opportunity, validators extract nearly all surplus; empirically, more backruns for the same opportunity correlate with higher proposer capture.

show that validator incentives are not neutral, but help determine which builders dominate and which fade away.

High operational bar. Even worse, because of both whitelist admission and strict timing, only builders with high-performance infrastructure can survive. The need for ultra-low latency networking, optimized mempool access, and pre-arranged transaction flows raises the entry bar much higher than on Ethereum. Over time, this may reinforce concentration, with only a handful of builders able to stay competitive.

Narrow MEV strategy space. Short block times also shape which MEV strategies remain viable. Simple triangular swaps or two-hop stablecoin routes dominate, since they can be executed quickly and reliably. More complex strategies are less practical under the three-second window, such as long multi-hop arbitrage, slow liquidations, or oracle-based attacks. This filtering effect narrows the diversity of MEV. Only fast, low-hop opportunities are favoured by builders.

Implications for rollups/L2s. BSC’s short block interval not only centralizes MEV on L1 but also pushes pressure upward to L2 protocols (e.g., [34, 35]). Rollups and sidechains that settle on BSC must adapt to very fast confirmation windows. On one hand, this shortens the time to finality for bridging and settlement. On the other, it reduces the reaction time for sequencers and bridge operators to guard against MEV, such as sandwiching or oracle manipulation [3, 36, 37]. Faster settlement thus improves user experience but increases risk, as defenses must react within just a few seconds.

5.2 More Censorship?

Censorship refers to selectively including or excluding transactions from blocks. On Ethereum, it rose to prominence after the Tornado Cash sanctions, where relays and validators began following OFAC listings [38, 39]. Because PBS centralises inclusion power, the mechanism amplifies such risks [40]. On BSC, these risks manifest more sharply. We examine four concrete dimensions.

Builders filter transactions. On BSC, proposers earn a share of builder profits (Fig. 6), giving them direct financial motivation to prioritise bids from whitelisted builders instead of public mempool traffic. Since only approved builders may submit bids, the block body is already pre-filtered long before it reaches the proposer. Our traces show that builders routinely drop low-fee or non-arbitrage transactions from their bundles when these reduce net profit, even if those transactions are otherwise valid. Validators reinforce this by enforcing a minimum 3 Gwei floor and occasionally inserting their own 1 Gwei transactions through private *inclusion lists*, bypassing normal mempool competition. The combined effect is a narrow and economically curated transaction set, where exclusion is not exceptional but a routine consequence of bundle construction.

Network favors insiders. Most validators operate behind private sentry nodes and maintain persistent peering channels with major builders. These low-latency, authenticated channels receive privileged ordering priority over the public P2P network. Our measurements show that public mempool transactions often arrive dozens of milliseconds later than builder-submitted bundles, enough to render them uncompetitive in a 3-second block competition. Privacy-enhancing transactions suffer the most: even without explicit filtering, they are rarely propagated through these private overlays.

This form of *soft* censorship emerges not from protocol-level rules but from networking topology.

Stablecoins add censorship. Censorship is not limited to block inclusion. The dominant assets on BSC—USDT and USDC—retain issuer-level freeze and blacklist functions. These mechanisms are actively used across chains (e.g., post-Multichain exploit freezes), and BSC inherits these constraints. A transfer included by a validator may still revert at the contract level if the address is frozen. Builders, whose rewards depend on reliable execution and payout, have an incentive to avoid routing arbitrage through addresses or pools associated with freeze risk. This leads to *asset-level* censorship: certain flows are never attempted because the token contract’s rules introduce asymmetric execution risk.

Private relays as gatekeepers. Although BEP-322 does not mandate relays, practice reveals a de facto relay ecosystem. Many BSC validators connect to commercial RPC or relay infrastructures such as *Bloxroute* to reduce propagation delays. These private channels apply their own onboarding, traffic shaping, and filtering policies [19, 41]. In several cases, they have already demonstrated selective suppression of sanctioned or “flagged” flows on Ethereum, and nothing prevents the same templates from being applied to BSC. For ordinary users relying on the public mempool, this produces a two-tier network: fast-path private channels for builders and approved clients, and a slow, congestion-prone path for everyone else. Filtering therefore becomes a structural property of relay access rather than a discretionary validator choice.

5.3 MEV Inequality in BSC

Block-building inequality. Ethereum-based analyses [7, 18, 32] quantify inequality using metrics such as true-value dispersion, second-best builder estimates, and inequality loss. Although our measurements do not replicate the same formal metrics, the empirical patterns on BSC indicate greater inequality in practice. The profit paths we observe—dominated by two- and three-hop stablecoin arbitrage—produce a narrow and deterministic opportunity structure. Builders able to secure the fastest private flow repeatedly capture nearly identical opportunities across consecutive slots, while slower builders rarely observe meaningful profit.

This dynamic collapses the effective competition set: in many epochs, proposers receive only a single viable bid, and the gap between the top builder and the next-best competitor exceeds an order of magnitude. Unlike Ethereum, BSC proposers face a skewed market. The absence of competitive bids implies that the realized MEV is effectively determined by the dominant builder’s pricing strategy rather than by auction pressure. The consequence is a structurally high level of block-building inequality that persists independently of validator rotation.

Latency as a source. Although our measurements do not directly capture network-level latency, several on-chain behaviours indirectly reveal how timing shapes MEV outcomes on BSC. Most notably, arbitrageable price deviations on USDT, USD1, and WBNB pools persist for only 150–400 ms, and builder-submitted transactions consistently occupy the earliest intra-block positions, while searcher-originated transactions almost never preempt a builder. These patterns indicate that MEV extraction on BSC operates on a sub-second timescale, even though block intervals are 3 seconds.

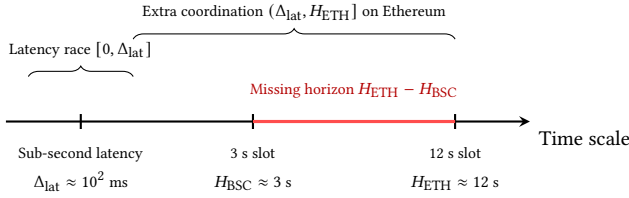


Figure 12: Schematic time scales for MEV competition. An MEV opportunity exists over a short latency window of length $\Delta_{\text{lat}} \approx 10^2$ ms. Ethereum’s block-building horizon $H_{\text{ETH}} \approx 12$ s leaves a long tail $(\Delta_{\text{lat}}, H_{\text{ETH}}]$ for coordination, whereas BSC’s horizon $H_{\text{BSC}} \approx 3$ s collapses this region. The red segment highlights the contestable horizon $H_{\text{ETH}} - H_{\text{BSC}}$ missing on BSC.

This divide between block time and opportunity time is central. A builder that receives order flow 30 ms earlier than its competitors can compute and submit a route while the deviation is still profitable; a builder that arrives 80–120 ms later typically observes a market that has already been arbitrated or rebalanced. Expected returns decay sharply after the first 100 ms and fall below gas cost around 200 ms (Fig. 12), creating a near-binary success profile: early arrivals capture the entire opportunity, while later arrivals consistently observe stale quotes.

This latency sensitivity is amplified by BSC’s whitelisted PBS design. Once the proposer accepts the first valid bid, slower builders have no pathway to inject an alternative bundle, even if their route is more profitable. Execution therefore follows a winner-takes-all dynamic. By contrast, Ethereum’s 12-second slots allow late-arriving transactions to be included without competing in a sealed bid race, softening the effect of small latency skew and giving searchers a wider participation range.

We conclude that MEV extraction on BSC operates at the millisecond scale. Block time determines when results are finalised; opportunity time determines who captures the profit. The gap between these two timescales introduces structural inequality: actors with privileged, low-latency connectivity consistently win, while others (i.e., searchers or smaller builders) rarely reach the proposer within the profitable window.

5.4 Missing Horizons (Fig. 12)

We also identify a structural constraint of BSC’s PBS that we call the *missing horizon*—the portion of the block-building interval in which MEV competition *could* occur but structurally cannot. This horizon exists on Ethereum but is effectively absent on BSC.

The block-building horizon. For any MEV opportunity, block construction unfolds along two distinct temporal regions. The first is a short *latency race window* of roughly $\Delta_{\text{lat}} \approx 10^2$ ms, during which builders compete to be the first to deliver a profitable bundle. Both Ethereum and BSC share this region.

The second region—unique to longer-slot designs—is the *coordination window* $(\Delta_{\text{lat}}, H]$, where H is the chain’s block-building horizon. In Ethereum’s 12-second slot, this window spans nearly an order of magnitude more time than the latency interval. Within it, builders can rebid, resubmit improved blocks, substitute transactions, or cede flow to better builders via the relay. This is where competition equalizes the market and prevents latency monopolies.

Missing horizon. On BSC, the block-building horizon is only $H_{\text{BSC}} \approx 3$ s. After subtracting the sub-second latency window, almost no usable time remains. Proposers do not wait for secondary bids; builders cannot meaningfully revise or replace blocks; and no coordination mechanisms (such as relays, sealed headers, or late substitution) can operate. Thus the effective coordination window on BSC is vacuous: $(\Delta_{\text{lat}}, H_{\text{BSC}}] \approx \emptyset$.

We define the gap $H_{\text{ETH}} - H_{\text{BSC}}$ as the *missing horizon*—the region of MEV competition that exists on Ethereum but is structurally unattainable on BSC. This gap represents *lost contestability*: opportunities that, on Ethereum, would have received multiple bids, undergone relay filtering, or been improved by slower builders, but on BSC are awarded solely according to arrival time.

6 Further Discussions

6.1 Why does BSC represent an extreme case of PBS centralization?

Our findings illustrate that BSC amplifies several structural tendencies inherent to proposer-builder separation. Short slot times magnify the impact of latency advantages; whitelisting restricts builder entry and freezes market structure; private orderflow channels concentrate opportunities; and the small PoSA validator set facilitates persistent proposer-builder ties. These properties interact **multiplicatively** rather than additively: each factor reinforces the others, producing a highly centralized MEV extraction pipeline.

We can see that Ethereum has similar pressures (e.g., private flow dominance, builder inequality, and incentive distortions), but its relay architecture, larger validator set, and permissionless builder market introduce countervailing forces that prevent extreme concentration. BSC lacks these balancing mechanisms.

6.2 Mitigation Strategies for a Healthier PBS

We outline a non-exhaustive set of strategies, focusing on changes that are compatible with BSC’s design.

- *Introducing a lightweight relay layer.* Unlike Ethereum, BSC relies on direct builder-proposer communication, which exacerbates latency advantages and facilitates exclusive relationships. A lightweight relay (not necessarily as complex as MEV-Boost) could provide sealed-header forwarding, defend against bid stealing, and decouple builders from proposers. Even a minimal commit-reveal step would dampen the advantage of privileged network positioning and allow proposers to evaluate multiple bids fairly within BSC’s 3-second slot.
- *Expanding the builder whitelist with transparent entry rules.* The current whitelist restricts competition and entrenches existing builder dominance. Establishing transparent criteria for new entrants (e.g., liveness guarantees, performance, or minimum hardware requirements) would lower the barrier for challenger builders. Periodic re-evaluation of whitelisted builders could further prevent long-term market capture and reduce the likelihood of proposer-builder collusion.
- *Opening partial orderflow sources.* Our measurements show that profitable arbitrage flow rarely reaches the public mempool. Introducing optional public orderflow channels could diversify opportunity access and weaken the monopoly held by private

RPC endpoints. Even a small fraction of publicly accessible flow would enable new builders to bootstrap, observe real competition patterns, and estimate expected true-value more accurately.

- *Enforcing proposer-side minimum-bid or diversity filters.* Validators currently accept nearly all blocks from dominant builders, even when no competitive bids exist. Simple proposer-side policies (e.g., requiring bids from at least two builders when available, or imposing minimum-revenue thresholds relative to slot-level MEV estimates) could reduce proposer dependence on a single builder and discourage uncompetitive bids. These mechanisms would also increase proposer revenue, which is disproportionately low on BSC due to 0-gas-price blocks.

6.3 Limitations and Biases

Our measurements focus on the two dominant builders whose arbitrage contracts are publicly identifiable on-chain. While smaller builders may also conduct MEV activities, their block share is negligible and does not affect our concentration results. The dataset covers mid-2025 onwards, when builders began executing arbitrage directly; earlier periods were largely searcher-driven and are therefore not comparable.

We measure only on-chain observable activity. Private RPC order flow between searchers and builders cannot be inspected directly, and we do not observe off-chain profit splits. However, these limitations do not affect block-level dominance, as builder identities remain visible regardless of transaction origin. Accordingly, our statements about searcher competitiveness should be interpreted as structural observations about access to block construction rather than precise estimates of searcher margins.

Our analysis focuses on arbitrage-based MEV, which dominates builder-executed activity during the observed period. Other MEV forms (e.g., backrunning or liquidations) occur far less frequently and do not materially influence concentration metrics.

Finally, although our labelling captures over 95% of builder-linked activity, a small number of short-lived contracts may remain unlabelled. Such omissions would only reduce the measured activity of minor builders and therefore do not affect our conclusions on dominance, profit distribution, or market concentration.

7 Extended Related Work

The core studies were addressed earlier; we add a brief extension.

MEV in different forms. Beyond typical strategies of frontrunning, backrunning, or sandwiching [1, 36, 42–44], MEV operates in a variety of other arbitrage types. Non-atomic arbitrage across DEXes [45] accounted for more than a fourth of Ethereum’s largest DEX volume after the Merge, with just eleven searchers responsible for over 80% of the identified \$132B flow. CEX–DEX arbitrage [46] was measured at over \$230M, where price gaps between centralized and decentralized exchanges were exploited, again with only a handful of searchers capturing the majority. Cross-chain arbitrage [47] reported \$868M of volume within a year, dominated by a few large players. Cross-rollup arbitrage [48] occurred 2–3× more often than on the Ethereum mainnet, though with lower trade sizes, and persisted across 10–20 blocks.

Time also creates new MEV opportunities. Ethereum’s move to PoS enabled *waiting games* [49], where validators strategically delay

block proposals to capture additional arbitrage. Recent analyses [50] further show that auctioning off time advantages can boost validator profit without breaking consensus. Schwarz et al. [51] model time-delay strategies in PBS explicitly and show that such timing games can persist even under competitive builder markets.

MEV mitigation solutions. We noted four types of countermeasures [4, 52, 53]. Auction platforms (e.g., Flashbots, MEV-Boost, SUAVE) move transaction ordering off-chain to reduce fee wars but raise centralization/censorship concerns [54, 55]. Time-based ordering enforces arrival-time fairness [56–60] at the protocol layer, though it risks latency races and stronger synchrony assumptions. Content-agnostic ordering hides transaction details via commit–reveal or hardware-assisted encryption [61–63], limiting frontrunning but requiring extra trust or cryptographic support. Application-layer designs (e.g., batch auctions [64], redistribution [65], or inclusion lists [40]) embed MEV-resistance directly in DeFi protocols [66], with inclusion lists constraining builders by enforcing minimum transaction sets to mitigate censorship.

These countermeasures remain conceptually relevant for BSC’s PBS, but their effectiveness is constrained by PoSA’s design: auction platforms may further centralize, fairness-based ordering is harder to enforce under tight latency, while only application-level mitigations appear readily transferable.

Decentralization of PBS. Recent studies [7, 18, 28, 32] show that today’s builder market is highly centralized. In Ethereum, two builders have been producing 85–90% of blocks. The concentration has led to significant proposer losses. Many block proposers do not receive the full MEV value because dominant builders only bid slightly above the next-best bids. Moreover, private order flow [18, 19, 41] makes things worse. Top builders gain access to private transaction order flow (from searchers or order-flow providers) that others cannot, creating a feedback loop where market share begets more exclusive flow. This centralization is even more pronounced in Binance’s PoSA setting. The small validator set and shorter block intervals are shorter, amplifying builders’ structural advantages.

Binance’s PoSA. BSC adopts PoSA [15, 17], which organizes time into epochs and slots (3s per slot). In each epoch, a small committee of validators, elected via stake delegation, takes turns proposing and sealing blocks. Because validator turnover is infrequent due to high staking costs, the set remains relatively static.

The resulting short block interval limits the time window available for searchers/builders to capture MEV. This has two implications: it may constrain complex cross-pool or cross-chain arbitrage, while simultaneously amplifying the advantages of builders with low-latency infrastructure or privileged order flow. How PoSA’s fast-paced consensus interacts with a builder market remains unclear. We leave it for the next exploration.

8 Conclusion

Binance’s PBS is more centralized than Ethereum in both participation scale and block production dominance (with only two builders producing 96%+ of blocks) due to its specialized design. The centralization enables builders to capture nearly all MEV (with the two accounting for 92%+ of profits). Binance also shows weaker censorship resistance, reduced structural fairness, and diminished MEV competition. We empirically demonstrate these claims.

References

- [1] Philip Daian, Steven Goldfeder, Tyler Kell, Yunqi Li, Xueyuan Zhao, Iddo Bentov, Lorenz Breidenbach, and Ari Juels. Flash boys 2.0: Frontrunning in decentralized exchanges, miner extractable value, and consensus instability. In *IEEE Symposium on Security and Privacy (SP)*.
- [2] Kaihua Qin, Liyi Zhou, and Arthur Gervais. Quantifying blockchain extractable value: How dark is the forest? In *IEEE Symposium on Security and Privacy (SP)*, pages 198–214, 2022.
- [3] Liyi Zhou, Xihan Xiong, Jens Ernstberger, Stefanos Chaliasos, Zhipeng Wang, Ye Wang, Kaihua Qin, Roger Wattenhofer, Dawn Song, and Arthur Gervais. Sok: Decentralized finance (DeFi) attacks. *IEEE Symposium on Security and Privacy (SP)*, 2023.
- [4] Lioba Heimbach and Roger Wattenhofer. Sok: Preventing transaction reordering manipulations in decentralized finance. In *Advances in Financial Technologies (AFT)*, 2022.
- [5] Lioba Heimbach, Lucianna Kiffer, Christof Ferreira Torres, and Roger Wattenhofer. Ethereum’s proposer-builder separation: Promises and realities. In *Proceedings of the ACM on Internet Measurement Conference (IMC)*, pages 406–420, 2023.
- [6] Dominic Grandjean, Lioba Heimbach, and Roger Wattenhofer. Ethereum proof-of-stake consensus layer: Participation and decentralization. In *International Conference on Financial Cryptography and Data Security (FC)*, 2024.
- [7] Sen Yang, Kartik Nayak, and Fan Zhang. Decentralization of Ethereum’s builder market. In *IEEE Symposium on Security and Privacy (SP)*, 2025.
- [8] Fei Wu, Thomas Thiery, Stefanos Leonardos, and Carmine Ventre. To compete or collude: Bidding incentives in Ethereum block building auctions. In *Proceedings of the ACM International Conference on AI in Finance*, 2024.
- [9] Burak Öz, Danning Sui, Thomas Thiery, and Florian Matthes. Who wins Ethereum block building auctions and why? *arXiv preprint arXiv:2407.13931*, 2024.
- [10] Fei Wu, Thomas Thiery, Stefanos Leonardos, and Carmine Ventre. Strategic bidding wars in on-chain auctions. In *IEEE International Conference on Blockchain and Cryptocurrency (ICBC)*, pages 503–511, 2024.
- [11] Binance Official. Advancing BNB chain’s MEV landscape: Embracing proposer-builder separation (PBS) of BSC. <https://www.bnbchain.org/en/blog/advancing-bnb-chains-mev-landscape-embracing-proposer-builder-separation-pbs-of-bsc>, 2023.
- [12] Binance Official. Unlocking the potential of MEV on BNB chain: A guide for builders and validators. <https://www.binance.com/en-NG/square/post/2024-06-08-unlocking-the-potential-of-mev-on-bnb-chain-a-guide-for-builders-and-validators-9201441451362>, 2024.
- [13] Binance Official. BEP-322: Builder API specification for BNB Smart Chain. <https://forum.bnbchain.org/t/bep-322-builder-api-specification-for-bnb-smart-chain/2223>, 2023.
- [14] Binance Official. BNB smart chain builder proxies. <https://docs.bnbchain.org/bsc-smart-chain/validator/mev/user-guide/#builder-proxies>, 2025.
- [15] BSC Team. BEP-126: Introduce fast finality mechanism. <https://forum.bnbchain.org/t/bep-126-draft-introduce-fast-finality-mechanism/123>, 2024.
- [16] BSC Team. BNBchain forum: Everything about fast finality. <https://forum.bnbchain.org/t/fq-everything-about-fastfinality/1345>, 2024.
- [17] Rujia Li, Jingyuan Ding, Qin Wang, Keting Jia, Haibin Zhang, and Sisi Duan. Does finality gadget finalize your block? a case study of Binance consensus. *USENIX Security Symposium (USENIX Sec)*, 2025.
- [18] Shuzheng Wang, Yue Huang, Wenqin Zhang, Yuming Huang, Xuechao Wang, and Jing Tang. Private order flows and builder bidding dynamics: The road to monopoly in Ethereum’s block building market. In *Proceedings of the ACM on Web Conference (WWW)*, 2025.
- [19] Xingyu Lyu, Mengya Zhang, Xiaokuan Zhang, Jianyu Niu, Yinqian Zhang, and Zhiqiang Lin. Demystifying private transactions and their impact in PoW and PoS Ethereum. *arXiv preprint arXiv:2503.23510*, 2025.
- [20] Ben Weintraub, Christof Ferreira Torres, Cristina Nita-Rotaru, and Radu State. A flash (bot) in the pan: Measuring maximal extractable value in private pools. In *Proceedings of the ACM Internet Measurement Conference (IMC)*, 2022.
- [21] Dune. BNB smart chain MEV stats. <https://dune.com/bscchain/bsc-smart-chain-mev-stats>, 2025.
- [22] Chainspec. Polygon dashboard for block time. <https://chainspect.app/chain/polygon>, 2025.
- [23] Avalanche. Avalanche builder hub tool. <https://build.avax.network/>, 2025.
- [24] Chainspec. Avalanche dashboard for block time. <https://chainspect.app/chain/avalanche>, 2025.
- [25] Solana Official. Solana: Understanding block time. <https://docs.chainstack.com/docs/solana-understanding-block-time>, 2025.
- [26] cracksparrow00. MEV in BSC, is it still a thing? <https://forum.bnbchain.org/t/mev-in-bsc-is-it-still-a-thing/3688>, 2025.
- [27] Tommyhom. Builders are engaging in MEV #3218. <https://github.com/bscchain/bsc/issues/3218>, 2025.
- [28] Fei Wu, Thomas Thiery, Stefanos Leonardos, and Carmine Ventre. From competition to centralization: The oligopoly in Ethereum block building auctions. *European Conference on Artificial Intelligence (ECAI)*, 2025.
- [29] Davide Mancino, Alberto Leporati, Marco Viviani, and Giovanni Denaro. Decentralization or favoritism? an analysis of Ethereum transactions and maximal extractable value strategies. In *IEEE International Conference on Blockchain and Cryptocurrency (ICBC)*, pages 1–9, 2025.
- [30] Jonah Burian, Davide Cripas, and Fahad Saleh. MEV capture and decentralization in execution tickets. *arXiv preprint arXiv:2408.11255*, 2024.
- [31] Maryam Bahrani, Pranav Garimidi, and Tim Roughgarden. Centralization in block-building and proposer-builder separation. In *International Conference on Financial Cryptography and Data Security (FC)*, pages 331–349. Springer, 2024.
- [32] Tivas Gupta, Mallesh M Pai, and Max Resnick. The centralizing effects of private order flow on proposer-builder separation. In *5th Conference on Advances in Financial Technologies (AFT)*, 2023.
- [33] Akaki Mamageishvili, Christoph Schlegel, and Benny Sudakov. Searcher competition in block building. In *6th Conference on Advances in Financial Technologies (AFT)*, 2024.
- [34] Ozan Solmaz, Lioba Heimbach, Yann Vonlanthen, and Roger Wattenhofer. Optimistic MEV in Ethereum layer 2s: Why blockspace is always in demand. *Advances in Financial Technologies (AFT)*, 2025.
- [35] Christof Ferreira Torres, Albin Mamuti, Ben Weintraub, Cristina Nita-Rotaru, and Shweta Shinde. Rolling in the shadows: Analyzing the extraction of MEV across layer-2 rollups. In *ACM SIGSAC Conference on Computer and Communications Security (AsiaCCS)*, pages 2591–2605, 2024.
- [36] Liyi Zhou, Kaihua Qin, Christof Ferreira Torres, Duc V Le, and Arthur Gervais. High-frequency trading on decentralized on-chain exchanges. In *IEEE Symposium on Security and Privacy (SP)*, pages 428–445. IEEE, 2021.
- [37] Shayan Eskandari, Mehdi Salehi, Wanyun Catherine Gu, and Jeremy Clark. Sok: Oracles from the ground truth to market manipulation. In *ACM Conference on Advances in Financial Technologies (AFT)*, pages 127–141, 2021.
- [38] Qin Wang, Shange Fu, Shiping Chen, and Jiangshan Yu. A first dive into OFAC in DeFi space. In *International Conference on Financial Cryptography and Data Security (FC)*. Springer, 2023.
- [39] Xihan Xiong and Junliang Luo. Global trends in cryptocurrency regulation: An overview. In *The International Conference on Mathematical Research for Blockchain Economy (MARBLE)*, pages 71–92. Springer, 2024.
- [40] Sarisht Wadhwa, Julian Ma, Thomas Thiery, Barnabe Monnot, Luca Zanolini, Fan Zhang, and Kartik Nayak. AUCIL: An inclusion list design for rational parties. *Cryptology ePrint Archive*, 2025.
- [41] Mengya Zhang, Xingyu Lyu, Jianyu Niu, Xiaokuan Zhang, Yinqian Zhang, and Zhiqiang Lin. Breaking the privacy barrier: On the feasibility of reorganization attacks on Ethereum private transactions. In *Annual Computer Security Applications Conference (ACSAC)*, pages 439–455, 2024.
- [42] Qin Wang, Rujia Li, Qi Wang, Shiping Chen, and Yang Xiang. Exploring unfairness on proof of authority: Order manipulation attacks and remedies. In *ACM on Asia Conference on Computer and Communications Security (AsiaCCS)*, 2022.
- [43] Jianting Zhang, Wuhui Chen, Sifu Luo, Tiantian Gong, Zicong Hong, and Aniket Kate. Front-running attack in sharded blockchains and fair cross-shard consensus. In *Network and Distributed System Security (NDSS) Symposium*, 2024.
- [44] Jianting Zhang and Aniket Kate. No fish is too big for flash boys! frontrunning on dag-based blockchains. *Annual Computer Security Applications Conference (ACSAC)*, 2025.
- [45] Lioba Heimbach, Vabuk Pahari, and Eric Schertenleib. Non-atomic arbitrage in decentralized finance. In *IEEE Symposium on Security and Privacy (SP)*, 2024.
- [46] Fei Wu, Danning Sui, Thomas Thiery, and Mallesh Pai. Measuring CEX-DEX extracted value and searcher profitability: The darkest of the MEV dark forest. *Advances in Financial Technologies (AFT)*, 2025.
- [47] Burak Öz, Christof Ferreira Torres, Christoph Schlegel, Bruno Mazorra, Jonas Gebele, Filip Rezabek, and Florian Matthes. Cross-chain arbitrage: The next frontier of MEV in decentralized finance. *arXiv preprint arXiv:2501.17335*, 2025.
- [48] Krzysztof Gogol, Johnnatan Messias, Deborah Miori, Claudio Tessone, and Benjamin Livshits. Cross-rollup MEV: Non-atomic arbitrage across L2 blockchains. *arXiv preprint arXiv:2406.02172*, 2024.
- [49] Burak Öz, Benjamin Kraner, Nicolò Vallarano, Bingle Stegmann Kruger, Florian Matthes, and Claudio Juan Tessone. Time moves faster when there is nothing you anticipate: The role of time in MEV rewards. In *Proceedings of the Workshop on Decentralized Finance and Security (DeFi@CCS)*, pages 1–8, 2023.
- [50] Robin Fritsch, Maria Inês Silva, Akaki Mamageishvili, Benjamin Livshits, and Edward W Felten. MEV capture through time-advantaged arbitrage. *arXiv preprint arXiv:2410.10797*, 2024.
- [51] Caspar Schwarz-Schilling, Fahad Saleh, Thomas Thiery, Jennifer Pan, Nihar Shah, and Barnabé Monnot. Time is money: Strategic timing games in proof-of-stake protocols. In *5th Conference on Advances in Financial Technologies (AFT)*, 2023.
- [52] Carsten Baum, James Hsin-yu Chiang, Bernardo David, Tore Kasper Frederiksen, and Lorenzo Gentile. Sok: Mitigation of front-running in decentralized finance. In *International Conference on Financial Cryptography and Data Security (FC)*, pages 250–271. Springer, 2022.
- [53] Sen Yang, Fan Zhang, Ken Huang, Xi Chen, Youwei Yang, and Feng Zhu. Sok: MEV countermeasures. In *Proceedings of the Workshop on Decentralized Finance and Security (DeFi@CCS)*, pages 21–30, 2024.

- [54] Zhipeng Wang, Xihan Xiong, and William J Knottenbelt. Blockchain transaction censorship:(in) secure and (in) efficient? In *The International Conference on Mathematical Research for Blockchain Economy (MARBLE)*. Springer, 2023.
- [55] Anton Wahrstätter, Jens Ernstberger, Aviv Yaish, Liyi Zhou, Kaihua Qin, Taro Tsuchiya, Sebastian Steinhorst, Davor Svetinovic, Nicolas Christin, Mikolaj Barczentewicz, et al. Blockchain censorship. In *Proceedings of the ACM Web Conference (WWW)*, pages 1632–1643, 2024.
- [56] Vincent Gramoli, Zhenliang Lu, Qiang Tang, and Pouriya Zarbafian. AOAB: Optimal and fair ordering of financial transactions. In *Annual IEEE/IFIP International Conference on Dependable Systems and Networks (DSN)*, pages 377–388, 2024.
- [57] Wassim Yahyaoui, Joachim Bruneau-Queyreix, Jérémie Decouchant, and Marcus Völz. Mitigating front-running attacks through fair and resilient transaction dissemination. In *Annual IEEE/IFIP International Conference on Dependable Systems and Networks (DSN)*, 2025.
- [58] Christian Cachin, Jovana Micić, Nathalie Steinhauer, and Luca Zanolini. Quick order fairness. In *International Conference on Financial Cryptography and Data Security (FC)*, pages 316–333. Springer, 2022.
- [59] Yunhao Zhang, Srinath Setty, Qi Chen, Lidong Zhou, and Lorenzo Alvisi. Byzantine ordered consensus without byzantine oligarchy. In *USENIX Symposium on Operating Systems Design and Implementation (OSDI)*, pages 633–649, 2020.
- [60] Mahimna Kelkar, Soubhik Deb, Sishan Long, Ari Juels, and Sreeram Kannan. Themis: Fast, strong order-fairness in byzantine consensus. In *ACM SIGSAC Conference on Computer and Communications Security (CCS)*, 2023.
- [61] Rujia Li, Xuanwei Hu, Qin Wang, Sisi Duan, and Qi Wang. Transaction fairness in blockchains, revisited. *IEEE Transactions on Dependable and Secure Computing*, 2025.
- [62] Kushal Babel, Nerla Jean-Louis, Yan Ji, Ujval Misra, Mahimna Kelkar, Kosala Yapa Mudiyansele, Andrew Miller, and Ari Juels. PROF: Protected order flow in a profit-seeking world. *arXiv preprint arXiv:2408.02303*, 2024.
- [63] Pouriya Zarbafian and Vincent Gramoli. Aion: secure transaction ordering using TEEs. In *European Symposium on Research in Computer Security (ESORICS)*, pages 332–350. Springer, 2023.
- [64] Mengqian Zhang, Yuhao Li, Xinyuan Sun, Elynn Chen, and Xi Chen. Maximal extractable value in batch auctions. In *Proceedings of the ACM Conference on Economics and Computation (EC)*, pages 510–510, 2025.
- [65] Mengqian Zhang, Sen Yang, and Fan Zhang. RediSwap: MEV redistribution mechanism for CFMMs. *arXiv preprint arXiv:2410.18434*, 2024.
- [66] Erya Jiang, Bo Qin, et al. Decentralized finance (DeFi): A survey. *arXiv preprint arXiv:2308.05282*, 2023.
- [67] Massimo Bartoletti and Roberto Zunino. A theoretical basis for MEV. *International Conference on Financial Cryptography and Data Security (FC)*, 2025.

A Preparing Data

A.1 Extended Data Collection (cf. §3.1, §3.4)

This appendix expands the technical details underlying our data collection and processing.

Raw data acquisition. We collect raw blockchain data directly from BSC full nodes over the block ranges associated with *48Club* and *Blockrazor*. Our crawler retrieves:

- block headers, full block bodies, and transaction receipts;
- per-transaction execution traces via `debug_traceTransaction`;
- contract bytecode and emitted events for all addresses interacting with builder-linked contracts.

These artifacts form the basis for reconstructing swap paths, liquidity-pool interactions, and profit flows.

Path reconstruction and arbitrage identification. For each transaction initiated by a builder-owned contract, we rebuild its full execution path by parsing Swap, Sync, Transfer, and router-level events. A transaction is labeled as an arbitrage cycle if:

$$\text{asset}_{\text{in}} = \text{asset}_{\text{out}},$$

with multi-hop sequences treated as a single atomic opportunity. We further annotate path length, intermediate pools, and routing category (stablecoins, wrapped assets, or mixed).

Profit attribution rules. For each arbitrage we compute:

- *Gross profit*: raw output minus input (in token units),

- *Share profit*: any portion redirected to validator-revenue endpoints (e.g., `0xffff...fffe` observed in our traces; see §4.2 footnote),
- *Net profit*: builder-retained profit after subtracting share-profit and gas cost.

Special handling is required for:

- *Pool-routed profits*: surplus tokens routed directly into pools;
- *Intermediary-token dust*: negligible residuals left inside intermediary contracts.

Gas accounting. Gas consumption was extracted from receipts. We observed near-zero gas prices (0 Gwei) in most arbitrage transactions, consistent with the design of BSC PBS where builders compete via bids rather than gas fees. This feature shows the role of PBS in decoupling transaction execution from direct fee incentives.

Processing pipeline. Given dataset scale, we:

- deduplicate multi-route opportunities,
- normalize profit values into BNB-equivalent amounts using fixed reference WBNB prices (Nov 26, 2025), and
- aggregate per-builder/per-token/per-path statistics,
- remove malformed traces.

Each arbitrage entry is annotated with: base token, path length, pools used, gross/share/net profits, and redistribution endpoints. Random samples are manually checked against BscScan.

Validator’s income via `0xffff...fffe`. A recurring artefact is transfers to `0xffff...`, used in practice by builders to forward validator-side revenue. We attribute these flows by:

- extracting block proposer from consensus metadata,
- linking transfers to `0xffff...` in that block to the validator,
- grouping ambiguous cases under “Unknown/Other”.

Our method attributes over 95% of flows; the remainder is negligible.

A.2 Full Example and Algorithm

We show a simple trace excerpt from a *48Club* arbitrage:

```
Trace[0] Swap(USDT -> WBNB, pool=0xA1...,
  amt_in=1,000,000, amt_out=2.98)
Trace[1] Swap(WBNB -> USD1, pool=0xB4..., amt_in=2.98,
  amt_out=1,001,120)
Trace[2] Swap(USD1 -> USDT, pool=0xC7...,
  amt_in=1,001,120, amt_out=1,003,040)
Trace[3] Transfer(to=0xffff...fffe, amt=820) //
  validator share-profit
Trace[4] InternalTxn(to=builder_wallet, amt=1,920) //
  retained net profit
```

Reconstruction yields:

- Base token: USDT
- Path: USDT → WBNB → USD1 → USDT
- Gross profit: 3,040 units
- Share-profit: 820 units
- Net profit: 2,220 units (BNB-equivalent in analysis)

Arbitrage-cycle extraction (Algorithm 1). This procedure recovers the arbitrage cycle executed by a builder contract by scanning all swap-related events in a transaction trace. It outputs an ordered swap sequence when the entry and exit assets match.

Profit attribution (Algorithm 2). This procedure computes the three components of builder revenue for an arbitrage cycle: gross

Algorithm 1 ExtractArbitrageCycle(tx)

Input: trace events T of transaction tx **Output:** arbitrage cycle C or \perp

```
1:  $P \leftarrow []$   $\triangleright$  Initialize empty swap-sequence accumulator
2: for each event  $e$  in  $T$  do  $\triangleright$  Scan all trace events
3:   if  $e.type = \text{SWAP}$  then
4:      $\text{append}(e.token\_in, e.token\_out, e.pool)$  to  $P$ 
5:   if  $P = \emptyset$  then
6:     return  $\perp$ 
7:    $(a_{in}, \_) \leftarrow P[0]$ 
8:    $(\_, a_{out}) \leftarrow P[\text{last}]$   $\triangleright$  Extract entry and exit assets
9:   if  $a_{in} \neq a_{out}$  then  $\triangleright$  Entry  $\neq$  exit  $\Rightarrow$  not an arbitrage cycle
10:    return  $\perp$ 
11: return  $P$   $\triangleright$  Return the ordered arbitrage path
```

profit, redistributed share-profit (e.g., validator income), and final net profit. It aggregates explicit transfers as well as implicit pool-routed profits.

Algorithm 2 AttributeProfit(tx, P)

Input: transaction tx , arbitrage path P **Output:** (gross, share, net)

```
1:  $v_{in} \leftarrow$  input amount of base token
2:  $v_{out} \leftarrow$  output amount of base token
3:  $gross \leftarrow v_{out} - v_{in}$   $\triangleright$  Compute gross arbitrage profit
4:  $share \leftarrow 0$   $\triangleright$  Initialize redistributed portion
5: for each event  $e$  in  $tx$  do  $\triangleright$  Collect explicit and implicit redistribution
6:   if  $e.type = \text{TRANSFER}$  and  $e.to \in \{0xffff\dots, \text{sysAddrs}\}$  then
7:      $share \leftarrow share + e.amt$ 
8:   else if  $e.type = \text{SWAP}$  and  $e.pool\_sink = \text{true}$  then
9:      $share \leftarrow share + e.amt\_routed$ 
10:  $gas \leftarrow tx.gas\_used \times tx.gas\_price$   $\triangleright$  Compute gas cost (typically 0 Gwei in BSC PBS)
11:  $net \leftarrow gross - share - gas$   $\triangleright$  Builder-retained final profit
12: return (gross, share, net)
```

A.3 Builder List (cf. §3.2)

We obtained the list of active builders (Table 2) from BSC’s official GitHub repository¹² and cross-checked it with Dune¹³.

48Club is one of the earliest whitelisted builders and the most dominant, operating multiple endpoints across validators and capturing the majority of private order flow.

Blockrazor is a secondary but consistently active builder operating fewer endpoints with narrower arbitrage coverage, frequently appearing in validator logs and MEV dashboards.

¹² <https://github.com/bnb-chain/bsc-mev-info/blob/main/mainnet/builder-list.toml>

¹³ <https://dune.com/bnbchain/bnb-smart-chain-mev-stats>

Algorithm 3 ArbitrageRun — Instantiated Mixed-Path Execution

Input: Strategy $s \in \mathcal{S}$; transaction stream \mathcal{T} ; opportunity $O = f_s(\mathcal{T})$; optional evasion operator \mathcal{E} **Output:** Profit returned in WBNB at contract; share payout; retained remainder

```
1:  $(\langle T_0, \dots, T_n \rangle, \langle P_1, \dots, P_n \rangle, \langle F_1, \dots, F_n \rangle, \langle D_1, \dots, D_n \rangle) \leftarrow \mathcal{E}(O)$ 
2: Assert  $\#tokens = n+1, \#pools = n, \#flags = n, \#dirs = n$ 
3: Transfer  $A_0$  of  $T_0$  from user to contract
4:  $B_{pre} \leftarrow \text{bal}(\text{WBNB}, \text{contract})$ ;  $A \leftarrow A_0$ 
5: for  $i = 1$  to  $n$  do
6:    $(T_{in}, T_{out}, P) \leftarrow (T_{i-1}, T_i, P_i)$ 
7:    $\text{rcv} \leftarrow \text{contract}$  if  $i=n$  else  $P_{i+1}$ 
8:   Transfer  $A$  of  $T_{in}$  to  $P$ 
9:   if  $F_i = 0$  then  $\triangleright$  V3 exact-input
10:     $P.swap(\text{rcv}, D_i, +A, \text{PriceLimit}(D_i), \emptyset)$ 
11:   else  $\triangleright$  V2
12:    Compute  $(a_0, a_1)$  from  $D_i$ ; call  $P.swap(a_0, a_1, \text{rcv}, \emptyset)$ 
13:    $A \leftarrow \text{bal}(T_{out}, \text{rcv})$ 
14:   if  $P^* \neq \emptyset$  then  $\triangleright$  optional final hop to WBNB
15:     Transfer  $A$  of  $T_n$  to  $P^*$ 
16:      $P^*.swap(\text{contract}, D^*, +A, \text{PriceLimit}(D^*), \emptyset)$ 
17:  $B_{post} \leftarrow \text{bal}(\text{WBNB}, \text{contract})$ ; require  $B_{post} > B_{pre}$ 
18:  $\Delta \leftarrow B_{post} - B_{pre}$ ;  $\text{payout} \leftarrow \lfloor \Delta \cdot r / 10,000 \rfloor$ 
19: Unwrap payout WBNB  $\rightarrow$  BNB; transfer to  $0xffff\dots fffe$ 
20: return kept WBNB profit  $= \Delta - \text{payout}$ 
```

B Implement Instance (recall §2)

We explore how arbitrageurs can be abstracted into a generalized framework. Aligned with §2, here is a conceptual structure: arbitrageurs maintain a set of personalized strategies, apply them to transaction streams to identify profitable opportunities, and may adopt additional *evasion steps* (forbidden in [67]) such as routing through private relays or obscuring transaction patterns to protect their methods from replication or frontrunning.

Execution logic (Algorithm 3). This template shows how hidden strategies \mathcal{S} and optional evasion operators \mathcal{E} are integrated into concrete arbitrage executions on BSC.

The contract begins by parsing the descriptor (T, P, F, D) after applying any evasion operator \mathcal{E} (Alg. 3, line 1) and checks consistency (line 2). It then transfers the initial token amount A_0 into the contract (line 3) and records the baseline WBNB balance (line 4). For each hop (line 5), the current token amount is forwarded to the corresponding pool P_i (line 8), where either a V3 exact-input swap (lines 9–10) or a V2 swap (lines 11–12) is executed, and the output becomes the input for the next hop (line 13). If a final normalization hop P^* exists, the proceeds are swapped back to WBNB (lines 14–16). Finally, the contract checks profitability (line 17), computes the net surplus Δ and splits it according to share ratio r (line 18), unwrap the payout to BNB for validator distribution (line 19) while retaining the remainder as realized profit (line 20).

A light comparison. We note that prior formal models of MEV [67] rule out private order flow by assuming a “no shared secrets” setting. This assumption fits Ethereum’s PBS, where builders compete in an open relay market and all opportunities are assumed visible in the public mempool.

Table 2: Binance Builder List (May 31 - Nov 26, 2025)

Builder Brand	Builder Name & Address	Blocks	Integrated Validators	Market Share
<i>48Club-puissant</i>	(48Club-puissant-1) 0x487e5d . . . bb48 (48Club-puissant-2) 0x48a5ed . . . bb48 (48Club-puissant-3) 0x48fee1 . . . bb48 (48Club-puissant-4) 0x48b4bb . . . bb48 (48Club-puissant-5) 0x48b266 . . . bb48 (48Club-puissant-6) 0x4827b4 . . . bb48	6,119,452	45	56.71%
<i>Blockrazor</i>	(Blockrazor: Builder1) 0x5532cd . . . 7455 (Blockrazor: Builder2) 0x49d91b . . . 6149 (Blockrazor: Builder3) 0xba4233 . . . 7be1 (Blockrazor: Builder4) 0x539e24 . . . 5c53 (Blockrazor: Builder5) 0x500610 . . . e250 (Blockrazor: Builder6) 0x488e37 . . . 6448 (Blockrazor: Builder7) 0x0557e8 . . . a597	4,292,085	45	39.78%
<i>Jetbldr</i>	(Builder: jetbldr-1) 0x345324 . . . 3b4c (Builder: jetbldr-2) 0x36cb52 . . . ebb5 (Builder: jetbldr-3) 0x3ad612 . . . 06a8 (Builder: jetbldr-4) 0xfd3835 . . . dca1 (Builder: jetbldr-5) 0x7f5fbf . . . 69a3 (Builder: jetbldr-6) 0xa0cde9 . . . 9ab43	172,018	41	1.59%
<i>Bloxroute</i>	(Bloxroute: Builder1) 0xd4376f . . . fd52 (Bloxroute: Builder2) 0x2873fc . . . 388d (Bloxroute: Builder3) 0x432101 . . . 1c66 (Bloxroute: Builder4) 0x2b217a . . . 3ae7 (Bloxroute: Builder5) 0x0da52e . . . 6415 (Bloxroute: Builder6) 0xe1ec1a . . . 860a (Bloxroute: Builder7) 0x89434f . . . 6a15 (Bloxroute: Builder8) 0x103535 . . . 74ff	104,217	44	0.97%
<i>Nodereal</i>	(Nodereal: Builder1) 0x79102d . . . 8fa0 (Nodereal: Builder2) 0xd0d56b . . . 1b6f (Nodereal: Builder3) 0x4f24ce . . . 0b99 (Nodereal: Builder4) 0x5b526b . . . 6c48 (Nodereal: Builder5) 0xa547f8 . . . 605e (Nodereal: Builder6) 0xfd3f1a . . . 7335	73,628	36	0.68%
<i>Blocksmith</i>	(Blocksmith: Builder1) 0x6ddd6f . . . e5c7 (Blocksmith: Builder2) 0x767361 . . . 8191 (Blocksmith: Builder3) 0x5054b2 . . . 23e	29,343	34	0.27%

Binance’s PBS, however, works differently. Private channels are the norm: builders and validators connect through whitelisted APIs, users and searchers send bundles via private RPCs, and 0 Gwei transactions largely bypass the public mempool. To reflect this reality, our abstraction includes an optional evasion operator \mathcal{E} ,

which captures how opportunities can be reshaped or concealed before execution. We conclude that Ethereum-based models see private flow as an exception, but on Binance, it should be placed as default and treated as part of the standard arbitrage workflow.