

ENHANCING ACTION AND INGREDIENT MODELING FOR SEMANTICALLY GROUNDED RECIPE GENERATION

Guoshan Liu^{*,†}, Bin Zhu[†], Yian Li^{*}, Jingjing Chen^{*,‡}, Chong-Wah Ngo[†], Yu-Gang Jiang^{*}

^{*} Shanghai Key Lab of Intell. Info. Processing, School of Computer Science, Fudan University, China

[†] Singapore Management University, Singapore

{gslu24,yali24}@m.fudan.edu.cn, {chenjingjing,ygj}@fudan.edu.cn

{binzhu,cwngo}@smu.edu.sg, [‡]Corresponding author

ABSTRACT

Recent advances in Multimodal Large Language Models (MLLMs) have enabled recipe generation from food images, yet outputs often contain semantically incorrect actions or ingredients despite high lexical scores (e.g., BLEU, ROUGE). To address this gap, we propose a semantically grounded framework that predicts and validates actions and ingredients as internal context for instruction generation. Our two-stage pipeline combines supervised fine-tuning (SFT) with reinforcement fine-tuning (RFT): SFT builds foundational accuracy using an Action-Reasoning dataset and ingredient corpus, while RFT employs frequency-aware rewards to improve long-tail action prediction and ingredient generalization. A Semantic Confidence Scoring and Rectification (SCSR) module further filters and corrects predictions. Experiments on Recipe1M show state-of-the-art performance and markedly improved semantic fidelity.

Index Terms— Recipe Generation, Multimodal Large Language Models, Reinforcement Learning

1. INTRODUCTION

Recipe generation has become a key task in food computing, driven by health concerns and public datasets [1, 2, 3, 4]. Early methods employed Transformer-based pipelines [5, 6] that predicted ingredients before generating instructions. Large Multimodal Models (LMMs) such as FoodLMM [7] enabled end-to-end generation, while Retrieval-Augmented Generation methods like RARG [8] improved reliability by grounding outputs in retrieved knowledge. Retrieval-Augmented Generation (RAG) conditions generation on retrieved external evidence to improve factuality across NLP and vision (e.g., EVCAP, EXTRA) [9, 10, 11, 12, 13]; by contrast, we *predict-as-retrieve* high-precision internal semantics (actions, ingredients) to ground generation.

Despite progress, models generate fluent but semantically incorrect recipes, e.g., with irrelevant ingredients or implausible actions [5, 6]. Such errors are overlooked by standard metrics like SacreBLEU and ROUGE-L, which measure lexical overlap but fail to capture semantic fidelity (Figure 1). We argue that recipe integrity hinges on two core components—cooking actions and ingredients—and errors in these undermine coherence, reliability, and safety.

To address this, we propose a semantically grounded framework that explicitly predicts and validates actions and ingredients before instruction generation, analogous to RAG but without external retrieval. Our two-stage pipeline first employs Supervised Fine-Tuning (SFT) to establish baseline accuracy, then Reinforcement Fine-Tuning (RFT) with frequency-aware rewards to handle long-tail distributions. For action prediction, we introduce the Action Reasoning (AR) framework, combining a new Action-Reasoning

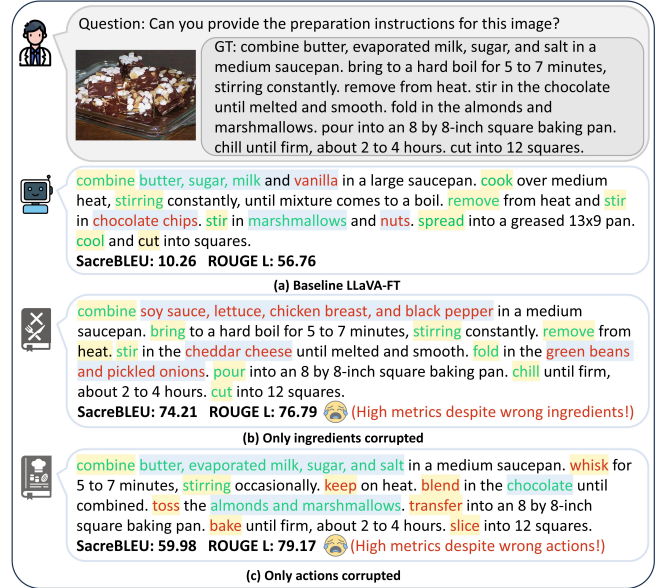


Fig. 1: Limitations of lexical metrics (e.g., SacreBLEU, ROUGE-L) in recipe generation. Comparison of LLaVA-FT output (a) with two semantically corrupted instructions: (b) correct actions but wrong ingredients, (c) correct ingredients but wrong actions. Red/green: incorrect/correct; yellow: actions; blue: ingredients.

dataset with Chain-of-Thought annotations [14] and Group Relative Policy Optimization (GRPO) [15]. Ingredient prediction follows a similar pipeline, while a Semantic Confidence Scoring and Rectification (SCSR) module further enhances reliability.

Finally, we evaluate lexical fluency and semantic fidelity by complementing standard metrics with F1, IoU, recall, and precision computed on predicted actions and ingredients, demonstrating that our framework yields more accurate and semantically aligned recipes.

2. METHOD

We generate semantically faithful recipes from images by explicitly modeling two core elements—actions and ingredients. Our two-stage framework trains separate predictors via SFT then RFT, with a frequency-aware reward to handle long-tail actions. A Semantic Confidence Scoring and Rectification (SCSR) module filters/corrects low-confidence labels. The validated context is prepended to the generator, improving factuality and semantic alignment.

2.1. Two-Stage Training for Cooking Action Prediction

Multimodal Action Reasoning Data Construction Directly fine-tuning MLLMs for action prediction is hindered by a severe long-

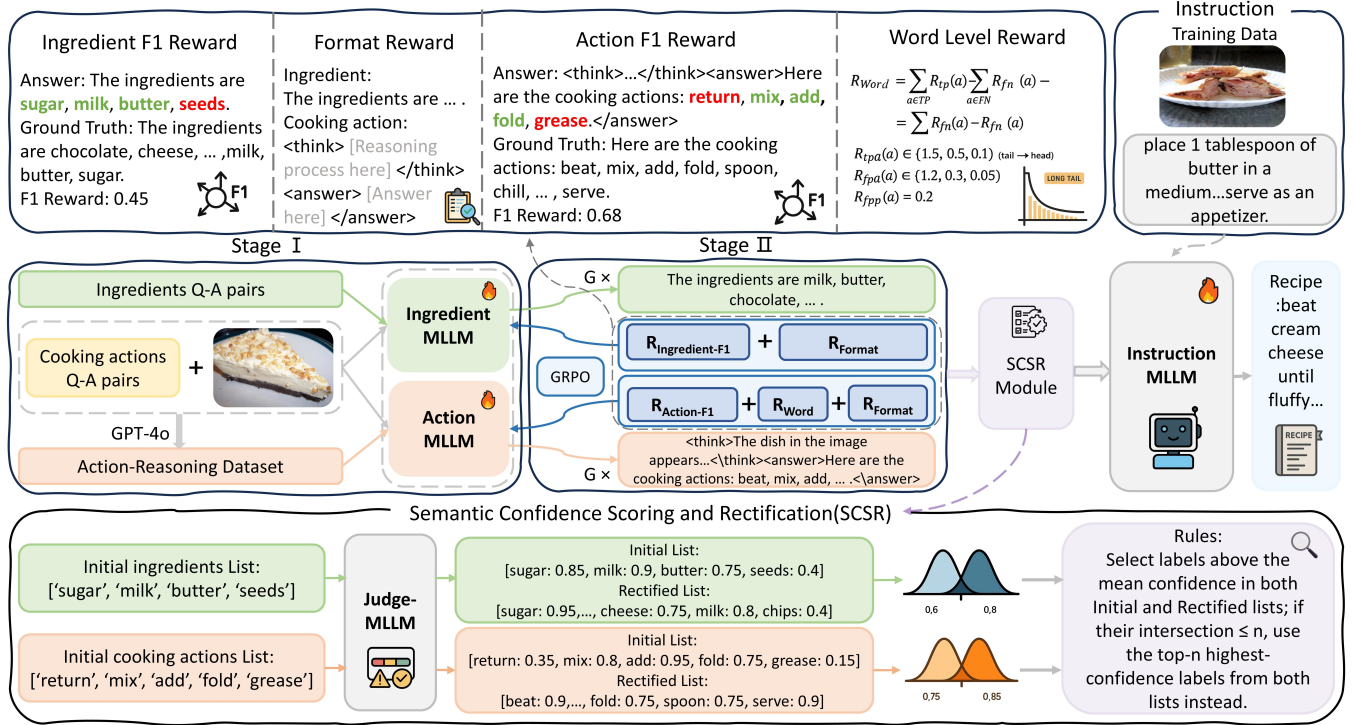


Fig. 2: Overview of our Semantically-Grounded Recipe Generation Framework. The method prioritizes semantic integrity by modeling and verifying **ingredients** and **cooking actions** before instruction generation. A two-stage pipeline (SFT→GRPO) trains action/ingredient models; actions use CoT (AR-SFT) and frequency-aware rewards (AR-RFT) for long-tail. SCSR (MLLM, e.g., GPT-4o) scores/rectifies predictions; the generator conditions on the rectified labels.

tail label distribution, leading models to overpredict frequent actions and bypass genuine visual reasoning. We therefore build a multimodal Chain-of-Thought **Action-Reasoning** dataset (inspired by DeepSeek-R1-zero [16]) to enforce explicit reasoning and boost tail sensitivity. Concretely, we extract 383 frequent action verbs from Recipe1M [2], filter samples dominated by very common actions, pair the remainder with images, and prompt GPT-4o [14] to generate step-wise reasoning traces plus action labels. Training on this CoT corpus yields higher accuracy and better generalization, particularly for complex and long-tail classes.

Stage 1: Action Reasoning Aware Supervised Fine-Tuning (AR-SFT) We fine-tune a pretrained MLLM (Qwen2.5-VL-7B) on the Action-Reasoning data with the standard SFT objective:

$$\mathcal{L}_{SFT}(\theta) = \mathbb{E}_{(q,o) \sim \mathcal{D}} \left[\frac{1}{|o|} \sum_{t=1}^{|o|} \log \pi_{\theta}(o_t | q, o_{<t}) \right]. \quad (1)$$

Here, q is the image-conditioned prompt, $o = (o_1, \dots, o_{|o|})$ the action sequence, and π_{θ} the policy. This maximizes token likelihood given input and history, but SFT alone still biases the model toward frequent actions on ambiguous cases.

Stage 2: Action Reasoning Reinforcement Fine-Tuning (AR-RFT) To address this limitation, we perform **Action Reasoning Reinforcement Fine-Tuning (AR-RFT)** using GRPO [15]. For each query q , the frozen old policy $\pi_{\theta_{old}}$ samples G candidates $\{o^{(i)}\}$ with rewards $r^{(i)}$. We use normalized advantages

$$\hat{A}^{(i)} = \frac{r^{(i)} - \bar{r}}{\sigma_r}. \quad (2)$$

The policy π_{θ} is updated with a clipped ratio loss and a KL penalty to a reference policy (details omitted), effectively maximizing expected

reward while remaining close to π_{ref} :

$$\max_{\theta} \mathbb{E}[R_{Action-F1}] - \beta_{KL} \text{KL}(\pi_{\theta} \| \pi_{ref}). \quad (3)$$

We adopt an F1-based multi-label reward to promote accuracy and completeness:

$$R_{Action-F1} = \frac{2 \cdot \text{Precision} \cdot \text{Recall}}{\text{Precision} + \text{Recall} + \epsilon}. \quad (4)$$

Using only $R_{Action-F1}$ in GRPO biases the policy toward frequent actions under the long-tail distribution. We therefore add a **Word-Level Reward** that weights TPs/FPs/FNs by label frequency to encourage rare but salient actions, with a fixed false-positive penalty $R_{fp}(a) = 0.2$:

$$R_{Word} = \sum_{a \in TP} R_{tp}(a) - \sum_{a \in FP} R_{fp}(a) - \sum_{a \in FN} R_{fn}(a). \quad (5)$$

$$R_{tp}(a) = \begin{cases} 1.5, & a \in \text{tail} \\ 0.5, & a \in \text{mid} \\ 0.1, & a \in \text{head} \end{cases} \quad R_{fn}(a) = \begin{cases} 1.2, & a \in \text{tail} \\ 0.3, & a \in \text{mid} \\ 0.05, & a \in \text{head} \end{cases} \quad (6)$$

We further enforce structured outputs via a **Format Reward**:

$$R_{Format} = \begin{cases} 1, & \text{if output matches the required pattern} \\ 0, & \text{otherwise.} \end{cases} \quad (7)$$

• **Pattern:** ^<think>.*?</think>\s *<answer>.*?</answer>


The overall action reward is


$$R_{Action} = \alpha R_{Action-F1} + \beta R_{Format} + \gamma R_{Word}, \quad (8)$$

where α, β, γ weight each component.

Methods	Recipe Metrics			Action Metrics				Ingredient Metrics			
	SacreBLEU	ROUGE L	BERTScore	F1	IOU	Recall	Precision	F1	IOU	Recall	Precision
InverseCooking [5]	4.33	29.69	67.13	31.76	20.53	29.16	39.05	38.98	24.21	33.35	46.92
FIRE [6]	5.81	28.24	66.24	30.39	19.75	27.95	37.38	29.82	18.06	25.80	30.21
FoodLMM [7]	5.82	35.09	67.93	32.62	22.13	30.79	40.07	31.19	18.48	26.20	38.54
RARG [8]	6.01	38.51	68.26	36.75	24.36	34.95	42.89	37.20	22.85	33.11	42.46
Qwen2.5-VL-7B-FT [17]	8.34	36.83	69.22	40.61	27.31	41.40	43.43	43.24	27.58	39.10	48.34
LLaVA-v1.5-7b-FT [18]	8.40	38.02	69.24	39.59	26.56	38.14	44.91	41.46	26.15	36.67	47.69
Ours(Qwen2.5-VL-7B)	7.66	38.28	69.88	42.02	28.54	42.49	45.06	45.57	29.51	39.54	53.77
Ours(LLaVA-v1.5-7b)	8.08	41.08	69.98	42.35	29.82	40.03	49.21	47.24	30.93	43.75	51.34


Table 1: Performance comparison of recipe generation. Action and ingredient labels are extracted from the generated instructions for semantic evaluation. Best results for open-source models are shown in **bold**.





Question: Can you provide the preparation instructions for this image?


GT: heat oven to 425 degrees f. combine butter, sugar and spices in a small bowl. pour over sliced potatoes in large bowl; toss to coat. place mixture in 9-inch baking dish; cover. bake 45 to 50 min. or until potatoes are tender. remove from oven. turn oven to broil. top potatoes evenly with marshmallows and place 6-inches from broiler. broil 1 min. or until toasted.




LLaVA-FT

heat oven to 350 degrees f. place 1/2 cup marshmallows in single layer on baking sheet. bake 1 to 2 min. or until marshmallows are puffed. immediately press marshmallows into peach slices to secure. return to baking sheet. bake 1 to 2 min. or until marshmallows are lightly browned. cool slightly. meanwhile, mix remaining marshmallows and milk in medium bowl until blended. stir in cool whip. serve topped with peaches.

SacreBLEU: 10.51 ROUGE L: 36.00 Action-F1: 38.06 Ingredient-F1: 20.00





Ours

heat oven to 350 degrees f. in a small bowl, combine butter, sugar, and spices. toss the sliced potatoes with this mixture in a large bowl until evenly coated. transfer everything into a 9-inch baking dish and cover it. bake 30 min. or until potatoes are tender...spoon potatoes into 6 dessert dishes; top with pudding mixture and marshmallows.

SacreBLEU: 37.88 ROUGE L: 57.69 Action-F1: 72.73 Ingredient-F1: 66.67




Fig. 3: Qualitative Results. ‘GT’ indicates the ground truth. Green text highlights correctly predicted cooking actions, ingredients, or phrases, while red text indicates incorrect predictions. Our model generates more complete, semantically aligned recipes than LLaVA-FT.

Methods	F1	IOU	Recall	Precision
InverseCooking [5]	48.44	31.96	48.23	48.66
FIRE [6]	49.19	32.61	49.17	49.21
RARG [8]	49.78	33.14	49.86	49.70
LLaVA-SFT [18]	51.61	34.78	55.43	48.28
Qwen-SFT [17]	52.32	35.43	56.01	49.09
Ours	53.84	36.84	55.62	52.17

Table 2: Comparison of ingredient recognition results. “LLaVA-SFT” and “Qwen-SFT” denote LLaVA-v1.5-7B and Qwen2.5-VL-7B fine-tuned on Recipe1M ingredients; **Ours** is our ingredient model trained with SFT followed by RFT.

Methods	F1	IOU	Recall	Precision
Ours	41.88	28.65	39.47	48.96
-F1-Reward	39.51	25.78	38.87	46.24
-Word-Level Reward	36.71	23.69	31.99	38.43

Table 3: Comparison of our action reward components, evaluated using the LLaVA-v1.5-7B model as the base.

2.2. Two-Stage Training for Ingredient Recognition

Unlike actions, ingredient recognition is largely a direct visual task. We construct a Recipe1M-based dataset with a fixed prompt template and train an ingredient predictor via a two-stage scheme: supervised fine-tuning followed by GRPO-based reinforcement fine-tuning. The reward combines a multi-label F1 term and a format

constraint (Eq. 7) to enforce the template. The F1 reward is

$$R_{\text{Ingredient-F1}} = \frac{2 \cdot \text{Precision} \cdot \text{Recall}}{\text{Precision} + \text{Recall} + \epsilon}, \quad (9)$$

where ϵ avoids division by zero.

2.3. Semantic Confidence Scoring and Rectification

Predictions from previous stages still contain non-trivial false positives. We therefore add a **Semantic Confidence Scoring and Rectification (SCSR)** post-processor that uses a Judge-MLLM (GPT-4o) to rescore and refine labels.

Given initial predictions $L_{\text{init}} = \{l_i\}_{i=1}^k$, SCSR returns $S_{\text{init}} = \{(l_i, c_i)\}_{i=1}^k$ and a rectified set $S_{\text{rect}} = \{(l'_j, c'_j)\}_{j=1}^m$. We define mean thresholds

$$\tau_{\text{before}} = \frac{1}{k} \sum_{i=1}^k c_i, \quad \tau_{\text{after}} = \frac{1}{m} \sum_{j=1}^m c'_j, \quad (10)$$

keep high-confidence labels $L_{\text{before}} = \{l_i \mid c_i > \tau_{\text{before}}\}$, $L_{\text{after}} = \{l'_j \mid c'_j > \tau_{\text{after}}\}$, and take $L_{\text{inter}} = L_{\text{before}} \cap L_{\text{after}}$. To guarantee sufficient context, we use a top- n fallback:

$$L_{\text{final}} = \begin{cases} L_{\text{inter}}, & |L_{\text{inter}}| \geq n, \\ \text{Top-}n(S_{\text{init}} \cup S_{\text{rect}}), & \text{otherwise,} \end{cases} \quad (11)$$

where $\text{Top-}n(S)$ selects the n unique labels with highest confidence. This balances precision (via intersection) and recall (via top- n), yielding more reliable context for final generation.

Methods	Recipe Metrics			Action Metrics				Ingredient Metrics			
	SacreBLEU	ROUGE L	BERTScore	F1	IOU	Recall	Precision	F1	IOU	Recall	Precision
LLaVA-FT	8.40	38.02	69.24	39.59	26.56	38.14	44.91	41.46	26.15	36.67	47.69
+Action (AR-RFT)	8.27	39.71	68.98	41.88	28.65	39.47	48.96	40.10	25.08	34.38	48.08
+Action (AR-RFT+SCSR)	8.35	39.88	68.88	42.14	29.57	39.80	49.05	40.48	25.37	34.92	48.20
+Ingredient (RFT)	7.78	39.43	68.96	38.92	26.23	35.87	46.85	45.00	29.03	41.07	49.77
+Ingredient (RFT+SCSR)	7.84	41.05	68.96	38.97	26.38	35.98	46.78	46.10	29.96	41.96	51.16
+Action&Ingredient (AR-RFT+SCSR)	8.08	41.08	69.98	42.35	29.82	40.03	49.21	47.24	30.93	43.75	51.34

Table 4: Performance comparison of instruction generation under different action-ingredient context settings, highlighting the effect of the SCSR module. Metrics in the left block reflect lexical overlap (e.g., SacreBLEU, ROUGE-L), while those in the middle and right blocks reflect semantic alignment (e.g., BERTScore, F1, IOU).

2.4. Instruction Generation with Action-Ingredient Context Prompting

Inspired by retrieval-augmented generation (RAG), we adopt a modular inference strategy: predicted *actions* and *ingredients* are concatenated only at inference as structured context (no joint training), preserving modularity while injecting task-specific semantics. We use the prompt: Here are the cooking actions: [...]. The ingredients are [...]. Can you provide the preparation instructions for this image? By prepending these structured predictions, the model is guided to attend to relevant content, improving both coherence and factual correctness in the generated instructions. Because no joint tuning is needed, our prompt can be easily applied to any fine-tuned multimodal model, making the approach broadly compatible and easy to use.

3. EXPERIMENTS AND RESULTS

3.1. Implementation Details

All experiments use four NVIDIA A100 80GB GPUs with bf16. For both the *cooking-action* and *ingredient* recognizers, we fine-tune Qwen2.5-VL-7B [17] with LoRA [19] (rank 128, $\alpha=32$) in two stages: (i) SFT for 1 epoch (AdamW, lr 2×10^{-5} , batch 8, context 2048, 5% warm-up); (ii) GRPO [15] RFT with lr 5×10^{-6} , effective batch 64 (gradient accumulation), and $G=8$ candidates per query using the composite reward (F1+word-level+format). The *instruction generator* uses two backbones: (i) Qwen2.5-VL-7B with the same LoRA/schedule as above, context 4096; (ii) LLaVA-v1.5-7B [18] with LoRA rank 128, lr 2×10^{-5} , batch 8, context 4096 (public visual-instruction-tuning recipe). Decoding: temperature 0.2, nucleus $p=0.9$, top- $k=40$. All baselines are re-evaluated under the same settings and metrics for fairness.

3.2. Datasets and Metrics

Datasets. We use Recipe1M [2] (title, ingredients, stepwise instructions); ingredients follow 1,488 classes [5]. One image per recipe yields 249,603 train pairs for SFT (ingredients) and supervised instruction training; 30k samples are used for ingredient RFT. Cooking actions are extracted with Llama-3.1 [20]; 30k CoT samples are generated by GPT-4o [14] and filtered by confidence > 0.85 . To reduce frequency bias, we drop samples whose actions all fall in the top-55 verbs, leaving 10,397 for AR-SFT; for AR-RFT, 6k extra samples are filtered similarly, yielding 3,712. Evaluation uses a fixed 1,444-sample subset.

Metrics. Ingredients: F1, IoU. Recipes: SacreBLEU, ROUGE-L, BERTScore [21]. For semantic fidelity, we extract actions/ingredients from generated text and report F1/IoU/precision/recall against ground truth.

3.3. Performance Comparison

Quantitative Comparison of Recipe Generation. To demonstrate the general applicability of our framework, we integrated our pre-

dicted action and ingredient context into two distinct MLLMs: Qwen2.5-VL-7B and LLaVA-v1.5-7B. As Table 1 shows, while SacreBLEU drops slightly, semantic metrics (BERTScore, Action-F1, Ingredient-F1) improve markedly, indicating better contextual alignment and correctness of key structure. Given the stronger overall gains with our enhancements, we use LLaVA-FT as the base for subsequent ablations.

Quantitative Comparison of Ingredients Recognition. As shown in Table 2, we compared our two-stage trained ingredient model, built upon Qwen2.5-VL-7B, with other state-of-the-art methods. Our model achieves the best overall performance, underperforming the Qwen-SFT baseline only slightly on the recall metric, which favors precision by excluding low-confidence labels.

3.4. Ablation Study

Ablation of AR-RFT Rewards in Cooking Action Prediction. We ablate the GRPO rewards (Table 3). All variants include the **Format Reward**; Eq. 8 weights are fixed to $\alpha=0.1$, $\beta=1$, $\gamma=1$. Using only the F1 reward yields conservative predictions (high precision, low recall); using only the Word-Level reward boosts recall by promoting rare actions but increases false positives. Combining both achieves the best balance (F1/IoU).

Ablation Study on Action-Ingredient Prompting and SCSR. We run a hybrid ablation to evaluate (i) the SCSR module and (ii) the benefit of using predicted actions/ingredients as context (Table 4). We test actions only, ingredients only, and both, and for each compare raw GRPO outputs vs. SCSR-refined labels. SCSR uses an adjudicator MLLM (GPT-4o; similar trends with Qwen2.5-VL-72B [17]). The top- n in Eq. 11 is set to $n=3$. Results show: (1) SCSR improves nearly all metrics by producing more reliable labels; (2) combining actions+ingredients outperforms either alone, confirming their complementarity for recipe generation.

3.5. Qualitative Results

Figure 3 compares our model with LLaVA-FT and ground truth (GT). Our model achieves higher precision on ingredients, actions, and cues (e.g., tools), producing more specific instructions. It correctly identifies *butter*, *sugar*, and *spices*, while LLaVA-FT misses these and wrongly predicts *peaches*. For actions, it captures *combine*, *toss*, and *bake*, and matches GT on states (e.g., *until potatoes are tender*) that LLaVA-FT omits. These gains explain the higher **Action-F1** and **Ingredient-F1** scores.

4. CONCLUSION

We tackle the limits of lexical metrics in recipe generation by predicting and refining core components—cooking actions and ingredients—as high-fidelity context. Our two-stage Action Reasoning training with Chain-of-Thought data, GRPO-based rewards, and a Semantic Confidence Scoring and Rectification (SCSR) module achieves SOTA results on Recipe1M, advancing semantically grounded recipe generation.

5. ACKNOWLEDGEMENT

This research/project is supported by the Singapore Ministry of Education (MOE) Academic Research Fund (AcRF) Tier 1 grant (Proposal ID: 23-SIS-SMU-023) and Tier 2 (Proposal ID: T2EP20222-0046). Any opinions, findings and conclusions or recommendations expressed in this material are those of the authors and do not reflect the views of the Ministry of Education, Singapore.

6. REFERENCES

- [1] Peiyu Li, Xiaobao Huang, Yijun Tian, and Nitesh V Chawla, “Cheffusion: Multimodal foundation model integrating recipe and food image generation,” in *Proceedings of the 33rd ACM International Conference on Information and Knowledge Management*, 2024, pp. 3872–3876.
- [2] Amaia Salvador, Nicholas Hynes, Yusuf Aytar, Javier Marin, Ferda Ofli, Ingmar Weber, and Antonio Torralba, “Learning cross-modal embeddings for cooking recipes and food images,” in *Proceedings of the IEEE/CVF Conference on Computer Vision and Pattern Recognition*, 2017, pp. 3020–3028.
- [3] Guoshan Liu, Yang Jiao, Jingjing Chen, Bin Zhu, and Yu-Gang Jiang, “From canteen food to daily meals: Generalizing food recognition to more practical scenarios,” *IEEE Transactions on Multimedia*, vol. 27, pp. 2724–2733, 2025.
- [4] Yinxuan Gui, Bin Zhu, Jingjing Chen, Chong Wah Ngo, and Yu-Gang Jiang, “Navigating weight prediction with diet diary,” in *Proceedings of the 32nd ACM International Conference on Multimedia*, 2024, pp. 127–136.
- [5] Amaia Salvador, Michal Drozdal, Xavier Giró-i Nieto, and Adriana Romero, “Inverse cooking: Recipe generation from food images,” in *Proceedings of the IEEE/CVF Conference on Computer Vision and Pattern Recognition*, 2019, pp. 10453–10462.
- [6] Prateek Chhikara, Dhiraj Chaurasia, Yifan Jiang, Omkar Masur, and Filip Ilievski, “Fire: Food image to recipe generation,” in *Proceedings of the IEEE/CVF winter conference on applications of computer vision*, 2024, pp. 8184–8194.
- [7] Yuehao Yin, Huiyan Qi, Bin Zhu, Jingjing Chen, Yu-Gang Jiang, and Chong-Wah Ngo, “Foodlmm: A versatile food assistant using large multi-modal model,” *IEEE Transactions on Multimedia*, 2025.
- [8] Guoshan Liu, Hailong Yin, Bin Zhu, Jingjing Chen, Chong-Wah Ngo, and Yu-Gang Jiang, “Retrieval augmented recipe generation,” in *2025 IEEE/CVF Winter Conference on Applications of Computer Vision (WACV)*. IEEE, 2025, pp. 2453–2463.
- [9] Yunfan Gao, Yun Xiong, Xinyu Gao, Kangxiang Jia, Jinliu Pan, Yuxi Bi, Yi Dai, Jiawei Sun, Qianyu Guo, Meng Wang, and Haofen Wang, “Retrieval-augmented generation for large language models: A survey,” 2023.
- [10] Patrick Lewis, Ethan Perez, Aleksandra Piktus, Fabio Petroni, Vladimir Karpukhin, Naman Goyal, Heinrich Küttler, Mike Lewis, Wen-tau Yih, Tim Rocktäschel, et al., “Retrieval-augmented generation for knowledge-intensive nlp tasks,” *Advances in neural information processing systems*, vol. 33, pp. 9459–9474, 2020.
- [11] Yuanhuiyi Lyu, Xu Zheng, Jiazhou Zhou, and Lin Wang, “Unibind: Llm-augmented unified and balanced representation space to bind them all,” in *Proceedings of the IEEE/CVF Conference on Computer Vision and Pattern Recognition*, 2024, pp. 26752–26762.
- [12] Jiaxuan Li, Duc Minh Vo, Akihiro Sugimoto, and Hideki Nakayama, “Evcap: Retrieval-augmented image captioning with external visual-name memory for open-world comprehension,” in *Proceedings of the IEEE/CVF conference on computer vision and pattern recognition*, 2024, pp. 13733–13742.
- [13] Rita Ramos, Desmond Elliott, and Bruno Martins, “Retrieval-augmented image captioning,” in *Proceedings of the 17th Conference of the European Chapter of the Association for Computational Linguistics, EACL 2023, Dubrovnik, Croatia, May 2-6, 2023*, Andreas Vlachos and Isabelle Augenstein, Eds. 2023, pp. 3648–3663, Association for Computational Linguistics.
- [14] Aaron Hurst, Adam Lerer, Adam P Goucher, Adam Perelman, Aditya Ramesh, Aidan Clark, AJ Ostrow, Akila Welihinda, Alan Hayes, Alec Radford, et al., “Gpt-4o system card,” 2024.
- [15] Zhihong Shao, Peiyi Wang, Qihao Zhu, Runxin Xu, Junxiao Song, Xiao Bi, Haowei Zhang, Mingchuan Zhang, YK Li, Y Wu, et al., “Deepseekmath: Pushing the limits of mathematical reasoning in open language models,” 2024.
- [16] Daya Guo, Dejian Yang, Haowei Zhang, Junxiao Song, Ruoyu Zhang, Runxin Xu, Qihao Zhu, Shirong Ma, Peiyi Wang, Xiao Bi, et al., “Deepseek-r1: Incentivizing reasoning capability in llms via reinforcement learning,” 2025.
- [17] Shuai Bai, Keqin Chen, Xuejing Liu, Jialin Wang, Wenbin Ge, Sibo Song, Kai Dang, Peng Wang, Shijie Wang, Jun Tang, et al., “Qwen2. 5-vl technical report,” 2025.
- [18] Haotian Liu, Chunyuan Li, Yuheng Li, and Yong Jae Lee, “Improved baselines with visual instruction tuning,” in *Proceedings of the IEEE/CVF conference on computer vision and pattern recognition*, 2024, pp. 26296–26306.
- [19] Edward J Hu, Yelong Shen, Phillip Wallis, Zeyuan Allen-Zhu, Yuanzhi Li, Shean Wang, Lu Wang, Weizhu Chen, et al., “Lora: Low-rank adaptation of large language models,” in *The Tenth International Conference on Learning Representations, ICLR 2022, Virtual Event, April 25-29, 2022*. 2022, OpenReview.net.
- [20] Abhimanyu Dubey, Abhinav Jauhri, Abhinav Pandey, Abhishek Kadian, Ahmad Al-Dahle, Aiesha Letman, Akhil Mathur, Alan Schelten, Amy Yang, Angela Fan, et al., “The llama 3 herd of models,” 2024.
- [21] Pengcheng He, Xiaodong Liu, Jianfeng Gao, and Weizhu Chen, “Deberta: decoding-enhanced bert with disentangled attention,” in *9th International Conference on Learning Representations, ICLR 2021, Virtual Event, Austria, May 3-7, 2021*, 2021.