

ODYN: An All-Shifted Non-Interior-Point Method for Quadratic Programming in Robotics and AI

Jose Rojas[†]  Aristotelis Papatheodorou  Sergi Martinez[†]  Ioannis Havoutis  Carlos Mastalli[†] 

Abstract—We introduce OLYN, a novel all-shifted primal–dual non-interior-point quadratic programming (QP) solver designed to efficiently handle challenging dense and sparse QPs. OLYN combines all-shifted nonlinear complementarity problem (NCP) functions with proximal method of multipliers to robustly address ill-conditioned and degenerate problems, without requiring linear independence of the constraints. It exhibits strong warm-start performance and is well suited to both general-purpose optimization, and robotics and AI applications, including model-based control, estimation, and kernel-based learning methods. We provide an open-source implementation and benchmark OLYN on the Maros–Mészáros test set, demonstrating state-of-the-art convergence performance in small-to-high-scale problems. The results highlight OLYN’s superior warm-starting capabilities, which are critical in sequential and real-time settings common in robotics and AI. These advantages are further demonstrated by deploying OLYN as the backend of an SQP-based predictive control framework (ODYNSQP), as the implicitly differentiable optimization layer for deep learning (ODYNLayer), and the optimizer of a contact-dynamics simulation (ODYNSim).

Index Terms—quadratic programming, non-interior-point methods, NCP functions, differentiable optimization, sequential quadratic programming

I. INTRODUCTION

QUADRATIC programming is a foundational optimization framework in robotics, AI, and a broad range of scientific and engineering disciplines, including operations research. In robotics, quadratic programming (QP) formulations commonly arise in applications such as contact simulation, model predictive control (MPC), whole-body control, state-estimation, and simultaneous localization and mapping (SLAM). Beyond these direct uses, QP solvers also underpin more advanced optimization paradigms, serving as the building blocks of sequential quadratic programming (SQP) methods for nonlinear programs and mixed-integer quadratic programming (MIQP) approaches for problems with discrete decision variables, as detailed in [1] and [2], respectively.

Modern numerical QP solvers can be broadly categorized into two main classes: active-set methods and relaxation-based methods. Active-set methods explicitly maintain and update a working set of active constraints, making them well suited to warm-started and small-to-medium-scale problems in which the active set evolves smoothly. Relaxation-based methods,

including interior-point methods (IPMs) and augmented Lagrangian methods (ALMs), instead enforce feasibility through barrier or penalty mechanisms, respectively, and are widely adopted for their robustness and scalability. The standard formulation supported by many off-the-shelf QP solvers is defined as follows:

$$\begin{aligned} \min_{\mathbf{x} \in \mathbb{R}^n} \quad & \frac{1}{2} \mathbf{x}^\top \mathbf{Q} \mathbf{x} + \mathbf{c}^\top \mathbf{x} \\ \text{subject to} \quad & \mathbf{A} \mathbf{x} = \mathbf{b}, \\ & \mathbf{G} \mathbf{x} \leq \mathbf{h}, \end{aligned} \quad (1)$$

where $\mathbf{x} \in \mathbb{R}^n$ denotes the decision vector, $\mathbf{Q} \in \mathbb{R}^{n \times n}$ is a symmetric and positive semidefinite quadratic cost matrix ($\mathbf{Q} \succeq \mathbf{0}$), $\mathbf{c} \in \mathbb{R}^n$ is a vector of linear cost terms, $\mathbf{A} \in \mathbb{R}^{m \times n}$ is the matrix of equality constraints, $\mathbf{b} \in \mathbb{R}^m$ is the right-hand side vector for the equality constraints, $\mathbf{G} \in \mathbb{R}^{p \times n}$ is the matrix of inequality constraints, and $\mathbf{h} \in \mathbb{R}^p$ is the right-hand side vector for the inequality constraints. For large-scale problems (e.g., $n \gg 100$), QP solvers typically leverage sparse backends, relying on sparse linear solvers [3] and representing \mathbf{Q} , \mathbf{A} , and \mathbf{G} as sparse matrices. In contrast, for small to moderately sized problems—frequently encountered in robotics and AI—dense linear solvers and matrix representations tend to be more efficient and convenient.

Robotics and AI applications often demand optimizers that supports warm-starting, high efficiency, robustness, and scalability. For example, MPC algorithms continuously update motion plans and control actions by solving large, nonlinear optimization problems, typically warm-started from previous solutions. Similarly, warm-start strategies are critical for real-time localization and system identification [4], [5]. Moreover, contact simulators rely on optimizers that must handle rank-deficient contact Jacobians or positive semidefinite Delassus matrices [6], while still benefiting from warm-start information. Yet state-of-the-art solvers such as GUROBI [7], MOSEK [8], PIQP [9], PROXQP [10], and OSQP [11] often struggle to satisfy all of these requirements simultaneously.

A promising class of algorithms, known as non-interior-point methods (NIPMs), offers an alternative to classical interior-point methods. They are motivated in part by the desire to avoid the strict interior-feasibility requirements imposed by its log-barrier functions. Although these methods scale well to problems with many inequality constraints, they often make robust warm-starting difficult when solving sequences of closely related optimization problems. OLYN is built upon these principles and demonstrates strong capabilities that advance the state of the art in quadratic programming.

This research was conducted as part of the Advancing MANipulation skills in Legged Robots (AMAN) project, a collaborative project supported by Tata Consultancy Services. (Corresponding author: Carlos Mastalli)

Jose Rojas, Sergi Martinez and Carlos Mastalli are part of the Robot Motor Intelligence (RoMI) Lab, Heriot-Watt University, U.K.

Aristotelis Papatheodorou and Ioannis Havoutis are part of the Oxford Robotics Institute (ORI), University of Oxford, U.K.

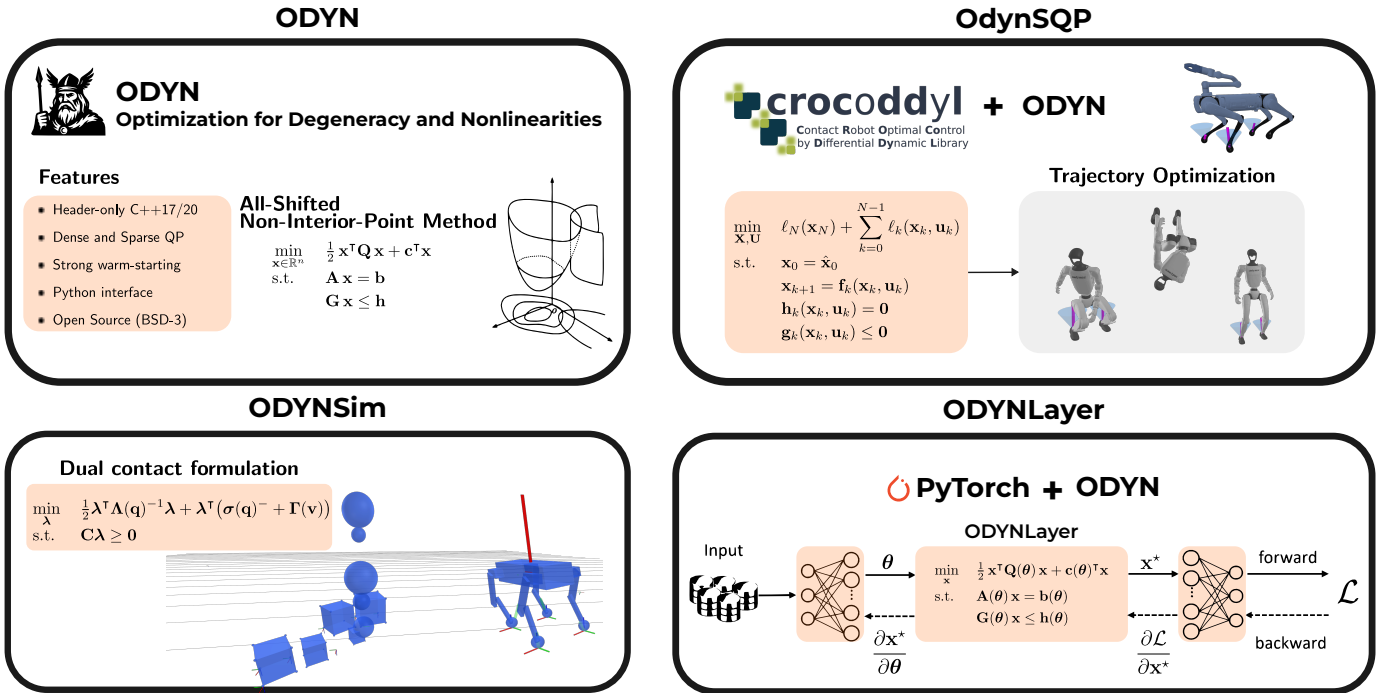


Fig. 1: Overview of ODDYN applications in robotics and AI. ODDYN serves as the computational core for constrained nonlinear trajectory optimization (ODDYNsQP), contact-dynamics simulation (ODDYNsSim), and differentiable optimization layers (ODDYNLayer), providing a common optimization backbone across control, simulation, and learning.

A. Contribution

We introduce ODDYN, a warm-startable QP solver that we characterize as an all-shifted NIPMs—a class of algorithms that remains relatively underexplored in the numerical optimization community, yet holds significant potential for robotics and AI workloads. Our main contributions are:

- (i) **A new NIPM-based QP formulation.** We develop a novel solver that blends elements of primal–dual interior-point methods with augmented-Lagrangian techniques. ODDYN incorporates three key novelties: a centering-weighted barrier, an all-shifted nonlinear complementarity problem (NCP) formulation, and proximal Lagrangian penalties for equality and inequality constraints. They are critical for robust performance under rank deficiencies, degeneracies, and poor scaling.
- (ii) **A complete open-source implementation.** We release an efficient C++ implementation with PYTHON bindings.¹ ODDYN currently supports dense and sparse backends, multiple floating-point numbers, code generation, and nullspace handling of equality constraints. Moreover, we incorporate ODDYNLayer, a framework for training QP layers within neural-network architectures in PYTORCH. Finally, ODDYNsQP is developed on top of CROCODDYL, an open-source software framework for model predictive control in robotics.
- (iii) **Benchmarking and robotics/AI evaluation.** We benchmark ODDYN against state-of-the-art interior-point and augmented-Lagrangian QP solvers using the Maros–Mészáros test set. We further assess its practical utility

across robotics and AI use cases: (i) an efficient SQP framework for real-time MPC named ODDYNsQP, (ii) contact simulation solved via ODDYNsSim, and (iii) training differentiable QP layers through the ODDYNLayer.

These characteristics make ODDYN particularly well suited for robotics and AI applications (Fig. 1). More broadly, its strong convergence properties also make it relevant to a wide range of engineering and scientific problems.

Below, we review the main classes of available QP solvers, the underlying theory, and their salient characteristics.

II. RELATED WORK

Quadratic programming (QP) plays a central role in robotics, control, and numerical optimization, motivating the development of numerous solvers built on distinct algorithmic paradigms. Modern QP methods can be broadly grouped into three families: active-set methods, augmented Lagrangian methods (penalty-based), and interior-point methods (barrier-based). Each family offers different trade-offs in scalability, warm-start capability, and robustness to ill-conditioning. ALMs, for example, are traditionally designed for equality-constrained problems, although solvers such as ALGENCAN [12] and LANCELOT [13] have introduced mechanisms to handle inequality constraints. Their appeal lies in their ability to cope with rank deficiencies in equality constraints while mitigating ill-conditioning. In contrast, IPMs excel at handling large numbers of inequality constraints through barrier functions and typically incorporate equality constraints via primal–dual Karush–Kuhn–Tucker (KKT) systems, as in IPOPT [14]. By avoiding the combinatorial complexity of explicitly track-

¹The code will be available after acceptance.

ing active constraints, they offer better scalability than active-set or penalty-based methods. However, their reliance on strict interior feasibility makes warm-starting inherently difficult. Section II-B reviews recent efforts to mitigate this limitation through mechanisms such as exact-penalty formulations and all-shifted complementarity strategies.

Motivated by the warm-starting limitations of IPMs, non-interior-point methods (NIPMs) have gained renewed attention. These approaches relax the strict feasibility requirements of traditional IPMs by reformulating complementarity constraints using NCP functions. Section II-C surveys the development of NIPMs, including nonsmooth and path-following variants, and highlights recent hybrid strategies that blend IPMs with ALM-style updates. We begin by reviewing the most prominent QP solvers in the literature.

A. Available QP solvers and their features

QPOASES is a classical example of an active-set solver, introduced in [15]. It is tailored for online and real-time applications, such as MPC, and is particularly effective for small- to medium-sized dense QPs. Designed with warm-starting in mind, QPOASES performs well when the problem structure evolves gradually over time.

Another widely used active-set solver in robotics is EIQUADPROG [16], which implements the Goldfarb–Idnani dual active-set algorithm [17]. Originally developed within the STACK-OF-TASKS framework, EIQUADPROG is commonly employed in whole-body control and legged locomotion. Like QPOASES, it is most effective for dense problems and benefits from warm-starting.

However, active-set solvers such as QPOASES and EIQUADPROG tend to struggle with large-scale or highly degenerate problems. They may require a large number of iterations when the active set changes substantially between successive iterates. This behavior stems from the combinatorial complexity of identifying the optimal set of active constraints.

OSQP belongs to the family of operator-splitting methods and leverages the alternating direction method of multipliers (ADMM) algorithm [11]. This places OSQP within the class of ALMs. It is known for its robustness and scalability to large, sparse problems and supports both structure-exploiting updates and warm-starting. OSQP also offers code generation capabilities for maximal runtime efficiency in CPUs [18], and can be executed on GPUs [19]. However, as a first-order method, its key limitation lies in the fact that typically achieves only moderate solution accuracy. It may also struggle with problems that exhibit strong ill-conditioning or involve tight constraints.

PROXQP is another ALM-based solver, with notable distinctions inspired from LANCELOT as highlighted in [10]. It employs a proximal augmented Lagrangian method and incorporates second-order information, enabling more accurate and robust solutions compared to first-order methods such as OSQP. PROXQP is designed with a modular architecture and offers a differentiable QP layer for integration into deep learning pipelines [20]. It supports warm-starting and performs well for medium-scale problems. However, its has

limited robustness to solve severe ill-conditioned problems and does not yet provide strong guarantees for exact infeasibility certification.

PIQP was recently introduced in [9]. It adopts a hybrid approach by combining an infeasible primal–dual IPM with the proximal method of multipliers. This combination enhances numerical robustness and enables PIQP to handle ill-conditioned convex QP problems without requiring the linear independence of the constraints—an advantage over traditional IPMs. While this hybridization results in a more robust solver, PIQP inherits the typical limitations of IPMs in lacking efficient warm-starting and may require repeated factorization across iterations. Nonetheless, PIQP demonstrates excellent performance on challenging QP problems, particularly when benchmark it against the Maros–Mészáros test set. The Maros–Mészáros benchmark comprises both separable and non-separable QP problems [21]. Separable problems are characterized by a diagonal \mathbf{Q} matrix, containing only squared terms, while non-separable problems include off-diagonal entries, with \mathbf{Q} remaining symmetric.

In addition to the aforementioned QP solvers, several other notable approaches merit consideration. QPSWIFT is an IPM-based solver tailored for embedded QPs presented in [22]. Commercial solvers such as GUROBI and MOSEK provide highly optimized interior-point algorithms and support a broad class of problems, though they are closed-source and not specifically designed for real-time robotics or AI. HPIPM offers a dense, Riccati-based formulation particularly suited for MPC applications [23]. However, as an IPM-type method, it inherits the typical limitations related to warm-starting.

B. Warm-starting IPMs

Interior-point (IP) methods face inherent challenges with warm-starting, as their iterates must remain strictly within the *inequality-feasible set* (or the positive orthant when slack variables are introduced). A key difficulty is that reusing the optimal solution of a previous problem (e.g., in SQP solvers) as an initial point for a related problem often leads to blocked search directions and severe ill-conditioning, making it hard for the solver to identify changes in the active set [24]. A common workaround is to retain one or several unconverged iterates and modify them to satisfy the feasibility requirements of the new problem. Another line of research includes the exact-penalty reformulation of [25], although its reliance on adaptive penalty tuning can introduce numerical instabilities. However, a related approach introduced in [26] avoids penalty parameters but still requires explicit identification of the active constraints. Alternatively, the approach of [27] uses a convex combination of a well-centered reference point and the previous solution to warm-start linear programs (LPs) and second-order cone programs (SOCPs) within the homogeneous self-dual framework. Despite these efforts, progress on robust and general warm-starting mechanisms for IPMs has remained limited.

More recently, the method of [28] leverages *all-shifted complementarity constraints* to relax non-negativity requirements through a projected line search mechanism. This strategy

offers a promising alternative to classical warm-starting techniques by allowing iterates to move outside the strict interior region while still preserving the structure required by primal–dual interior-point algorithms.

C. Non-interior-point methods

Non-interior-point (NIP) methods were developed as an alternative to IPMs, with the goal of solving constrained optimization problems, including linear and nonlinear complementarity problems, by leveraging NCP functions. NCP functions avoid the need for iterates to remain strictly interior to the feasible set.

NIP methods can be broadly classified into two main categories: semismooth and path-following methods. Semismooth NIP algorithms utilize semismooth NCP functions, such as the minimum map and the Fischer–Burmeister function [29]. These approaches have been successfully applied in diverse domains including physics simulation [30], [31], quadratic programming [32], nonlinear complementarity problems [33], and second-order cone complementarity problems [34].

In contrast, path-following NIP algorithms solve a sequence of nonlinear systems defined by smoothed NCP functions, parameterized by a smoothing parameter. The trajectory of optimal solutions for these systems is known as the central path. These algorithms have been explored for solving the linear complementarity problem (LCP) [35], [36], optimal control problems with complementarity constraints [37], and linear programming using predictor-corrector strategies [38], [39]. More recently, the relaxed interior-point method has been introduced, which combines interior-point method barrier terms with augmented Lagrangian penalties. This leads to a path-following NIP algorithm that incorporates a smoothed minimum NCP function, and has been applied to quadratic programming [40] and semidefinite programming [41].

For context, we provide below a summary of representative state-of-the-art QP solvers discussed above. Table I categorizes these solvers according to their underlying algorithmic principles and highlights their main practical features, including backend support, warm-start capabilities, robustness to degeneracy, achievable solution accuracy, and suitability for differentiation. ODYN belongs to the class of path-following methods.

Before detailing the ODYN’s NIP algorithm, we first introduce the mathematical foundations underlying the construction of ODYN, some of which are novel.

III. ALGORITHMIC FOUNDATIONS

We begin by deriving the optimality conditions and establishing the connections that enable us to construct a non-interior approach from interior-point principles. We then discuss mechanisms for introducing regularity in degenerate optimization problems. Both components draw inspiration from the literature on interior-point and augmented-Lagrangian methods.

A. Overview of numerical challenges

We start by simplifying inequality constraints complexity of Eq. (1) as follows

$$\begin{aligned} \min_{\mathbf{x}, \mathbf{s}} \quad & \frac{1}{2} \mathbf{x}^\top \mathbf{Q} \mathbf{x} + \mathbf{c}^\top \mathbf{x} \\ \text{subject to} \quad & \mathbf{A} \mathbf{x} = \mathbf{b}, \\ & \mathbf{G} \mathbf{x} + \mathbf{s} = \mathbf{h}, \\ & \mathbf{s} \geq \mathbf{0}. \end{aligned} \quad (2)$$

where $\mathbf{s} \in \mathbb{R}^p$ is a vector of slack variables. To establish the optimality conditions, we define the Lagrangian of Eq. (2) as

$$\begin{aligned} \mathcal{L}(\mathbf{x}, \mathbf{s}, \mathbf{y}, \mathbf{z}) = & \frac{1}{2} \mathbf{x}^\top \mathbf{Q} \mathbf{x} + \mathbf{c}^\top \mathbf{x} + \mathbf{y}^\top (\mathbf{A} \mathbf{x} - \mathbf{b}) \\ & + \mathbf{z}^\top (\mathbf{G} \mathbf{x} + \mathbf{s} - \mathbf{h}), \end{aligned} \quad (3)$$

where, as introduced earlier, $\mathbf{x} \in \mathbb{R}^n$ represent the primal decision variables, and $\mathbf{y} \in \mathbb{R}^m$, $\mathbf{z} \in \mathbb{R}^p$ corresponds to the Lagrange multipliers of equality and inequality constraints, respectively. The necessary and sufficient conditions² for optimality are given by the saddle point equation $\nabla \mathcal{L}(\mathbf{x}, \mathbf{s}, \mathbf{y}, \mathbf{z}) = \mathbf{0}$. They are also known as first-order necessary conditions:

$$\mathbf{Q} \mathbf{x} + \mathbf{c} + \mathbf{A}^\top \mathbf{y} + \mathbf{G}^\top \mathbf{z} = \mathbf{0}, \quad (4a)$$

$$\mathbf{A} \mathbf{x} - \mathbf{b} = \mathbf{0}, \quad (4b)$$

$$\mathbf{G} \mathbf{x} + \mathbf{s} - \mathbf{h} = \mathbf{0}, \quad (4c)$$

$$\mathbf{s} \circ \mathbf{z} = \mathbf{0}, (\mathbf{s}, \mathbf{z}) \geq \mathbf{0}, \quad (4d)$$

where \circ denotes an element-wise operation, which in this case represents the Hadamard product.

A central challenge in numerical optimization arises from the complementarity constraints described in Eq. (4d). This is because they require the solution to remain in the positive orthant. Moreover, QP problems can become degenerate, ill-posed, or large-scale, each of which introduces significant numerical difficulties. Common sources of degeneration include:

- (i) Rank-deficient constraint matrices: linear dependencies in \mathbf{A} or \mathbf{G} ,
- (ii) Non-uniqueness of dual solutions: multiple valid values for \mathbf{y} and \mathbf{z} ,
- (iii) Singular or semidefinite Hessians: lack of strict convexity in \mathbf{Q} ,
- (iv) Ill-conditioning from small constraint violations or near-zero multipliers: e.g., $\mathbf{z} \approx \mathbf{0}$.

These issues make QP problems difficult to solve reliably and efficiently with standard solvers. Complicating matters further, QP problems may also be infeasible.

Given the impact of these numerical limitations on algorithms in robotics and AI, we design ODYN to tackle hard QP problems from degenerate systems to warm-started sequences of related problems. This makes it especially suitable for real-time applications in robotics and AI, where robustness and efficiency are critical.

Below, we delve into the key insights used in the design of the ODYN QP solver.

²In convex QP problems, sufficiency follows from convexity of the objective and constraints, ensuring that the KKT conditions characterize optimality.

TABLE I: Comparison of representative QP solvers grouped by algorithmic method.

Method	Solver	Algorithm	Backend	Warm-start	Degeneracy	Accuracy	Differentiable
Non-interior Point	ODYN	All-shifted NIPM	Dense / Sparse	✓	✓	High	✓
	FBSTAB [32]	Semismooth NIPM	Sparse	✓	✓	High	✗
Interior-Point	PIQP [9]	Proximal IPM	Sparse	✗	✓	High	✗
	MOSEK [8]	Homogeneous self-dual IPM	Dense / Sparse	✗	✓	High	✗
	GUROBI [7]	Primal-dual IPM	Dense / Sparse	✗	✓	High	✗
	QPSWIFT [22]	Primal-dual IPM	Sparse	✗	✓	High	✗
Augmented Lagrangian	PROXQP [10]	Proximal ALM	Dense / Sparse	✓	Partial	High	✓
	OSQP [11]	ADMM-based ALM	Sparse	✓	Limited	Medium	✗
Active-set	QPOASES [15]	Online active-set	Dense	✓	Limited	High	✗
	EQUADPROG [16]	Goldfarb-Idnani active-set	Dense	✓	Limited	High	✗

B. From interior to non-interior point

In this section, we highlight the connections between IPMs and ALMs, which motivate the development of our path-following NIP methods. For clarity of exposition, we omit equality constraints; however, they can be easily integrated.

IPMs relax the complementarity constraints by employing the log-barrier functions. Inequality constraints are incorporated into the objective as barrier terms, yielding

$$\begin{aligned} \min_{\mathbf{x}, \mathbf{s}} \quad & \frac{1}{2} \mathbf{x}^\top \mathbf{Q} \mathbf{x} + \mathbf{c}^\top \mathbf{x} - \mu \sum_{j=1}^p \log(\mathbf{s}_j) \\ \text{subject to} \quad & \mathbf{G} \mathbf{x} + \mathbf{s} = \mathbf{h}, \end{aligned} \quad (5)$$

where $\mu \in \mathbb{R}_+$ is the barrier parameter. The associated KKT conditions can be written compactly as

$$\mathbf{r}(\mathbf{U}; \mu) = \begin{bmatrix} \mathbf{Q}\mathbf{x} + \mathbf{c} + \mathbf{G}^\top \mathbf{z} \\ \mathbf{G}\mathbf{x} + \mathbf{s} - \mathbf{h} \\ \mathbf{s} \circ \mathbf{z} - \mu \mathbf{1} \end{bmatrix} = \mathbf{0}, \quad (\mathbf{s}, \mathbf{z}) \geq \mathbf{0}, \quad (6)$$

where $\mathbf{U} = (\mathbf{x}, \mathbf{s}, \mathbf{z})$ denotes the collection of primal and dual variables. To find the root of the above equation (i.e., KKT point), we apply the Newton's method to Eq. (6), which leads to the following linear system

$$\begin{bmatrix} \mathbf{Q} & \mathbf{G}^\top \\ \mathbf{G} & \mathbf{I} \\ & \mathbf{S} & \mathbf{Z} \end{bmatrix} \begin{bmatrix} \Delta \mathbf{x} \\ \Delta \mathbf{z} \\ \Delta \mathbf{s} \end{bmatrix} = - \begin{bmatrix} \mathbf{Q}\mathbf{x} + \mathbf{c} + \mathbf{G}^\top \mathbf{z} \\ \mathbf{G}\mathbf{x} + \mathbf{s} - \mathbf{h} \\ \mathbf{s} \circ \mathbf{z} - \mu \mathbf{1} \end{bmatrix} \quad (7)$$

with $\mathbf{S} = \text{diag}(\mathbf{s})$ and $\mathbf{Z} = \text{diag}(\mathbf{z})$ denoting the diagonal matrices of slack and dual variables, respectively, and $\mathbf{1}$ as a vector with ones.

Eq. (6) satisfies a relaxed complementarity slackness condition, i.e., $\mathbf{s} \circ \mathbf{z} = \mu \mathbf{1}$. When solving the parametrized QP problem, each value of μ yields a primal-dual point along the central path. In practice, we recover the solution of Eq. (2) by solving a sequence of unconstrained problems with progressively decreasing barrier parameters, letting $\mu \rightarrow 0$.

Smoothing the complementarity conditions offers a more “natural” alternative to the projection mechanisms commonly used in ALMs, as it introduces a continuation procedure that gradually drives $\mu \rightarrow 0$ (see Fig. 2).

However, logarithmic barriers force iterates to remain strictly within the interior of the feasible region. In addition to restricting the search direction, this constraint complicates

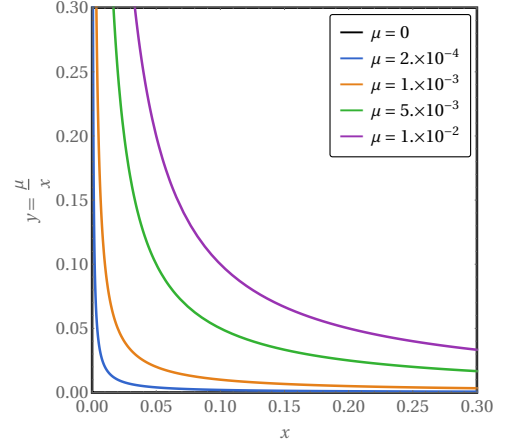


Fig. 2: Log-barrier function as μ approaches 0. The approximation becomes closer to the indicator function.

warm-starting. These limitations have motivated renewed interest in augmented-Lagrangian approaches for robotics and AI [10]; nevertheless, we argue that their reliance on projection mechanisms can be restrictive.

To address the limitations inherent in both IPMs and ALMs, we begin by introducing consensus variables $\boldsymbol{\xi} \in \mathbb{R}^p$:

$$\begin{aligned} \min_{\mathbf{x}, \mathbf{s}, \boldsymbol{\xi}} \quad & \frac{1}{2} \mathbf{x}^\top \mathbf{Q} \mathbf{x} + \mathbf{c}^\top \mathbf{x} \\ \text{subject to} \quad & \mathbf{G} \mathbf{x} + \mathbf{s} = \mathbf{h}, \\ & \mathbf{s} = \boldsymbol{\xi}, \\ & \boldsymbol{\xi} \geq \mathbf{0}. \end{aligned} \quad (8)$$

We then construct an equality-constrained problem by applying log-barrier functions to the inequality constraints (as in IPMs), i.e.,

$$\begin{aligned} \min_{\mathbf{x}, \mathbf{s}, \boldsymbol{\xi}} \quad & \frac{1}{2} \mathbf{x}^\top \mathbf{Q} \mathbf{x} + \mathbf{c}^\top \mathbf{x} - \mu \sum_{j=1}^p \log(\xi_j) \\ \text{subject to} \quad & \mathbf{G} \mathbf{x} + \mathbf{s} = \mathbf{h}, \\ & \mathbf{s} = \boldsymbol{\xi}. \end{aligned} \quad (9)$$

We finally relax the strict interior-point condition by introducing a quadratic penalty to the consensus constraint. This yields

to a *penalty-barrier function* that blends ideas from IPMs and ALMs:

$$\begin{aligned} \min_{\mathbf{x}, \mathbf{s}, \boldsymbol{\xi}} \quad & \frac{1}{2} \mathbf{x}^\top \mathbf{Q} \mathbf{x} + \mathbf{c}^\top \mathbf{x} - \mu \sum_{j=1}^p \log(\xi_j) + \frac{1}{2} \|\mathbf{s} - \boldsymbol{\xi}\|_2^2 \\ \text{subject to} \quad & \mathbf{G} \mathbf{x} + \mathbf{s} = \mathbf{h}, \\ & \mathbf{s} = \boldsymbol{\xi}. \end{aligned} \quad (10)$$

The Lagrangian associated with this penalty-barrier formulation is given by

$$\begin{aligned} \mathcal{P}(\tilde{\mathbf{U}}; \mu) = & \frac{1}{2} \mathbf{x}^\top \mathbf{Q} \mathbf{x} + \mathbf{c}^\top \mathbf{x} - \mu \sum_{j=1}^p \log(\xi_j) + \frac{1}{2} \|\mathbf{s} - \boldsymbol{\xi}\|_2^2 \\ & - \mathbf{w}^\top (\mathbf{s} - \boldsymbol{\xi}) + \mathbf{z}^\top (\mathbf{G} \mathbf{x} + \mathbf{s} - \mathbf{h}), \end{aligned} \quad (11)$$

where $\mathbf{w} \in \mathbb{R}^p$ is the Lagrange multipliers associated with the consensus constraint and $\tilde{\mathbf{U}} = (\mathbf{x}, \mathbf{s}, \boldsymbol{\xi}, \mathbf{w}, \mathbf{z})$ collects primal and dual decision variables. Therefore, the first-order necessary conditions are given by:

$$\tilde{\mathbf{r}}(\tilde{\mathbf{U}}; \mu) = \begin{bmatrix} \nabla_{\mathbf{x}} \mathcal{P} \\ \nabla_{\mathbf{z}} \mathcal{P} \\ \nabla_{\mathbf{w}} \mathcal{P} \\ \nabla_{\boldsymbol{\xi}} \mathcal{P} \\ \nabla_{\mathbf{s}} \mathcal{P} \end{bmatrix} = \begin{bmatrix} \mathbf{Q} \mathbf{x} + \mathbf{c} + \mathbf{G}^\top \mathbf{z} \\ \mathbf{G} \mathbf{x} + \mathbf{s} - \mathbf{h} \\ \mathbf{s} - \boldsymbol{\xi} \\ -\mu \boldsymbol{\xi}^{\circ-1} - (\mathbf{s} - \boldsymbol{\xi}) + \mathbf{w} \\ \mathbf{s} - \boldsymbol{\xi} - \mathbf{w} + \mathbf{z} \end{bmatrix} = \mathbf{0}. \quad (12)$$

From these conditions, we observe that we can find a closed-form solution for the consensus variable $\boldsymbol{\xi}$, as $\nabla_{\boldsymbol{\xi}} \mathcal{L} = \mathbf{0}$ is a second-order polynomial, i.e.,

$$\boldsymbol{\xi}^{\circ 2} - (\mathbf{s} - \mathbf{w}) \circ \boldsymbol{\xi} - \mu \mathbf{1} = \mathbf{0}. \quad (13)$$

To satisfy the condition $\boldsymbol{\xi} > \mathbf{0}$, we must pick the positive solution:

$$\boldsymbol{\xi} = \frac{(\mathbf{s} - \mathbf{w}) + \sqrt{(\mathbf{s} - \mathbf{w})^{\circ 2} + 4\mu \mathbf{1}}}{2}. \quad (14)$$

We also observe that $\mathbf{w} = \mathbf{z}$ from equations $\nabla_{\mathbf{w}} \mathcal{L} = \mathbf{0}$ and $\nabla_{\mathbf{s}} \mathcal{L} = \mathbf{0}$. This leads to:

$$\boldsymbol{\xi} = \frac{(\mathbf{s} - \mathbf{z}) + \sqrt{(\mathbf{s} - \mathbf{z})^{\circ 2} + 4\mu \mathbf{1}}}{2}. \quad (15)$$

Finally, by injecting the above result into $\nabla_{\mathbf{w}} \mathcal{L} = \mathbf{0}$ we obtain the equivalent KKT conditions:

$$\mathbf{r}(\mathbf{U}; \mu) = \begin{bmatrix} \mathbf{Q} \mathbf{x} + \mathbf{c} + \mathbf{G}^\top \mathbf{z} \\ \mathbf{G} \mathbf{x} + \mathbf{s} - \mathbf{h} \\ \mathbf{s} + \mathbf{z} - \sqrt{(\mathbf{s} - \mathbf{z})^{\circ 2} + 4\mu \mathbf{1}} \end{bmatrix} = \mathbf{0}. \quad (16)$$

Eq. (16) can be rewritten as follows:

$$\mathbf{r}(\mathbf{U}; \mu) = \begin{bmatrix} \mathbf{Q} \mathbf{x} + \mathbf{c} + \mathbf{G}^\top \mathbf{z} \\ \mathbf{G} \mathbf{x} + \mathbf{s} - \mathbf{h} \\ \phi(\mathbf{s}, \mathbf{z}; \mu) \end{bmatrix} = \mathbf{0}, \quad (17)$$

where $\phi : \mathbb{R}^p \times \mathbb{R}^p \rightarrow \mathbb{R}^p$ is a general NCP function, representing ϕ^{MIN} or ϕ^{FB} . This is because we could recognize the smoothed minimum NCP function $\phi^{\text{MIN}} : \mathbb{R}^p \times \mathbb{R}^p \rightarrow \mathbb{R}^p$, i.e.,

$$\phi^{\text{MIN}}(\mathbf{s}, \mathbf{z}; \mu) = \mathbf{s} + \mathbf{z} - \sqrt{(\mathbf{s} - \mathbf{z})^{\circ 2} + 4\mu \mathbf{1}}. \quad (18)$$

Moreover, smoothed NCP functions satisfy the following fundamental property [35]:

$$\phi(\mathbf{s}, \mathbf{z}; \mu) = \mathbf{0} \iff \mathbf{s} \geq \mathbf{0}, \quad \mathbf{z} \geq \mathbf{0}, \quad \mathbf{s} \circ \mathbf{z} = \mu \mathbf{1}. \quad (19)$$

where, by injecting the centrality constraint $\mathbf{s} \circ \mathbf{z} = \mu \mathbf{1}$, we transform a smoothed minimum NCP function as a regularized Fischer–Burmeister NCP, i.e.,

$$\begin{aligned} \phi^{\text{MIN}}(\mathbf{s}, \mathbf{z}; \mu) &= \mathbf{s} + \mathbf{z} - \sqrt{\mathbf{s}^{\circ 2} - 2\mathbf{s} \circ \mathbf{z} + \mathbf{z}^{\circ 2} + 4\mu \mathbf{1}} \\ &= \mathbf{s} + \mathbf{z} - \sqrt{\mathbf{s}^{\circ 2} + \mathbf{z}^{\circ 2} + 2\mu \mathbf{1}} \\ &= \phi^{\text{FB}}(\mathbf{s}, \mathbf{z}; \mu). \end{aligned} \quad (20)$$

Finally, the nonlinear system of equations in Eq. (17) is solved by applying Newton's method:

$$\begin{bmatrix} \mathbf{Q} & \mathbf{G}^\top & \mathbf{0} \\ \mathbf{G} & \mathbf{I} & \mathbf{0} \\ \mathbf{0} & \boldsymbol{\Phi}_{\mathbf{z}} & \boldsymbol{\Phi}_{\mathbf{s}} \end{bmatrix} \begin{bmatrix} \Delta \mathbf{x} \\ \Delta \mathbf{z} \\ \Delta \mathbf{s} \end{bmatrix} = - \begin{bmatrix} \mathbf{Q} \mathbf{x} + \mathbf{c} + \mathbf{G}^\top \mathbf{z} \\ \mathbf{G} \mathbf{x} + \mathbf{s} - \mathbf{h} \\ \phi(\mathbf{s}, \mathbf{z}; \mu) \end{bmatrix}, \quad (21)$$

where $\boldsymbol{\Phi}_{\mathbf{z}} \in \mathbb{R}^{p \times p}$ and $\boldsymbol{\Phi}_{\mathbf{s}} \in \mathbb{R}^{p \times p}$ are diagonal matrices denoting the NCP Jacobians.

To promote convergence, the iterates of NIP methods are typically constrained to a neighborhood of the central path. This is defined (see [42]) as follows:

$$\mathcal{N}(\beta) = \{\mathbf{U} \in \mathbb{R}^{n+2p} : \|\mathbf{r}(\mathbf{U}; \mu)\| \leq \beta \mu, \mu > 0\}, \quad (22)$$

where β determines the radius of the neighborhood, ensuring that the iterates remain sufficiently close to the central path as $\mu \rightarrow 0$. Compared to IPMs, this approach does not impose restrictions on \mathbf{s} and \mathbf{z} , since the domain of $\phi(\mathbf{s}, \mathbf{z}; \mu)$ includes the positive orthant of these variables. Next, we delve into another insight on which ODYN is based.

C. From degeneracy to regularity

We begin by understanding what degeneracy is. To do so, we focus on equality-constrained QP problems:

$$\begin{aligned} \min_{\mathbf{x} \in \mathbb{R}^n} \quad & \frac{1}{2} \mathbf{x}^\top \mathbf{Q} \mathbf{x} + \mathbf{c}^\top \mathbf{x} \\ \text{subject to} \quad & \mathbf{A} \mathbf{x} = \mathbf{b}. \end{aligned} \quad (23)$$

where its KKT system is defined as:

$$\begin{bmatrix} \mathbf{Q} & \mathbf{A}^\top \\ \mathbf{A} & \mathbf{0} \end{bmatrix} \begin{bmatrix} \Delta \mathbf{x} \\ \Delta \mathbf{y} \end{bmatrix} = - \begin{bmatrix} \mathbf{Q} \mathbf{x} + \mathbf{c} + \mathbf{A}^\top \mathbf{y} \\ \mathbf{A} \mathbf{x} - \mathbf{b} \end{bmatrix}. \quad (24)$$

To be able to factorize this KKT system, we require (i) strong convexity ($\mathbf{Q} \succ \mathbf{0}$) and (ii) linear independence in the constraint matrix \mathbf{A} (\mathbf{A} is full rank). Handling this becomes more challenging if the KKT matrix is ill-conditioned. For instance, apart of the extra computational demand, pseudo-inverses are not an option because:

- (i) Numerical instability occurs when \mathbf{Q} or \mathbf{A} are ill-conditioned or rank deficient.
- (ii) Their *one-shot projection* (i.e., poor globalization) does not provides a convergence mechanism or guarantee.

Proximal point algorithms introduce regularity by relying on quadratic penalties [43]. They can be used to handle QP

problems that are not strict convex or with ill-conditioning by casting the problem as follows

$$\max_{\mathbf{x}} \min_{\mathbf{y}} \mathcal{L}(\mathbf{x}, \mathbf{y}) + \frac{\rho_d}{2} \|\mathbf{x} - \mathbf{x}_E\|_2^2 - \frac{\rho_e}{2} \|\mathbf{y} - \mathbf{y}_E\|_2^2, \quad (25)$$

where $\mathcal{L}(\mathbf{x}, \mathbf{y}) = \frac{1}{2} \mathbf{x}^\top \mathbf{Q} \mathbf{x} + \mathbf{c}^\top \mathbf{x} + \mathbf{y}^\top (\mathbf{A} \mathbf{x} - \mathbf{b})$, and $\mathbf{x}_E \in \mathbb{R}^n$ and $\mathbf{y}_E \in \mathbb{R}^m$ are the primal and dual estimates, respectively, and $\rho_d, \rho_e \in \mathbb{R}_+$ are the proximal penalties. Eq. (25) is equivalent to shifting the constraints by $(\mathbf{x}_E, \mathbf{y}_E)$. This is because Eq. (25) can be rewritten as:

$$\begin{aligned} \min_{\mathbf{x}, \mathbf{y}} \quad & \frac{1}{2} \mathbf{x}^\top \mathbf{Q} \mathbf{x} + \mathbf{c}^\top \mathbf{x} + \frac{\rho_d}{2} \|\mathbf{x} - \mathbf{x}_E\|_2^2 + (\mathbf{A} \mathbf{x} - \mathbf{b})^\top \mathbf{y}_E \\ & + \frac{1}{2\rho_e} \|\mathbf{A} \mathbf{x} - \mathbf{b}\|_2^2 - \frac{1}{2\rho_e} \|\mathbf{A} \mathbf{x} - \mathbf{b} - \rho_e(\mathbf{y} - \mathbf{y}_E)\|_2^2. \end{aligned} \quad (26)$$

From the problem in Eq. (26), we have the following *perturbed KKT conditions*:

$$\mathbf{r}(\hat{\mathbf{U}}; \hat{\boldsymbol{\rho}}, \hat{\mathbf{U}}_E) = \begin{bmatrix} \mathbf{Q} \mathbf{x} + \mathbf{c} + \mathbf{A}^\top \mathbf{y} + \rho_d(\mathbf{x} - \mathbf{x}_E) \\ \mathbf{A} \mathbf{x} - \mathbf{b} - \rho_e(\mathbf{y} - \mathbf{y}_E) \end{bmatrix}, \quad (27)$$

where $\hat{\mathbf{U}} = (\mathbf{x}, \mathbf{y})$, $\hat{\mathbf{U}}_E = (\mathbf{x}_E, \mathbf{y}_E)$, $\hat{\boldsymbol{\rho}} = (\rho_d, \rho_e)$ denote the stacked primal-dual variables, their estimates, and the regularization parameters, respectively.

The last couple of terms of Eq. (26) can be seen as the *Forsgren-Gill primal-dual penalty function* associated with the shifted constraints:

$$\mathbf{A} \mathbf{x} - \mathbf{b} - \rho_e \mathbf{y}_E = \mathbf{0}. \quad (28)$$

This is also known as proximal point Lagrangian function. Additionally, the term $\frac{\rho_d}{2} \|\mathbf{x} - \mathbf{x}_E\|_2^2$ in Eq. (26) can be recognized as the proximal point penalty function. Therefore, combining both proximal point functions together with the term $\mathbf{y}_E^\top (\mathbf{A} \mathbf{x} - \mathbf{b})$ lead to a *shifted primal-dual penalty function*, or a primal-dual proximal point penalty and Lagrangian function.

The parameters $\rho_d, \rho_e, \mathbf{x}_E$ and \mathbf{y}_E provide a central path towards the solution. This defines a convergence mechanism in contrast to pseudo-inverses. Finally, we now need to factorize the following perturbed KKT system:

$$\begin{bmatrix} \tilde{\mathbf{Q}} & \mathbf{A}^\top \\ \mathbf{A} & -\rho_e \mathbf{I} \end{bmatrix} \begin{bmatrix} \Delta \mathbf{x} \\ \Delta \mathbf{y} \end{bmatrix} = - \begin{bmatrix} \mathbf{Q} \mathbf{x} + \mathbf{c} + \mathbf{A}^\top \mathbf{y} + \rho_d(\mathbf{x} - \mathbf{x}_E) \\ \mathbf{A} \mathbf{x} - \mathbf{b} - \rho_e(\mathbf{y} - \mathbf{y}_E) \end{bmatrix} \quad (29)$$

with $\tilde{\mathbf{Q}} = \mathbf{Q} + \rho_d \mathbf{I}$ denoting the regularized Hessian matrix, which ensures that the sufficient optimality conditions are satisfied even for linear programs and quasi-convex problems.

We are now ready to describe how degeneracy in complementarity conditions is handled via an all-shifted mechanism, and to introduce the ODYN QP algorithm.

IV. ALL-SHIFTED NON-INTERIOR POINT QP (ODYN)

This section presents the mathematical formulation and algorithmic design of ODYN. We start by describing our novel all-shifted NCP functions.

A. All-shifted NCP functions

To provide regularity to the nonlinear complementarity conditions and effectively handle degeneracy, we formulate Eq. (10) as:

$$\begin{aligned} \max_{\mathbf{x}, \mathbf{s}, \boldsymbol{\xi}} \min_{\mathbf{w}, \mathbf{z}} \quad & \mathcal{P}(\tilde{\mathbf{U}}; \mu) + \frac{\rho_n}{4} \|\mathbf{s} - \mathbf{s}_E\|_2^2 \\ & - \frac{\rho_n}{4} \|\mathbf{w} - \mathbf{w}_E\|_2^2 - \frac{\rho_n}{2} (\mathbf{s} - \mathbf{s}_E)^\top (\mathbf{w} - \mathbf{w}_E), \end{aligned} \quad (30)$$

where $\mathbf{s}_E \in \mathbb{R}^p$ and $\mathbf{w}_E \in \mathbb{R}^p$ are the estimates of the slack variables and consensus multipliers, respectively. Note that we recover the optimality conditions of Eq. (10) when $\mathbf{s}_E = \mathbf{s}^*$ and $\mathbf{w}_E = \mathbf{w}^*$ and, for the sake of simplicity, we restrict our attention to inequality constraints.

Eq. (30) yields to the following *perturbed NCP Lagrangian*:

$$\begin{aligned} \tilde{\mathcal{P}}(\tilde{\mathbf{U}}; \mu, \rho_n, \mathbf{s}_E, \mathbf{w}_E) = & \mathcal{P}(\tilde{\mathbf{U}}; \mu) + \frac{\rho_n}{4} \|\mathbf{s} - \mathbf{s}_E\|_2^2 \\ & - \frac{\rho_n}{4} \|\mathbf{w} - \mathbf{w}_E\|_2^2 - \frac{\rho_n}{2} (\mathbf{s} - \mathbf{s}_E)^\top (\mathbf{w} - \mathbf{w}_E) \end{aligned} \quad (31)$$

in which its first-order necessary conditions are obtained by taking the following derivatives:

$$\begin{aligned} \nabla_{\mathbf{x}} \tilde{\mathcal{P}} &= \mathbf{Q} \mathbf{x} + \mathbf{c} + \mathbf{G}^\top \mathbf{z}, \\ \nabla_{\mathbf{y}} \tilde{\mathcal{P}} &= \mathbf{G} \mathbf{x} + \mathbf{s} - \mathbf{h}, \\ \nabla_{\mathbf{w}} \tilde{\mathcal{P}} &= \mathbf{s} - \boldsymbol{\xi} + \frac{\rho_n}{2} (\mathbf{s} - \mathbf{s}_E) + \frac{\rho_n}{2} (\mathbf{w} - \mathbf{w}_E), \\ \nabla_{\boldsymbol{\xi}} \tilde{\mathcal{P}} &= -\mu \boldsymbol{\xi}^{-1} - (\mathbf{s} - \boldsymbol{\xi}) + \mathbf{w}, \\ \nabla_{\mathbf{s}} \tilde{\mathcal{P}} &= \mathbf{s} - \boldsymbol{\xi} + \frac{\rho_n}{2} (\mathbf{s} - \mathbf{s}_E) - \frac{\rho_n}{2} (\mathbf{w} - \mathbf{w}_E) - \mathbf{w} + \mathbf{z}. \end{aligned} \quad (32)$$

Similarly to Section III-B, we find a closed-form solution for the consensus variable $\boldsymbol{\xi}$. Additionally, we observe that Eq. (32) is the perturbed version of Eq. (12).

From $\nabla_{\mathbf{w}} \tilde{\mathcal{P}} = \mathbf{0}$ and $\nabla_{\mathbf{s}} \tilde{\mathcal{P}} = \mathbf{0}$, we obtain a perturbed dual consensus constraint $\mathbf{z} - \mathbf{w} - \rho_n(\mathbf{w} - \mathbf{w}_E)$. Therefore, the first-order necessary conditions in Eq. (32) can be equivalently rewritten as:

$$\mathbf{r}(\mathbf{U}; \mu) = \begin{bmatrix} \mathbf{Q} \mathbf{x} + \mathbf{c} + \mathbf{G}^\top \mathbf{z} \\ \mathbf{G} \mathbf{x} + \mathbf{s} - \mathbf{h} \\ \mathbf{z} - \mathbf{w} - \rho_n(\mathbf{w} - \mathbf{w}_E) \\ \phi(\mathbf{s}, \mathbf{w}; \mu) + \rho_n(\mathbf{s} - \mathbf{s}_E) + \rho_n(\mathbf{w} - \mathbf{w}_E) \end{bmatrix}, \quad (33)$$

in which, by substituting the solution $\boldsymbol{\xi}$ in $\nabla_{\mathbf{w}} \mathcal{L} = \mathbf{0}$, the all-shifted NCP functions is obtained as follows

$$\phi(\mathbf{s}, \mathbf{w}; \mu) + \rho_n(\mathbf{s} - \mathbf{s}_E) + \rho_n(\mathbf{w} - \mathbf{w}_E). \quad (34)$$

Including this regularity helps dealing with degenerated complementarity conditions, i.e., for some j we may have $s_j = z_j = 0$. For instances, if we do not include this regularization, the NCP becomes flat nears convergence (i.e., $\mu = 0$).

We describe a complete algorithm for solving degenerated QP problems in the next section.

B. All-shifted non-interior quadratic programming

We combine the all-shifted NCP functions with proximal penalties and Lagrangian terms to develop our path-following NIP method. In particular, ODYN solves the following perturbed saddle-point problem:

$$\begin{aligned} \max_{\mathbf{x}, \mathbf{s}, \boldsymbol{\xi}} \min_{\mathbf{w}, \mathbf{y}, \mathbf{z}} \quad & \tilde{\mathcal{P}}(\tilde{\mathbf{U}}; \mu, \rho_n, \mathbf{s}_E, \mathbf{w}_E) + \frac{\rho_d}{2} \|\mathbf{x} - \mathbf{x}_E\|_2^2 \\ & - \frac{\rho_e}{2} \|\mathbf{y} - \mathbf{y}_E\|_2^2 - \frac{\rho_i}{2} \|\mathbf{z} - \mathbf{z}_E\|_2^2, \end{aligned} \quad (35)$$

where $\rho_i \in \mathbb{R}_+$ and $\mathbf{z}_E \in \mathbb{R}^p$ are the inequality regularization parameter and estimates, respectively, and including inequality constraints in $\tilde{\mathcal{P}}(\tilde{\mathbf{U}}; \mu, \rho_n, \mathbf{s}_E, \mathbf{w}_E)$ with $\tilde{\mathbf{U}} = (\mathbf{x}, \mathbf{s}, \boldsymbol{\xi}, \mathbf{w}, \mathbf{y}, \mathbf{z})$. Its KKT conditions are given by:

$$\begin{bmatrix} \tilde{\mathbf{r}}_d \\ \tilde{\mathbf{r}}_e \\ \tilde{\mathbf{r}}_i \\ \tilde{\mathbf{r}}_c \\ \tilde{\mathbf{r}}_g \end{bmatrix} = \begin{bmatrix} \mathbf{Q}\mathbf{x} + \mathbf{c} + \mathbf{A}^\top \mathbf{y} + \mathbf{G}^\top \mathbf{z} + \rho_d(\mathbf{x} - \mathbf{x}_E) \\ \mathbf{A}\mathbf{x} - \mathbf{b} - \rho_e(\mathbf{y} - \mathbf{y}_E) \\ \mathbf{G}\mathbf{x} + \mathbf{s} - \mathbf{h} - \rho_i(\mathbf{z} - \mathbf{z}_E) \\ \mathbf{z} - \mathbf{w} - \rho_n(\mathbf{w} - \mathbf{w}_E) \\ \phi(\mathbf{s}, \mathbf{w}; \mu) + \rho_n(\mathbf{s} - \mathbf{s}_E) + \rho_n(\mathbf{w} - \mathbf{w}_E) \end{bmatrix}, \quad (36)$$

where $\tilde{\mathbf{r}}_d \in \mathbb{R}^n$ is the perturbed dual residual, $\tilde{\mathbf{r}}_e \in \mathbb{R}^m$, $\tilde{\mathbf{r}}_i \in \mathbb{R}^p$ and $\tilde{\mathbf{r}}_c \in \mathbb{R}^p$ are the perturbed residual vectors associated to equality, inequality and consensus constraints, respectively.

In practice, we observe that the proximal term associated with the consensus constraint $\tilde{\mathbf{r}}_c$ has a negligible effect. Therefore, we further condense the KKT conditions by substituting $\mathbf{w} = \mathbf{z}$ into Eq. (37), yielding:

$$\tilde{\mathbf{r}}(\mathbf{U}; \Pi) = \begin{bmatrix} \tilde{\mathbf{r}}_d \\ \tilde{\mathbf{r}}_e \\ \tilde{\mathbf{r}}_i \\ \tilde{\mathbf{r}}_g \end{bmatrix} = \begin{bmatrix} \mathbf{Q}\mathbf{x} + \mathbf{c} + \mathbf{A}^\top \mathbf{y} + \mathbf{G}^\top \mathbf{z} + \rho_d(\mathbf{x} - \mathbf{x}_E) \\ \mathbf{A}\mathbf{x} - \mathbf{b} - \rho_e(\mathbf{y} - \mathbf{y}_E) \\ \mathbf{G}\mathbf{x} + \mathbf{s} - \mathbf{h} - \rho_i(\mathbf{z} - \mathbf{z}_E) \\ \phi(\mathbf{s}, \mathbf{z}; \mu) + \rho_n(\mathbf{s} - \mathbf{s}_E) + \rho_n(\mathbf{z} - \mathbf{z}_E) \end{bmatrix} \quad (37)$$

C. Search direction

To compute the KKT point in Eq. (37), we apply the Newton's method. As the Newton's method iterates over a linear approximation of the NCP functions, this produces a search direction at each iteration obtained by factorizing the following saddle-point system:

$$\begin{bmatrix} \tilde{\mathbf{Q}} & \mathbf{A}^\top & \mathbf{G}^\top \\ \mathbf{A} & -\rho_e \mathbf{I} & \\ \mathbf{G} & & -\rho_i \mathbf{I} & \mathbf{I} \\ & & \tilde{\boldsymbol{\Phi}}_{\mathbf{z}} & \tilde{\boldsymbol{\Phi}}_{\mathbf{s}} \end{bmatrix} \begin{bmatrix} \Delta \mathbf{x} \\ \Delta \mathbf{y} \\ \Delta \mathbf{z} \\ \Delta \mathbf{s} \end{bmatrix} = - \begin{bmatrix} \tilde{\mathbf{r}}_d \\ \tilde{\mathbf{r}}_e \\ \tilde{\mathbf{r}}_i \\ \tilde{\mathbf{r}}_g \end{bmatrix}, \quad (38)$$

where $\tilde{\boldsymbol{\Phi}}_{\mathbf{s}} = \boldsymbol{\Phi}_{\mathbf{s}} + \rho_n \mathbf{I}$ and $\tilde{\boldsymbol{\Phi}}_{\mathbf{z}} = \boldsymbol{\Phi}_{\mathbf{z}} + \rho_n \mathbf{I}$ are the regularized NCP Jacobians with respect to the slack variables and inequality multipliers, respectively.

To increase computational efficiency, we could condense Eq. (38) as follows:

$$\begin{bmatrix} \tilde{\mathbf{Q}} & \mathbf{J}^\top \\ \mathbf{J} & -\mathbf{D} \end{bmatrix} \begin{bmatrix} \Delta \mathbf{x} \\ \Delta \boldsymbol{\lambda} \end{bmatrix} = - \begin{bmatrix} \tilde{\mathbf{r}}_d \\ \tilde{\mathbf{r}}_p \end{bmatrix}, \quad (39)$$

where $\Delta \boldsymbol{\lambda} = [\Delta \mathbf{y}^\top \Delta \mathbf{z}^\top]^\top \in \mathbb{R}^{m+p}$ is the stacked search direction for equality and inequality multipliers, $\tilde{\mathbf{r}}_p =$

$[\tilde{\mathbf{r}}_e^\top \tilde{\mathbf{r}}_i^\top]^\top \in \mathbb{R}^{m+p}$ is the right-hand-side term associated to the constraint residuals (i.e., the perturbed residuals), $\tilde{\mathbf{r}}_i = \tilde{\mathbf{r}}_i - \mathbf{q}$ is the condensed right-side term used to compute $\Delta \mathbf{z}$, $\mathbf{P} = \tilde{\boldsymbol{\Phi}}_{\mathbf{s}}^{-1} \tilde{\boldsymbol{\Phi}}_{\mathbf{z}}$ is a diagonal matrix, $\mathbf{q} = \tilde{\boldsymbol{\Phi}}_{\mathbf{s}}^{-1} \tilde{\mathbf{r}}_g$, $\mathbf{J}^\top = [\mathbf{A}^\top \mathbf{G}^\top]^\top$ stacks the Jacobian matrices of the constraints, and the diagonal matrix \mathbf{D} is defined as:

$$\mathbf{D} = \begin{bmatrix} \rho_e \mathbf{I} & \\ & \tilde{\mathbf{P}} \end{bmatrix}, \quad (40)$$

with $\tilde{\mathbf{P}} = \mathbf{P} + \rho_i \mathbf{I}$. The system in Eq. (39) can be factorized using a condensed Hessian matrix $\mathbf{H} = \tilde{\mathbf{Q}} + \mathbf{J}^\top \mathbf{D}^{-1} \mathbf{J} \succ \mathbf{0}$. Since \mathbf{H} is positive definite, we employ a Cholesky factorization, exploiting the trivial inversion of the diagonal matrix \mathbf{D} . This yields the following search directions:

$$\Delta \mathbf{x} = -\mathbf{H}^{-1}(\tilde{\mathbf{r}}_d + \mathbf{J}^\top \mathbf{D}^{-1} \tilde{\mathbf{r}}_p), \quad (41a)$$

$$\Delta \boldsymbol{\lambda} = \mathbf{D}^{-1}(\mathbf{J} \Delta \mathbf{x} + \tilde{\mathbf{r}}_p), \quad (41b)$$

$$\Delta \mathbf{s} = -(\mathbf{P} \Delta \mathbf{z} + \mathbf{q}). \quad (41c)$$

We refer to this approach as the *condensed-KKT* formulation. In contrast, the *full-KKT* system in Eq. (38) can be factorized using an LDL^T decomposition or a quasi-definite LDT scheme [3]. We now describe the step-acceptance criteria.

D. Step acceptance

A candidate solution is obtained from $\Delta \mathbf{U} = (\Delta \mathbf{x}, \Delta \mathbf{s}, \Delta \mathbf{y}, \Delta \mathbf{z})$ via a line search procedure, i.e., $\mathbf{U}^+ = \mathbf{U} + \alpha \Delta \mathbf{U}$, where $\alpha \in (0, 1]$ is the step length parameter. To assess a candidate solution, we employ a natural merit function defined as follows:

$$\mathcal{M}(\mathbf{U}) = \frac{1}{2}(\tilde{\mathbf{r}}_d^\top \tilde{\mathbf{r}}_d + \tilde{\mathbf{r}}_p^\top \tilde{\mathbf{r}}_p + \tilde{\mathbf{r}}_g^\top \tilde{\mathbf{r}}_g), \quad (42)$$

where $\tilde{\mathbf{r}}_p = [\tilde{\mathbf{r}}_e^\top \tilde{\mathbf{r}}_i^\top]^\top$ is the concatenation of the perturbed equality and inequality constraint residuals.

Although NCP functions temporarily allow iterates to leave the positive orthant, the feasible neighborhood they define is typically narrow, limiting the step lengths accepted during line search. To mitigate this limitation, we develop a *flexible backtracking line search* based on a relaxed Armijo condition. Specifically, for a candidate step length α , we require:

$$\mathcal{M}(\mathbf{U} + \alpha \Delta \mathbf{U}) \leq \gamma \mathcal{M}(\mathbf{U}) + \alpha \eta D \mathcal{M}(\mathbf{U})^\top \Delta \mathbf{U}, \quad (43)$$

where $\gamma > 0$ is a scaling parameter that controls the degree of non-monotonicity and $\eta > 0$ is a small positive constant.

This condition draws inspiration from the non-monotone line search in [44], but differs in that we use a scaled version of the current merit function as the reference value rather than a moving average. Additionally, the natural merit function \mathcal{M} is evaluated using the perturbed KKT residuals.

E. Centering algorithm

The barrier or smoothing parameter for the NCP functions is computed as proposed in [35], i.e.,

$$\mu = \frac{\|\min(\mathbf{s}, \mathbf{z})\|_2^2}{p}, \quad (44)$$

where p is the number of inequality constraints. This formulation ensures that μ reflects the degree of complementarity violation. The smoothing parameter is updated using:

$$\mu^+ = \max(\mu_{\min}, \sigma\mu), \quad (45)$$

where $\sigma \in (0, 1)$ is a reduction factor, often referred to as the *centering parameter* in the IPM literature [1].

The centering parameter σ is adjusted dynamically according to a *trust-region-inspired rule*, as detailed in Algorithm 1. Our strategy resembles the heuristic used in PiQP [9] for updating proximal regularization parameters. However, our update is less aggressive: we apply fixed decrease and increase factors based on the observed progress. Specifically, if the KKT residual \mathbf{r}^+ is sufficiently reduced relative to the previous residual \mathbf{r} , we decrease the centering parameter as

$$\sigma^+ = \max(\sigma_{\min}, \sigma - \delta^- \sigma), \quad (46)$$

or increase the centering parameters to promote larger steps as

$$\sigma^+ = \min(\sigma_{\max}, \sigma + \delta^+(1 - \sigma)), \quad (47)$$

where σ_{\min} and σ_{\max} are the minimum and maximum allowed value for the centering parameter, respectively, with δ^- and δ^+ as the decrease and increase factors.

In Algorithm 1, the barrier parameter μ is enforced to decrease monotonically. If an increase in the complementarity residual is detected, μ is clamped to its previous value μ_{old} to prevent growth in the barrier parameter. Note that $\mathbf{\Pi} = (\mu, \boldsymbol{\rho}, \mathbf{U}_E)$ denotes the collection of ODYN parameters

F. Proximal primal–dual estimates

Proximal methods typically use either the previous or the current primal–dual iterate as the reference point for the proximal terms [9], [10]. In contrast, we introduce an interpolated estimate between these two choices. Specifically, the updated primal–dual references are computed as:

$$\begin{aligned} \mathbf{x}_E &= \mathbf{x}^+ + \theta_d(\mathbf{x} - \mathbf{x}^+), & \mathbf{y}_E &= \mathbf{y}^+ + \theta_e(\mathbf{y} - \mathbf{y}^+), \\ \mathbf{z}_E &= \mathbf{z}^+ + \theta_i(\mathbf{z} - \mathbf{z}^+), & \mathbf{s}_E &= \mathbf{s}^+ + \theta_s(\mathbf{s} - \mathbf{s}^+), \end{aligned} \quad (48)$$

where $\theta_d, \theta_e, \theta_i \in [0, 1]$ are interpolation parameters for dual, equality, inequality, and NCP feasibility, respectively. These

Algorithm 1: Centering algorithm

```

/* compute predictor for the
   complementarity measure */
1  $\mu \leftarrow \|\min(\mathbf{s}, \mathbf{z})\|^2/p$ 
2  $\mu \leftarrow \max(\mu_{\min}, \sigma\mu)$  /* update centering
   parameter */
3 if  $\|\mathbf{r}(\mathbf{U}^+; \mathbf{\Pi})\| \leq \theta_u \|\mathbf{r}(\mathbf{U}; \mathbf{\Pi})\|$  then
4    $\mu \leftarrow \delta_\mu^+ \mu$ 
5    $\sigma \leftarrow \max(\sigma_{\min}, \sigma - \delta^- \sigma)$ 
6 else
7    $\sigma \leftarrow \min(\sigma_{\max}, \sigma + \delta^+(1 - \sigma))$ 
   /* safeguard against growth */
8  $\mu \leftarrow \min(\mu, \mu_{\text{old}})$ 
```

interpolation parameters are updated dynamically using a trust-region-inspired strategy. When a sufficient reduction in relative feasibility is observed (i.e., measured against a threshold factor θ_l), the corresponding interpolation parameter is decreased exponentially. The general update rule for each θ_l is given by:

$$\theta_l = \mathcal{T}(\theta_l - \theta^- \theta_l; \theta_{\min}), \quad (49)$$

where $\theta^- > 0$ is the decay factor and $\mathcal{T}(x; t)$ is a hard threshold function that sets its input x to zero if it falls below a minimum threshold t . Conversely, if the relative feasibility degrades beyond an upper threshold factor θ_u , the interpolation parameter is increased:

$$\theta_l = \min(1, \theta_l + \theta^+(1 - \theta_l)), \quad (50)$$

where $\theta^+ > 0$ is the growth factor. The update logic is summarized in Algorithm 2.

G. Neighborhood termination criteria

The neighborhood condition typically used in NIP algorithms (see Eq. (22)) may require several Newton iterations to be satisfied before the smoothing parameter can be reduced. With hard QP problems, however, this condition can become difficult to meet. This is because it does not account for the scale of the problem and effectively imposes an absolute tolerance on a theoretical subproblem.

To address this, we solve the perturbed primal–dual KKT system using fixed values of the smoothing parameter μ and the regularization terms introduced in Eq. (39). Unlike primal–dual ALMs such as PROXQP [10], which rely on an absolute tolerance to terminate the parameterized subproblem, we instead employ a relaxed *relative* neighborhood condition defined as:

$$\mathcal{N}(\tau) = \left\{ \mathbf{U} : \|\tilde{\mathbf{r}}(\mathbf{U}^{+\alpha}; \mathbf{\Pi})\|_\infty \leq \theta \|\tilde{\mathbf{r}}(\mathbf{U}; \mathbf{\Pi})\|_\infty + \beta\mu \right\}, \quad (51)$$

Algorithm 2: Compute step length estimates

```

/* dual step length and
   regularization update */
1 if  $\|\mathbf{r}_d^+\|_\infty \leq \theta_l \|\mathbf{r}_d\|_\infty$  then
2    $\theta_d \leftarrow \mathcal{T}(\max(0, \theta_d - \theta^- \theta_d); \theta_{\min})$ 
3    $\rho_d \leftarrow \min(\rho_d \cdot \delta^{-1}, \rho_{d,\min})$ 
4 else if  $\|\mathbf{r}_d^+\|_\infty \geq \theta_u \|\mathbf{r}_d\|_\infty$  then
5    $\theta_d \leftarrow \min(1, \theta_d + \theta^+(1 - \theta_d))$ 
   /* primal step length and
   regularization update */
6 if  $\|\mathbf{r}_p^+\|_\infty \leq \theta_l \|\mathbf{r}_p\|_\infty$  then
7    $\theta_p \leftarrow \mathcal{T}(\max(0, \theta_p - \theta^- \theta_p); \theta_{\min})$ 
8    $\rho_p \leftarrow \min(\rho_p \cdot \delta^{-1}, \rho_{p,\min})$ 
9 else if  $\|\mathbf{r}_p^+\|_\infty \geq \theta_u \|\mathbf{r}_p\|_\infty$  then
10   $\theta_p \leftarrow \min(1, \theta_p + \theta^+(1 - \theta_p))$ 
   /* NCP regularization update */
11 if  $\|\mathbf{r}_g^+\|_\infty \leq \theta_l \|\mathbf{r}_g\|_\infty$  then
12   $\rho_n \leftarrow \min(\rho_n \cdot \delta^{-1}, \rho_{n,\min})$ 
```

where $\tau = (\beta, \theta)$, $\Pi = (\mu, \rho, \mathbf{U}_E)$ denotes the collection of ODYN parameters, $\beta > 0$ is a constant, and $\theta \in (0, 1)$ specifies the required relative decrease in the perturbed residual norm. When the condition in Eq. (51) is satisfied, we update the smoothing and regularization parameters as well as the proximal primal–dual estimates.

H. Stopping criteria

Inspired by PIQP [9], we employ a termination criterion that combines relative and absolute tolerances. The ODYN QP solver terminates when the primal and dual residuals fall below a threshold defined as the sum of an absolute tolerance $\epsilon_a > 0$ and a relative tolerance $\epsilon_r \geq 0$ scaled by the problem data. Specifically, we require:

$$\begin{aligned} \|\mathbf{r}_d\|_\infty &\leq \epsilon_a + \epsilon_r \max(\|\mathbf{Q}\mathbf{x}\|_\infty, \|\mathbf{c}\|_\infty, \|\mathbf{A}^\top \mathbf{y}\|_\infty, \|\mathbf{G}^\top \mathbf{z}\|_\infty), \\ \|\mathbf{r}_e\|_\infty &\leq \epsilon_a + \epsilon_r \max(\|\mathbf{A}\mathbf{x}\|_\infty, \|\mathbf{b}\|_\infty), \\ \|\mathbf{r}_i\|_\infty &\leq \epsilon_a + \epsilon_r \max(\|\mathbf{G}\mathbf{x}\|_\infty, \|\mathbf{s}\|_\infty, \|\mathbf{h}\|_\infty), \\ \|\mathbf{r}_n\|_\infty &\leq \epsilon_a + \epsilon_r \max(\|\mathbf{s}\|_\infty, \|\mathbf{z}\|_\infty, \|\mathbf{r}_g\|_\infty), \end{aligned} \quad (52)$$

where $\mathbf{r}_n = \min(\mathbf{s}, \mathbf{z})$ denotes the minimum function, and $\epsilon_a > 0$ and $\epsilon_r \geq 0$ are the absolute and relative tolerances used in the stopping criterion. We use the problem residuals \mathbf{r}_d , \mathbf{r}_e , and \mathbf{r}_i , together with \mathbf{r}_g , to scale the NCP-based feasibility measure.

I. Infeasibility detection

Primal and dual infeasibility are certified using Farkas-type conditions, following the approaches in [45], [46]. In ODYN, a QP is declared dual infeasible when the following termination criterion is satisfied:

$$\begin{aligned} \|\mathbf{Q}\Delta\mathbf{x}\|_\infty &\leq \epsilon_d \|\Delta\mathbf{x}\|_\infty, & \mathbf{c}^\top \mathbf{x} &< -\epsilon_d, \\ \|\mathbf{A}\Delta\mathbf{x}\|_\infty &\leq \epsilon_d \|\Delta\mathbf{x}\|_\infty, & \|\mathbf{G}\Delta\mathbf{x} + \Delta\mathbf{s}\|_\infty &\leq \epsilon_d \|\Delta\mathbf{x}\|_\infty, \end{aligned} \quad (53)$$

where $\epsilon_p > 0$ is a dual infeasibility certification tolerance. Moreover, the primal infeasible is certified when the following condition is met:

$$\begin{aligned} \|\mathbf{A}^\top \Delta\mathbf{y} + \mathbf{G}^\top \Delta\mathbf{z}\|_\infty &\leq \epsilon_p (\|\Delta\mathbf{y}\|_\infty + \|\Delta\mathbf{z}\|_\infty), \\ \mathbf{b}^\top \Delta\mathbf{y} + \mathbf{h}^\top \Delta\mathbf{z} &< -\epsilon_p, \end{aligned} \quad (54)$$

where $\epsilon_p > 0$ is a primal infeasibility certification tolerance.

J. Overall algorithm and software

The overall algorithm of ODYN QP solver is presented in Algorithm 3. ODYN is distributed as an open-source implementation.³ The solver is written in C++ with PYTHON bindings and relies on the EIGEN library [47] for efficient linear-algebra operations in both its dense and sparse backends.

Formulating and solving a QP with ODYN involves four main components: `Model`, `Data`, `Params`, and `Solver`. All components, except for the `Params` structure, are specialized

for both dense and sparse backends. Below, we illustrate how to set up and solve QP problems for each backend in PYTHON. Additionally, the default hyperparameters employed by ODYN (using double precision numbers) are outlined in Table II. For single precision numbers, we increase ρ and μ_{\min} by 10^4 . Next, we introduce applications of ODYN in the contexts of predictive control, deep learning, and simulation.

```

1 import ody
2
3 # Formulate and solve a dense QP problem.
4 # We start creating a random QP model, data, as
5 # well as a QP solver and parameters.
6 # The 'print_level' parameter controls the
7 # verbosity of the output, with 'odyn.
8 # VerboseLevel.High' being the most verbose.
9 model = ody.DenseModel.Random(10, 5, 3)
10 data = model.createData()
11 params = ody.Params()
12 solver = ody.DenseQP()
13 solver.solve(model, data, params, print_level=
14             ody.VerboseLevel.High)
15
16 # If we want to run the sparse backend for this
17 # random QP problem, we can just convert the
18 # model and solver to sparse format.
19 sparse_model = model.toSparse()
20 sparse_data = sparse_model.createData()
21 sparse_solver = ody.SparseQP()
22 sparse_solver.solve(
23     sparse_model, sparse_data, params,
24     print_level=ody.VerboseLevel.High)
25
26 # We can create a dense models from the QP's
27 # matrices and vectors
28 other_model = ody.DenseModel(model.Q, model.c,
29                               model.A, model.b, model.G, model.h)

```

Listing 1: Example illustrating ODYN's API.

V. ODYN APPLICATION IN ROBOTICS AND AI

In this section, we briefly introduce three applications of ODYN: (i) an SQP solver built on top of the ODYN QP backend (OdynSQP), (ii) a PYTORCH module that embeds ODYN as an implicitly differentiable layer (ODYNLayer), and (iii) a contact-physics engine that uses ODYN as its numerical backend (ODYNSim). The following subsections provide essential details on how ODYN is integrated into each of these components using state-of-the-art techniques. Further implementation details of these applications lie beyond the scope of this article and will be released as part of the open-source implementation.

Algorithm 3: ODYN QP solver

```

/* ODYN QP iterations */
1 for i ← 0 to max_iters do
2     search direction: ΔU                               Eq. (41)
3     flexible Armijo line search: α                       Eq. (43)
4     if ‖r̄(U+; Π)‖∞ ≤ θ‖r̄(U; Π)‖∞ + βμ then
5         update centering                               Algorithm 1
6         update step-length estimates                     Algorithm 2
7         update proximal primal–dual estimates            Eq. (48)
8     test stopping criteria                               Eq. (52)

```

³The code will be available after acceptance.

A. OdyNSQP: A SQP solver for MPC

QP solvers are essential building blocks for solving nonlinear programs through sequential quadratic programming (SQP). The core idea of SQP is to transform a nonlinear program into a sequence of QPs, each solving a local linear-quadratic approximation of the cost and constraints.

SQP methods are among the most powerful tools for nonlinear optimal control and estimation in robotics. Specifically, they can be applied to solve optimal control problems defined as follows

$$\begin{aligned} \min_{\mathbf{x}, \mathbf{u}} \quad & \ell_N(\mathbf{x}_N) + \sum_{k=0}^{N-1} \ell_k(\mathbf{x}_k, \mathbf{u}_k) \\ \text{subject to} \quad & \mathbf{x}_0 = \hat{\mathbf{x}}_0, \\ & \mathbf{x}_{k+1} = \mathbf{f}_k(\mathbf{x}_k, \mathbf{u}_k), \\ & \mathbf{h}_k(\mathbf{x}_k, \mathbf{u}_k) = \mathbf{0}, \\ & \mathbf{g}_k(\mathbf{x}_k, \mathbf{u}_k) \leq \mathbf{0}, \end{aligned} \quad (55)$$

where $\mathbf{x} = (\mathbf{q}, \mathbf{v}) \in \mathcal{X} \subseteq \mathbb{R}^{n_x}$ denotes the system state, $\mathbf{u} \in \mathbb{R}^{n_u}$ the control input, $\ell_N(\mathbf{x}_N)$ the terminal cost, and $\ell_k(\mathbf{x}_k, \mathbf{u}_k)$ is the stage cost at node k . The system evolution is governed by the dynamics $\mathbf{f} : \mathcal{X} \times \mathbb{R}^{n_u}$, while $\mathbf{h} : \mathcal{X} \times \mathbf{u}$ and $\mathbf{g} : \mathcal{X} \times \mathbf{u}$ encode equality and inequality path constraints. In robotics, equality constraints commonly enforce end-effector constraints [48], [49] or embed inverse dynamics [50], [51], whereas inequality constraints capture joint limits (e.g., [52]), friction cones, physical realism of dynamics parameters (e.g., [4]), and other safety or feasibility conditions (e.g., [53], [54]). This sequence of QP problems are sparse with block-banded structure.

At each iteration, SQP forms a quadratic approximation of the Lagrangian, yielding the following QP:

$$\begin{aligned} \min_{\mathbf{w}} \quad & \frac{1}{2} \delta \mathbf{w}^T \mathbf{H}(\mathbf{w}_i) \delta \mathbf{w} + \nabla \mathbf{J}(\mathbf{w}_i)^T \delta \mathbf{w} \\ \text{subject to} \quad & \bar{\mathbf{h}}(\mathbf{w}_i) + \nabla \bar{\mathbf{h}}(\mathbf{w}_i) \delta \mathbf{w} = \mathbf{0}, \\ & \bar{\mathbf{g}}(\mathbf{w}_i) + \nabla \bar{\mathbf{g}}(\mathbf{w}_i) \delta \mathbf{w} = \mathbf{0}, \end{aligned} \quad (56)$$

where \mathbf{w} stacks the state trajectory and control sequence. The matrices $\mathbf{H}(\mathbf{w}_i)$ and $\nabla \mathbf{J}(\mathbf{w}_i)$ are assembled from the derivatives of the stage and terminal costs at the current iterate \mathbf{w}_i , i.e., $\ell_{\mathbf{x}}$, $\ell_{\mathbf{u}}$, $\ell_{\mathbf{xx}}$, $\ell_{\mathbf{xu}}$, and $\ell_{\mathbf{uu}}$. Similarly, $\nabla \bar{\mathbf{h}}(\mathbf{w}_i)$ is obtained by linearizing the dynamics ($\mathbf{f}_{\mathbf{x}}$, $\mathbf{f}_{\mathbf{u}}$) and stagewise equality constraints ($\mathbf{h}_{\mathbf{x}}$, $\mathbf{h}_{\mathbf{u}}$), and $\nabla \bar{\mathbf{g}}(\mathbf{w}_i)$ is built from the linearized stagewise inequality constraints ($\mathbf{g}_{\mathbf{x}}$, $\mathbf{g}_{\mathbf{u}}$).

TABLE II: ODYN's hyper-parameters for double precision.

Parameter	Value	Description
β, θ	0.85, 0.95	neighborhood hyper-parameters
$\sigma_{\min}, \sigma_{\max}$	0.1, 0.9	minimum and maximum centering
μ_{\min}	10^{-16}	minimum barrier value
θ_{\min}	0.1	minimum interpolation value
θ_l, θ_u	0.3, 0.85	min. and max. improvement thresholds
θ^-, θ^+	0.4, 0.3	decrease and increase constants
ρ	10^{-9}	proximal penalty parameters
ρ_{\min}	10^{-9}	minimum penalty parameters
δ	5	regularization decreasing factor
η	10^{-2}	line search parameter

OdyNSQP is implemented using CROCODDYL [55] and ODYN's sparse backend. In addition, we incorporate a Levenberg–Marquardt scheme to enhance convergence robustness, together with a non-monotone Armijo-type line search for step acceptance.

B. ODYNLayer: Differentiable optimization

Differentiable optimization [20], [56], [57] has gained attention in differentiable physics simulation [58], [59] and policy learning [60]. This is because it enables gradient-based training through implicit optimization problems.

Embedding a differentiable QP layer within a neural network allows joint optimization of perception and control parameters while preserving structural priors such as dynamics, constraints, and energy conservation. This approach underpins many *model-based reinforcement learning* methods [61], where differentiable rollouts integrate control subproblems (e.g., MPC or contact physics), yielding task-consistent gradients through structured decision processes instead of unstructured policy gradients.

1) *Parametrized QPs*: A parameterized quadratic program $\text{QP}(\boldsymbol{\theta})$ defines a family of QP solutions depending on parameters $\boldsymbol{\theta}$:

$$\begin{aligned} \min_{\mathbf{x}, \mathbf{s}} \quad & \frac{1}{2} \mathbf{x}^T \mathbf{Q}(\boldsymbol{\theta}) \mathbf{x} + \mathbf{c}(\boldsymbol{\theta})^T \mathbf{x} \\ \text{subject to} \quad & \mathbf{A}(\boldsymbol{\theta}) \mathbf{x} = \mathbf{b}(\boldsymbol{\theta}), \\ & \mathbf{G}(\boldsymbol{\theta}) \mathbf{x} + \mathbf{s} = \mathbf{h}(\boldsymbol{\theta}), \\ & \mathbf{s} \geq \mathbf{0}, \end{aligned} \quad (57)$$

where its corresponding KKT point $\mathbf{U}^* = (\mathbf{x}^*, \mathbf{y}^*, \mathbf{s}^*, \mathbf{z}^*)$ depend on the parameters $\boldsymbol{\theta}$ and its computed by satisfying the perturbed KKT residual $\tilde{\mathbf{r}}(\mathbf{U}^*; \boldsymbol{\Pi}) = \mathbf{0}$. For a scalar objective $\ell(\mathbf{U}^*, \boldsymbol{\theta})$, the derivative is computed implicitly through the optimality conditions rather than by unrolling the solver's iterative steps. This is enabled by the implicit function theorem (IFT) (see [62]).

The resulting approach is both numerically stable and computationally efficient, as it avoids the long backpropagation chains that often cause exploding or vanishing gradients when differentiating through iterative optimization procedures [56].

2) *Gradients via IFT*: Linearizing $\tilde{\mathbf{r}}(\mathbf{U}^*; \boldsymbol{\Pi}, \boldsymbol{\theta})$ at \mathbf{U}^* yields

$$\left. \frac{\partial \tilde{\mathbf{r}}}{\partial \mathbf{U}} \right|_{\mathbf{U}=\mathbf{U}^*} d\mathbf{U}^* + \frac{\partial \tilde{\mathbf{r}}}{\partial \boldsymbol{\theta}} d\boldsymbol{\theta} = \mathbf{0}. \quad (58)$$

According to the IFT, *iff* $\partial \tilde{\mathbf{r}} / \partial \mathbf{U}$ is non-singular,

$$\begin{aligned} \left. \frac{\partial \mathbf{U}^*}{\partial \boldsymbol{\theta}} \right|_{\mathbf{U}=\mathbf{U}^*} &= - \left[\left. \frac{\partial \tilde{\mathbf{r}}}{\partial \mathbf{U}} \right|_{\mathbf{U}=\mathbf{U}^*} \right]^{-1} \frac{\partial \tilde{\mathbf{r}}}{\partial \boldsymbol{\theta}}, \\ \text{with } \frac{\partial \tilde{\mathbf{r}}}{\partial \boldsymbol{\theta}} &= \begin{bmatrix} \frac{d\mathbf{Q}}{d\boldsymbol{\theta}} \mathbf{x}^* + \frac{d\mathbf{c}}{d\boldsymbol{\theta}} + \left(\frac{d\mathbf{A}}{d\boldsymbol{\theta}} \right)^T \mathbf{y}^* + \left(\frac{d\mathbf{G}}{d\boldsymbol{\theta}} \right)^T \mathbf{z}^* \\ \frac{d\mathbf{A}}{d\boldsymbol{\theta}} \mathbf{x}^* - \frac{d\mathbf{b}}{d\boldsymbol{\theta}} \\ \frac{d\mathbf{G}}{d\boldsymbol{\theta}} \mathbf{x}^* - \frac{d\mathbf{h}}{d\boldsymbol{\theta}} \\ \mathbf{0} \end{bmatrix}. \end{aligned} \quad (59)$$

To avoid explicit Jacobian calculations, we introduce the adjoint λ as the solution of the linear system,

$$\left[\frac{\partial \tilde{\mathbf{r}}}{\partial \mathbf{U}} \right]_{\mathbf{U}=\mathbf{U}^*}^\top \lambda = - \frac{\partial \ell}{\partial \mathbf{U}} \Big|_{\mathbf{U}=\mathbf{U}^*}, \quad (60)$$

while the hyper-gradient is defined using the solution λ^* ,

$$\frac{\partial \ell}{\partial \boldsymbol{\theta}} = (\lambda^*)^\top \frac{\partial \tilde{\mathbf{r}}}{\partial \boldsymbol{\theta}}. \quad (61)$$

Crucially, $\partial \tilde{\mathbf{r}} / \partial \mathbf{U}$ coincides with the KKT matrix used in the forward Newton step (Eqs. (38) and (39)), allowing the backward pass to efficiently compute the gradients of feasible QPs. In cases where the KKT matrix becomes ill-conditioned or nearly singular at convergence, a regularized variant of Eq. (61) is solved to ensure numerical stability.

ODYNLayer is integrated into PyTORCH. It supports both dense and sparse backends, multiple floating-point precisions, as well as condensed and full KKT factorizations.

C. ODYN_{Sim}: contact dynamics as QP

Among all forces admissible under the unilateral and friction constraints, the realised contact force is the one that maximises energy dissipation. This dissipative nature of frictional contact is stated by maximum dissipation principle [63]. For rigid contacts with relative velocity \mathbf{v} , this leads directly to a convex conic program. However, if we approximate the Coulomb friction cone for dry friction with a polyhedral model, the problem can be cast as a QP of the form

$$\begin{aligned} \min_{\lambda} \quad & \frac{1}{2} \lambda^\top \Lambda(\mathbf{q})^{-1} \lambda + \lambda^\top (\boldsymbol{\sigma}(\mathbf{q})^- + \Gamma(\mathbf{v})) \\ \text{subject to} \quad & \mathbf{C} \lambda \geq \mathbf{0}, \end{aligned} \quad (62)$$

where $\lambda \in \mathbb{R}^{3n_c}$ describes the contact-force vector, $\Lambda(\mathbf{q}) = \mathbf{J}_c(\mathbf{q}) \mathbf{M}(\mathbf{q})^{-1} \mathbf{J}_c(\mathbf{q})^\top \in \mathbb{R}^{3n_c \times 3n_c}$ is the Delassus matrix with $\mathbf{M}(\mathbf{q}) \in \mathbb{R}^{n_q \times n_q} \succeq \mathbf{0}$ and $\mathbf{J}_c(\mathbf{q}) \in \mathbb{R}^{3n_c \times n_q}$ as the joint-space mass matrix and contact Jacobian, respectively, $\boldsymbol{\sigma}(\mathbf{q})^- = \mathbf{J}_c(\mathbf{q}) \mathbf{v}^- \in \mathbb{R}^{3n_c}$ is the free velocity of the contact, $\Gamma(\mathbf{v}) \in \mathbb{R}^{3n_c}$ is the de-Saxcé correction [64], and \mathbf{C} defines a pyramidal approximation of the Coulomb friction cone.

VI. RESULTS

We begin by benchmarking the convergence behavior of our QP solver against state-of-the-art methods developed over the past decade using the Maros–Mészáros test set (Section VI-A). We then compare the warm-starting capabilities of ODYN with those of leading ALM-based solvers (Section VI-B). Next, we examine the behavior of ODYN on a set of representative degenerate problems (Section VI-D). Finally, we report results for ODYN_{SQP}, ODYN_{Sim}, and ODYNLayer in Sections VI-E to VI-G. Together, these experiments demonstrate the suitability of ODYN for robotics and AI applications. All experiments were conducted on a MacBook Pro equipped with an M2 Pro processor.

TABLE III: Failure rate (%) of different QP solvers on a subset of the Maros–Mészáros test set at medium and high accuracy.

Accuracy	ODYN	PROXQP	PIQP	OSQP	MOSEK	GUROBI
Medium	9.7%	33.0%	10.7%	44.7%	14.6%	9.7%
High	15.5%	35.9%	10.7%	49.5%	14.6%	12.6%

A. Hard QP problems: the Maros–Mészáros test set

The Maros–Mészáros test set introduced in [21] comprises 138 QP problems and serves as a standard benchmark for evaluating the performance of QP solvers. They are widely regarded as the gold standard for benchmarking QP solvers.

Using the Maros–Mészáros test set, we evaluated ODYN against state-of-the-art sparse QP solvers, including PROXQP, PIQP, OSQP, MOSEK, and GUROBI, under both medium- and high-accuracy configurations. We reported statistic of performance such as failure rate and performance profiles with absolute and relative tolerances set to 10^{-6} or 10^{-9} , i.e., medium and high accuracy, respectively.

1) *Failure rates*: Table III summarizes the failure rates under both medium- and high-accuracy settings. The results indicate that ODYN is among the most competitive solvers and achieves the best performance at medium accuracy. Its strong convergence robustness can be attributed to its close connection with interior-point methods. Notably, IPMs (PIQP, MOSEK, and GUROBI) consistently outperform ALMs (PROXQP and OSQP) in this benchmark. Moreover, the slower convergence observed in ODYN under high-accuracy settings may be attributed to its lack of iterative refinement procedures, which are commonly employed in QP solvers. Note that most failures observed with ODYN were due either to exceeding the time limit (120 seconds) or, in some cases, to the detection of primal or dual infeasibility.

2) *Performance profiles*: We employed performance profiles [65] to evaluate and compare ODYN with state-of-the-art solvers. Profiles based on computation time and iteration count reported in Fig. 3 were obtained by running a set of solvers \mathcal{S} on a collection of benchmark problems \mathcal{P} . Each performance profile reports the fraction of problems solved by a specific solver, which is expressed as a function of the best observed performance for a given metric. Specifically, we defined the performance ratio of solver $s \in \mathcal{S}$ on problem $p \in \mathcal{P}$ as:

$$r_{p,s} = \frac{t_{p,s}}{\min_{s \in \mathcal{S}} t_{p,s}}, \quad (63)$$

where $t_{p,s}$ represents computation time or number of iterations (our metrics). When a solver s failed to solve problem p , we set $t_{p,s}$ to an upper bound like the maximum allowed time to solve a problem or a maximum number of iterations.

The performance of a solver s on a test set of problems \mathcal{P} was defined as:

$$f_s(\tau) = \frac{1}{|\mathcal{P}|} \sum_{p \in \mathcal{P}} \mathcal{I}_{\leq \tau}(r_{p,s}), \quad (64)$$

where $\mathcal{I}_{\leq \tau}(r_{p,s}) = 1$ if $r_{p,s} \leq \tau$ or 0 otherwise.

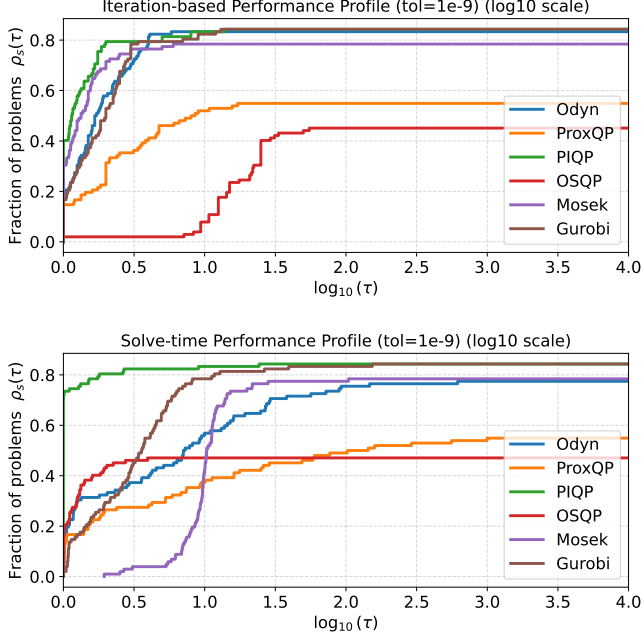


Fig. 3: (top) Iteration based performance profiles at high accuracy. (bottom) Solve time performance profiles at high accuracy.

B. Warm-starting performance comparison

We evaluated the warm-starting capabilities of ODYN against OSQP and PROXQP on a subset of the Maros–Mészáros test that are feasible and solvable by all the solvers. When doing so, we used the high-accuracy setting. Note that PIQP, MOSEK, and GUROBI were excluded as interior-point solvers do not support warm-starting.

We assessed the warm-starting capabilities by adopting an approach commonly used in the optimization (see [25]). Concretely, we first solved the original problem from a cold-start initialization using the QP problem $\mathcal{QP} = (\mathbf{Q}, \mathbf{c}, \mathbf{A}, \mathbf{b}, \mathbf{G}, \mathbf{h})$. With this primal–dual solution, we recorded the number of iterations required for convergence, denoted by N_{cold} . We then constructed a perturbed problem $\tilde{\mathcal{QP}} = (\tilde{\mathbf{Q}}, \tilde{\mathbf{c}}, \tilde{\mathbf{A}}, \tilde{\mathbf{b}}, \tilde{\mathbf{G}}, \tilde{\mathbf{h}})$ as described in [26]. For instance, the perturbed right-hand side $\tilde{\mathbf{b}}$ is computed as $\tilde{\mathbf{b}} = \mathbf{b} + \delta(\mathbf{m} \circ \boldsymbol{\eta} \circ \mathbf{b})$, where $\delta > 0$ describes the different perturbation levels (0.001, 0.01, 0.1), $\boldsymbol{\eta} \sim \text{Uniform}([-1, 1])^m$ is a uniformly distributed random vector. Moreover, \mathbf{m} is a random mask vector defined as:

$$\mathbf{m}_i = \begin{cases} 1, & \text{if } \zeta_i < \min(0.1, 20/m) \\ 0, & \text{otherwise} \end{cases}, \quad (65)$$

where $\zeta \sim \text{Uniform}([-1, 1])^m$ is another uniformly distributed random vector. Again, this strategy was used to perturb the entire QP problem. However, when doing so, we preserved the same sparsity structure and symmetric of the original matrices \mathbf{Q} , \mathbf{A} , and \mathbf{G} .

For each perturbation level δ , we recorded the number of iterations required to solve 10 perturbed models $\tilde{\mathcal{QP}}_i$, with $i \in \{1, \dots, 10\}$. This allowed us to compute the mean *warm-to-cold ratio*, defined as $\text{WCR} = N_{\text{warm}}/N_{\text{cold}}$, which quantifies

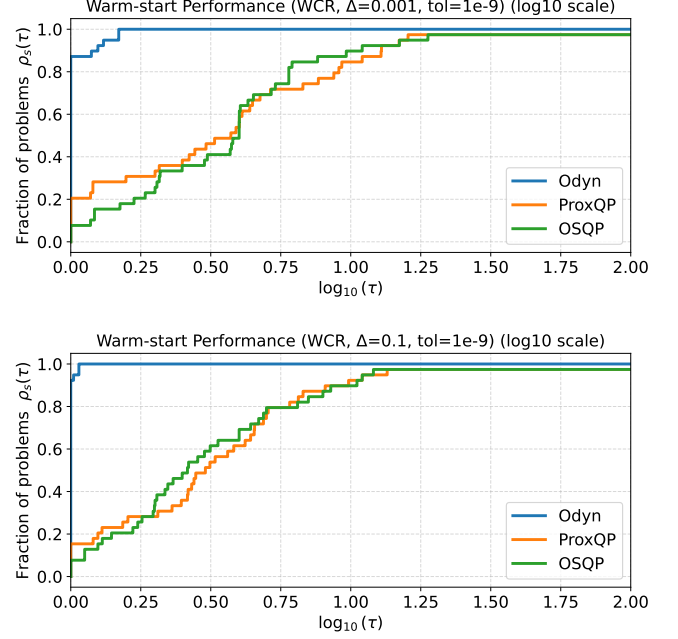


Fig. 4: Warm-to-cold ratio performance profiles under high-accuracy settings, evaluated with perturbed QP data. The top and bottom plots correspond to perturbation levels $\delta = 10^{-3}$ and 10^{-1} , respectively.

the reduction in iteration count achieved through warm-starting relative to a cold start. Fig. 4 reports the warm-starting performance across different perturbation levels, showing ODYN’s superiority compared to OSQP and PROXQP. These results are reported for high-accuracy settings; however, a similar behavior was observed for medium accuracy. Additionally, these plots were generated using the standard benchmarking procedure described in Section VI-A2, which is more rigorous than directly plotting the WCR against the fraction of problems below a fixed threshold, as done in [26].

C. Dense backend

We also benchmarked the dense backends of ODYN, PROXQP, and PIQP. Fig. 5 shows the average per-iteration computation time versus problem size. For each dimension, we generated random QP instances with $m = p = \frac{n}{2}$ and repeated the solve 10 times. It can be observed that ODYN is competitive. These results are critical for many real-time applications in robotics, including model predictive control, whole-body control, and contact simulation. They are also relevant for training differentiable QP layers in AI, where many applications are expected to involve small- to medium-scale, dense problem instances.

D. Degenerated QP problems

We analyzed the robustness of ODYN on a set of degenerate problems. Iteration counts were benchmarked by treating all problems as sparse. The results, reported in Table IV, show that ODYN is competitive with other QP solvers. It also

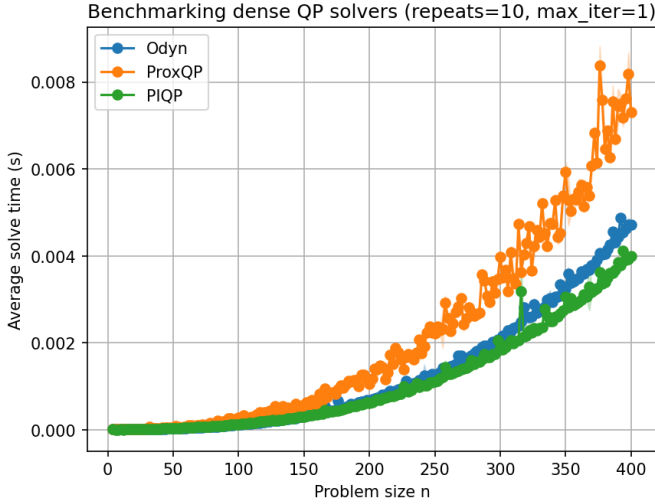


Fig. 5: Performance of the dense backend of ODYN, PROXQP, and PIQP. We generate random QP problems with dimensions ranging from 1 to 400 and report the average computation time per iteration over 10 trials. As expected, all solvers exhibit cubic complexity, whereas ODYN and PIQP demonstrate more deterministic timing behaviour.

TABLE IV: Number of iterations required by each solver on the three degenerate QP problems. We highlight the three best solvers.

Solver	Redundant Ineq.	LICQ Failure	Multi. Solutions
ODYN	5	10	6
PROXQP	12	30	10
PIQP	5	8	6
OSQP	75	†	200
MOSEK	4	14	5
GUROBI	11	8	9

†OSQP declared *dual infeasible* on the LICQ failure problem.

indicates that OSQP, a widely used solver in robotics due to its warm-starting capabilities, exhibits reduced numerical stability under the tested conditions. We selected simple QP problems so that they also serve an educational purpose. The corresponding test cases are described below.

1) *Redundant constraints*: We propose a simple QP that exhibits ill-conditioning due to redundant inequality constraints as follows

$$\begin{aligned} \min_{x_1, x_2} \quad & \frac{1}{2} (x_1^2 + x_2^2) \\ \text{subject to} \quad & x_1 \geq 1, \\ & x_1 \geq 0. \end{aligned} \quad (66)$$

In this QP problem, we observe that the second inequality constraint is redundant, yet it may still introduce numerical instability in many QP solvers.

2) *Linear dependent constraints*: We consider a QP problem that fails to meet the linear independence constraint qualification (LICQ) at convergence, while being ill-conditioned

as its \mathbf{Q} matrix and \mathbf{c} vector are filled with small entries, i.e.,

$$\begin{aligned} \min_{x_1, x_2} \quad & \frac{1}{2} (10^{-10} x_1^2 + 10^{-6} x_2^2) \\ & + 10^{-12} x_1 x_2 + 10^{-4} x_1 - x_2 \\ \text{subject to} \quad & x_1 = 0, \\ & x_1 \geq 0, \\ & x_2 \geq 0. \end{aligned} \quad (67)$$

In this QP problem, the optimal solution is $\mathbf{x} = [0 \ 0]$, requiring the activation of all the constraints. This means that, when the inequality $x_1 \geq 0$ becomes active at the solution, there is linear dependency with the equality constraint, thereby violating LICQ.

3) *Multiple solutions*: We also study a QP problem that admits multiple solutions due to a positive semidefinite \mathbf{Q} matrix, i.e.,

$$\begin{aligned} \min_{x_1, x_2} \quad & \frac{1}{2} x_1^2 + x_1 \\ \text{subject to} \quad & 0x_1 + 0x_2 \leq 0, \\ & 0 \leq x_1 \leq 3, \\ & 0 \leq x_2 \leq 3. \end{aligned} \quad (68)$$

In this case, the variable x_1 is free to take any value in the interval $[1, 3]$, and all such values yield the same optimal cost. Additionally, the first constraint is a redundant inequality. This is because it is always active but has no effect on the feasible set. Moreover, its gradient is zero, which makes the KKT conditions ill-posed, since an active constraint with zero gradient violates the regularity conditions (e.g., LICQ) typically required for well defined Lagrange multipliers. Again, the results of solving these QP problems are summarized in Table IV.

E. Optimizing agile maneuvers via OdynSQP

We evaluated OdynSQP on a set of challenging trajectory optimization problems. Specifically, we considered three representative robotic systems with nonlinear dynamics subject to both inequality constraints (joint and control limits, friction-cone constraints) and equality constraints (end-effector targets and forward-dynamics consistency). In each of the examples, we included state and control regularization terms. Snapshots of the resulting optimal trajectories are reported in Fig. 6 and the feasibility evolution is depicted in Fig. 7.

OdynSQP successfully optimizes highly dynamic maneuvers, such as backflips on the G1 humanoid robot, while enforcing joint position, velocity, and torque limits together with contact wrench-cone constraints. It also enables locomanipulation, including the “chicken-head” task on the Unitree B1 quadruped equipped with the Z1 manipulator. In addition to joint and friction-cone constraints, we imposed bounding-box constraints on the end-effector, as illustrated in Fig. 6. Furthermore, OdynSQP handles aerial manipulation scenarios requiring end-effector target constraints and thruster limits. From Fig. 7 it can be observed that OdynSQP decreases the constraint feasibility to high accuracy (i.e., 10^{-9}) while allowing temporary increases in feasibility through its non-monotone line-search globalization strategy exhibiting strong

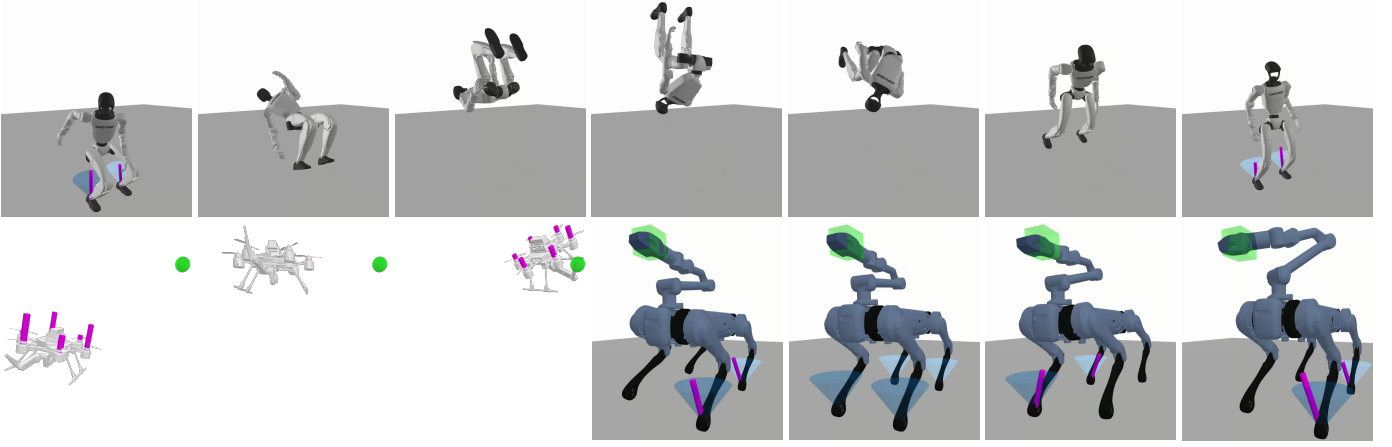


Fig. 6: Snapshots of optimal trajectories computed with OdyNSQP. (Top) G1 humanoid performing a backflip under joint position, velocity, and torque limits, together with contact wrench-cone constraints. (Bottom-left) Borinot aerial robot reaching a target end-effector position (green sphere) while satisfying actuator torque limits. (Bottom-right) B1-Z1 executing a chicken-head stabilization task during lateral locomotion while enforcing end-effector and friction-cone constraints; the robot’s hand is constrained to remain within the green bounding box.

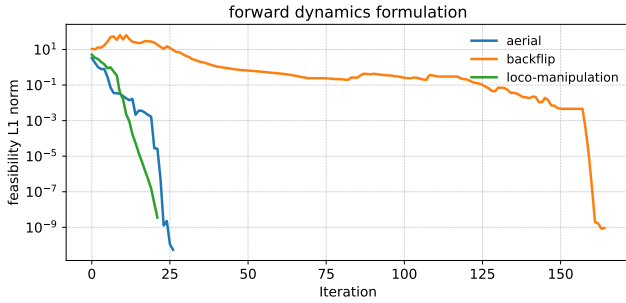


Fig. 7: Feasibility evolution on challenging constrained optimal control problems computed by OdyNSQP.

convergence capabilities. These experiments demonstrate the ability of OdyNSQP to efficiently solve highly nonlinear optimal control problems across diverse robotic platforms.

F. Fast resolution of contact physics via ODYNSim

We evaluated ODYN, PROXQP, and GUROBI in the context of contact-physics simulation. The benchmark consists of a sliding-cube scenario in which contact forces are computed by solving a quadratic program at each simulation step. This setup provides a controlled environment to compare solver robustness, convergence behavior, and computational efficiency.

A single cube (edge length 0.25 m, mass 10 kg) rests on a fixed plane is initialized with a horizontal velocity ($v_0 = 4$ m/s), causing it to slide across the surface. At every time step, the simulator enforced non-penetration and Coulomb friction constraints as formulated in Eq. (62). Contacts were modeled using pyramidal friction cones with coefficient $\mu = 0.4$. The time step was set to $dt = 0.001$ s, and this QP problem was solved at each step with $\epsilon_a = \epsilon_r = 10^{-6}$.

As shown in Fig. 8, ODYN consistently requires fewer iterations per time step than PROXQP and GUROBI. In particular, GUROBI exhibits significantly higher iteration counts,

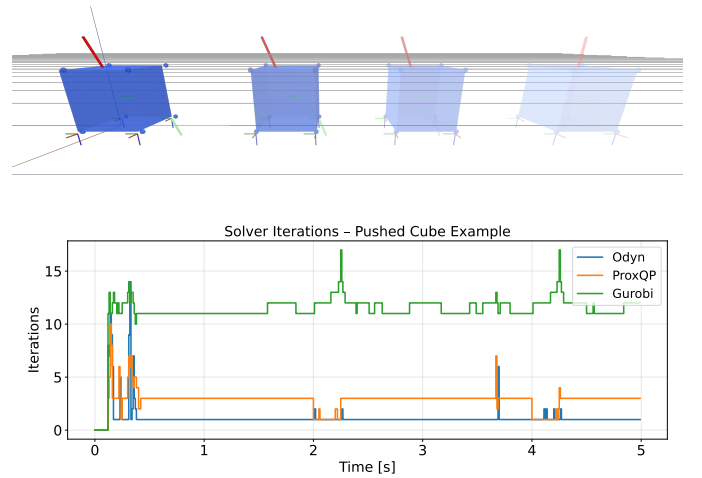


Fig. 8: Sliding cube contact simulation resolved via QP-based contact dynamics. The first three rows illustrate the cube’s interaction with the plane under unilateral frictional contact constraints at different time instants. The fourth row compares the number of solver iterations required per time step for ODYN, PROXQP, and GUROBI.

reflecting the limited ability of interior-point methods to leverage previous solutions. This behavior is evident even when successive QPs differ only marginally due to incremental state and contact updates.

When transitions occur between sticking and sliding contact, the optimal solution changes more substantially. Even in these cases, ODYN converges in fewer iterations than PROXQP. Overall, these results indicate that ODYN is well suited to real-time contact-dynamics simulation, where sequences of related QPs must be solved efficiently.

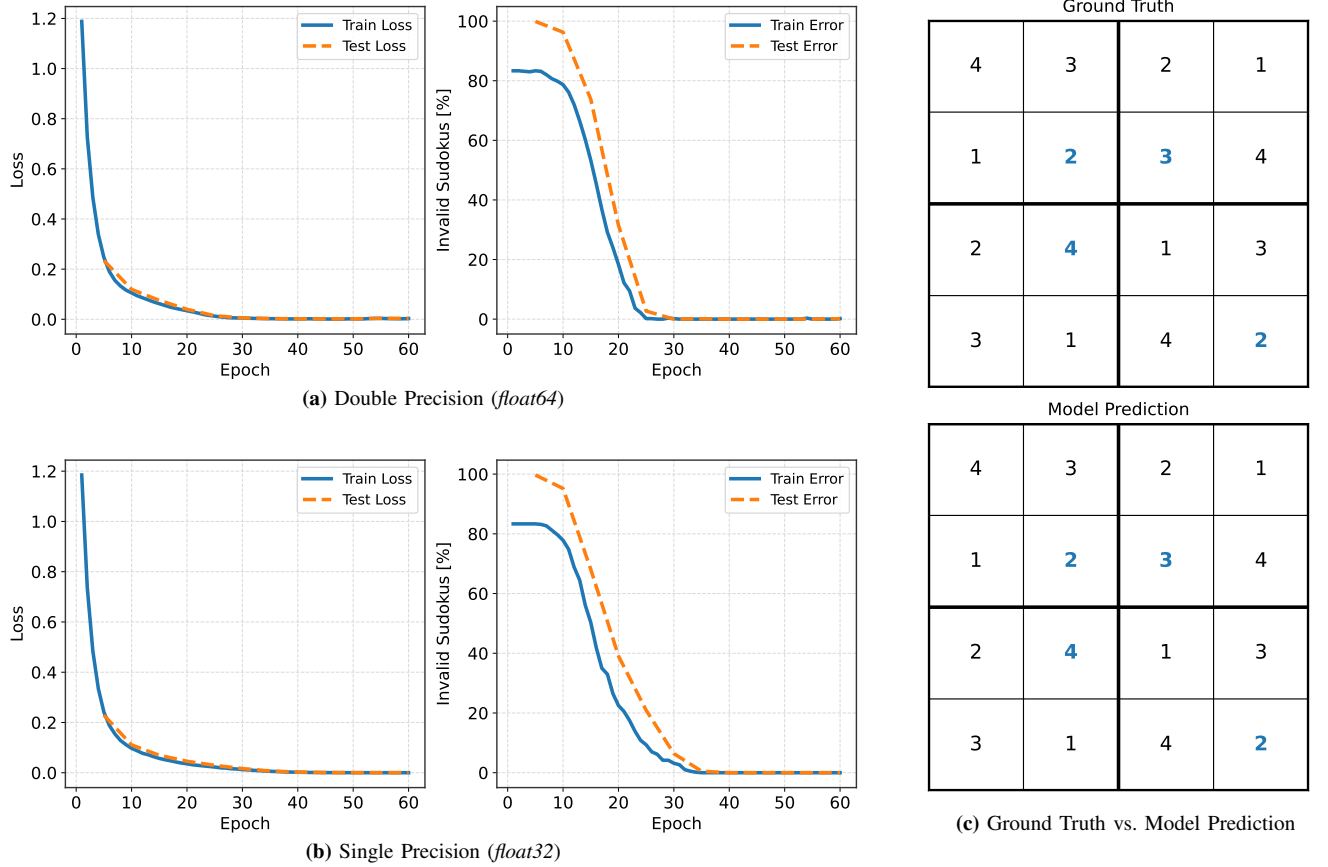


Fig. 9: Effect of ODYNLayer precision on convergence and invalid-Sudoku rate. (a) With double precision (*float64*), it exhibited stable convergence with a rapid decline in invalid Sudoku solutions. (b) With single precision (*float32*), it showed slightly slower convergence in terms of invalid Sudoku count, a degradation that is attributed to ODYN’s single-precision convergence tolerance and randomized-parameter initialization. (c) Example reconstruction comparing ground truth with the model prediction; digits shown in blue denote the fixed givens supplied to ODYNLayer. These results highlight how numerical precision impacts both convergence speed and true Sudoku constraint satisfaction (invalid Sudoku count). True Sudoku constraint satisfaction implies that the learned linear constraint basis accurately captures the underlying Sudoku structure.

G. Learning to play Sudoku via ODYNLayer

ODYNLayer remains differentiable, even with degenerate problems, thanks to its smoothed NCP regularization and proximal primal–dual structure. This brings a more principled way to develop differentiable without relying on sub-gradients. To demonstrate ODYNLayer’s capabilities, we trained a QP optimization to learn playing Sudoku as similarly done in [56].

Sudoku is a logic-based puzzle played on a $N \times N$ grid divided into $n \times n$ subgrids (“blocks”), with $n = 3$ and $N = n^2 = 9$ typically. Sudoku is inherently a binary problem as it encodes digit assignments using binary variables $x_{i,j,k} \in \{0,1\}$ indicating whether cell (i,j) that is located inside a $n \times n$ sub-block b , contains digit k for $i,j,k \in \{1, \dots, N\}$. These rules are captured by equality constraints enforcing that every row, column, and $n \times n$ sub-block contains each digit

exactly once:

$$\begin{aligned} \sum_{i=1}^N x_{i,j,k} &= 1, \quad \forall i, k, & \sum_{j=1}^N x_{i,j,k} &= 1, \quad \forall j, k, \\ \sum_{(i,j) \in b} x_{i,j,k} &= 1, \quad \forall b, k, \end{aligned} \quad (69)$$

with pre-filled cells (“givens”) imposed by fixing $x_{i,j,k_0} = 1$.

1) *Formulation*: To integrate this structure into a differentiable pipeline, we relaxed the integer nature of the decision variables by considering bounded real numbers (i.e.. $0 \leq x_{i,j,k} \leq 1$), transforming it into a LP. This relaxation is exact, since the constraint matrix defined by Eq. (69) is totally unimodular. This in turn implies that all extreme points of the feasible polytope are integer-valued [66]. Thus, solving this LP recovers valid Sudoku solutions without enforcing integrality explicitly. Specifically, we proposed to formulate a strictly feasible, regularized relaxation of this LP via ODYNLayer,

i.e.,

$$\begin{aligned} \min_{\mathbf{x} \in \mathbb{R}^{n_6}} \quad & \frac{\epsilon}{2} \|\mathbf{x}\|_2^2 + \mathbf{c}^\top \mathbf{x} \\ \text{subject to} \quad & \mathbf{A}(\boldsymbol{\theta}) \mathbf{x} = \mathbf{b}(\boldsymbol{\theta}), \\ & \mathbf{0} \leq \mathbf{x} \leq \mathbf{1}, \end{aligned} \quad (70)$$

where \mathbf{x} encodes the relaxed digit-assignment variables of the Sudoku instance and $\epsilon = 0.1$ is a small Tikhonov regularization parameter [67] to follow OPTNET’s problem setup [56]. Givens are incorporated as soft constraints through a linear penalty vector $\mathbf{c} = -\mathbf{x}_{k_0}$, which biases the optimizer toward satisfying the given entries while preserving differentiability. To enforce strict feasibility, we set $\mathbf{b}(\boldsymbol{\theta})$ to be in the range of $\mathbf{A}(\boldsymbol{\theta})$. This enabled smooth implicit differentiation through the QP, while maintaining the exact combinatorial structure of the Sudoku constraints.

2) *Training capabilities*: We evaluated ODYNLayer on a diverse collection of 4×4 Sudoku instances. For training, we generated 500 randomly sampled Sudoku instances and reserved a disjoint set of 1000 additional instances for testing. This setup yields a substantially smaller training set than that used by OPTNET (9000 Sudoku instances). However, we employed additional training epochs to ensure reliable convergence under this more limited data regime.

The results are summarized in Fig. 9. Training proceeded by minimizing the discrepancy between the predicted digits $\hat{\mathbf{x}}_{i,j}(\boldsymbol{\theta})$ and the ground-truth values $\mathbf{x}_{i,j}^*$ for each cell (i, j) across batches of size B , namely,

$$\mathcal{L}(\boldsymbol{\theta}) = \frac{1}{BN^2} \sum_{b=1}^B \sum_{i=1}^N \sum_{j=1}^N \|\hat{\mathbf{x}}_{i,j}^{(b)}(\boldsymbol{\theta}) - \mathbf{x}_{i,j}^{*(b)}\|_2^2. \quad (71)$$

This loss function served as a surrogate objective, guiding the identification of a linear-constraint basis that faithfully encodes the Sudoku rules defined in Eq. (69).

3) *Effect of multiple setups*: We analyzed the capabilities of ODYNLayer across different numerical configurations, considering both sparse and dense backends as well as full-KKT and condensed-KKT factorizations. The results of this ablation study are reported in Table V. ODYNLayer produces zero invalid Sudoku predictions in all configurations except for the condensed-KKT factorization in single precision. This behavior is consistent with the well-known numerical instability associated with condensation-based approaches.

Furthermore, for the full-KKT factorization, the faster convergence rate observed with single precision is explained by the need to relax the solver stopping tolerances—set to 10^{-9} in double precision and 10^{-5} in single precision—when operating at reduced numerical accuracy.

VII. CONCLUSION

This paper presented ODYN, a novel all-shifted non-interior-point QP solver based on shifted NCP functions and proximal primal–dual regularization. By relaxing strict interior-feasibility requirements while preserving path-following behavior, ODYN provides a principled alternative to classical interior-point methods. The resulting framework enables robust treatment of degenerate, ill-conditioned, and warm-started problems that frequently arise in robotics and AI workloads.

TABLE V: Sudoku ablation study with ODYNLayer: We indicate the average solver iterations per epoch (iters) during training and the number of invalid Sudoku predictions (#errors) in the out-of-distribution test-set (1000 Sudoku instances). The full-KKT factorization setup is indicated by “Full” and the condensed by “Cond.”.

		Double (<i>float64</i>)		Float (<i>float32</i>)	
		#errors	iters ($\pm\sigma$)	#errors	iters ($\pm\sigma$)
Full	Dense	0	11.38 (± 0.31)	0	8.91 (± 0.30)
	Sparse	0	11.16 (± 0.29)	0	8.98 (± 0.30)
Cond.	Dense	0	11.36 (± 0.28)	- (<i>max iters</i>)	- (<i>max iters</i>)
	Sparse	0	11.14 (± 0.28)	- (<i>max iters</i>)	- (<i>max iters</i>)

Extensive numerical experiments on standard benchmarks demonstrate that ODYN achieves competitive convergence performance on par with modern interior-point methods while exhibiting superior warm-start capabilities compared to state-of-the-art augmented Lagrangian and operator-splitting approaches. Beyond standalone QP benchmarks, ODYN was validated in representative robotic and AI applications, including sequential quadratic programming, contact-dynamics simulation, and differentiable optimization layers, illustrating its versatility across robotics, physics simulation, and learning pipelines.

In summary, ODYN blends the advantages of primal–dual interior-point methods and generalized augmented Lagrangian techniques, offering a powerful and flexible foundation for the development of the next generation of optimization solvers for robotics, AI, and numerical optimization.

REFERENCES

- [1] J. Nocedal and S. Wright, *Numerical Optimization*, 2nd ed. New York, USA: Springer, 2006.
- [2] J. Lee and S. Leyffer, *Mixed integer nonlinear programming*. Springer Science & Business Media, 2011, vol. 154.
- [3] G. H. Golub and C. F. V. Loan, *Matrix computations*, 4th ed. The Johns Hopkins University Press, 2013.
- [4] S. Martinez, R. Griffin, and C. Mastalli, “Multi-Contact Inertial Parameters Estimation and Localization in Legged Robots,” *IEEE Robot. Automat. Lett. (RA-L)*, 2025.
- [5] S. Martinez, S. Tonneau, and C. Mastalli, “System Identification under Constraints and Disturbance: A Bayesian Estimation Approach,” 2026.
- [6] V. Tsounis, R. Grandia, and M. Bächer, “https://arxiv.org/abs/2504.19771 On Solving the Dynamics of Constrained Rigid Multi-Body Systems with Kinematic Loops,” 2025.
- [7] Gurobi Optimization, LLC, “Gurobi Optimizer Reference Manual,” 2024. [Online]. Available: <https://www.gurobi.com>
- [8] MOSEK ApS, “MOSEK Optimizer API for Python, Version 10.0,” 2024. [Online]. Available: <https://www.mosek.com>
- [9] R. Schwan, Y. Jiang, D. Kuhn, and C. N. Jones, “PIQP: A proximal interior-point quadratic programming solver,” in *IEEE Int. Conf. on Dec. Cntr. (CDC)*, 2023.
- [10] A. Bambade, S. El-Kazdadi, A. Taylor, and J. Carpentier, “ProxQP: Yet another quadratic programming solver for robotics and beyond,” in *Rob.: Sci. Sys. (RSS)*, 2022.
- [11] B. Stellato, G. Banjac, P. Goulart, A. Bemporad, and S. Boyd, “OSQP: an operator splitting solver for quadratic programs,” *Mathematical Programming Computation*, vol. 12, 2020.
- [12] R. Andreani, E. G. Birgin, J. M. Martínez, and M. L. Schuverdt, “On Augmented Lagrangian Methods with General Lower-Level Constraints,” *SIAM J. Optim.*, vol. 18, 2008.
- [13] A. R. Conn, N. I. M. Gould, and P. L. Toint, *Lancelot: A Fortran Package for Large-Scale Nonlinear Optimization (Release A)*. Springer Publishing Company, Incorporated, 2010.

- [14] A. Wächter and L. T. Biegler, “On the implementation of an interior-point filter line-search algorithm for large-scale nonlinear programming,” *Mathematical Programming*, vol. 106, pp. 25–57, 2006.
- [15] H. J. Ferreau, C. Kirches, A. Potschka, H. G. Bock, and M. Diehl, “qpOASES: a parametric active-set algorithm for quadratic programming,” *Mathematical Programming Computation*, vol. 6, 2014.
- [16] Stack-of-Tasks, “eiquadprog: A c++ implementation of the goldfarb-Idnani quadratic programming algorithm,” Online. Available: <https://github.com/stack-of-tasks/eiquadprog>.
- [17] D. Goldfarb and A. Idnani, “A numerically stable dual method for solving strictly convex quadratic programs,” *Mathematical Programming*, vol. 27, no. 1, pp. 1–33, 1983.
- [18] G. Banjac, B. Stellato, N. Moehle, P. Goulart, A. Bemporad, and S. Boyd, “Embedded code generation using the OSQP solver,” in *IEEE Int. Conf. on Dec. Cntr. (CDC)*, 2017.
- [19] M. Schubiger, G. Banjac, and J. Lygeros, “GPU acceleration of ADMM for large-scale quadratic programming,” *Journal of Parallel and Distributed Computing*, vol. 144, 2020.
- [20] A. Bambade, F. Schramm, A. Taylor, and J. Carpentier, “Leveraging augmented-Lagrangian techniques for differentiating over infeasible quadratic programs in machine learning,” in *Int. Conf. on Learn. Repr.*, 2024.
- [21] I. Maros and C. M. and, “A repository of convex quadratic programming problems,” *Optimization Methods and Software*, vol. 11, 1999.
- [22] A. G. Pandala, Y. Ding, and H.-W. Park, “qpSWIFT: A Real-Time Sparse Quadratic Program Solver for Robotic Applications,” *IEEE Robot. Automat. Lett. (RA-L)*, 2019.
- [23] G. Frison and M. Diehl, “HPIPM: a high-performance quadratic programming framework for model predictive control,” in *Int. Fed. of Aut. Cntrl. (IFAC)*, 2020.
- [24] J. Gondzio and A. Grothey, “A New Unblocking Technique to Warmstart Interior Point Methods Based on Sensitivity Analysis,” *SIAM J. Optim.*, vol. 19, 2008.
- [25] H. Y. Benson and D. F. Shanno, “An exact primal–dual penalty method approach to warmstarting interior-point methods for linear programming,” *Computational Optimization and Applications*, vol. 38, 2007.
- [26] A. Engau, M. F. Anjos, and A. Vannelli, “A primal-dual slack approach to warmstarting interior-point methods for linear programming,” in *Operations Research and Cyber-Infrastructure*. Springer, 2009.
- [27] A. Skajaa, E. D. Andersen, and Y. Ye, “Warmstarting the homogeneous and self-dual interior point method for linear and conic quadratic problems,” *Mathematical Programming Computation*, vol. 5, 2013.
- [28] P. E. Gill and M. Zhang, “A projected-search interior-point method for nonlinearly constrained optimization,” *Computational Optimization and Applications*, vol. 88, 2024.
- [29] L. Qi and D. Sun, “A nonsmooth version of newton’s method,” *Mathematical Programming*, vol. 58, no. 1, pp. 353–367, 1993.
- [30] E. Todorov, “Implicit nonlinear complementarity: A new approach to contact dynamics,” in *IEEE Int. Conf. Rob. Autom. (ICRA)*, 2010.
- [31] M. Macklin, K. Erleben, M. Müller, N. Chentanez, S. Jeschke, and V. Makoviyuchuk, “Non-smooth newton methods for deformable multi-body dynamics,” *ACM Trans. Graph. (TOG)*, vol. 38, 2019.
- [32] D. Liao-McPherson and I. Kolmanovsky, “FBstab: a proximally stabilized semismooth algorithm for convex quadratic programming,” *Automatica*, vol. 113, 2020.
- [33] D. Sun, “A regularization Newton method for solving nonlinear complementarity problems,” *Applied Mathematics and Optimization*, vol. 40, 1999.
- [34] P.-F. Ma, J.-S. Chen, C.-H. Huang, and C.-H. Ko, “Discovery of new complementarity functions for NCP and SOCCP,” *Computational and Applied Mathematics*, vol. 37, 2018.
- [35] C. Kanzow, “Some noninterior continuation methods for linear complementarity problems,” *SIAM J. Mat. Anal. App.*, vol. 17, 1996.
- [36] J. V. Burke and S. Xu, “The global linear convergence of a noninterior path-following algorithm for linear complementarity problems,” *Mathematics of Operations Research*, vol. 23, 1998.
- [37] K. Lin and T. Ohtsuka, “A non-interior-point continuation method for the optimal control problem with equilibrium constraints,” *Automatica*, vol. 171, 2025.
- [38] J. V. Burke and S. Xu, “A non-interior predictor-corrector path-following method for LCP,” in *Reformulation: Nonsmooth, Piecewise Smooth, Semismooth and Smoothing Methods*. Springer, 1998.
- [39] S. Engelke and C. Kanzow, “Predictor-corrector smoothing methods for linear programs with a more flexible update of the smoothing parameter,” *Computational Optimization and Applications*, vol. 23, 2002.
- [40] R.-J. Zhang, X.-W. Liu, and Y.-H. Dai, “IPRQP: a primal-dual interior-point relaxation algorithm for convex quadratic programming,” *Journal of Global Optimization*, vol. 87, 2023.
- [41] —, “IPRSDP: a primal-dual interior-point relaxation algorithm for semidefinite programming,” *Computational Optimization and Applications*, vol. 88, 2024.
- [42] Z. Huang, J. Han, and Z. Chen, “Predictor-corrector smoothing Newton method, based on a new smoothing function, for solving the nonlinear complementarity problem with a P 0 function,” *J. Optim. Theory Appl.*, vol. 117, 2003.
- [43] R. T. Rockafellar, “Monotone operators and the proximal point algorithm,” *SIAM Journal on Control and Optimization*, vol. 14, no. 5, pp. 877–898, 1976.
- [44] H. Zhang and W. W. Hager, “A Nonmonotone Line Search Technique and Its Application to Unconstrained Optimization,” *SIAM J. Optim.*, vol. 14, 2004.
- [45] G. Banjac, P. Goulart, B. Stellato, and S. Boyd, “Infeasibility Detection in the Alternating Direction Method of Multipliers for Convex Optimization,” *J. Optim. Theory Appl.*, vol. 183, 2019.
- [46] D. Liao-McPherson and I. Kolmanovsky, “FBstab: A stabilized semismooth quadratic programming algorithm with applications in model predictive control,” *arXiv preprint arXiv:1901.04046*, 2019.
- [47] G. Guennebaud, B. Jacob *et al.*, “Eigen,” <https://libeigen.gitlab.io>, 2010.
- [48] M. Gifftthaler and J. Buchli, “A projection approach to equality constrained iterative linear quadratic optimal control,” in *IEEE Int. Conf. Hum. Rob. (ICHR)*, 2017.
- [49] M. Parilli, S. Martinez, and C. Mastalli, “Endpoint-Explicit Differential Dynamic Programming via Exact Resolution,” in *IEEE Int. Conf. Rob. Autom. (ICRA)*, 2025.
- [50] C. Mastalli, S. P. Chhatoi, T. Corbères, S. Tonneau, and S. Vijayakumar, “Inverse-Dynamics MPC via Nullspace Resolution,” *IEEE Trans. Robot. (T-RO)*, vol. 39, 2023.
- [51] H. Ferrolho, V. Ivan, W. Merkt, I. Havoutis, and S. Vijayakumar, “Inverse Dynamics vs. Forward Dynamics in Direct Transcription Formulations for Trajectory Optimization,” in *IEEE Int. Conf. Rob. Autom. (ICRA)*, 2021.
- [52] C. Mastalli, J. Marti-Saumell, W. Merkt, J. Sola, N. Mansard, and S. Vijayakumar, “A Feasibility-Driven Approach to Control-Limited DDP,” *Autom. Robots.*, vol. 46, 2022.
- [53] S. Caron, Q. Pham, and Y. Nakamura, “Stability of surface contacts for humanoid robots: Closed-form formulae of the Contact Wrench Cone for rectangular support areas,” in *IEEE Int. Conf. Rob. Autom. (ICRA)*, 2015.
- [54] D. Ordoñez-Apraéz, G. Turrissi, V. Kostic, M. Martin, A. Agudo, F. Moreno-Noguer, M. Pontil, C. Semini, and C. Mastalli, “Morphological symmetries in robotics,” *The Int. J. of Rob. Res. (IJRR)*, vol. 44, 2025.
- [55] C. Mastalli, R. Budhiraja, W. Merkt, G. Saurel, B. Hammoud, M. Naveau, and N. Mansard, “Crocodyl: An efficient and versatile framework for multi-contact optimal control,” in *IEEE Int. Conf. Rob. Autom. (ICRA)*, 2020.
- [56] B. Amos and J. Z. Kolter, “OptNet: Differentiable Optimization as a Layer in Neural Networks,” in *Int. Conf. Mach. Learn.*, 2017.
- [57] C. W. Magoon, F. Yang, N. Aigerman, and S. Z. Kovalsky, “Differentiation Through Black-Box Quadratic Programming Solvers,” 2025. [Online]. Available: <https://arxiv.org/abs/2410.06324>
- [58] Newton Contributors, “Newton: GPU-accelerated physics simulation for robotics, and simulation research,” Newton a Series of LF Projects, LLC, 2025. [Online]. Available: <https://github.com/newton-physics/newton>
- [59] K. M. Jatavallabhula, M. Macklin, F. Golemo, V. Voleti, L. Petrini, M. Weiss, B. Considine, J. Parent-Levesque, K. Xie, K. Erleben, L. Paull, F. Shkurti, D. Nowrouzezahrai, and S. Fidler, “gradSim: Differentiable simulation for system identification and visuomotor control,” in *Int. Conf. on Learn. Repr.*, 2021.
- [60] J. Xu, V. Makoviyuchuk, Y. Narang, F. Ramos, W. Matusik, A. Garg, and M. Macklin, “Accelerated Policy Learning with Parallel Differentiable Simulation,” in *Int. Conf. on Learn. Repr.*, 2021.
- [61] T. M. Moerland, J. Broekens, A. Plaat, and C. M. Jonker, “Model-based Reinforcement Learning: A Survey,” *Found. Trends Mach. Learn.*, vol. 16, 2023.
- [62] S. G. Krantz and H. R. Parks, *The Implicit Function Theorem: History, Theory, and Applications*. Birkhäuser, 2002.
- [63] J. J. Moreau and P. P.D., *Nonsmooth mechanics and applications*. Springer-Verlag, 1988.
- [64] G. De Saxcé and Z.-Q. Feng, “The bipotential method: A constructive approach to design the complete contact law with friction and improved

- numerical algorithms," *Mathematical and Computer Modelling*, vol. 28, 1998.
- [65] E. D. Dolan and J. J. Moré, "Benchmarking optimization software with performance profiles," *Mathematical programming*, vol. 91, 2002.
- [66] C. Blair, "Theory of Linear and Integer Programming (Alexander Schrijver)," *SIAM Review*, vol. 30, 1988.
- [67] A. N. Tikhonov and V. Y. Arsenin, *Solutions of Ill-Posed Problems*. Washington, DC: Winston, 1977.