

Near-optimal population protocols on bounded-degree trees

Joel Rybicki · joel.rybicki@hu-berlin.de · Humboldt-Universität zu Berlin

Jakob Solnerzik · jakob.solnerzik@hu-berlin.de · Humboldt-Universität zu Berlin

Robin Vacus · robin.vacus@cnrs.fr · Sorbonne Université, CNRS, LIP6

Abstract. We investigate space-time trade-offs for population protocols in sparse interaction graphs. In complete interaction graphs, optimal space-time trade-offs are known for the leader election and exact majority problems. However, it has remained open if other graph families exhibit similar space-time complexity trade-offs, as existing lower bound techniques do not extend beyond highly dense graphs.

In this work, we show that – unlike in complete graphs – population protocols on bounded-degree trees do not exhibit significant asymptotic space-time trade-offs for leader election and exact majority. For these problems, we give constant-space protocols that have near-optimal worst-case expected stabilisation time. These new protocols achieve a linear speed-up compared to the state-of-the-art.

Our results are based on two novel protocols, which we believe are of independent interest. First, we give a new fast self-stabilising 2-hop colouring protocol for general interaction graphs, whose stabilisation time we bound using a stochastic drift argument. Second, we give a self-stabilising tree orientation algorithm that builds a rooted tree in optimal time on any tree. As a consequence, we can use simple constant-state protocols designed for directed trees to solve leader election and exact majority fast. For example, we show that “directed” annihilation dynamics solve exact majority in $O(n^2 \log n)$ steps on directed trees.

1 Introduction

Population protocols are a model of asynchronous, distributed computation in systems with anonymous, identical and computationally-restricted agents [5, 7]. In this model, the agents reside on the nodes of a connected graph $G = (V, E)$ with n nodes. The computation is controlled by a scheduler that, in each time step, selects an edge $\{u, v\} \in E$ uniformly at random; the two nodes u and v then interact by reading each other’s current states and update their local state.

The *time complexity* is the expected number of global interactions required to reach a configuration with correct and stable outputs that cannot change no matter which interactions occur in the future. The *space complexity* of a protocol is measured by the number of distinct states an agent can take.

Space-time complexity thresholds on cliques. The past decade has seen a focused research program investigating space-time complexity trade-offs for population protocols on *complete* graphs [1, 2, 13, 14, 19, 20, 30]. This research has identified problems that exhibit asymptotic *complexity thresholds*: protocols with space complexity below the threshold are a factor $\tilde{\Theta}(n)$ slower than time-optimal protocols, and conversely, optimal stabilisation time can be achieved by protocols that use number of states above this threshold. There are two prototypical problems with such complexity thresholds:

- For leader election, the threshold is at $\Theta(\log \log n)$ states: the problem can be solved in optimal $\Theta(n \log n)$ time with $\Theta(\log \log n)$ states [13, 29]. Any $o(\log \log n)$ -state protocol requires $\tilde{\Omega}(n^2)$ time [1] and a simple constant-state protocol solves the problem in $\Theta(n^2)$ time [19].
- For exact majority, the threshold is widely conjectured to be at $\Theta(\log n)$ states. Alistarh et al. [2] showed that time-optimal protocols satisfying certain technical “output-dominance” and “monotonicity” properties – which are satisfied by all known clique protocols – need $\Omega(\log n)$ states [2]. This is matched by the time-optimal protocol of Doty et al. [20] that uses $\Theta(\log n)$ states and $\Theta(n \log n)$ time. A constant-state protocol solves the problem in $\Theta(n^2)$ time [21, 26].

Graphical population protocols. Recent work has started to extend the study of space-time complexity trade-offs from cliques to general interaction graphs [3, 4, 28, 33, 34]. On general graphs, time and space complexity typically depend on the expansion properties of the interaction graph. So far, all state-of-the-art upper bounds for general graphs parallel those in the clique. Leader election [4, 34] and exact majority [28] protocols that use super-constant number (typically polylogarithmic in n) of states are a factor $\tilde{\Theta}(n)$ faster than known constant-state protocols.

However, it is not known whether super-constant number of states is *necessary* to attain such near-linear speed-up in sparse and/or high-diameter graphs. The main obstacle is that the surgery technique, which is a key ingredient for proving space-time trade-offs in complete graphs [1, 2, 19], does not easily generalise to other graph families – with the exception of dense random graphs [4].

Indeed, Alistarh et al. [4] pointed out that in *star graphs* a leader can be elected in constant time and space, because the underlying graph helps break symmetry fast. This simple example rules out that space-time trade-offs must hold in *all* graphs. Nevertheless, they showed that the surgery technique sometimes remains applicable outside of cliques by proving that constant-state leader election requires $\tilde{\Theta}(n^2)$ expected steps in dense random graphs (with constant expected diameter).

1.1 Our focus: space-time trade-offs in sparse graphs

In this work, we move away from highly *dense* graphs to study the other extreme of highly *sparse* interaction graphs, namely trees. For bounded-degree trees, the state-of-the-art exhibits a $\tilde{\Omega}(n)$ factor

difference between the state-of-the-art stabilisation times of constant-state and super-constant-state protocols for both leader election [4, 9] and exact majority [21, 28].

For example, on paths, the known constant-state protocols for leader election and exact majority consensus use $\Theta(n^3)$ expected time, while protocols using super-constant number of states can stabilise much faster in near-optimal $\tilde{O}(n^2)$ time [4, 28]. The information propagation based lower bound techniques only give unconditional time lower bounds for arbitrary (i.e., including unbounded state) protocols [4, 28], so they cannot be used to rule out the existence of space-time trade-offs for trees or other graph classes.

So far, it is not clear if we are simply missing the right lower bound techniques for proving space-time trade-offs in sparse graphs or if such graphs exhibit fundamentally different behaviour. In the light of the above, we investigate the following open question raised in prior work [4, 28]:

Do protocols in *sparse* interaction graphs exhibit significant space-time trade-offs?

1.2 Population protocols on graphs

Let $G = (V, E)$ be a connected, undirected graph with n nodes and m edges. The distance between two nodes u and v is $\text{dist}(u, v)$. We write D for the diameter and Δ for the maximum degree of G .

Population protocols. Let \mathcal{G} be a class of graphs. Formally, a *probabilistic population protocol* on \mathcal{G} consists of a finite set Λ of states, a state transition function $\Xi: \Lambda \times [0, 1] \times \Lambda \times [0, 1] \rightarrow \Lambda \times \Lambda$, and a map $\mu: \Lambda \rightarrow \Gamma$ that maps the local state of a node to an output value in the set Γ . Here, the set Λ can depend on the graph class, but not on the specific input graph G . For example, on bounded-degree graphs, the protocol can depend on the bound on the maximum degree Δ .

Let $G \in \mathcal{G}$. A stochastic *schedule* on $G = (V, E)$ is a random sequence $(e_t)_{t \geq 1}$ of edges, where each edge e_t is sampled independently and uniformly at random from the set E of edges. A *configuration* is a map $x: V \rightarrow \Lambda$. An *execution* of the protocol under the schedule σ is a sequence $(x_t)_{t \geq 0}$ of configurations, where x_0 is the initial configuration and x_t is defined inductively as

$$x_t(u) = \begin{cases} \Xi(x_{t-1}(u), R_t(u), x_{t-1}(v), R_t(v)) & \text{if } e_t = \{u, v\}, \\ x_{t-1}(u) & \text{otherwise,} \end{cases}$$

where $R_t \in [0, 1]^n$ is sampled independently and uniformly at random. When node v interacts at time step t , the value $R_t(v)$ is the local randomness used by the node v during this interaction. While the above definition is general, our protocols only employ $O(\log \Delta)$ random bits per interaction. Here we do not explicitly assume the initiator-responder model, as the randomness given to the nodes can be used to break symmetry. We say that a configuration y is *reachable* from a configuration x if

$$\Pr[x_t = y \mid x_0 = x] > 0$$

for some $t \geq 0$. A configuration x is *stable* if any y reachable from x satisfies $\mu(y) = \mu(x)$. The *stabilisation time* of a protocol is the random variable $T = \min\{t : x_t \text{ is stable}\}$. The *space complexity* of a protocol is the number $|\Lambda|$ of states.

Tasks. Let Σ be a set of input labels and Γ a set of output labels. An *input instance* is a pair (G, f) , where $f: V \rightarrow \Sigma$ is an input labelling and $G \in \mathcal{G}$. A task Π maps each input instance (G, f) to a set of feasible solutions $\Pi(G, f)$, where each solution is a map $g: V \rightarrow \Gamma$.

For any protocol for task Π , we assume without loss of generality that $\Sigma \subseteq \Lambda$ and the input labelling f gives the initial configuration, i.e., $x_0 = f$. We say that a protocol solves Π on input

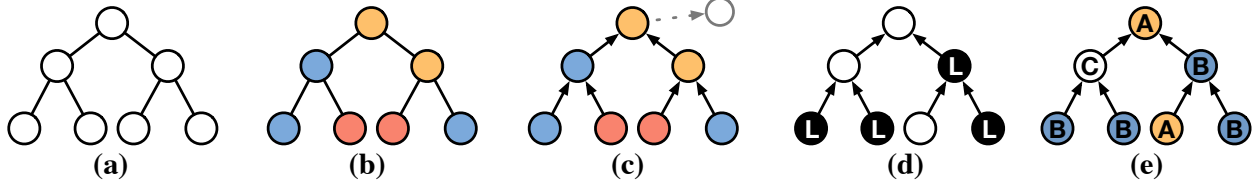


Figure 1: (a) An undirected input tree. (b) A 2-hop coloured tree. (b) The orientation protocol orients a 2-hop coloured tree. The grey node may be a “hallucinated” parent of the root. (d) An example configuration of the leader election protocol. The leader tokens (L) are pushed towards the root. When two leader tokens meet, the child’s token is removed. (e) An example configuration of the majority protocol. The A- and B-tokens are pushed towards the root; when A and B tokens meet, both turn into a C-token. In contrast to A- and B-tokens, the C-tokens move away from the root.

(G, f) if T is finite almost surely and $\mu \circ x_T \in \Pi(G, f)$. For self-stabilising tasks, we assume that $\Sigma = \Lambda$ and $\Pi(G, f) \neq \emptyset$ for any $f: V \rightarrow \Lambda$. A protocol for such a task Π is *self-stabilising* if for any initial configuration x_0 the stabilisation time T is finite almost surely.

1.3 Our contributions

We give near-time optimal *constant-state* protocols for exact majority and leader election in *bounded-degree* trees. This gives the first example of a non-trivial class of graphs, where (non-self-stabilising) population protocols do not exhibit significant, asymptotic space-time trade-offs in terms of n . On the way to obtain these results, we give new protocols we believe are of independent interest:

- (1) A fast self-stabilising 2-hop colouring protocol for general graphs.
- (2) A time-optimal, self-stabilising protocol that orients 2-hop coloured trees.

These two technical ingredients allows us to orient an undirected tree fast. We then show that *oriented* trees admit fast, constant-state protocols for leader election and exact majority.

We note that while we mostly focus on bounded-degree trees, i.e., the case $\Delta \in O(1)$, the exact majority and leader election protocols work in fact for *any* undirected tree – however, the space complexity is of order $2^{\text{poly}(\Delta)}$, and similarly, the time complexities hide an additional Δ -factor.

1.3.1 Ingredient 1: Fast self-stabilising 2-hop colouring

Our first ingredient is a new protocol for self-stabilising 2-hop colouring in *general* graphs with maximum degree Δ . A 2-hop colouring of a graph $G = (V, E)$ is a function $f: V \rightarrow \{1, \dots, \chi\}$, where $f(u) \neq f(v)$ for all $u, v \in V$ such that u and v share a neighbour. That is, for any node $v \in V$, the neighbours of node v must have distinct colours. A 2-hop colouring allows the nodes to distinguish their neighbours, and in a sense, it gives a “port-numbering” in the population protocol model; see Figure 1b. Note that in a 2-hop colouring a node may have the same colour as (at most) one of its neighbours.

Theorem 1. *There is a self-stabilising $2^{O(\Delta^2)}$ -state protocol that stabilises on any graph to a 2-hop colouring with $O(\Delta^2)$ colours in $O(\Delta m \log n)$ time steps in expectation and with high probability.*

Our protocol is inspired by the 2-hop colouring algorithm of Angluin, Aspnes, Fischer and Jiang [6]. They showed that their protocol always stabilises, but they did not analyse its time complexity under the stochastic scheduler.

In Section 2, we design a new protocol that randomly samples colors when it detects a conflict. Similarly to all existing population protocols for 2-hop colouring [6, 24, 31], ours also uses “stamps” to detect if the condition for the 2-hop colouring is violated. However, our protocol comes with some additional tweaks – namely, a simple stamp clearing mechanism – to speed-up its stabilisation.

For the time complexity analysis, we use a “block-wise” stochastic drift argument over sufficiently long time intervals. This gives us enough control on the drift and allows us to obtain a fairly good bound on the stabilisation time. Our protocol is time-optimal up to the Δ -factor: there is no protocol that stabilises in $o(m \log n)$ expected steps, as we show in Section 2.4. Here, the main challenge to carry out the drift analysis is to keep track of different types of conflicts so that they can be used to bound the drift; naïve analysis easily leads to unnecessary polynomial factors in Δ . In order to run this protocol, we assume nodes have access to $O(\log \Delta)$ random bits per interaction to sample a new colour from a palette of size $O(\Delta^2)$.

1.3.2 Ingredient 2: Time-optimal self-stabilising tree orientation

We give a self-stabilising protocol that orients any 2-hop coloured diameter- D tree in optimal $\Theta(\max\{D, \log n\} \cdot n)$ time with high probability. An *orientation* of a tree assigns a direction for each edge such that all edges point towards a single root node $v \in V$.

In our protocol, each node maintains pointers to its parent and children using the 2-hop colouring. Prior to stabilisation, neighbouring nodes may have inconsistent state variables, and in such cases, the orientation of the corresponding edge is ill-defined. These inconsistencies are resolved upon each interaction by updating the pointers to correctly orient the edge. To do this, it is important to use a suitable local rule ensuring that “badly” oriented edges are rapidly pushed out of the tree. This mechanism is formalised in Section 3.

Theorem 2. *There is a self-stabilising protocol that orients any tree of diameter D that has been 2-hop coloured with at most χ colours in $O(n \cdot \max\{D, \log n\})$ steps in expectation and with high probability using $O(2^\chi \cdot \chi^2)$ states.*

Together with Theorem 1 that gives a 2-hop colouring with $\chi \in O(\Delta^2)$ colours, we get that the number of states needed to get an orientation is $2^{O(\Delta^4)}$. This gives us immediately the next result:

Corollary 3. *Any undirected tree can be oriented in $O(Dn + \Delta n \log n)$ steps in expectation and with high probability using $2^{O(\Delta^4)}$ states.*

In particular, Corollary 3 implies that any bounded-degree tree can be oriented in time $O(Dn)$ with a constant-state protocol, because bounded-degree graphs have $\Omega(\log n)$ diameter. We note that in the resulting orientation, the root does *not* know that it is the root, i.e., it may think it has a parent; see Figure 1c for an example. Indeed, this is necessary: Angluin et al. [6] showed that self-stabilising leader election is impossible in non-simple graphs, which include trees. Thus, an orientation algorithm, where the root knows it is the root would solve self-stabilising leader election on trees. We show in Section 6.2 that our orientation protocol is essentially time-optimal by extending the lower bound technique of Alistarh et al. [4] to trees.

Theorem 4. *There is no tree orientation protocol that stabilises in $o(Dn)$ expected steps on trees.*

1.3.3 Application 1: Optimal leader election for bounded-degree trees

The tree orientation protocol allows us to easily construct a fast *non-self-stabilising* stable leader election protocol. In the stable leader election problem, as input we get a nonempty subset of

nodes as the initial leader candidates, and the task is to elect exactly one of the candidates as the (permanent) leader. Our protocol is a “directed” variant of the classic 2-state leader election protocol on the clique [19]. Assuming an oriented tree, each node starts with a leader token, the leader tokens are always pushed towards the root, and when two leader tokens meet, only the token of the parent survives. In Section 4, we establish the following result.

Corollary 5. *There is a leader election protocol for trees that uses $2^{O(\Delta^4)}$ states and elects a leader in $O(Dn + \Delta n \log n)$ steps in expectation and with high probability.*

Corollary 5 implies that there exists a constant-state protocol leader election protocol that stabilises in $O(Dn)$ time on bounded-degree trees. In Section 6.2, we show that this is optimal by establishing the following new lower bound for trees.

Theorem 6. *There is no leader election protocol that stabilises in $o(Dn)$ expected steps in trees of diameter $D \in \Omega(\log n)$.*

When put together, the above results show that on bounded-degree trees leader election does not exhibit a space-time complexity threshold in terms of n .

Corollary 7. *On bounded-degree trees, there is a constant-state protocol that solves leader election in optimal $\Theta(Dn)$ time.*

1.3.4 Application 2: Fast space-efficient exact majority for trees

Finally, we consider the exact majority task on oriented trees. In this task, each node v receives an input bit $f(v) \in \{0, 1\}$, and the task is to reach consensus on the bit that was given as input to the majority of the nodes. In case of ties, consensus on an arbitrary bit should be reached. On paths, the existing protocols for exact majority use $\tilde{\Omega}(n^3)$ time [21, 28].

We give a new protocol that stabilises in only $O(n^2 \log n)$ time on any tree, and on bounded-degree trees, uses only constant space. Specifically, we consider a “directed” variant of the two-species annihilation dynamics recently studied by Rybicki et al. [28]. Each node starts with a token A or B, depending on its initial input bit. When an A-token and a B-token meet, they both get removed, leaving behind two “empty” tokens of type C. The tokens of type A and B are always pushed towards the root (so that the “empty” tokens move away from the root). Figure 1e illustrates an example configuration of this process.

We show that the directed annihilation dynamics stabilise in $O(n^2 \log n)$ steps into a configuration where only the majority input token remains (or in the case of a tie, only C-tokens are left). In case of a majority, the root will hold one of the remaining input tokens. The output is then propagated from the root to all nodes by having each node with a C-token copy the output of its parent. This is explained in more detail in Section 5.

Theorem 8. *There is a self-stabilising exact majority protocol for trees that uses $2^{O(\Delta^4)}$ states and stabilises in $O(n^2 \log n)$ steps in expectation and with high probability.*

For paths, this is optimal up to the $\log n$ factor due to the recent $\Omega(Dm)$ time lower bound on general graphs [28]. While our protocol is simple, its analysis requires care. A naïve coupon collector analysis yields a bound of $O(n^3 \log n)$ steps. However, to get to the worst-case optimal $\Theta(n^2 \log n)$ steps, a more careful analysis is needed to take into account “congestion” that may happen with the process: tokens of the same type block each other from propagating towards the root.

Our technique for analysing the directed annihilation dynamics on trees is inspired by the analysis of the fun-sort algorithm of Biedl et al. [16]. The fun-sort algorithm corresponds to a simpler process with only two token types on a path, where the tokens do not annihilate each other, but rather traverse in the opposite directions on a path.

1.3.5 Further example applications

The self-stabilising tree orientation algorithm can be used to solve also other problems, where information needs to be aggregated to the root and/or information needs to be spread from the root. Here we sketch two simple example applications. The time-optimality of both protocols follow from standard arguments and a straightforward application of our lower bound lemma in Section 6.1.

Time-optimal self-stabilising 2-colouring of bounded-degree trees. Given the tree orientation protocol, it is easy to design a self-stabilising 2-colouring algorithm for bounded-degree trees that is asymptotically time optimal: each node stores an output bit and whenever they interact with their parent, they copy and flip the output bit of their parent. The time complexity follows from the combination of Corollary 3 and the time for the parent to broadcast its bit to all other nodes; the latter is known to take $\Theta(Dn)$ steps in expectation and with high probability [4].

Exact population size counting in trees. Counting the population size is a fundamental problem in population protocols [8, 10, 12, 22]. In trees, we can now count the exact size of the tree easily as follows: each node starts with a token “1”. The tokens are pushed towards the root. When a token with value x and y meet, the parent’s token is replaced with the value $x + y$ and the child retains a token with value 0. In parallel, a broadcasting process is run, where the maximum observed token value is broadcast by all the nodes. It is easy to check that even while the tree orientation algorithm is stabilising, the sum of all token values remains n . After the tree has been oriented, the counting protocol stabilises in $\Theta(\max\{D, \log n\} \cdot n)$ steps in expectation and with high probability [4]. The protocol uses $O(n)$ additional states on top of the tree orientation algorithm.

1.4 Related work

Table 1 summarises our results and existing prior work. We note that for leader election and exact majority, the prior protocols work in general connected graphs rather than just trees; the table reports the resulting bounds for trees. Below we compare our results to prior work in more detail.

Self-stabilising 2-hop colouring. Angluin et al. [6] were the first to describe population protocols for 2-hop colouring. Our algorithm is inspired by their approach, where each agent memorises a one-bit stamp for each of the $\Theta(\Delta^2)$ colours; this results in $2^{O(\Delta^2)}$ space complexity. However, they do not provide time complexity bounds under the stochastic scheduler. Indeed, establishing such bounds seems like a challenging task, and we suspect that their protocol is significantly slower than ours in the absence of any “stamp clearing” mechanism.

In contrast, the randomised protocol by Sudo et al. [31] uses only a single stamp per node. However, it relies on a large colour palette with a dependency on N , where N is a known upper bound on n , leading to a $\Theta(N^4)$ state complexity. They show that their protocol stabilises in $O(mn^2 \log n)$ time. Recently, Kanaya et al. [24] obtained a better time complexity of $O(mn)$ steps by using even more states: their randomized algorithm employs a colour palette of size $\Theta(N^3 \Delta^2)$ and requires memorising Δ colours during the execution, resulting in $N^{O(\Delta)}$ states. Their slower, but deterministic, algorithm requires $2^{O(N)}$ states and is not mentioned in Table 1. Compared to these results, when Δ is small, our new protocol achieves significantly better state complexity and stabilisation time with a smaller colour palette of size $O(\Delta^2)$.

Our analysis is also quite different: we use a stochastic drift argument [25] to bound the stabilisation time of the 2-hop colouring protocol. We note that Bertschinger et al. [15] also used

| Graph class | Problem | States | Time | References |
|-------------|-------------|-------------------|---------------------------|------------------------------------|
| General | 2-hop col. | $2^{O(\Delta^2)}$ | No bound given. | Angluin et al. [6] |
| | | $O(n^4)$ | $O(mn^2 \log n)$ | Sudo et al. [31] |
| | | $n^{O(\Delta)}$ | $O(mn)$ | Kanaya et al. [24] |
| | | $2^{O(\Delta^2)}$ | $O(\Delta m \log n)$ | This paper: Section 2 |
| | | Any | $\Omega(m \log n)$ | This paper: Section 2.4 (†) |
| Trees | Orientation | $2^{O(\Delta^4)}$ | $O(Dn + \Delta n \log n)$ | This paper: Section 3 |
| | | Any | $\Omega(Dn)$ | This paper: Section 6.2 (†) |
| | LE | 6 | $O(Dn^2 \log n)$ | Beauquier et al. [9] (★) |
| | | $O(\log^2 n)$ | $O((D + \log n)n \log n)$ | Alistarh et al. [4] |
| | | $2^{O(\Delta^4)}$ | $O(Dn + \Delta n \log n)$ | This paper: Section 4 |
| | | Any | $\Omega(Dn)$ | This paper: Section 6.2 (†) |
| | EM | 4 | $O(Dn^2 \log n)$ | Bénézit et al. [11] (★) |
| | | $O(\log^2 n)$ | $O(\Delta Dn^2 \log^2 n)$ | Rybicki et al. [28] |
| | | $2^{O(\Delta^4)}$ | $O(n^2 \log n)$ | This paper: Section 5 |
| | | Any | $\Omega(Dn)$ | Rybicki et al. [28] (†) |

Table 1: Space and (expected) time complexities of population protocols in different graph families. Here, Δ is the maximum degree and D is the diameter of the graph. (†) This is an unconditional time lower bound for protocols that use any number of states. (★) The bound on the time complexity for the protocol is not given in the reference but follows easily from standard hitting time arguments [4, 32].

drift analysis to bound the stabilisation time of a proper node colouring in a different asynchronous model, where nodes are activated randomly and they can see the colours in their neighbourhood.

Tree orientation. We are not aware that tree orientation problem has been previously studied in the context of population protocols. However, we note that Angluin et al. [6] gave a self-stabilising protocol that finds a spanning tree in 2-hop coloured regular graphs of diameter D using $\text{poly}(D)$ states. Thus, our protocols for directed trees could be also applied in more general graphs by running them in the resulting spanning tree, with the additional $\text{poly}(D)$ state complexity overhead.

Leader election on graphs. Chen and Chen [17] gave a constant-space *self-stabilising* leader election protocol for cycles with an exponential stabilisation time. Later, they gave a $\text{poly}(\Delta)$ -state protocol for general Δ -regular graphs [18]. Yokota et al. [33] gave a time-optimal algorithm for self-stabilising leader election on cycles that stabilises in $\Theta(n^2)$ steps and uses $O(n)$ states. Recently, Yokota et al. [34] gave a near-time-optimal algorithm that stabilises in $O(n^2 \log n)$ steps and uses only $\text{polylog } n$ states.

Unlike for regular graphs, Angluin et al. [6] showed that self-stabilising leader election cannot be solved in non-simple graph classes. A class of graphs \mathcal{G} is non-simple if it contains a graph with two disjoint subgraphs that are also contained in \mathcal{G} . For example, trees are non-simple. Our protocol for

trees is “almost” self-stabilising in the sense that as long as the initial configuration contains at least one leader candidate, then a leader is elected (but otherwise the initial states may be arbitrary).

Beauquier, Blanchard and Burman [9] gave a (non-self-stabilising) constant-state leader election protocol that stabilises in any connected graphs. Using hitting time arguments, this protocol can be shown to stabilise in $O(n^4 \log n)$ time on any graph and in $O(n^3 \log n)$ time on regular graphs [4, 32]. For trees, the protocol stabilises in $O(Dn^2 \log n)$ time, as the hitting time of the population random walk in a diameter- D tree is $O(Dn^2)$. The (non-self-stabilising) leader election protocol of Alistarh et al. [4] uses $O(\log^2 n)$ states and stabilises in $O((D + \log n)m \log n)$ steps on any graph, and on graphs with edge expansion $\beta > 0$, the protocol stabilises in $O(m/\beta \log^2 n)$ time. For trees, their protocol achieves $O((D + \log n)n \log n)$ stabilisation time. In comparison, our protocol is strictly better in terms of space and time complexity when Δ is small, and strictly worse when Δ is large, e.g., $\Delta \gg \sqrt{\log \log n}$.

Exact majority on graphs. There is a simple 4-state protocol that solves exact majority on any connected graph [11, 21, 26]. Mertzios et al. [26] showed that there is no always-correct 3-state protocol. Draief and Vojnović [21] studied the stabilisation time of the 4-state protocol in terms of the spectral properties of the interaction graph, and recently, Rybicki et al. [28] extended their analysis to give a bound of $O((\tau/\gamma) \cdot \log n)$ expected steps, where τ is the relaxation time of the *population random walk* and $1/n < \gamma < 1$ is the normalised bias of the two input values.

In trees, the relaxation time τ of the population random walk can range from $O(n)$ (e.g., stars) to $\Theta(n^3)$ (e.g., paths). However, plugging in the worst-case values for τ and γ , leads to too pessimistic bounds. Again, with simple hitting time arguments, such as those used by Sudo et al. [32] and Alistarh et al. [4], one can show that the 4-state protocol stabilises in $O(Dn^2 \log n)$ steps in any diameter- D tree.

Rybicki et al. [28] also gave an $O(\log n \cdot (\log(\Delta/\delta) + \log(\tau/n)))$ -state protocol that stabilises in $O((\tau\Delta/\delta) \log^2 n)$ steps, where δ is the minimum and Δ is the maximum degree of the input graph. The protocol performs well on almost-regular graphs with good expansion. However, in worst-case graphs, such as lollipop graphs, relaxation time τ can be $\Omega(n^4)$, making the protocol slow. Moreover, the clocking mechanism performs poorly in graphs where Δ/δ is large. On trees of diameter D , one can use the bound $\tau \in O(Dn^2)$ to get a running time bound of $O(\Delta Dn^2 \log^2 n) = O(n^4 \log^2 n)$. However, we suspect that this bound could be improved by a $\Theta(n)$ -factor with a more careful analysis of the underlying cancellation-doubling dynamics on undirected trees.

In contrast, our new majority protocol trees stabilises in $O(n^2 \log n)$ steps on any tree. In addition, it is self-stabilising, similarly to the 4-state protocol. For bounded-degree trees, our new protocol uses $O(1)$ states while achieving a linear speed-up compared to both the 4-state protocol and the super-constant state protocol in the worst-case. This is almost optimal, as any exact majority protocol requires $\Omega(n^2)$ expected time on paths [28]. However, the space complexity of our protocol scales much worse in terms of Δ .

2 Fast 2-hop colouring in general graphs

In this section, we give a self-stabilising algorithm whose output stabilises to a 2-hop colouring with $O(\Delta^2)$ colours on any graph $G = (V, E)$. The algorithm is inspired by the non-deterministic 2-hop colouring algorithm of Angluin et al. [6] that uses stamping to detect conflicts. However, to ensure fast stabilisation under the stochastic scheduler, our algorithm is slightly different in construction and assumes that nodes can sample $O(\log \Delta)$ i.i.d. random bits per interaction. We prove the following:

Theorem 1. *There is a self-stabilising $2^{O(\Delta^2)}$ -state protocol that stabilises on any graph to a 2-hop colouring with $O(\Delta^2)$ colours in $O(\Delta m \log n)$ time steps in expectation and with high probability.*

2.1 The 2-hop colouring algorithm

Fix a constant $\alpha > 6$ and let $\mathcal{C} := \{1, \dots, \alpha\Delta^2\}$ be our colour palette. The algorithm maintains two variables $\text{colour}(u) \in \mathcal{C}$ and a stamp vector $\text{stamp}(u) \in \{0, 1, \perp\}^{\mathcal{C}}$. The output is given by the map $\text{colour}: V \rightarrow \mathcal{C}$. The stamp variables are used to check for the validity of the colouring. Specifically, we say the edge e has a *stamp conflict* at time t if

$$\perp \notin \{\text{stamp}_t(u, \text{colour}_t(v)), \text{stamp}_t(v, \text{colour}_t(u))\}, \text{ and } \\ \text{stamp}_t(u, \text{colour}_t(v)) \neq \text{stamp}_t(v, \text{colour}_t(u)).$$

In words, edges have a stamp conflict if the stamp corresponding to their respective colours do not match *and* neither of the stamps is a \perp -stamp; the \perp -stamp acts as a special stamp to indicate that the stamps were recently cleared. The algorithm is given in the pseudo-code below and Figure 2 illustrates stamp conflicts.

| 2-hop colouring algorithm | |
|---------------------------|---|
| 1 | if the activated edge $\{u, v\}$ has a stamp conflict then |
| 2 | Sample $\text{colour}(u) \leftarrow \text{Uniform}(\mathcal{C})$. |
| 3 | Sample $\text{colour}(v) \leftarrow \text{Uniform}(\mathcal{C})$. |
| 4 | Clear stamps by setting $\text{stamp}(v) \leftarrow \{\perp\}^{\mathcal{C}}$ and $\text{stamp}(u) \leftarrow \{\perp\}^{\mathcal{C}}$. |
| 5 | Sample $X \leftarrow \text{Uniform}(\{0, 1\})$. |
| 6 | Set $\text{stamp}(u, \text{colour}(v)) \leftarrow X$. |
| 7 | Set $\text{stamp}(v, \text{colour}(u)) \leftarrow X$. |

Conflict edges and recolouring steps. For the analysis, we need a few additional definitions. We write $N(v)$ for the neighbourhood of v . A path (u, v, w) of length 2 is a *c-conflict path at time t* if $\text{colour}_t(u) = \text{colour}_t(w) = c$. We say that an edge $e = \{u, v\}$ has a *colour conflict at time t* if there exists $w \in N(v) \setminus \{u\}$ such that $\text{colour}_t(w) = \text{colour}_t(u)$. Colour conflicts correspond to edges where the condition for having a 2-hop colouring is not satisfied (i.e., one node has at least two neighbors with the same colour). In particular, an edge with a colour conflict lies on at least one conflict path; see Figure 2 for an illustration.

If the edge e_t sampled at time t has a stamp conflict, then the 2-hop colouring algorithm triggers a recolouring, i.e., it enters the ‘if’ statement and changes the colour of both activated nodes. We call such steps *recolouring steps* and write \mathcal{R}_t to denote the event: “Time step t is a recolouring step”.

We say that e is a *conflict edge* at time t if it has a colour conflict or a stamp conflict at time t . Note that a stamp conflict does not imply a colour conflict, and vice versa. A recolouring step can only happen when an edge with a stamp conflict is sampled. Note also that after a recolouring step, all the stamps of u and v are cleared to the value \perp . However, after a recolouring step, we may still have that the colours of u and v remain the same.

We will analyse the stabilisation time of the protocol using stochastic drift analysis on the expected number of conflict edges. First, we analyse the effect of a single interaction step, and then we consider how the number of conflict edges decreases in a sequence of m interaction steps.

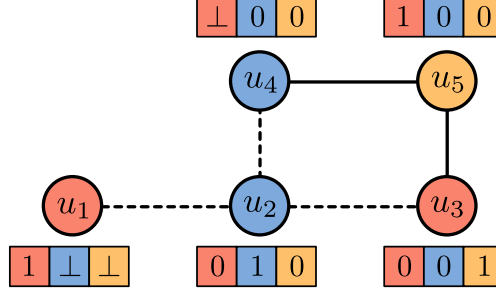


Figure 2: Different types of edge conflicts. The array indexed by colours next to each node represents the **stamp** variable of the corresponding node. In this example, the only edge with a stamp conflict is $\{u_2, u_4\}$. In addition, $\{u_1, u_2\}$ and $\{u_2, u_3\}$ both have a colour conflict, and (u_1, u_2, u_3) is a “red”-conflict path. Finally, $\{u_3, u_5\}$ and $\{u_4, u_5\}$ do not have any conflict.

2.2 Effect of a single interaction step

We now analyse how the number of conflict edges changes during the execution of the protocol. First, we show that the set C_t of conflict edges remains unchanged after any step that is *not* a recolouring step. This implies that the number of conflict edges can only change during recolouring steps.

Lemma 9. *If t is not a recolouring step, then $C_t = C_{t+1}$.*

Proof. Suppose that t is not a recolouring step. Let $e = \{u, v\} \in E$ be any edge. First, observe that if e has a colour conflict at time t if and only if it has a colour conflict at time $t + 1$. This is because by assumption t is not a recolouring step, and hence, the colours of nodes cannot change in this step.

Therefore, it remains to consider the case that e does not have a colour conflict at time t and $t + 1$. We distinguish between two subcases whether e is activated at time t or not:

- (a) Suppose $e = e_t$ is the activated edge at time t . Note that e cannot have a stamp conflict at time t , because otherwise the activation would trigger a recolouring step, which is assumed not to be the case.

The edge e also cannot have a stamp conflict at time $t + 1$ by construction of the 2-hop colouring algorithm. Therefore, e cannot be a conflict edge at time t or $t + 1$, i.e., $e \notin C_t \cup C_{t+1}$.

- (b) Suppose $e \neq e_t$ is not the activated edge at time t . Note that the variable $\text{stamp}(u, \text{colour}_t(v))$ can only be modified if an edge of the form $e_t = \{u, w\}$ is activated, with $\text{colour}_t(w) = \text{colour}_t(v)$; but this would imply that e has a colour conflict, which we have already ruled out. Therefore, whether e has a stamp conflict (or not) at time t , remains the same at time $t + 1$. \square

Next, we show that in each recolouring step, the number of conflict edges decreases by a positive constant amount in expectation.

Lemma 10. *There is a constant $\eta_1 > 0$ such that for every time step $t \geq 0$, we have*

$$\mathbb{E}[|C_t| - |C_{t+1}| \mid \mathcal{R}_t] \geq \eta_1.$$

The proof of Lemma 10 is somewhat involved; the rest of this subsection is dedicated to it. We fix a time step t and assume that t is a recolouring step, i.e., we condition on \mathcal{R}_t . Let $e = \{u, v\} = e_t$ be the edge sampled to interact at time t .

Risky paths. We say that a path (u, w, z) of length-2 is *c-risky for node u* if z has colour c at time $t + 1$. The idea here is that this path may become (or remain) a c -conflict path at time $t + 1$. We define $E_u(c)$ to be the set of all edges that lie on some c -risky path for node u . Formally,

$$E_u(c) := \bigcup_{w, z \in V \setminus \{u\}} \left\{ \{u, w\}, \{w, z\} : \text{colour}_{t+1}(z) = c, \{u, w\} \in E, \{w, z\} \in E \right\}.$$

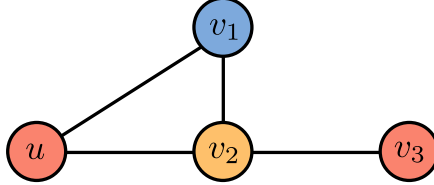


Figure 3: In this example, (u, v_1, v_2) is yellow-risky; (u, v_2, v_1) is blue-risky; and (u, v_2, v_3) is red-risky.

Let X_u, X_v be the random colours adopted by u and v respectively at time $t + 1$ (after the recolouring). We now show that $E_u(X_u)$ contains all the edges that might get a new conflict, as a consequence of u adopting colour X_u (and similarly for v).

Claim 11. *Suppose $e' \notin C_t$ and $e' \in C_{t+1}$. Then $e' \in E_u(X_u) \cup E_v(X_v)$.*

Proof. Let $e' = \{x, y\}$. By assumption, the edge $e' \notin C_t$ has no stamp conflict and no colour conflict at time t . In particular, in the case that e' is adjacent to the activated edge $e_t = \{u, v\}$, we must have $\{\text{colour}_t(x), \text{colour}_t(y)\} \cap \{\text{colour}_t(u), \text{colour}_t(v)\} = \emptyset$. In any case, $\text{stamp}(x, \text{colour}_t(y))$ and $\text{stamp}(y, \text{colour}_t(x))$ do not change at time t , which implies that e' does not have a stamp conflict at time $t + 1$. However, since $e' \in C_{t+1}$, this means that e' has a colour conflict at time $t + 1$.

Therefore, there must exist some c -conflict path (x, y, z) or (y, x, z) at time $t + 1$. Without loss of generality, let (x, y, z) be such a path. Since e' has no colour conflict at time t , this implies that either node z or node x changed their colour at time t . This can only happen if they are incident to the edge $e_t = \{u, v\}$. Thus, both end points of the path (x, y, z) have the same colour at time $t + 1$ and one of these end points is u or v . Since e' belongs to this path, it implies that the edge lies either in $E_u(X_u)$ or $E_v(X_v)$. \square

To later bound the number of edges contained in $E_u(X_u) \cup E_v(X_v)$, we now establish an intermediate result about the sum of all $E_u(c)$.

Claim 12. *For $w \in \{u, v\} = e_t$, we have that*

$$\sum_{c \in \mathcal{C}} |E_w(c)| \leq 2\Delta^2. \quad (1)$$

Proof. By definition, any edge on a c -risky path from w is either (i) incident to node w , or (ii) incident to a neighbour x of w , but not incident to w . We first bound the number of both types of edges.

- (i) Any edge e' that is incident to node w can be a part of at most $\Delta - 1$ paths of length 2 from w , because $\deg(w) \leq \Delta$. In particular, there are at most $\Delta - 1$ colours c such that e' lies on a c -risky path from w .
- (ii) Any edge $e'' = \{x, y\}$ such that $x \in N(w)$ and $y \neq w$ can be part of at most one c -risky path (w, x, y) from w , because by definition (w, x, y) is a c -risky path if and only if $\text{colour}_{t+1}(y) = c$.

There are at most Δ edges of type (i) and at most $\Delta(\Delta - 1) \leq \Delta^2$ edges of type (ii). Any other edge is too far from w and cannot belong to any $E_w(c)$. Therefore, we get that

$$\sum_{c \in \mathcal{C}} |E_w(c)| \leq \Delta(\Delta - 1) + \Delta^2 \leq 2\Delta^2. \quad \square$$

Recall that $\alpha > 6$ is a constant parameter used to define the size of the colour palette, $|\mathcal{C}| = \alpha\Delta^2$. We now lower bound the probability that the recolouring at time t does not create a new colour conflict, as a function of α .

Claim 13. *We have that*

$$\Pr[E_u(X_u) = \emptyset \text{ and } E_v(X_v) = \emptyset] \geq 1 - \frac{2}{\alpha}.$$

Proof. There are at most Δ^2 paths of length 2 starting from u . Therefore, there are at most Δ^2 distinct colours c such that $E_u(c) \neq \emptyset$. Since X_u is uniformly distributed in \mathcal{C} , we get that

$$\Pr[E_u(X_u) \neq \emptyset] \leq \frac{\Delta^2}{|\mathcal{C}|} = \frac{1}{\alpha},$$

and since the same inequality holds symmetrically for v , Claim 13 follows using the union bound. \square

Finally, we are ready to conclude the proof of Lemma 10.

Proof of Lemma 10. Let $e_t = \{u, v\}$ be the edge sampled at time t . Because t is a recolouring step, the edge e_t has a stamp conflict at time t (a stamp conflict being necessary to trigger a recolouring). Moreover, note that if $E_u(X_u) = \emptyset$ and $E_v(X_v) = \emptyset$, then e_t has no colour conflict at time $t + 1$. In that case, since it cannot have a stamp conflict after recolouring, it has no conflict at all at time $t + 1$. Thus, the expected number of edges that *cease* to have a conflict at time $t + 1$ is at least

$$1 \cdot \Pr[E_u(X_u) = \emptyset \text{ and } E_v(X_v) = \emptyset] \geq 1 - \frac{2}{\alpha},$$

where the inequality follows from Claim 13. The expected number of *newly created* conflict edges at time $t + 1$ is by Claims 11 and 12 at most

$$\mathbb{E}[E_u(X_u) + E_v(X_v)] = \sum_{c \in \mathcal{C}} \frac{1}{|\mathcal{C}|} (|E_u(c)| + |E_v(c)|) \leq \frac{4\Delta^2}{|\mathcal{C}|} = \frac{4}{\alpha}.$$

Overall, we obtain

$$\mathbb{E}[|C_t| - |C_{t+1}|] \geq 1 - \frac{2}{\alpha} - \frac{4}{\alpha} = 1 - \frac{6}{\alpha} =: \eta_1,$$

which is bounded away from 0 as long as $\alpha > 6$. \square

2.3 Effect of m consecutive steps

We now analyse how $|C_t|$ changes over *intervals* of $m = |E|$ consecutive time steps. For a given time $t \geq 0$, let $I(t) = \{t, \dots, t + m - 1\}$ be the interval of m steps starting from time step t . We define Y_t to be the number of recolouring steps in the phase starting at time t , i.e.,

$$Y_t := \sum_{s=t}^{t+m-1} \mathbb{1}\{\mathcal{R}_s\} = \sum_{s \in I(t)} \mathbb{1}\{\mathcal{R}_s\}.$$

To perform drift analysis on $|C_t|$, we first prove a lower bound on $\mathbb{E}[Y_t]$. Let $C_t^{\text{stamp}} \subseteq C_t$ be the set of edges with a stamp conflict and $C_t^{\text{colour}} \subseteq C_t$ be the set of edges with a colour conflict. For each of these two subsets, we lower bound the probability that an edge is involved in a recolouring step during the interval $I(t)$. In the following, notation e refers to the mathematical constant whenever it is used inside a numerical expression, and to an edge of the graph everywhere else.

Lemma 14. *For every $e \in C_t^{\text{stamp}}$, the probability that e is recoloured during the interval $I(t)$ is at least $\frac{1-e^{-1}}{2\Delta}$.*

Proof. Let F be the set of all edges sharing at least one endpoint with e . In particular, we have that $e \in F$ and $1 \leq |F| \leq 2\Delta$. Let \mathcal{E}_1 be the event that some edge in F gets activated during the interval $I(t)$. Observe that

$$\Pr[\mathcal{E}_1] \geq 1 - \left(1 - \frac{|F|}{m}\right)^m \geq 1 - (1 - 1/m)^m \geq 1 - 1/e > 0.$$

Let \mathcal{E}_2 be the event that the edge e is the first edge of F that gets activated during the interval $I(t)$. Because the scheduler selects edges uniformly at random in each time step, we get that

$$\Pr[\mathcal{E}_2 \mid \mathcal{E}_1] \geq \frac{1}{|F|} \geq \frac{1}{2\Delta}.$$

We now show that if the event $\mathcal{E}_1 \cap \mathcal{E}_2$ happens, then the edge e gets recoloured during the interval $I(t)$. Suppose the event $\mathcal{E}_1 \cap \mathcal{E}_2$ happens and let $s \in I(t)$ be the first time step where e is activated in the interval. By assumption, the edge e has a stamp conflict at time t . Since no adjacent edge of e is activated between time steps t and s , nodes u and v do not change their state before time s , and therefore e still has a stamp conflict at time s . By construction of the 2-hop colouring algorithm, this implies that e is recoloured at time s . Thus, e gets recoloured during the interval $I(t)$ with probability at least

$$\Pr[\mathcal{E}_1 \cap \mathcal{E}_2] = \Pr[\mathcal{E}_2 \mid \mathcal{E}_1] \cdot \Pr[\mathcal{E}_1] \geq \frac{1 - e^{-1}}{2\Delta}. \quad \square$$

Lemma 15. *Let (u, v, w) be a c -conflict path at time t , for some $c \in \mathcal{C}$. Then at least one node in $\{u, v, w\}$ is recoloured during the interval $I(t)$ with probability at least $e^{-2}/16$ for large enough m .*

Proof. Let $e = \{u, v\}$ and $e' = \{v, w\}$. The number of times that an edge from the set $\{e, e'\}$ gets activated during the interval $I(t)$ of length m is a binomial random variable $S \sim \text{Binomial}(m, 2/m)$. For large enough m , we have

$$\begin{aligned} \Pr[S \geq 3] &\geq \Pr[S = 3] = \binom{m}{3} \left(\frac{2}{m}\right)^3 \left(1 - \frac{2}{m}\right)^{m-3} \\ &= \frac{m(m-1)(m-2)}{6} \cdot \frac{8}{m^3} \cdot \left(1 - \frac{2}{m}\right)^{m-3} \\ &\geq \frac{4}{3} \cdot \left(\frac{m-2}{m}\right)^3 \cdot \left(1 - \frac{2}{m}\right)^{m-3} \\ &\geq \frac{4}{3} \cdot \left(1 - \frac{2}{m}\right)^m \geq e^{-2}, \end{aligned}$$

where for the last inequality we used the fact that $\lim_{m \rightarrow +\infty} (1 - 2/m)^m = e^{-2}$. Moreover, conditioning on $S \geq 3$, the probability that the first three activations from the set $\{e, e'\}$ follow the

order (e, e', e) is $1/8$, because each specific order has the same probability of occurring. From now on, we condition on this event.

Let $s \in I(t)$ be the time step corresponding to the second activation of e within the phase. Consider the case that none of the nodes in $\{u, v, w\}$ got recoloured before time s . Then, the colours of u, v and w are still the same at time s as at time t . Furthermore, since e is sampled at least once between times t and s , and u and v are not recoloured in this interval, we have that $\perp \notin \{\text{stamp}(u, \text{colour}(v)), \text{stamp}(v, \text{colour}(u))\}$ at time s . We also have that $\text{stamp}(u, \text{colour}(v))$ is independent of $\text{stamp}(v, \text{colour}(u))$, since there was at least one edge sampled in between (namely e'), which sets $\text{stamp}(v, \text{colour}(w)) = \text{stamp}(v, \text{colour}(u))$ uniformly at random and independently of $\text{stamp}(u, \text{colour}(v))$. Therefore, s is a recolouring step with probability $1/2$. Overall, either u, v or w gets recoloured within the phase with probability at least

$$e^{-2} \cdot \frac{1}{8} \cdot \frac{1}{2} = \frac{e^{-2}}{16}. \quad \square$$

Path extension functions. Lemma 15 implies that, with high probability, a large number of conflict paths are partially recoloured during $I(t)$. However, our goal is to obtain a lower bound on the number of recolouring steps. To deduce this from the former statement, we show that conflict paths can be grouped together in a structured way, formalised as follows.

By definition, any edge $e \in C_t^{\text{color}}$ is part of at least one conflict path at time t . We say that $f: C_t^{\text{color}} \rightarrow C_t^{\text{color}}$ is a *path extension function* if for every $e \in C_t^{\text{color}}$, the nodes in $e \cup f(e)$ form a conflict path at time t . The idea is that we can use f to extend an edge $e \in C_t^{\text{color}}$ with a colour conflict to some conflict path that contains e . Moreover, we say that f is *balanced* if $|f^{-1}(e)| \leq 2$, i.e., at most two distinct edges can have e as its image.

Lemma 16. *For any $t \geq 0$, there exists a balanced path extension function $f: C_t^{\text{color}} \rightarrow C_t^{\text{color}}$.*

Proof. Orient each edge $\{u, v\} \in C_t^{\text{color}}$ such that $\{u, v\}$ is oriented from u towards v if there exists some conflict path (u, v, w) , breaking ties arbitrarily. Clearly, all edges with a colour conflict can be oriented in this manner. For any node $v \in V$ that has $k \geq 2$ neighbours z_0, \dots, z_{k-1} of colour $c \in C$ at time t , define

$$\pi_{v,c}(z_i) := z_{i+1 \bmod k}.$$

Note that $\pi_{v,c}$ is a permutation on the c -coloured neighbours z_0, \dots, z_{k-1} of node v and the permutation has no fixed points. For any edge $\{u, v\} \in C_t^{\text{color}}$ oriented as (u, v) and $\text{colour}_t(u) = c$, we set

$$f(\{u, v\}) := \{v, \pi_{v,c}(u)\}.$$

That is, any colour conflict edge oriented as (u, v) is mapped to the “next” adjacent edge $\{v, w\}$ of v which also has an endpoint with the same colour c as $u \neq w$. In particular, now $e \cup f(e) = \{u, v, w\}$ is a conflict path, and hence f is a path extension function.

It remains to show that f is balanced, i.e., at most two edges get mapped to any given edge. Consider any $\{x, y\} \in C_t^{\text{color}}$, where the end points have colours c_x and c_y at time t . By definition of f , only edges oriented as (u, x) and (v, y) , where $\text{colour}_t(u) = c_y$ and $\text{colour}_t(v) = c_x$, can be mapped to $\{x, y\}$. Since the maps π_{x,c_y} and π_{y,c_x} , when defined, are permutations, this implies that at most one incident edge of x with colour c_y gets mapped to $\{x, y\}$ and at most one incident edge of y with colour c_x gets mapped to $\{x, y\}$. \square

Bounding the number of recolouring steps. We are now ready to lower bound the expected number $\mathbb{E}[Y_t]$ of recolouring steps that occur during the interval $I(t)$.

Lemma 17. *There is a constant $\eta_2 > 0$ such that for all $t \geq 0$ we have*

$$\mathbb{E}[Y_t] \geq \eta_2 \cdot |C_t| \cdot \Delta^{-1}.$$

Proof. Note that $C_t = C_t^{\text{stamp}} \cup C_t^{\text{color}}$, and therefore, $|C_t| \leq |C_t^{\text{stamp}}| + |C_t^{\text{color}}|$. Hence, we have that $|C_t^{\text{color}}| \geq |C_t|/2$ or $|C_t^{\text{stamp}}| \geq |C_t|/2$; we will analyse both cases separately:

- (1) First, suppose that $|C_t^{\text{stamp}}| \geq |C_t|/2$. Define $Z_e \in \{0, 1\}$ as an indicator variable for the event that the stamp conflict edge $e \in C_t^{\text{stamp}}$ gets recoloured during the interval $I(t)$. By definition of Y_t , we have

$$Y_t = \sum_{s \in I(t)} \mathbb{1}\{\mathcal{R}_s\} \geq \sum_{e \in C_t^{\text{stamp}}} Z_e.$$

By linearity of expectation and Lemma 14, we obtain

$$\mathbb{E}[Y_t] \geq \sum_{e \in C_t^{\text{stamp}}} \mathbb{E}[Z_e] \geq \frac{1 - e^{-1}}{2\Delta} \cdot |C_t^{\text{stamp}}| \geq \frac{1 - e^{-1}}{4\Delta} \cdot |C_t|.$$

- (2) For the second case, suppose that $|C_t^{\text{color}}| \geq |C_t|/2$. Let $f: C_t^{\text{color}} \rightarrow C_t^{\text{color}}$ be a balanced path extension function given by Lemma 15 at time t . For each $e \in C_t^{\text{color}}$, let $W_e \in \{0, 1\}$ be the indicator variable for the event that at least one node in $e \cup f(e)$ is recoloured during the interval $I(t)$. Note that $f(e) \cup e = \{u, v, w\}$ forms a conflict path, since f is a path extension function. Define

$$H := \sum_{e \in C_t^{\text{color}}} W_e.$$

Since $f(e) \cup e = \{u, v, w\}$ forms a conflict path, Lemma 15 gives $\mathbb{E}[W_e] \geq e^{-2}/16$. Applying linearity of expectation yields

$$\mathbb{E}[H] = \sum_{e \in C_t^{\text{color}}} \mathbb{E}[W_e] \geq \frac{e^{-2}}{16} \cdot |C_t^{\text{color}}| \geq \frac{e^{-2}}{32} \cdot |C_t|, \quad (2)$$

where the last inequality follows from our assumption that $|C_t^{\text{color}}| \geq |C_t|/2$.

Next, we show that $Y_t \geq H/(6\Delta)$ by bounding the number of indicator variables that can be set to 1 in a single recolouring step. Consider the case that s is a recolouring step and $\{u, v\}$ is the edge recoloured at time s . Let F be the set of all edges in C_t^{color} incident to u or v :

$$F := \{e \in C_t^{\text{color}} : u \in e \text{ or } v \in e\}.$$

We have that $|F| \leq 2\Delta$. Let F' be the set of all edges in C_t^{color} that are mapped by f to an edge of F :

$$F' := \{e \in C_t^{\text{color}} : f(e) \in F\}.$$

Since f is balanced, the size of F' is bounded by $|F'| \leq 2|F| \leq 4\Delta$. Now, let $e \in C_t^{\text{color}} \setminus (F \cup F')$. We have that $\{u, v\} \cap e = \emptyset$ (otherwise e would belong to F) and $\{u, v\} \cap f(e) = \emptyset$ (otherwise $f(e)$ would belong to F). Therefore, $\{u, v\} \cap (e \cup f(e)) = \emptyset$, and W_e is not set to 1 at time s . Overall, a single recolouring step can only set at most $|F \cup F'| \leq 6\Delta$ indicator variables to 1. This implies that $Y_t \geq H/(6\Delta)$, which together with Eq. (2), yields

$$\mathbb{E}[Y_t] \geq \frac{\mathbb{E}[H]}{6\Delta} \geq \frac{e^{-2}}{192\Delta} \cdot |C_t|.$$

Taking $\eta_2 := e^{-2}/192 < \frac{1-e^{-1}}{4}$ concludes the proof of Lemma 17. \square

Theorem 1. *There is a self-stabilising $2^{O(\Delta^2)}$ -state protocol that stabilises on any graph to a 2-hop colouring with $O(\Delta^2)$ colours in $O(\Delta m \log n)$ time steps in expectation and with high probability.*

Proof. The bound on the number of states immediately follows from the definition of the algorithm. Lemmas 9 and 10 imply that for any $t \geq 0$ we have

$$\begin{aligned} \mathbb{E}[|C_t| - |C_{t+1}|] &= \Pr[\mathcal{R}_t] \cdot \mathbb{E}[|C_t| - |C_{t+1}| \mid \mathcal{R}_t] + \Pr[\overline{\mathcal{R}}_t] \cdot \mathbb{E}[|C_t| - |C_{t+1}| \mid \overline{\mathcal{R}}_t] \\ &\geq \eta_1 \cdot \Pr[\mathcal{R}_t]. \end{aligned} \quad (3)$$

Using Lemma 17, we get that the expected decrease in the number of conflict edges in a single phase is

$$\begin{aligned} \mathbb{E}[|C_t| - |C_{t+m}|] &= \sum_{s=t}^{t+m-1} \mathbb{E}[|C_s| - |C_{s+1}|] \\ &\geq \sum_{s=t}^{t+m-1} \eta_1 \cdot \Pr[\mathcal{R}_s] = \eta_1 \cdot \mathbb{E}[Y_t] && \text{(by Eq. (3))} \\ &\geq \frac{\eta_1 \eta_2}{\Delta} \cdot |C_t|. && \text{(by Lemma 17)} \end{aligned}$$

By the multiplicative drift theorem (Theorem 39 in Appendix A) applied to $X_k := |C_{km}|$, we have that $K = \inf\{k : X_k = 0\}$ is $O(\Delta \log m) = O(\Delta \log n)$ with high probability. By definition, $|C_{Km}| = 0$. The absence of conflict edges implies that the `colour` variables form a 2-hop colouring of G at time Km . Furthermore, as there are no more stamp conflicts, the colouring is stable at time Km .

This implies that for $T \in O(\Delta m \log n)$ we have that $|C_t| = 0$ for all $t \geq T$ with high probability. Thus, the protocol stabilises in $O(\Delta m \log n)$ steps with high probability. \square

2.4 Time lower bound for 2-hop colouring

We now give a lower bound for 2-hop colouring that follows easily from the coupon collector problem.

Theorem 18. *There is no protocol for 2-hop colouring that stabilises in $o(m \log n)$ expected steps.*

Proof. For $m \in [2n, n^2]$, let H be any connected graph with n nodes and $m - n$ edges, and P be a path graph with n nodes v_1, \dots, v_n . We define G to be the union of H and P , connected by a single edge between v_1 and an arbitrary node of H . By construction, G has $2n$ nodes and m edges. We show that any protocol, using possibly an infinite number of states and random bits, needs $\Omega(m \log n)$ expected steps to stabilise on G .

For this, we choose pairwise disjoint sets of edges E_1, \dots, E_s with $s := \lfloor (n-1)/4 \rfloor$ and $E_i := \{v_j, v_{j+1}\} : j = 4i - 3, \dots, 4i\}$, i.e., each E_i contains 4 consecutive edges of P . We say that E_i is *activated* at time t if the sampled edge e_t belongs to E_i . We assume all nodes start in the same initial state. First, we show that every E_i needs to be activated at least once for any protocol to successfully stabilise. Without loss of generality, assume that $E_1 = \{v_1, v_2\}, \dots, \{v_4, v_5\}$ has not been activated yet, in particular, no edge of E_1 has been sampled. Then the nodes v_2 and v_4 are still in their initial state. Moreover, as all nodes are initialised in the same state, the nodes v_2 and v_4 output the same colour, in particular, $\{v_2, v_3\}$ and $\{v_3, v_4\}$ both have a colour conflict. Therefore, the current configuration is not correct and the protocol cannot have successfully stabilised.

Now we lower bound the expected number of steps until every E_i has been activated at least once. By the coupon collector problem, the scheduler needs to sample an edge from $\bigcup_{i=1, \dots, s} E_i$ an

expected number of $\Theta(s \log s)$ times before we have activated each set E_i at least once. Additionally, sampling an edge from $\bigcup_{i=1, \dots, s} E_i$ takes $\Omega(m/s)$ expected steps. Therefore, since $s \in \Theta(n)$, the expected number of steps until every E_i has been activated at least once is

$$\Omega\left(\frac{m}{s} \cdot s \log s\right) = \Omega(m \log n). \quad \square$$

It is easy to see that the lower bound is tight for protocols that have access to sufficiently many random bits: the nodes can simply sample a random colour from the set $\{1, \dots, \text{poly}(n)\}$. In that case, with high probability, recolouring steps assign unique colours to nodes, and the protocol may stabilise after sampling each edge only a constant number of times.

3 Time-optimal self-stabilising tree orientation

In this section, we consider the problem of orienting an undirected tree, assuming we have a 2-hop colouring. Formally, we show the following result.

Theorem 2. *There is a self-stabilising protocol that orients any tree of diameter D that has been 2-hop coloured with at most χ colours in $O(n \cdot \max\{D, \log n\})$ steps in expectation and with high probability using $O(2^\chi \cdot \chi^2)$ states.*

3.1 The tree orientation algorithm

We now assume that the interaction graph $G = (V, E)$ is a tree. Let $\text{colour}: V \rightarrow \mathcal{C}$ be a stable 2-hop colouring of G , where \mathcal{C} is a set of χ colours. The 2-hop colouring can be obtained using the self-stabilising algorithm given in Section 2. In the tree orientation protocol, each node v stores a value $\text{parent}(v) \in \mathcal{C} \cup \{\perp\}$ acting as a parent pointer, and a set $\text{children}(v) \subseteq \mathcal{C}$ containing the colours of neighbours it considers its children.

Orientation of an edge. The algorithm and its analysis relies on the following three *orientation statuses* of edges. These are illustrated in Figure 4. Let $e = \{u, v\}$ be an edge and $t \geq 0$.

- (1) We say e is *oriented* from u to v at time t if the following conditions are satisfied:

$$\text{parent}_t(v) \neq \text{colour}(u) \quad \text{colour}(v) \notin \text{children}_t(u) \quad \text{colour}(u) \in \text{children}_t(v).$$

- (2) An edge e that is oriented from u to v is *properly oriented* if also $\text{parent}_t(u) = \text{colour}(v)$ is satisfied. Otherwise, we say that e is *weakly oriented* from u to v .
- (3) If e is not (weakly or properly) oriented, then e is *disoriented*.

The idea is that if an edge is “disoriented” its orientation status is “ill-defined”; we will show that the number of disoriented edges quickly falls to zero. Once this happens, we have edges that are either weakly oriented or properly oriented. The algorithm then aims to properly orient all the edges. When this finally happens, we have an oriented tree, where all edges point towards a unique root node.

Note that when nodes u and v interact, they can easily check if the edge $\{u, v\}$ is properly or weakly oriented in either direction. If the edge is not properly oriented, the orientation algorithm (given below) simply updates the variables **parent** and **children** of both u and v to properly orient the edge. More precisely, if $\text{colour}(v) \in \text{children}(u)$ prior to the interaction, then the edge is

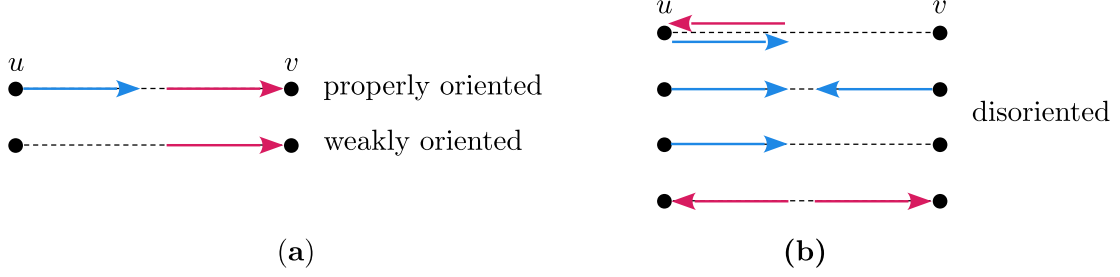


Figure 4: The three *orientation statuses* of an edge $\{u, v\}$ induced by the **children** and **parent** variables of nodes u and v . There is an outgoing blue arrow from u if $\text{parent}(u) = \text{colour}(v)$, and an incoming red arrow into v if $\text{children}(v, \text{colour}(u)) = 1$. (a) Properly and weakly oriented edges. (b) Examples of disoriented edges (i.e., edges that are neither properly or weakly oriented); here the list of configurations where the edge $\{u, v\}$ is disoriented is not exhaustive.

| The orientation algorithm | |
|---------------------------|--|
| 1 | procedure Set-Edge-Orientation(x, y) |
| 2 | $\text{parent}(x) \leftarrow \text{colour}(y)$ |
| 3 | $\text{children}(x) \leftarrow \text{children}(x) \setminus \{\text{colour}(y)\}$ // x removes y from its children |
| 4 | $\text{children}(y) \leftarrow \text{children}(y) \cup \{\text{colour}(x)\}$ // y adds x to its children |
| 5 | if $\text{parent}(y) = \text{colour}(x)$ then |
| 6 | $\text{parent}(y) \leftarrow \perp$ // only modify $\text{parent}(y)$ if necessary |
| 7 | Let u be the initiator and v the responder (chosen randomly). |
| 8 | if the activated edge $\{u, v\}$ is not properly oriented in either direction then |
| 9 | if $\text{children}(u, \text{colour}(v)) = 1$ then |
| 10 | Set-Edge-Orientation(u, v) |
| 11 | else |
| 12 | Set-Edge-Orientation(v, u) |

properly oriented from u to v , and otherwise it is properly oriented from v to u . The algorithm is described in full detail in the pseudo-code above.

The algorithm needs to break symmetry, i.e., it assumes an initiator and a responder. For this, we use randomness. In fact, a single random bit suffices, at the cost of only a constant factor increase in the expected running time. This is compatible with the assumptions stated in Section 1.2.

Remark. After the orientation algorithm stabilises, it is possible that the root u has its **parent** variable set to some colour c even though it has no neighbor of this colour. That is, the root may not be aware that it is the root. This is necessary, as the impossibility result of Angluin et al. [6] shows that there is no *self-stabilising* leader election protocol that works for all trees. Similarly, for any node w , it may be the case that $c \in \text{children}(w)$ although w does not have any neighbor v with $\text{colour}(v) = c$. In particular, this implies that nodes never know their exact set of children.

3.2 The analysis of the tree orientation protocol

Removal of disoriented edges. Let \mathcal{D}_t be the set of disoriented edges at time $t \geq 0$. We show that the edges cannot remain disoriented for too long: the set \mathcal{D}_t is monotonically non-increasing

for $t \geq 0$. First we argue that an edge cannot become disoriented again if it has already become weakly or properly oriented. However, it can go from being properly oriented to weakly oriented.

Lemma 19. *If $e \in E$ is not disoriented at time t , then e is not disoriented at time $t + 1$.*

Proof. Suppose $e = \{u, v\}$ is not disoriented at time t . We proceed by case distinction:

- (1) If $e = e_t$, i.e., e is sampled to interact at time t , then by construction of the orientation algorithm the edge becomes properly oriented in this step, because the procedure **Set-Edge-Orientation** orients the edge. In particular, e is not disoriented at time $t + 1$.
- (2) Suppose $e_t \cap e = \{v\}$, that is, an edge adjacent to e is sampled at time t . Let $e_t = \{v, w\}$. Clearly, the state variables of u remain unchanged at step t , so the edge $e = \{u, v\}$ can become disoriented only from changes to the state of v . We consider two subcases:
 - (a) If e_t is properly oriented, then v does not change its state variables by definition of the algorithm. Hence, the orientation status of the edge $\{u, v\}$ does not change.
 - (b) Suppose e_t is not properly oriented (i.e., either weakly oriented or disoriented). By definition of the algorithm and the assumption that **colour** is a 2-hop colouring of G , $\text{colour}(u) \neq \text{colour}(w)$, so node v does not either add or remove $\text{colour}(u)$ from its $\text{children}_t(v)$ set in this time step when running **Set-Edge-Orientation**. If v modifies its parent variable at this time step, then it sets **parent** to $\text{colour}(w) \neq \text{colour}(u)$. In this case, the edge $\{u, v\}$ is weakly oriented.
- (3) In the remaining case, neither u or v interacts at time step t . Hence, the states of u and v are unchanged and e remains oriented at time $t + 1$. \square

Now we show that all disoriented edges are removed fast. Let T be the first time step when all disoriented edges have been permanently removed, that is,

$$T := \inf\{t \geq 0 : \mathcal{D}_s = \emptyset \text{ for all } s \geq t\}.$$

Lemma 20. *The random variable T is $O(n \log n)$ with high probability.*

Proof. When an edge is sampled, it becomes oriented by construction of the orientation algorithm. By Lemma 19, the edge remains oriented upon all subsequent interactions. Because G is a tree, by the coupon collector problem, all $n - 1$ edges are sampled at least once within $O(n \log n)$ steps with high probability. Thus, by this time, all edges have become oriented and remain oriented thereafter. \square

Tracking weakness. For the sake of the analysis, we place on each edge a distinct *edge-marker* from a set \mathcal{M} of $|E|$ markers. Let $Y_0: \mathcal{M} \rightarrow E$ be the bijection that gives the (arbitrary) initial location of each edge-marker. The process $(Y_t)_{t \geq 0}$ is defined inductively as follows:

- (1) If the edge $e_t = \{u, v\}$ sampled to interact at time t is *weakly* oriented from u to v , and v is incident to a *properly* oriented edge $e' = \{v, w\}$ from v to w , then define $Y_{t+1}(e_t) := Y_t(e')$, $Y_{t+1}(e') := Y_t(e_t)$, and $Y_{t+1}(e'') := Y_t(e'')$ for all $e'' \in E \setminus \{e_t, e'\}$. That is, we swap the edge-markers on e_t and e' while keeping all other edge-markers as is.
- (2) Otherwise, $Y_{t+1} := Y_t$. That is, no edge-marker changes its location.

We show that the weakness must be resolved by the time the marker hits an edge connected to a leaf. Intuitively, the weakness “leaks out” of the tree at the leaves. To complete the analysis, we need to bound the time until this happens using a potential argument.

$$D_t(e) := \max_{\substack{w \in V \text{ s.t.} \\ \text{dist}_{G'}(v,w) < +\infty}} \text{dist}_{G'}(v, w).$$
$$\Phi_t(x) := \begin{cases} 1 + D_t(e) & \text{if } e \text{ is not properly oriented at time } t, \\ 0 & \text{otherwise.} \end{cases}$$
$$\Phi_{t+1}(x) \leq \begin{cases} \max(0, \Phi_t(x) - 1) & \text{if } Y_t(x) = e_t \\ \Phi_t(x) & \text{otherwise.} \end{cases}$$

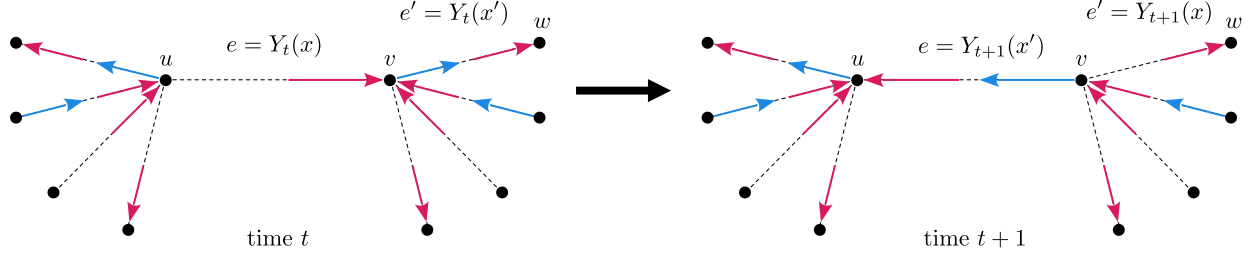


Figure 6: The dynamics of the orientation algorithm when a weakly oriented edge e is sampled to interact at time t after there are no more disoriented edges. We use the same convention as in Figure 4 to represent the **parent** and **children** variables of nodes. The nodes u and v have in addition properly and weakly oriented edges in both possible directions. Assuming the underlying 2-hop colouring is stable, one can check that all edges other than e and e' are not modified.

Proof. Let e_t be the edge sampled to interact at time t , and x be the edge-marker on e_t at time t , i.e., $Y_t(x) = e_t$. First, suppose that e_t is properly oriented at time t . Then the orientation algorithm does not update any state variables, so the edge remains properly oriented at time $t + 1$. Because e_t was not weakly oriented, we get that $Y_{t+1} = Y_t$. Therefore, $\Phi_{t+1}(x) = 0$ by definition of the potential, and the claim trivially follows.

Now consider the other case that e_t is not properly oriented at time t . Hence, $\Phi_t(x) \geq 1$. Without loss of generality, suppose that the edge $e_t = \{u, v\}$ is weakly oriented from u to v . We distinguish two subcases; see Figure 6 for an illustration:

- (1) Suppose that v has an incident edge $e' = \{v, w\}$ that is properly oriented from v to w . Let x' be the edge-marker on e' at time t , i.e., $Y_t(x') = e'$. By definition of the process $(Y_t)_{t \geq T_1}$, the markers x and x' are swapped in Y_{t+1} . Moreover, the algorithm updates the value **parent**(v) from **colour**(w) to **colour**(u). Hence, $\{u, v\}$ becomes properly oriented from v to u , whereas $\{v, w\}$ becomes weakly (improperly) oriented from v to w at time $t + 1$.

In particular, the marker x moves from $\{u, v\}$ to $\{v, w\}$, while the orientation of $\{u, v\}$ at time t is the same as the orientation of $\{v, w\}$ at time $t + 1$. In particular, this means that $\Phi_{t+1}(x) = \Phi_t(x) - 1$. Meanwhile, x' remains on an properly oriented edge at both time steps t and $t + 1$, so $\Phi_t(x') = \Phi_{t+1}(x') = 0$.

Finally, note that the algorithm only modifies the **parent** variables of u and v as well as their **children** sets using the respective colours of u and v . Therefore, the orientation status of all other edges apart from $\{u, v\}$ and $\{v, w\}$ remains unchanged. In particular, this means that the potential of any other edge-marker $x'' \notin \mathcal{M} \setminus \{x, x'\}$ remains unchanged, i.e., $\Phi_{t+1}(x'') = \Phi_t(x'')$.

- (2) Suppose that v has no incident edge that is properly oriented from v to some neighbour w . By definition of the $(Y_t)_{t \geq T_1}$ process, we have that $Y_{t+1} = Y_t$. Moreover, the edge $\{u, v\}$ becomes properly oriented by time $t + 1$, so $\Phi_{t+1}(x) = 0 \leq \Phi_t(x) - 1$. (In words, the weakness tracked by the edge-marker x has been resolved and x will remain on an oriented edge for the rest of the execution.)

By construction of the algorithm, only the orientation status of the edge $\{u, v\}$ changes in time step t . Hence, the potential of any other edge-marker $x' \neq x$ remains unchanged, i.e., $\Phi_{t+1}(x') = \Phi_t(x')$. \square

3.3 Proof of Theorem 2

As a consequence of Lemma 21, the stabilisation time of the orientation algorithm is bounded by the time needed to sample each edge-marker D times, and our upper bound follows from a simple result on a variant of the coupon collector problem.

Proof. The bound on the state complexity follows by observing that storing the `colour` takes χ states and storing `parent` takes $\chi + 1$ states. Storing the `children` set takes 2^χ states.

Recall that T is the first time step from which all edges remain oriented forever. With high probability, we have $T \in O(n \log n)$ by Lemma 20. Consider any edge-marker x and let $k = \max\{D, \log n\}$. We now show that after time T , the potential of marker x reaches zero in $O(kn)$ steps with high probability. Let $T' > T$ be the first time step when x has been sampled at least k times after time T . Since $\Phi_T(x) \leq D$, by applying Lemma 21 on the interval $(T, T']$, we get that

$$\Phi_{T+T'}(x) \leq \max(0, \Phi_T(x) - k) = 0. \quad (4)$$

The random time $S = T' - T$ is stochastically dominated by a sum of geometric random variables $Z = Z_1 + \dots + Z_k$, where the success probability of Z_i is $1/m$. For a constant $\lambda > 1$, Theorem 38 gives

$$\Pr[S \geq \lambda kn] \leq \Pr[Z \geq \lambda \mathbb{E}[X]] \leq \exp(-\Omega(k)) \leq 1/n^{\Omega(1)}.$$

Thus, with high probability, after $O(kn)$ steps, the marker x has zero potential. Taking the union bound over all markers x yields that all markers have zero potential by time $O(kn)$ with high probability.

Let $T^* \leq T'$ be the first time when all markers have zero potential. We argue that the orientation algorithm has stabilised by time T^* . Since all markers have zero potential at time T^* , this means that at this time all edges are properly oriented, i.e., there are no weakly oriented edges. Since the algorithm cannot modify the state of any node in subsequent steps, the orientation of no edge can change from this point onward. Since the `colour` variables form a 2-hop coloring, every node u has at most one neighbor v such that $\text{colour}(v) = \text{parent}(u)$. This implies that every node u has at most one oriented outgoing edge. Hence, the directed tree given by the `parent` variables has a unique root. \square

Together with the 2-hop colouring protocol from Theorem 1, we get the following result.

Corollary 3. *Any undirected tree can be oriented in $O(Dn + \Delta n \log n)$ steps in expectation and with high probability using $2^{O(\Delta^4)}$ states.*

4 Leader election on trees

We now give a leader election algorithm for trees. Recall that in the above orientation algorithm, the root does not know that it is a leader. Indeed, otherwise we would contradict the impossibility of self-stabilising leader election on trees [6]. We now prove the following.

Corollary 5. *There is a leader election protocol for trees that uses $2^{O(\Delta^4)}$ states and elects a leader in $O(Dn + \Delta n \log n)$ steps in expectation and with high probability.*

The above further implies that on bounded-degree trees leader election can be solved in optimal $\Theta(Dn)$ time with constant-state protocols.

The leader election protocol. We run the tree orientation algorithm given by Corollary 3 in parallel to the following simple token dynamics. Initially, each leader candidate starts with a token, all non-candidates start without a token. When an edge oriented from node u to v is sampled, then the following rules are applied:

- (1) If both u and v have a token, then the token held by node u is annihilated.
- (2) If u holds a token and v does not, then the token moves to node v .

Otherwise, the tokens do not change state. If a node holds a token, it outputs that it is a leader.

Proof of Corollary 5. It is easy to check that if the protocol is started with a nonempty set of leader candidates, then at least one candidate always remains even if the edge orientations change over time during the stabilisation of the orientation algorithm. Once the orientation stabilises at time T_1 , the tree has been oriented towards some root node $r \in V$. Let C be the set of leader tokens at time T_1 .

Let $U \subseteq V$ be the set of nodes that hold a token at time T_1 . The token located at node $v \in U$ at time T_1 will either reach the root node r or become annihilated by the time step $T_v + T_1 > T_1$, where T_v is the time until the edges on the path from v to r have been sampled by the scheduler after time T_1 . Since T_v is a sum of at most $D \in \Omega(\log n)$ geometric random variables with success probability $1/m$, Theorem 38(a) yields that $T_v \in O(Dn)$ with high probability.

The protocol stabilises in time $T = \max\{T_v : v \in U\} + T_1$, as the first token to reach the root will annihilate all other tokens that will eventually arrive to the root. By the union bound, it follows that $\max\{T_v : v \in U\} \in O(Dn)$ with high probability. \square

5 Self-stabilising exact majority in directed trees

In this section, we prove the following result for directed trees.

Theorem 22. *There is a self-stabilising exact majority protocol for directed trees that stabilises in $O(n^2 \log n)$ steps in expectation and with high probability, and uses $O(1)$ states.*

Together with the orientation protocol from Corollary 3, this immediately implies the following result stated in Section 1.3.

Theorem 8. *There is a self-stabilising exact majority protocol for trees that uses $2^{O(\Delta^4)}$ states and stabilises in $O(n^2 \log n)$ steps in expectation and with high probability.*

5.1 The exact majority algorithm

We set out to prove Theorem 22. We now assume that G be an oriented tree with all edges pointing towards a unique root. In the protocol, each node v stores a state variable $\text{token}(v) \in \{A, B, C\}$ and $\text{output}(v) \in \{A, B\}$. Here, $\text{token}(v)$ is interpreted as a token, which traverses the tree. The token A corresponds to input 0 and B corresponds to input 1.

The protocol will be self-stabilising in the following sense: no matter what initial configuration the adversary chooses, the protocol will reach consensus. The consensus value will be A if $\text{token}_0(\cdot)$ has a strict majority of A at time 0, and B if there is a strict majority of B . Otherwise, the consensus value can be arbitrary.

The majority algorithm for directed trees. The protocol is as follows. When an edge oriented from u to v is sampled, the nodes u and v perform the following in order:

- (1) If $\{\text{token}(u), \text{token}(v)\} = \{A, B\}$, then both set their tokens to C.
- (2) If $\text{token}(u) \in \{A, B\}$ and $\text{token}(v) = C$, then u and v swap tokens.
- (3) If $\text{token}(v) \neq C$, then v sets $\text{output}(v) \leftarrow \text{token}(v)$.
- (4) Finally, node u sets $\text{output}(u) \leftarrow \text{output}(v)$.

The first two rules implement “directed” version of the annihilation dynamics recently studied by Rybicki et al. [28]. Rule (1) dictates that A and B annihilate each other when meeting and Rule (2) ensures that C-tokens are pushed towards the leaves and other tokens are pushed towards the root. We can show that the directed version performs much faster than the undirected version on trees.

The last two rules only handle output propagation: once the protocol stabilises, the root will hold either an A- or a B-token corresponding to the majority input. Any other node will either hold a token of the same type as the root or a C-token. The rules (3)–(4) then propagate the token value held by the root towards all the children.

5.2 The analysis

For the analysis, we consider a set \mathcal{Z} of tokens with $|\mathcal{Z}| = n$. Specifically, for a token $z \in \mathcal{Z}$, we write $X_t(z) \in V$ to denote the position of z in the graph G at time t , and $M_t(z) \in \{A, B, C\}$ to denote its type. There is always exactly one token on each node, i.e., $X_t : \mathcal{Z} \rightarrow V$ is a bijection. Whenever an edge $\{u, v\}$ is sampled to interact, the two tokens located on u and v change type (to C) if Rule (1) of the algorithm is used, and they exchange their position if Rule (2) is used. Let $r \in V$ be the root of G , and for a token $z \in \mathcal{Z}$, let

$$\text{depth}_t(z) := \text{dist}(X_t(z), r).$$

We assume, without loss of generality, that A is the majority species. Rule (1) of the algorithm removes exactly one token of type A and one token of type B; therefore, the difference between the number of tokens with type A and B remains the same throughout the execution. In particular, A always remains the majority species. Importantly, this holds even when the tree is not properly oriented, so the majority algorithm can be safely composed with any self-stabilising tree orientation protocol.

Definition 23 (Fair schedule). We say that a schedule $(e_t)_{t \geq 0}$ is *fair* if it contains every edge of G infinitely often. Given a fair schedule $(e_t)_{t \geq 0}$, we partition it into asynchronous *rounds* of the form $\{t_k, \dots, t_{k+1} - 1\}$, where $(t_k)_{k \geq 0}$ is defined inductively as follows: $t_0 = 0$, and for every $k \geq 1$, t_{k+1} is the first round in which all edges of G have been sampled at least once after time t_k .

Note that the stochastic schedule is fair with probability 1. For the rest of the analysis, we fix the schedule $(e_t)_{t \geq 0}$ and assume that it is fair. Formally, fixing the entire schedule is necessary to determine whether the following properties hold at any given time.

Definition 24. We say that z is *cancelled* at time t if $M_t(z) = C$. We say that a token $z \in \mathcal{Z}$ is *blocked* at time t if $M_t(z) \in \{A, B\}$ and for every time $s \geq t$, $X_s(z) = X_t(z)$ and $M_s(z) = M_t(z)$. (In other words, z is blocked if it will never be cancelled and has already reached its final position in the tree.) Finally, we say that z is *active* at time t if it is neither blocked nor cancelled.

We now state a few simple propositions that will be useful throughout the analysis.

Lemma 25 (Basic observations). *For every $z, z' \in \mathcal{Z}$ and every $t > 0$:*

- (a) If z is not cancelled at time t then $\text{depth}_t(z) \leq \text{depth}_{t-1}(z)$, otherwise $\text{depth}_t(z) \geq \text{depth}_{t-1}(z)$.
- (b) If z and z' are not cancelled at time t and there is a directed path from $X_{t-1}(z)$ to $X_{t-1}(z')$, then there is a directed path from $X_t(z)$ to $X_t(z')$.
- (c) If z is blocked at time t , then $M_s(z) = A$ for every $s \geq 0$.

Proof. By construction of the majority algorithm, C-tokens can only move away from the root, and A- and B-tokens can only move towards the root, hence claim (a) holds.

Now, consider the case that z and z' are not cancelled at time t and there is a directed path from $X_{t-1}(z)$ to $X_{t-1}(z')$. Then by claim (a), both tokens may only move towards the root, which establishes claim (b).

For claim (c), observe that in the final configuration, after the majority algorithm stabilises, every token must be of type A or C. Therefore, every blocked token must be of type A. \square

Definition 26. For $z \neq z' \in \mathcal{Z}$, we write $z \succ z'$ if there is a time $t \geq 0$ such that z and z' are not cancelled at time t , and there is a directed path from $X_t(z)$ to $X_t(z')$.

Lemma 27. The relation \succ is acyclic: there is no subset $\{z_1, \dots, z_\ell\} \subseteq \mathcal{Z}$ with $\ell > 1$ such that $z_1 \succ z_2 \succ \dots \succ z_\ell \succ z_1$. In particular, \succ is asymmetric.

Proof. Assume, for the sake of contradiction, that \succ is not acyclic. Consider a subset $\{z_1, \dots, z_\ell\} \subseteq \mathcal{Z}$ of minimal size such that $z_1 \succ z_2 \succ \dots \succ z_\ell \succ z_1$. In what follows, we treat 1 and $(\ell + 1)$ as a single index to simplify the notations, that is, we write $z_1 = z_{\ell+1}$. For $i \in \{1, \dots, \ell\}$, let

$$\begin{aligned} T_i &:= \inf\{t \geq 0 : \text{there is a directed path from } X_t(z_i) \text{ to } X_t(z_{i+1})\}, \\ U_i &:= \inf\{t \geq 0 : \text{either token } z_i \text{ or } z_{i+1} \text{ is cancelled at time } t\}. \end{aligned}$$

By definition, $z_i \succ z_{i+1}$ implies that $T_i < +\infty$ and $T_i < U_i$ (it might be the case that $U_i = +\infty$). By Item (b) in Lemma 25, we can show that for every $t \in \{T_i, \dots, U_i - 1\}$, there is a directed path from $X_t(z_i)$ to $X_t(z_{i+1})$. We now show that there can be no overlap between two such consecutive intervals, i.e., for every $i \in \{1, \dots, \ell\}$,

$$\{T_i, \dots, U_i - 1\} \cap \{T_{i+1}, \dots, U_{i+1} - 1\} = \emptyset. \quad (5)$$

Assume, for the sake of contradiction, that there is $i \leq \ell$ and $t \in \{T_i, \dots, U_i - 1\} \cap \{T_{i+1}, \dots, U_{i+1} - 1\}$. Then, there is a directed path from $X_t(z_i)$ to $X_t(z_{i+1})$, and a directed path from $X_t(z_{i+1})$ to $X_t(z_{i+2})$. If $\ell = 2$, then $z_{i+2} = z_i$ and hence there is a directed cycle in G , which is a contradiction. Otherwise, note that since $t < \min(U_i, U_{i+1})$, neither z_i nor z_{i+2} are cancelled at time t ; which implies that $z_i \succ z_{i+2}$. In that case, z_{i+1} can be removed from the cycle, which violates the minimality of $\{z_1, \dots, z_\ell\}$ and concludes the proof of Eq. (5).

Without loss of generality (up to re-indexing the tokens), we assume that $U_1 = \sup_i U_i$. We show by induction that $U_{i+1} < U_i$ for every $i \in \{1, \dots, \ell\}$. By the assumption above, $U_2 \leq U_1$, and hence $U_2 < U_1$ by Eq. (5). Now, assume that $U_{i+1} < U_i$ for a given $i < \ell$. By definition, this implies that z_{i+1} is not cancelled at time U_{i+1} , and therefore z_{i+2} must be cancelled at time U_{i+1} . In turn, this implies that $U_{i+2} \leq U_{i+1}$, and by Eq. (5), that $U_{i+2} < U_{i+1}$, which concludes the induction. Eventually, we obtain that $U_1 > U_{\ell+1} = U_1$, which is a contradiction. \square

Now that we are equipped with the partial order \succ on the set of tokens, we informally describe the main idea behind the proof. Consider the trajectory of some token $z_0 \in \mathcal{Z}$, initially with type

in $\{A, B\}$. By construction of the algorithm, and as long as the token is active, either z_0 moves towards the root by one unit in every round; or there exists a round k and a token z_1 of the same type as z_0 , where z_1 is located directly “below” z_0 in round k , thus preventing z_0 from making progress. In the latter case, we have that $z_0 \succ z_1$, and we can consider z_1 instead of z_0 . Since \succ is acyclic, this process will eventually stop, and we can find a token z_i whose movement down the tree never gets obstructed by a token of the same type. Such a token must move at a constant speed until it stops being active or reaches the root, and we can therefore upper bound its depth in round k by $D - k$.

We can repeat the reasoning with the remaining set of tokens. When doing so, we can more or less ignore z_i , knowing that if a token is located next to z_i in round k , then its depth cannot be much larger than the depth of z_i in that round, e.g., at most $D - k + 2$. We refer to tokens whose depth can be upper bounded by $D - k + 2\ell$ as “ ℓ -leading”, which is defined precisely as follows.

Definition 28. We say that a token $z \in \mathcal{Z}$ is ℓ -leading if for every round $k \geq \ell$,

$$\text{depth}_{t_k}(z) \leq D - k + 2\ell, \quad \text{or} \quad z \text{ is not active at time } t_k. \quad (6)$$

The next lemma, whose proof is deferred to Section 5.3, formalises the informal explanation above.

Lemma 29. *For every $\mathcal{L} \subset \mathcal{Z}$ of size ℓ such that all tokens in \mathcal{L} are $(\ell - 1)$ -leading, there exists $z \in \mathcal{Z} \setminus \mathcal{L}$ such that z is ℓ -leading.*

Using Lemma 29, we obtain an upper bound on the number of rounds needed to stabilise.

Lemma 30. *After $4n$ rounds, the algorithm has stabilised and the output of every node is A.*

Proof. Note that if a token is $(\ell - 1)$ -leading, then it is also ℓ -leading. Using Lemma 29, we can show by induction on ℓ that all tokens in \mathcal{Z} are n -leading. Therefore, all tokens satisfy Eq. (6) with $\ell = n$ in round $3n$, which implies that none of them is active from round $3n$ onwards; or in other words, the majority algorithm has stabilised.

By Item (c) in Lemma 25, this implies that all tokens have type in $\{A, C\}$ at that time. Since we assumed the number of A-tokens to be strictly larger initially than the number of B-tokens, there must be at least one A-token remaining. Thus, the token on the root must have type A in the final configuration. An additional $D \leq n$ rounds is enough for the majority algorithm to propagate the output of the root to every node, which concludes the proof of Lemma 30. \square

The proof of Theorem 22 now follows from Lemma 30 by a standard analysis of the coupon collector problem: since each edge in the tree is sampled with probability $1/(n - 1)$, with high probability, each of the first $4n$ rounds lasts at most $O(n \log n)$ time steps.

5.3 Proof of Lemma 29

In this section, we assume that there exists a subset $\mathcal{L} \subset \mathcal{Z}$ of size ℓ such that all tokens in \mathcal{L} are $(\ell - 1)$ -leading, and we show that we can find a token $z \in \mathcal{Z} \setminus \mathcal{L}$ such that z is ℓ -leading. Let \mathcal{Z}_A be the set of all tokens that do not belong to \mathcal{L} , and are initially of type A, that is

$$\mathcal{Z}_A := \{z \in \mathcal{Z} \setminus \mathcal{L} : M_0(z) = A\}.$$

Let $\mathcal{Z}_A^* \subseteq \mathcal{Z}_A$ be the set of tokens that are minimal for \succ in \mathcal{Z}_A , that is,

$$\mathcal{Z}_A^* := \{z \in \mathcal{Z}_A : \text{there is no } z' \in \mathcal{Z}_A \text{ such that } z \succ z'\}.$$

We define \mathcal{Z}_B and \mathcal{Z}_B^* similarly. If $\mathcal{Z}_A \cup \mathcal{Z}_B = \emptyset$, then all tokens in $\mathcal{Z} \setminus \mathcal{L}$ are initially of type C. In this case, they are all inactive from round 0, and therefore all ℓ -leading. Hence, from now on, we

only consider the case that $\mathcal{Z}_A \cup \mathcal{Z}_B \neq \emptyset$. Since \succ is acyclic by Lemma 27, $\mathcal{Z}_A \neq \emptyset \implies \mathcal{Z}_A^* \neq \emptyset$ and $\mathcal{Z}_B \neq \emptyset \implies \mathcal{Z}_B^* \neq \emptyset$. With the assumption above, this implies that $\mathcal{Z}_A^* \cup \mathcal{Z}_B^* \neq \emptyset$.

We now give a characterisation of the tokens that belong to $\mathcal{Z}_A^* \cup \mathcal{Z}_B^*$, while not being ℓ -leading. Informally, for any such token z , there must be a round $\kappa(z)$ where either (i) z is obstructed by a *blocked* token (in the sense of Definition 24) of the same type, or (ii) z has reached the root of the tree. Case (i) implies that z and all tokens that belong to the same subtree in round κ , will never be able to move further down the tree. Moreover, if $z \in \mathcal{Z}_B^*$, then only case (ii) is possible, as there can be no blocked token of type B.

Claim 31. *If $z \in \mathcal{Z}_A^* \cup \mathcal{Z}_B^*$ is not ℓ -leading, then there is a round $\kappa = \kappa(z) \geq \ell$ such that:*

(a) *The token z satisfies Eq. (6) up to round κ (included). Moreover, z is active at time $t_{\kappa+1}$, and*

$$\text{depth}_{t_{\kappa+1}}(z) = \text{depth}_{t_\kappa}(z) = D - \kappa + 2\ell.$$

(b) *For every token z' such that $z' \succ z$,*

$$\min_{t \geq 0} \text{depth}_t(z') \geq \min_{t \geq 0} \text{depth}_t(z) = D - \kappa + 2\ell.$$

(c) *If $z \in \mathcal{Z}_A^*$, then $|\mathcal{Z}_B| > 0$.*

(d) *If $z \in \mathcal{Z}_B^*$, then $D - \kappa + 2\ell = 0$. That is, $\kappa = D + 2\ell$.*

Proof. Assume that $z \in \mathcal{Z}_A^* \cup \mathcal{Z}_B^*$ is not ℓ -leading. We have that

$$\text{depth}_{t_\ell}(z) \leq D \leq D - \ell + 2\ell,$$

so Eq. (6) holds trivially for z in round ℓ . Let $\kappa \geq \ell$ be the last round (after round ℓ) in which Eq. (6) holds for z . Since z does not satisfy Eq. (6) in round $\kappa + 1$, z is still active at time $t_{\kappa+1}$ and

$$D - (\kappa + 1) + 2\ell < \text{depth}_{t_{\kappa+1}}(z) \leq \text{depth}_{t_\kappa}(z) \leq D - \kappa + 2\ell.$$

This implies that $\text{depth}_{t_{\kappa+1}}(z) = \text{depth}_{t_\kappa}(z) = D - \kappa + 2\ell$, which establishes Item (a).

Now, consider the case that $D - \kappa + 2\ell > 0$. Let $u = X_{t_\kappa}(z)$, and let $(u, v) \in E$ be the unique outgoing edge from u . By definition, there is a time $t \in \{t_\kappa, \dots, t_{\kappa+1} - 1\}$ such that $e_t = (u, v)$. Since z does not move and remains active during round κ , there must be a token w with $X_t(w) = v$ and $M_t(w) = M_t(z)$ (otherwise, z would move downward or become cancelled at time t). By definition, $z \succ w$, hence $w \in \mathcal{L}$ by the minimality of z . We have

$$\text{depth}_t(w) = \text{depth}_t(z) - 1 = D - \kappa + 2\ell - 1 > D - \kappa + 2(\ell - 1),$$

so in order to satisfy Eq. (6), w cannot be active at time t . Since we already know that w is not cancelled, this implies that w is blocked at time t . Now consider the following cases:

- If $z \in \mathcal{Z}_B^*$, this yields a contradiction, since there can be no blocked tokens of type B. Therefore, we must have $D - \kappa + 2\ell = 0$, which establishes Item (d). Moreover, Item (b) holds trivially in this case.
- Finally, consider the case that $z \in \mathcal{Z}_A^*$. Whether $D - \kappa + 2\ell = 0$ or not, z can never move down after time $t_{\kappa+1}$ (by the presence of w), and hence, $\min_{t \geq 0} \text{depth}_t(z) = D - \kappa + 2\ell$. Now, let H be the subtree rooted at u . By definition, any token z' located in H at time $t_{\kappa+1}$

satisfies $z' \succ z$. Moreover, it must remain in H forever after (by the presence of w), so $\min_{t \geq 0} \text{depth}_t(z') \geq D - \kappa + 2\ell$. Note that for any token z' located outside of H at time $t_{\kappa+1}$, there can never be a path from z' to z , and hence we do not have $z' \succ z$. Overall, this establishes Item (b).

Since z is still active at time $t_{\kappa+1}$ and will never move down afterwards, the only possibility is that z is cancelled (from above) at a later time. Therefore, there must exist a token z'' with $M_0(z'') = B$, $\text{depth}_{t_{\kappa+1}}(z'') > D - \kappa + 2\ell$, and such that z'' is still active at time $t_{\kappa+1}$. Note that z'' does not satisfy Eq. (6) in round $\kappa + 1$, so $z'' \in \mathcal{Z}_B$, which establishes Item (c) and concludes the proof of Claim 31. \square

In the remainder of the section, we assume for the sake of contradiction that none of the tokens in $\mathcal{Z}_A^* \cup \mathcal{Z}_B^*$ are ℓ -leading. In particular, all of them must satisfy the properties listed in Claim 31. In order to obtain a contradiction, we show that \mathcal{Z}_B^* is in fact a singleton.

Claim 32. *There is a unique element $z^* \in \mathcal{Z}_B^*$. Moreover,*

$$\max_{z \in \mathcal{Z}_A^*} \kappa(z) < \kappa(z^*) = D + 2\ell. \quad (7)$$

Proof. Recall that $\mathcal{Z}_A^* \cup \mathcal{Z}_B^* \neq \emptyset$. Moreover, by Item (c) in Claim 31, $\mathcal{Z}_A^* \neq \emptyset \implies \mathcal{Z}_B^* \neq \emptyset$. Therefore, in all cases, \mathcal{Z}_B^* is non-empty.

Items (a) and (d) in Claim 31 implies that for every $z \in \mathcal{Z}_B^*$, $\kappa(z) = D + 2\ell$ and $\text{depth}_{t_{\kappa(z)}}(z) = 0$. Since there can be only one token at depth 0 at time $t_{D+2\ell}$, this implies that $|\mathcal{Z}_B^*| = 1$. Let z^* be the unique element of \mathcal{Z}_B^* ; Item (b) in Claim 31 implies that z^* satisfies Eq. (7), which concludes the proof of Claim 32. \square

We are ready to conclude the proof of Lemma 29. Since z^* is active at the beginning of round $\kappa(z^*) + 1$ and has depth 0, z^* must be cancelled from above at a later time by some token z' . However observe that:

- If $z' \in \mathcal{Z} \setminus \mathcal{L}$, then by Item (b) in Claim 31, and by Claim 32:

$$\min_{t \geq 0} \text{depth}_t(z') \geq D - \max_{z \in \mathcal{Z}_A^*} \kappa(z) + 2\ell > 0,$$

which yields a contradiction.

- If $z' \in \mathcal{L}$, let k be the round in which the cancellation happens. We know that $k \geq \kappa(z^*) + 1$, since z^* is still active at the beginning of round $\kappa(z^*) + 1$. At that time, z' is also active. Since z' satisfies Eq. (6), we have

$$\text{depth}_{t_{\kappa(z^*)+1}}(z') \leq D - (\kappa(z^*) + 1) + 2\ell = -1,$$

which is a contradiction.

Thus, $\mathcal{Z}_A^* \cup \mathcal{Z}_B^*$ must contain at least one ℓ -leading token, which concludes the proof of Lemma 29.

6 Time lower bounds for trees

In this section, we prove the following two time lower bounds for population protocols on trees.

Theorem 4. *There is no tree orientation protocol that stabilises in $o(Dn)$ expected steps on trees.*

Theorem 6. *There is no leader election protocol that stabilises in $o(Dn)$ expected steps in trees of diameter $D \in \Omega(\log n)$.*

Technically, the lower bound for leader election given by Alistarh et al. [4] does not immediately work on trees, because their setup assumes that (a) *all* the nodes of the input graph can be partitioned into sets with isomorphic radius- ℓ neighbourhoods and that (b) there are at least two such sets with disjoint radius- ℓ neighbourhoods. Indeed, as leader election can be solved in $O(1)$ time in stars, even a $\Omega(n \log n)$ lower bound cannot in general be true for trees. We refine these arguments to work in a larger class of graphs, by proving a new, more general technical lower bound lemma.

6.1 A lower bound lemma

Before we state the lemma, we need to introduce some definitions and notation.

Sets of influencers. We say that a node u *influences* a node v at time t , if there exists a path $(u = w_0, w_1, \dots, w_k = v)$ from u to v and an increasing sequence of time steps $s_0 < \dots < s_{k-1} < t$ such that $e_{s_i} = \{w_i, w_{i+1}\}$ for every $i < k$. For a set $U \subseteq V$, we write $I_t(U)$ to denote the set of nodes that influence at least one node of U at time t . The set of influencers $I_t(v)$ gives all the nodes who can in principle influence the state of node v at time t ; this idea was introduced by Sudo et al. [29].

Restrictions and conditional independence. For the graph $G = (V, E)$ and any node $v \in V$, we write $N_k(v) = \{u \in V : \text{dist}(u, v) \leq k\}$ for the radius- k neighbourhood of v . For a set $U \subseteq V$, we write $N_k(U) = \bigcup_{v \in U} N_k(v)$. For $f: A \rightarrow B$ and a set $C \subseteq A$, we write $f|_C$ for f restricted to domain C . For an event \mathcal{E} with $\Pr(\mathcal{E}) > 0$ and two discrete random variables X and Y , recall that X and Y are *conditionally independent* \mathcal{E} if for every x, y in their support, the variables satisfy

$$\Pr(X = x, Y = y \mid \mathcal{E}) = \Pr(X = x \mid \mathcal{E}) \cdot \Pr(Y = y \mid \mathcal{E}).$$

We are now ready to give the main – somewhat technical – lemma for deriving our lower bounds.

Lemma 33. *Let $G = (V, E)$, $V_1, V_2 \subseteq V$ and $k > 1$ such that $N_k(V_1) \cap N_k(V_2) = \emptyset$. Let $T \sim \text{Poisson}(\lambda)$ for $\lambda > 0$. Let $X_0: V \rightarrow \Lambda$ be the initial configuration. For $i \in \{1, 2\}$, let*

- \mathcal{E}_i be the event that $I_T(V_i) \subseteq N_{k-1}(V_i)$, and
- $X_{i,t}: N_k(V_i) \rightarrow \Lambda$ such that $X_{i,t}(v) = X_t(v)$.

Suppose that $X_{1,0}$ and $X_{2,0}$ are independent. Then:

- (1) *The variables $X_{1,T}$ and $X_{2,T}$ are independent conditioned on the event $\mathcal{E}_1 \cap \mathcal{E}_2$.*
- (2) *If ϕ is an isomorphism from $G[N_k(V_1)]$ to $G[N_k(V_2)]$ and $X_{1,0}$ and $X_{2,0} \circ \phi^{-1}$ are identically distributed, then $X_{1,T}$ and $X_{2,T} \circ \phi^{-1}$ are i.i.d. conditioned on the event $\mathcal{E}_1 \cap \mathcal{E}_2$.*

Proof. Let $E_i \subseteq E$ be the set of edges in $G[N_k(V_i)]$ for $i \in \{1, 2\}$. Define $E_0 = E \setminus (E_1 \cup E_2)$. Let $p_i = |E_i|/m$ and $T_i \sim \text{Poisson}(p_i \lambda)$ be independent Poisson random variables for $i \in \{0, 1, 2\}$. Since E_0, E_1, E_2 are a partition of E , we have that $p_0 + p_1 + p_2 = 1$ and

$$T = T_0 + T_1 + T_2,$$

where $T \sim \text{Poisson}(\lambda)$. Let $\sigma = (e_t)_{1 \leq t \leq T}$ and σ_i be the subsequence of σ consisting of the T_i edges sampled from E_i . Since each edge in σ is sampled i.i.d. from E and T_1 and T_2 are independent

random variables, we get that σ_1 and σ_2 are independent. (We could equivalently first independently sample each σ_i and then randomly interleave $\sigma_0, \dots, \sigma_2$ to obtain σ .)

By definition, for $i \in \{1, 2\}$, the event \mathcal{E}_i defined as $I_T(V_i) \subseteq N_{k-1}(V_i)$ happens if and only if σ does not contain as a subsequence edges on any path from $N_k(V_i) \setminus N_{k-1}(V_i)$ to V_i . Clearly, all such paths use only edges from E_i . Thus, for $i \in \{1, 2\}$, the event \mathcal{E}_i depends deterministically only on σ_i . Because σ_1 and σ_2 are independent, so are the events \mathcal{E}_1 and \mathcal{E}_2 .

We assume without loss of generality that all the local randomness used by node u throughout the execution is contained in a single uniform random variable $R(u) \in [0, 1)$, where all $(R(u))_{u \in V}$ are i.i.d. and sampled independently of the schedule $(e_t)_{t \geq 1}$. Now the randomness in the execution of the protocol is entirely contained in σ , R and X_0 . For $i \in \{1, 2\}$, let $R_i = R|_{N_k(V_i)}$ be the randomness used by nodes in $N_k(V_i)$. If \mathcal{E}_i happens, then it is enough to know the realisation of σ_i , R_i and $X_{i,0}$ to infer the state of any node in V_i at time T . In other words, we can find deterministic functions f, g such that

$$X_{i,T} = \begin{cases} f(\sigma_i, R_i, X_{i,0}) & \text{if } \mathcal{E}_i \text{ happens,} \\ g(\sigma, R, X) & \text{otherwise.} \end{cases} \quad (8)$$

Let $Y_i = (\sigma_i, R_i, X_{i,0})$. The joint distribution of $(X_{1,T}, X_{2,T})$ satisfies for all configurations x_1, x_2 on V_1 and V_2 that

$$\begin{aligned} \Pr[X_{1,T} = x_1, X_{2,T} = x_2 \mid \mathcal{E}_1 \cap \mathcal{E}_2] &= \Pr(f(Y_1) = x_1, f(Y_2) = x_2 \mid \mathcal{E}_1 \cap \mathcal{E}_2) \\ &= \frac{\Pr[f(Y_1) = x_1, f(Y_2) = x_2, \mathcal{E}_1 \cap \mathcal{E}_2]}{\Pr[\mathcal{E}_1 \cap \mathcal{E}_2]} \\ &= \frac{\Pr[f(Y_1) = x_1, \mathcal{E}_1]}{\Pr[\mathcal{E}_1]} \cdot \frac{\Pr[f(Y_2) = x_2, \mathcal{E}_2]}{\Pr[\mathcal{E}_2]} \\ &= \Pr[f(Y_1) = x_1 \mid \mathcal{E}_1] \cdot \Pr[f(Y_2) = x_2 \mid \mathcal{E}_2] \\ &= \Pr[X_{1,T} = x_1 \mid \mathcal{E}_1] \cdot \Pr[X_{2,T} = x_2 \mid \mathcal{E}_2], \end{aligned}$$

where for the third equality, we have used the independence between Y_1, \mathcal{E}_1 and Y_2, \mathcal{E}_2 ; this establishes the first claim of the lemma.

For the second claim, suppose that ϕ is an isomorphism from $G[N_k(V_1)]$ to $G[N_k(V_2)]$ and the initial configurations $X_{1,0}$ and $X_{2,0} \circ \phi^{-1}$ are independent and identically distributed. Since $R_1 \circ \phi$ and R_2 are also i.i.d., Eq. (8) implies that $X_{1,T}$ and $X_{2,T} \circ \phi$ are identically distributed. \square

Recall that if the initial configuration is deterministic constant function, then $X_{1,0}$ and $X_{2,0}$ in the above lemma are independent (in the formal sense).

6.2 Lower bound construction

In this section, we describe a specific graph on which to apply Lemma 33. We then establish tight lower bounds for stable tree orientation and leader election. Given $n, k \in \mathbb{N}$ such that $\log n \leq k \leq n/8$, let $T_{n,k}$ be the tree obtained by taking a path (v_0, \dots, v_{8k-1}) of length $8k - 1$, and attaching two balanced binary trees with $(n - 8k + 1)/2$ nodes (not necessarily complete) on each side, i.e., to v_0 and v_{8k-1} respectively. The depth of each binary tree is bounded by $\log((n - 8k)/2) \leq \log n \leq k$, so $\text{diam}(T_{n,k}) \in \Theta(k)$, and $T_{n,k}$ has n nodes by construction.

We partition the nodes of $T_{n,k}$ as follows: for each $i \in \{0, \dots, 7\}$, let $V_i = \{v_{ki}, \dots, v_{(k+1)i-1}\}$ be a distinct section of the path, and let U_1 (resp. U_2) be the set of nodes that belong to the leftmost (resp. rightmost) binary tree, as illustrated in Figure 7.

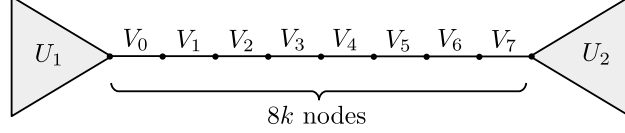


Figure 7: The tree $T_{n,k}$ and the node partition.

Lemma 34. *Let $\theta = kn/2$ and $T \sim \text{Poisson}(\theta/2)$. For any subset $A \in \{V_0, \dots, V_7\} \cup \{U_1, U_2\}$,*

$$\Pr[I_T(A) \subseteq N_{k-1}(A)] \geq 1 - o(1).$$

Proof. We first prove the claim for V_1 . Note that $N_k(V_1) = \{v_0, \dots, v_{3k-1}\}$. The time τ until the schedule contains a subsequence of edges forming a path from v_0 to v_k is bounded by a sum of k geometric random variables with parameter $1/m = 1/(n-1)$. Hence, by Theorem 38(b), we get

$$\Pr[\tau \leq \theta] = \Pr[\tau \leq kn/2] \leq \exp\left(-k \cdot \left(-\frac{1}{2} + \ln 2\right)\right) \in o(1).$$

The same holds for the path from v_{3k-1} to v_{2k-1} . Therefore, by the union bound, we get

$$\Pr[\{I_\theta(V_1) \subseteq N_{k-1}(V_1)\} \cap \{I_\theta(V_2) \subseteq N_{k-1}(V_2)\}] \geq 1 - o(1).$$

Moreover, $T \leq \theta$ with high probability (this follows immediately from a classical tail bound for Poisson random variables; see, for example, [27, Theorem 5.4]). We finally conclude the proof by using another union bound. The exact same arguments can be made symmetrically for every $A \in \{V_2, \dots, V_6\}$. For U_1 (resp. V_0), it is enough that the schedule does not contain a subsequence of edges forming a path from v_{k-1} to v_0 (resp. v_{2k-1} to v_{k-1}); and hence the same bound holds. Finally, the case of U_2 (resp. V_7) is symmetric to the case of U_1 (resp. V_0). \square

Theorem 4 is now a direct consequence of the following result.

Theorem 35. *Assume that the initial states of all nodes are i.i.d. Any stabilising tree orientation algorithm on $T_{n,k}$ requires $\Omega(kn)$ expected steps.*

Proof. By construction, $N_k(V_1)$ and $N_k(V_4)$ are disjoint. Let $\phi, \phi' : N_k(V_1) \rightarrow N_k(V_4)$, where for every $i \in \{0, \dots, 3k-1\}$, we define

$$\begin{aligned} \phi(v_i) &= v_{3k+i}, \\ \phi'(v_i) &= v_{6k-i-1}. \end{aligned}$$

The restriction of $T_{n,k}$ to both $N_k(V_1)$ and $N_k(V_4)$ is a path of length $3k-1$, and ϕ, ϕ' are isomorphisms by construction. Let $\theta = kn/2$, let $T \sim \text{Poisson}(\theta/2)$ and let \mathcal{E} the event

$$\mathcal{E} := \bigcap_{i \in \{1,4\}} \{I_T(V_i) \subseteq N_{k-1}(V_i)\}.$$

By Lemma 34 and the union bound, $\Pr[\mathcal{E}] \geq 1 - o(1)$. From now on, we condition on this event. Given that the initial states of all nodes are i.i.d., we can apply Lemma 33 with either ϕ or ϕ' : the configurations on V_1 and V_4 at time T are i.i.d. For $i \in \{1, 4\}$, let A_i be the event that V_i is properly oriented and contains a root at time T , and let $p = \Pr[A_i \mid \mathcal{E}]$. By independence, we have

$$\Pr[A_1 \cap A_4 \mid \mathcal{E}] = p^2. \tag{9}$$

For $i \in \{1, 4\}$, let R_i be the event that V_i is consistently oriented from left to right (that is, each $\{v_j, v_{j+1}\}$ is oriented from v_j to v_{j+1}). Similarly, let L_i be the event that V_i is consistently oriented from right to left. When applying Lemma 33 with ϕ , we obtain

$$\begin{aligned}\Pr[L_1 \mid \mathcal{E}] &= \Pr[L_4 \mid \mathcal{E}], \\ \Pr[R_1 \mid \mathcal{E}] &= \Pr[R_4 \mid \mathcal{E}],\end{aligned}$$

and when applying Lemma 33 with ϕ' , we get

$$\Pr[L_1 \mid \mathcal{E}] = \Pr[R_4 \mid \mathcal{E}].$$

In other words, conditioning on \mathcal{E} , we have that L_1 , R_1 , L_4 and R_4 all happen with the same probability q . Moreover, by independence, it follows that

$$\Pr[L_1 \cap R_4 \mid \mathcal{E}] = \Pr[L_1 \mid \mathcal{E}] \cdot \Pr[R_4 \mid \mathcal{E}] = q^2. \quad (10)$$

If $p + 2q \leq 3/4$, then $\Pr[\overline{A_1} \cap \overline{R_1} \cap \overline{L_1} \mid \mathcal{E}] \geq 1/4$. If this happens, V_1 does not contain a root and is not consistently oriented in either direction, and hence the protocol has not stabilised at time T . Conversely, if $p + 2q > 3/4$, then $\min(p, q) > 1/4$ and by Eqs. (9) and (10), this implies that either $A_1 \cap A_4$ or $L_1 \cap R_4$ happens with probability at least $1/16$ (neither of which is compatible with stabilisation). Theorem 35 follows by observing that $\mathbb{E}[T] \in \Theta(kn)$. \square

Similarly, Theorem 6 is a direct consequence of the following result.

Theorem 36. *Any stable leader election algorithm on $T_{n,k}$ requires $\Omega(kn)$ expected steps to stabilise.*

Proof. We assume that the input is the deterministic constant function $f(v) = 1$. This implies that the initial states of all nodes are (formally) independent. Let $\theta = kn/2$, let $T \sim \text{Poisson}(\theta/2)$. Let A^* be the subset of the partition most likely to contain at least one leader at time T , that is,

$$A^* := \operatorname{argmax}_{A \in \{V_0, \dots, V_7\} \cup \{U_1, U_2\}} \Pr[A \text{ has a leader at time } T],$$

and let p^* be the corresponding probability. If $p^* < 1/11$, then with probability at least $1 - 10p^* > 1/11$, the graph contains no leader at time T , in which case the algorithm has not yet stabilised. From now on, we only consider the case that $p^* \geq 1/11$.

We pair the subsets of the partitions as follows: (U_1, U_2) , (V_0, V_7) , and for $i \in \{1, 2, 3\}$, (V_i, V_{3+i}) . It is easy to check that for any two subsets A, B such that (A, B) , $N_k(A)$ and $N_k(B)$ are disjoint and isomorphic. Let B^* such that (A^*, B^*) , and let

$$\mathcal{E} := \{I_T(A^*) \subseteq N_{k-1}(A^*)\} \cap \{I_T(B^*) \subseteq N_{k-1}(B^*)\}.$$

By Lemma 34 and a union bound, $\Pr[\mathcal{E}] \geq 1 - o(1)$. Given that the initial states of all nodes are i.i.d., by Lemma 33, the configurations on A^* and B^* at time T are i.i.d. conditioning on \mathcal{E} . In particular, we get that

$$\Pr[A^* \text{ has a leader at time } T \mid \mathcal{E}] = \Pr[B^* \text{ has a leader at time } T \mid \mathcal{E}] \geq p^* - o(1) \geq \frac{1}{11} - o(1),$$

and by independence, it follows that

$$\Pr[A^* \text{ and } B^* \text{ both have a leader at time } T \mid \mathcal{E}] \geq \frac{1}{11^2} - o(1).$$

As a consequence, the algorithm has failed to stabilise at time T with constant probability. Theorem 36 follows by observing that $\mathbb{E}[T] \in \Theta(kn)$. \square

7 Conclusions

In this paper, we described and analysed simple population protocols that can be combined to solve several fundamental problems on trees: tree orientation, leader election, and exact majority. These protocols are specifically designed for bounded-degree trees, on which they achieve optimal stabilisation time while requiring only a constant number of states. However, they still work on any tree, but the space and time complexity then grow with the maximum degree Δ of the tree.

As a key building block, we introduced a new population protocol for 2-hop coloring on arbitrary graphs. We showed that on bounded-degree graphs the protocol outperforms the state-of-the-art [24, 31], both in terms of time and space complexity. Indeed, on bounded-degree graphs, the colouring protocol is asymptotically space and time optimal.

All of our algorithms are self-stabilising, with the exception of the leader election protocol, as self-stabilising leader election is known to be impossible on trees. Moreover, our protocols require knowledge only of Δ ; in particular, they are uniform on bounded-degree graphs and trees.

A major consequence of our results is that there is no space-time trade-off for leader election in the class of bounded-degree trees [6]. This distinguishes bounded-degree trees from complete graphs, in which both leader election and exact majority exhibit space-time trade-offs in terms of the size n of the population [1, 2, 13, 14, 19, 20, 30]. Moreover, our work shows that on paths, constant-state exact majority protocols can achieve near-optimal time complexity of $O(n^2 \log n)$ steps.

Open problems. We conclude by raising a few interesting open problems for future work:

- (1) Are there constant-state protocols that are time-optimal in *all* trees?
- (2) Are there time-optimal tree orientation protocols that use fewer states for large Δ ?
- (3) Is there a constant-state protocol for exact majority that runs in $O(Dn \log n)$ time in trees?

Acknowledgements

We thank Olivier Stietel for discussions. This research was funded by the Deutsche Forschungsgemeinschaft (DFG, German Research Foundation) – Project number 539576251.

References

- [1] Dan Alistarh, James Aspnes, David Eisenstat, Rati Gelashvili, and Ronald L. Rivest. Time-space trade-offs in population protocols. In *Proc. 28th Annual ACM-SIAM Symposium on Discrete Algorithms (SODA 2017)*, 2017. doi:[10.1137/1.9781611974782.169](https://doi.org/10.1137/1.9781611974782.169).
- [2] Dan Alistarh, James Aspnes, and Rati Gelashvili. Space-optimal majority in population protocols. In *Proc. 29th Annual ACM-SIAM Symposium on Discrete Algorithms (SODA 2018)*, pages 2221–2239, 2018. doi:[10.1137/1.9781611975031.144](https://doi.org/10.1137/1.9781611975031.144).
- [3] Dan Alistarh, Rati Gelashvili, and Joel Rybicki. Fast graphical population protocols. In *Proc. 25th International Conference on Principles of Distributed Systems (OPODIS 2021)*, volume 217, pages 14:1–14:18, 2022. doi:[10.4230/LIPIcs.OPODIS.2021.14](https://doi.org/10.4230/LIPIcs.OPODIS.2021.14).
- [4] Dan Alistarh, Joel Rybicki, and Sasha Voitovich. Near-optimal leader election in population protocols on graphs. *Distributed Computing*, 2025. doi:[10.1007/s00446-025-00487-7](https://doi.org/10.1007/s00446-025-00487-7).

- [5] Dana Angluin, James Aspnes, Zoë Diamadi, Michael J Fischer, and René Peralta. Computation in networks of passively mobile finite-state sensors. *Distributed Computing*, 18(4):235–253, 2006. doi:[10.1145/1011767.1011810](https://doi.org/10.1145/1011767.1011810).
- [6] Dana Angluin, James Aspnes, Michael J. Fischer, and Hong Jiang. Self-stabilizing population protocols. *ACM Transactions on Autonomous and Adaptive Systems*, 3(4):13:1–13:28, December 2008. ISSN 1556-4665. doi:[10.1145/1452001.1452003](https://doi.org/10.1145/1452001.1452003).
- [7] James Aspnes and Eric Ruppert. An introduction to population protocols. In *Middleware for Network Eccentric and Mobile Applications*. Springer, Berlin, Heidelberg, 2009. ISBN 978-3-540-89707-1. doi:[10.1007/978-3-540-89707-1_5](https://doi.org/10.1007/978-3-540-89707-1_5).
- [8] James Aspnes, Joffroy Beauquier, Janna Burman, and Devan Sohier. Time and space optimal counting in population protocols. In *20th International Conference on Principles of Distributed Systems (OPODIS 2016)*, volume 70 of *Leibniz International Proceedings in Informatics (LIPIcs)*, pages 13:1–13:17, Dagstuhl, Germany, 2017. Schloss Dagstuhl – Leibniz-Zentrum für Informatik. ISBN 978-3-95977-031-6. doi:[10.4230/LIPIcs.OPODIS.2016.13](https://doi.org/10.4230/LIPIcs.OPODIS.2016.13).
- [9] Joffroy Beauquier, Peva Blanchard, and Janna Burman. Self-stabilizing leader election in population protocols over arbitrary communication graphs. In *Proc. International Conference on Principles of Distributed Systems (OPODIS 2013)*, 2013. doi:[10.1007/978-3-319-03850-6_4](https://doi.org/10.1007/978-3-319-03850-6_4).
- [10] Joffroy Beauquier, Janna Burman, Simon Clavière, and Devan Sohier. Space-Optimal Counting in Population Protocols. In *Distributed Computing*, pages 631–646, Berlin, Heidelberg, 2015. Springer. ISBN 978-3-662-48653-5. doi:[10.1007/978-3-662-48653-5_42](https://doi.org/10.1007/978-3-662-48653-5_42).
- [11] Florence Bénézit, Patrick Thiran, and Martin Vetterli. Interval consensus: from quantized gossip to voting. In *2009 IEEE International Conference on Acoustics, Speech and Signal Processing (ICASSP 2009)*, pages 3661–3664, 2009. doi:[10.1109/ICASSP.2009.4960420](https://doi.org/10.1109/ICASSP.2009.4960420).
- [12] Petra Berenbrink, Dominik Kaaser, and Tomasz Radzik. On Counting the Population Size. In *Proceedings of the 2019 ACM Symposium on Principles of Distributed Computing*, PODC ’19, pages 43–52, New York, NY, USA, July 2019. Association for Computing Machinery. ISBN 978-1-4503-6217-7. doi:[10.1145/3293611.3331631](https://doi.org/10.1145/3293611.3331631).
- [13] Petra Berenbrink, George Giakkoupis, and Peter Kling. Optimal time and space leader election in population protocols. In *Proc. 52nd Annual ACM SIGACT Symposium on Theory of Computing (STOC 2020)*, 2020. doi:[10.1145/3357713.3384312](https://doi.org/10.1145/3357713.3384312).
- [14] Petra Berenbrink, Robert Elsässer, Tom Friedetzky, Dominik Kaaser, Peter Kling, and Tomasz Radzik. Time-space trade-offs in population protocols for the majority problem. *Distributed Computing*, 2021. doi:[10.1007/s00446-020-00385-0](https://doi.org/10.1007/s00446-020-00385-0).
- [15] Daniel Bertschinger, Johannes Lengler, Anders Martinsson, Robert Meier, Angelika Steger, Milos Trujic, and Emo Welzl. An optimal decentralized $(\Delta + 1)$ -coloring algorithm. In *28th Annual European Symposium on Algorithms, ESA 2020, Pisa, Italy (Virtual Conference), September 7-9, 2020*, volume 173 of *LIPIcs*, pages 17:1–17:12. Schloss Dagstuhl - Leibniz-Zentrum für Informatik, 2020. doi:[10.4230/LIPICS.ESA.2020.17](https://doi.org/10.4230/LIPICS.ESA.2020.17).
- [16] Therese Biedl, Timothy Chan, Erik D. Demaine, Rudolf Fleischer, Mordecai Golin, James A. King, and J. Ian Munro. Fun-Sort — or the chaos of unordered binary search. *Discrete Applied Mathematics*, 144(3):231–236, December 2004. ISSN 0166-218X. doi:[10.1016/j.dam.2004.01.003](https://doi.org/10.1016/j.dam.2004.01.003).

- [17] Hsueh-Ping Chen and Ho-Lin Chen. Self-Stabilizing Leader Election. In *Proceedings of the 2019 ACM Symposium on Principles of Distributed Computing*, PODC '19, pages 53–59, New York, NY, USA, July 2019. Association for Computing Machinery. ISBN 978-1-4503-6217-7. doi:[10.1145/3293611.3331616](https://doi.org/10.1145/3293611.3331616).
- [18] Hsueh-Ping Chen and Ho-Lin Chen. Self-stabilizing leader election in regular graphs. In *Proceedings of the 39th Symposium on Principles of Distributed Computing*, PODC '20, pages 210–217, New York, NY, USA, July 2020. Association for Computing Machinery. ISBN 978-1-4503-7582-5. doi:[10.1145/3382734.3405733](https://doi.org/10.1145/3382734.3405733).
- [19] David Doty and David Soloveichik. Stable leader election in population protocols requires linear time. *Distributed Computing*, 31(4):257–271, August 2018. doi:[10.1007/s00446-016-0281-z](https://doi.org/10.1007/s00446-016-0281-z).
- [20] David Doty, Mahsa Eftekhari, Leszek Gąsieniec, Eric Severson, Przemysław Uznański, and Grzegorz Stachowiak. A time and space optimal stable population protocol solving exact majority. In *Proc. IEEE 62nd Annual Symposium on Foundations of Computer Science (FOCS 2022)*, 2022. doi:[10.1109/FOCS52979.2021.00104](https://doi.org/10.1109/FOCS52979.2021.00104).
- [21] Moez Draief and Milan Vojnović. Convergence speed of binary interval consensus. *SIAM Journal on Control and Optimization*, 50(3):1087–1109, 2012. doi:[10.1137/110823018](https://doi.org/10.1137/110823018).
- [22] Tomoko Izumi, Keigo Kinpara, Taisuke Izumi, and Koichi Wada. Space-efficient self-stabilizing counting population protocols on mobile sensor networks. *Theoretical Computer Science*, 552: 99–108, October 2014. ISSN 0304-3975. doi:[10.1016/j.tcs.2014.07.028](https://doi.org/10.1016/j.tcs.2014.07.028).
- [23] Svante Janson. Tail bounds for sums of geometric and exponential variables. *Statistics & Probability Letters*, 135:1–6, 2018. doi:[10.1016/j.spl.2017.11.017](https://doi.org/10.1016/j.spl.2017.11.017).
- [24] Haruki Kanaya, Ryota Eguchi, Taisho Sasada, and Michiko Inoue. Almost time-optimal loosely-stabilizing leader election on arbitrary graphs without identifiers in population protocols. In *28th International Conference on Principles of Distributed Systems, OPODIS 2024, Lucca, Italy, December 11-13, 2024*, volume 324 of *LIPICs*, pages 37:1–37:17. Schloss Dagstuhl - Leibniz-Zentrum für Informatik, 2024. doi:[10.4230/LIPICs.OPODIS.2024.37](https://doi.org/10.4230/LIPICs.OPODIS.2024.37).
- [25] Timo Kötzing. Theory of stochastic drift. June 2024. URL <http://arxiv.org/abs/2406.14589>.
- [26] George B Mertzios, Sotiris E Nikolettseas, Christoforos L Raptopoulos, and Paul G Spirakis. Determining majority in networks with local interactions and very small local memory. *Distributed Computing*, 30:1–16, 2017. doi:[10.1007/s00446-016-0277-8](https://doi.org/10.1007/s00446-016-0277-8).
- [27] Michael Mitzenmacher and Eli Upfal. *Probability and computing: Randomization and probabilistic techniques in algorithms and data analysis*. Cambridge University Press, July 2017. ISBN 978-1-107-15488-9.
- [28] Joel Rybicki, Jakob Solnerzik, Olivier Stietel, and Robin Vacus. Space-efficient population protocols for exact majority on general graphs. In *Proceedings of the 2026 Annual ACM-SIAM Symposium on Discrete Algorithms (SODA)*, Proceedings, pages 574–612. Society for Industrial and Applied Mathematics, January 2026. doi:[10.1137/1.9781611978971.24](https://doi.org/10.1137/1.9781611978971.24).
- [29] Yuichi Sudo and Toshimitsu Masuzawa. Leader election requires logarithmic time in population protocols. *Parallel Processing Letters*, 30(01):2050005, March 2020. doi:[10.1142/S012962642050005X](https://doi.org/10.1142/S012962642050005X).

- [30] Yuichi Sudo, Fukuhito Ooshita, Taisuke Izumi, Hirotugu Kakugawa, and Toshimitsu Masuzawa. Logarithmic Expected-Time Leader Election in Population Protocol Model. In *Proceedings of the 2019 ACM Symposium on Principles of Distributed Computing*, PODC '19, pages 60–62, New York, NY, USA, July 2019. Association for Computing Machinery. ISBN 978-1-4503-6217-7. doi:[10.1145/3293611.3331585](https://doi.org/10.1145/3293611.3331585).
- [31] Yuichi Sudo, Fukuhito Ooshita, Hirotugu Kakugawa, Toshimitsu Masuzawa, Ajoy K. Datta, and Lawrence L. Larmore. Loosely-stabilizing leader election for arbitrary graphs in population protocol model. *IEEE Trans. Parallel Distributed Syst.*, 30(6):1359–1373, 2019. doi:[10.1109/TPDS.2018.2881125](https://doi.org/10.1109/TPDS.2018.2881125).
- [32] Yuichi Sudo, Masahiro Shibata, Junya Nakamura, Yonghwan Kim, and Toshimitsu Masuzawa. Self-stabilizing population protocols with global knowledge. *IEEE Transactions on Parallel and Distributed Systems*, 32(12):3011–3023, 2021. doi:[10.1109/TPDS.2021.3076769](https://doi.org/10.1109/TPDS.2021.3076769).
- [33] Daisuke Yokota, Yuichi Sudo, and Toshimitsu Masuzawa. Time-optimal self-stabilizing leader election on rings in population protocols. *IEICE Transactions on Fundamentals*, E104-A(12):1675–1684, December 2021. ISSN 1745-1337. doi:[10.1587/transfun.2020EAP1125](https://doi.org/10.1587/transfun.2020EAP1125).
- [34] Daisuke Yokota, Yuichi Sudo, Fukuhito Ooshita, and Toshimitsu Masuzawa. A near time-optimal population protocol for self-stabilizing leader election on rings with a poly-logarithmic number of states. In *Proceedings of the 2023 ACM Symposium on Principles of Distributed Computing*, PODC '23, pages 2–12, New York, NY, USA, June 2023. Association for Computing Machinery. ISBN 979-8-4007-0121-4. doi:[10.1145/3583668.3594586](https://doi.org/10.1145/3583668.3594586).

A Appendix: Probabilistic Tools

We will use the following simple version of Chernoff’s bound, in multiplicative form.

Theorem 37 (Chernoff’s bound). *Let $X^{(1)}, \dots, X^{(n)}$ be independent binary random variables, let $X = \sum_{i=1}^n X^{(i)}$ and $\mu = \mathbb{E}[X]$. Then for every $\varepsilon \in (0, 1)$,*

$$\Pr[X < (1 - \varepsilon)\mu] \leq \exp\left(-\varepsilon^2 \cdot \frac{\mu}{2}\right).$$

Janson [23, Theorem 2.1 and Theorem 3.1] gave the following tail bounds for sums of geometric random variables.

Theorem 38. *Let $p_1, \dots, p_k \in (0, 1]$ and $X = Y_1 + \dots + Y_k$ be a sum of independent geometric random variables with $Y_i \sim \text{Geom}(p_i)$. Define $p = \min\{p_i : 1 \leq i \leq k\}$ and $c(\lambda) = \lambda - 1 - \ln \lambda$. Then*

- (a) $\Pr[X \geq \lambda \cdot \mathbb{E}[X]] \leq \exp(-p \cdot \mathbb{E}[X] \cdot c(\lambda))$ for any $\lambda \geq 1$, and
- (b) $\Pr[X \leq \lambda \cdot \mathbb{E}[X]] \leq \exp(-p \cdot \mathbb{E}[X] \cdot c(\lambda))$ for any $0 < \lambda \leq 1$.

Finally, we recall a simple version of a classical drift theorem.

Theorem 39 (From Theorem 2.5 in [25]). *Let $(X_t)_{t \geq 0}$ be a Markov chain over $\{0, \dots, n\}$, and let $T = \inf\{t \geq 0, X_t = 0\}$. Assume that there is $\delta > 0$ such that for all $t < T$,*

$$\mathbb{E}[X_t - X_{t+1}] \geq \delta X_t.$$

Then $T \in O(\delta^{-1} \log n)$ with high probability.