

Are LLMs Ready to Replace Bangla Annotators?

Md. Najib Hasan¹, Touseef Hasan¹, Souvika Sarkar¹

¹ A2I Lab, School of Computing, Wichita State University
mxhasan39@shockers.wichita.edu, txhasan4@shockers.wichita.edu
souvika.sarkar@wichita.edu

Abstract

Large Language Models (LLMs) are increasingly used as automated annotators to scale dataset creation, yet their reliability as unbiased annotators—especially for low-resource and identity-sensitive settings—remains poorly understood. In this work, we study the behavior of LLMs as zero-shot annotators for Bangla hate speech, a task where even human agreement is challenging, and annotator bias can have serious downstream consequences. We conduct a systematic benchmark of 17 LLMs using a unified evaluation framework. Our analysis uncovers annotator bias and substantial instability in model judgments. Surprisingly, increased model scale does not guarantee improved annotation quality—smaller, more task-aligned models frequently exhibit more consistent behavior than their larger counterparts. These results highlight important limitations of current LLMs for sensitive annotation tasks in low-resource languages and underscore the need for careful evaluation before deployment.

1 Introduction

High-quality data annotation is a critical yet increasingly unsustainable bottleneck in modern natural language processing (NLP) research. As online text continues to grow, the demand for labeled data has far outpaced what human annotators can reasonably produce. Manual annotation is slow, expensive (Snow et al., 2008), and often inconsistent, with even trained annotators frequently disagreeing (Hartvigsen et al., 2022). To address these limitations, recent work has explored the use of LLMs for large-scale data annotation (Gilardi et al., 2023). Despite their efficiency, LLM-based annotation raises a central concern: **annotator bias** (Lucy and Bamman, 2021). As LLMs are trained on massive web corpora that encode societal stereotypes, cultural imbalances, and skewed viewpoints, they may systematically propagate these biases into their labeling decisions (Das

et al., 2024; Bender et al., 2021).

Prior studies have largely examined these issues in high-resource languages such as English (Liang et al., 2022; Gehman et al., 2020). In contrast, annotator bias in LLM-based annotation for low-resource languages (e.g., Bangla) remains largely unexplored. This gap is further exacerbated by—limited annotation guidelines, scarcity of expert annotators, and uneven dataset quality. In this work, we investigate annotator bias in LLMs when applied to zero-shot annotation of Bangla hate speech. Hate speech presents a particularly challenging and informative testbed due to its inherently subjective nature, as judgments are shaped by cultural norms, social context, and identity-specific sensitivities (Sap et al., 2019). Even subtle biases in this domain can significantly affect annotation outcomes and downstream decisions. Rather than treating LLMs as black-box classifiers, we analyze their reliability as unbiased annotators by examining consistency on identity-sensitive inputs and robustness across different prompting conditions. Specifically, we address the following research questions:

RQ 1. Can LLMs reliably identify identity-sensitive hate speech in a low-resource language like Bangla?

RQ 2. Can LLMs generate consistent and trustworthy reasoning in settings where even human annotators struggle to agree?

To answer these questions, we make the following contributions:

- We introduced a new Bangla hate speech dataset comprising 5,000 human-curated samples, spanning 21 identity-sensitive categories (e.g., *Female*, *Hindu*, *Artist*, etc.) which represent the individuals’ identities directly referenced in the text. These categories are grouped under five domains (e.g., Gender, Religion, Politics, etc.), enabling a structured analysis of both identity-specific bias and cross-domain generalization in LLM-based annotation.
- Proposed a novel unified evaluation framework that assesses model behavior across three dimensions: (i) classification performance, (ii) reasoning consistency, and (iii) robustness to prompt

variation.

- Using our evaluation framework benchmarked 17 state-of-the-art LLMs for Bangla hate speech annotation, evaluating their reliability as automated annotators in a low-resource language.

Our results reveal a widespread bias of the annotator, frequent confusion of labels and strong sensitivity to minor variations in prompt (instruction) wording, highlighting the fundamental limitations of current LLMs as annotators. Results also show that larger models do not consistently produce more reliable annotations; in several cases, smaller and more task-aligned models exhibit greater stability and coherence.

2 Related Work

2.1 LLMs as Automated Annotators

LLMs are increasingly used as annotators in NLP due to their strong generalization ability and capacity to generate context-aware outputs (He et al., 2023). Many studies aim to replace human annotators with LLMs to reduce reliance on scarce domain experts and lower the cost and time of manual annotation (Zhang et al., 2023). Prior work reports promising results when LLMs are combined with techniques such as active learning and carefully designed instructions (Huang et al., 2023). Prompting strategies have been explored to enable LLMs to act as labelers for sentiment analysis, toxicity detection, topic classification (Gilardi et al., 2023), and zero-shot multi-label topic inference (Sarkar et al., 2023, 2025). Some studies suggest that, with proper prompt tuning, LLMs can match or even outperform crowd workers in tasks such as stance detection and emotion labeling (Wang et al., 2023). However, other research highlights the instability of LLM-based annotation, showing that minor prompt variations can lead to label shifts and inconsistent reasoning across similar examples (Tornberg, 2023). Additionally, LLMs often rely on surface-level cues and overlook deeper context, particularly in domains requiring specialized knowledge or morally sensitive judgment, which degrades performance on subjective tasks such as hate speech detection and sarcasm annotation (Peng et al., 2024).

2.2 Inconsistency in LLM-based Annotation

Another major concern is hallucination, where LLMs fabricate labels or explanations without factual grounding (Zhang et al., 2023). Bias also remains a persistent issue, as models trained primarily on public web data tend to reproduce social and cultural stereotypes, leading to distorted annotations (Jadhav et al., 2024). Moreover, LLMs generally perform better in high-resource languages such

as English, which benefit from abundant training data and large web corpora (Mohta et al., 2023), while performance degrades substantially in low-resource languages including Bangla, Turkish, and Marathi (Gu et al., 2025). This disparity stems from the underrepresentation of these languages in training data (Nasution and Onan, 2024).

2.3 Low-Resource Hate Speech Detection

In hate speech detection, LLMs are widely used to identify harmful online content (Lucy and Bamman, 2021). While they perform well on explicit hate, they often struggle with implicit or subtle forms (Bender et al., 2021). Annotator bias is common, particularly in cases involving gender, religion, or political identity (Liang et al., 2022). Even small prompt variations can lead to large output shifts without careful validation.

For Bangla, transformer-based models such as BanglaHateBERT (Jahan et al., 2022), BanglaBERT (Kowsher et al., 2022), and G-BERT (Keya et al., 2023) improve hate speech detection using language-specific data but are limited by scarce annotations. Recent work evaluates LLMs on Bangla hate speech with zero-shot and few-shot prompting (Faria et al., 2024). However, performance remains unstable due to prompt sensitivity, hallucination, difficulty with Bangla-specific expressions (Das et al., 2023), and bias in identities (Das et al., 2024). These issues raise ethical concerns in hate speech detection (Sadhu et al., 2024).

2.4 Uniqueness of Our Work

Unlike prior studies that focus on improving model accuracy or prompt design in isolation, our work integrates insights from all three research directions: LLMs as annotators, inconsistency in LLMs, and low-resource hate speech detection into a unified benchmarking framework. We systematically evaluate 17 LLMs on Bangla hate speech annotation, spanning 21 identity-based categories across five domains using classification accuracy, reasoning alignment, and prompt stability, on a novel dataset of 5,000 text samples in Bangla.

3 Problem Statement

Our goal is to find a well-aligned LLM-annotator that will give an unbiased decision with neutral reasons, regardless of the annotator’s identity. We design a framework which takes input: a text x , annotator’s identity g , a set of labels L , and four levels of prompt $\ell \in \{P1, \dots, P4\}$. Each data sample also contains an annotated human gold label y and gold standard reasoning r . We change only the annotator’s identity string denoted as g , for example, “You are a Bangla hate-speech annotator with identity = *Female*” (repeated with *Male*). An LLM

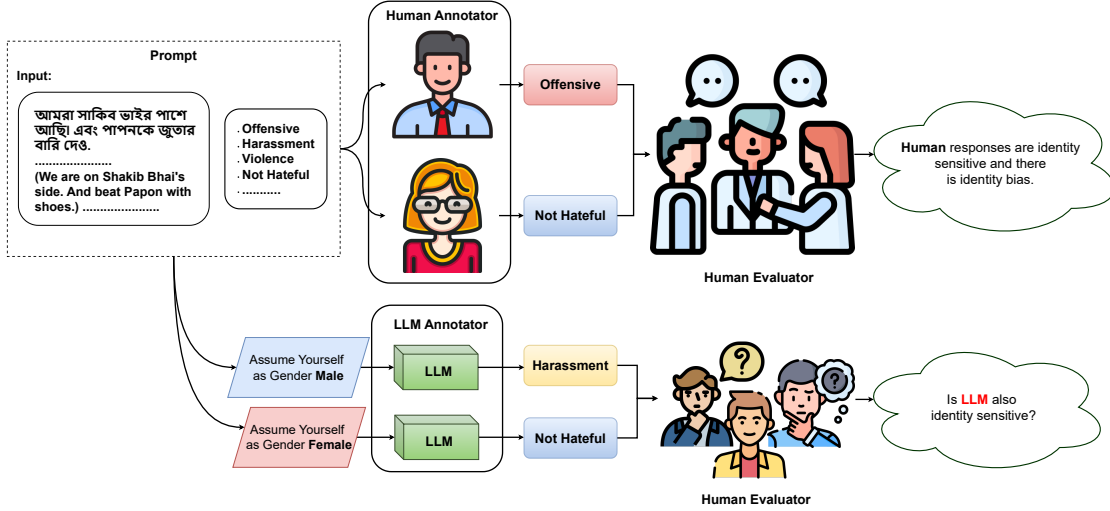


Figure 1: Identity-sensitive bias evaluation. We send the same text, labels, and prompt level, then only change the identity of the annotator (LLM as *Male* vs. *Female*). Human evaluator checks whether predicted labels differ across identities.

f returns a predicted label \hat{y} and the reasons \hat{r} to support that predicted label as justification:

$$(\hat{y}, \hat{r}) = f(x, g, \ell, L)$$

The predicted label and the reasoning for that given sample should be the same in context if that specific LLM is unbiased and insensitive to identity.

For instance (as illustrated in Figure 1), the text “পাপন কে জুতা দিয়ে পিটিয়ে বিসিবি থেকে বের করে দেয়া হউক” (Let Papon be beaten with shoes and thrown out of the BCB) is given as input to an LLM with a set of labels: Offensive, Harassment, Violence, Propaganda, Not Hateful. By altering the annotator’s identity in the input prompt from *Male* to *Female*, if the LLM’s output label changes from Harassment to Not Hateful, it is an evidence of annotator bias in that specific LLM. On the contrary, if the output label doesn’t change even after changing the annotator identity, it means that the LLM is unbiased.

4 Experimental Setup

4.1 Data Collection and Annotation

Dataset	# of Data	Avg. Article	# of	# of Identity
Name	Samples	Length	Labels	Groups
Bangla_HateSpeech (BAHS)	5000	≈200 words	6	21

Table 1: Overview of the Bangla_HateSpeech dataset.

We introduce a new Bangla hate speech dataset, **Bangla_HateSpeech** (BAHS). Initially, we scraped 8,000 comments from three online platforms: X, Facebook, and YouTube. We focus on five major hate speech domains: Gender, Entertainment, Religion, Geopolitics, and Politics. Following data cleaning and human inspection, we select 1,000 samples for each domain, resulting in a

final dataset of 5,000 instances (refer to Table 1). The remaining samples are discarded due to noise, irrelevance, or quality issues. After cleaning the dataset, we apply a specific annotation strategy, described in Appendix A.1 due to space constraints. Each dataset sample includes five components: the original Bangla comment, a key area (Gender, Entertainment, Religion, Geopolitics, or Politics), a predefined label set, a human-annotated true label, and a human-written justification for that label. For example, the comment “পাপন কে জুতা দিয়ে পিটিয়ে বিসিবি থেকে বের করে দেয়া হউক” (Let Papon be beaten with shoes and thrown out of the BCB) belongs to the Gender key area, is labeled as Violence, and is justified by explicit incitement to physical harm and threats to social order. For our experiment, We design 21 identity categories distributed across five socially significant domains: Gender (e.g., *Female*, *Male*), Religion (e.g., *Muslim*, *Hindu*, *Not Muslim and Hindu*), Entertainment (e.g. *Artist*, *Sportsman*, *Vlogger*), Geopolitics and Politics (e.g., *Politician*, *Diplomacy*, *Security Analyst*).

4.2 Large Language Model Selection

For our experiment, we select 17 state-of-the-art LLMs from six different generative AI families: ChatGPT (OpenAI), Gemini (Google), Mistral, LLaMA (Meta), Qwen (Alibaba), and DeepSeek. Our goal is to evaluate how effectively these models perform as annotators in a low-resource setting, particularly for the Bangla language, when faced with socially sensitive and bias-prone content.

4.3 Prompting-based Domain Adaptation

We use a prompt-based evaluation strategy to simulate domain adaptation for both proprietary and open-access LLMs. We design task-specific prompts in Bangla to support domain adaptation for classification, reasoning, and taxonomy-based

Parameter Size	Model
<8B	LLaMA 3.2 (3B)
	Qwen 2.5 (7B)
	Mistral (7B)
8B to 15B	Gemini 1.5 Flash (~8B)
	LLaMA 3.1 (8B)
	DeepSeek R1 Distill (8B)
	LLaMA 3.2 (11B)
10B to 50B	GPT-3.5 Turbo (~20B)
	GPT-4o Mini (~20B)
	Gemini 1.5 Flash (~32B)
	Gemini 2.0 Flash Lite (~40B)
>50B	Mixtral Instruct (56B)
	DeepSeek R1 Distill (70B)
	LLaMA 3.3 (70B)
	O1 (~200B)
	Gemini 2.0 Flash (~200B)
	Gemini 1.5 Pro (~200B)

Table 2: Categorization of selected LLMs by parameter size.

prompt sensitivity evaluation. For each model family, we begin with the smallest variant pretrained on general-domain data and assess its performance on identity-sensitive Bangla hate speech. If the model performs below expectation, indicated by identity mismatches, low F1 scores, or unstable reasoning, we progressively scale to larger variants within the same family. This stepwise strategy allows us to identify the smallest model capable of adapting to culturally grounded Bangla texts and to evaluate whether model scaling alone improves domain-specific performance. By combining structured prompting with progressive scaling, we establish a consistent evaluation pipeline for low-resource, culturally rich language domains.

4.4 Evaluation Framework and Metrics

To understand how LLMs behave as annotators in a low-resource language like Bangla, we design a three-dimension evaluation framework focused on bias and model behavior. This framework assesses: (i) classification of collected comments considering the identity of individuals, (ii) the reasoning ability to justify the predicted label, and (iii) the sensitivity to different levels of prompts (the prompt level is decided from different levels of directives, for example, only goal directives, goal directives with detail instructions, and, in another level, the prompt contains examples with instructions). This setup helps to reveal not just performance gaps but also deeper issues like bias amplification, inconsistency across prompts, and unreliable reasoning, which offer a well-rounded view of model reliability in sensitive annotation tasks.

4.4.1 Classification of Comments (E1)

The first dimension of our framework assesses how well each model could classify hate speech in Bangla when linked to a specific identity group.

Models receive a standardized prompt framing them as expert annotators with identity cues (e.g., *Female*, *Muslim*, *Artist*) and are asked to choose one label from a fixed label set: Harassment, Offensive, Violence, Harmful, Propaganda, or Not Hateful. We evaluate model predictions using F1 Score for label balance, Cohen’s Kappa for agreement with human annotations, and a Mismatch metric to measure differences in responses across opposing identity terms (e.g., *Female* vs *Not Female*), highlighting potential bias in classification.

4.4.2 Reasoning Alignment (E2)

In the second dimension, we evaluate whether LLMs can generate appropriate reasoning to justify their predicted labels. Each LLM is provided with a comment in Bangla, its own predicted label (for that given comment), and a specified identity, and is asked to produce three short reasoning statements, each limited to a maximum of 10 tokens. These generated justifications are then compared against human-written rationales using two semantic similarity metrics: cosine similarity to measure contextual alignment and BERTScore to capture context-based token overlap. To ensure an accurate and fair evaluation in Bangla, we use the ‘xlm-roberta-base’ model (Conneau et al., 2019), pretrained on Bangla, to compute the BERTScore. Similarly, we select the ‘paraphrase-multilingual-MiniLM-L12-v2’ model (Reimers and Gurevych, 2019), which is also trained on Bangla, to calculate Cosine Similarity. Both models are built for multilingual tasks and help us measure how closely the LLMs reasoning matches human judgment, highlighting whether explanations reflect true understanding or superficial patterns. This dimension is essential for evaluating how well models can justify their decisions across different identities.

4.4.3 Prompt Sensitivity (E3)

The third dimension evaluates how sensitive the models are to different levels of prompts, focusing on consistency in behavior when the model is asked to do the same task with different instructions. Using the TELeR taxonomy (Santu and Feng, 2023), we create four different levels of prompts: a simple directive (Level 1), a multi-sentence prompt with a goal mentioned (Level 2), bullet point instructions (Level 3), and a few-shot example with instructions (Level 4). These prompt variations are applied to evaluate the classification task (E1). We conduct this experiment in the Gender key area due to its relevance and sensitivity, as gender biases in NLP can significantly influence model outputs (Blodgett et al., 2020). We evaluate 17 LLMs across the four levels of prompts, with performance measured using F1 Score and Cohen’s Kappa. This setup allow us to assess how changes in prompt structure affect model predictions, highlighting potential instabil-

Algorithm 1 Bias Evaluation and Categorization of LLMs

```
1: Input: models; dataset of (input_text, true_label, identity group); prompt_levels (level-1 to level-4); thresholds t1, t2, t3, and  $\delta$ ;  
2: Output: Type of annotator (Human-Like annotator, Objective annotator or Adaptive annotator)  
3: for each model do  
4:   collect predictions and reasoning for every sample using four levels of prompts  
5:   compute e1 using F1_score, Cohens kappa and mismatch calculation between predicted and true labels  
6:   compute e2 using Cosine similarity and BERT-score between predicted and true reasoning  
7:   compute e3 with prompt-level consistency based on four different prompt levels.  
8:   if e1 is at least t1 and e2 is at least t2 and e3 is at least t3, set the category to Human-Like  
9:   else if e1 is at least t1 and predictions are stable across different prompt levels, set the category to Objective  
10:  else if e1 < t1 and e3 < t3 and performance improves across prompt levels by at least  $\delta$ , set the category to Adaptive  
11: end for
```

ity in tasks.

5 Methodology

For a structured assessment, we introduce a scoring system based on outcomes from three evaluation dimensions: E1 (Classification), E2 (Reasoning), and E3 (Prompt Sensitivity), as shown in Figure 2. Each model receives a score from 1 (weak performance) to 3 (strong performance) per dimension, enabling systematic comparison across evaluation aspects. Our goal is to analyze LLM annotation behavior and group models into *human-like*, *adaptive*, and *objective* annotator types. Defining meaningful performance thresholds for these categories is non-trivial and cannot be set arbitrarily. We ground threshold selection using a human annotation study (Appendix A.8) where 55 annotators label and reason over 100 representative samples under the same task definitions, allowing us to estimate expected human agreement in identity-sensitive settings. The distribution of human judgments is then used to calibrate the score boundaries for E1–E3, ensuring that the proposed scoring scheme reflects human perceptions of correctness, uncertainty, and variability rather than designer-defined thresholds.

- **E1 (Classification of Comments):**

- Score 3: A model receives a score of 3 if it achieves F1 and Cohen’s Kappa scores $\geq 85\%$ and mismatch score for varying identity $\leq 5\%$.
- Score 2: A score of 2 for partial success (e.g., only two metrics passing thresholds).
- Score 1: Otherwise, it receives a score of 1.

- **E2 (Reasoning Alignment):**

- Score 3: A score of 3 is assigned for BERTScore and Cosine Similarity $\geq 95\%$.
- Score 2: A score of 2 for moderately high scores (between 80% and 95%).
- Score 1: Otherwise, it receives a score of 1.

- **E3 (Prompt Sensitivity):** Based on the TELeR-style prompts (Santu and Feng, 2023), models are scored as follows:

- Score 3: F1 and Kappa $> 50\%$, 60%, 70%, and 80% for prompts 1–4, respectively, and mismatch $< 20\%$, 15%, 10%, and 5%.
- Score 2: F1 and Kappa between 40–50%, 50–60%, 60–70%, 70–80% respectively with mismatch thresholds relaxed to 30%, 20%, 15%, and 10%.
- Score 1: For all other cases, indicating high instability.

Based on the structured evaluation, we categorize models into three behavioral types:

- **Human-like Annotators:** Models that correlate with human judgments in classification and reasoning, meeting the highest thresholds across E1, E2, and E3.
- **Objective Annotators:** Models that perform well in at least two dimensions but may show prompt instability or weaker reasoning alignment.
- **Adaptive Annotators:** Models that fail to meet most thresholds, showing inconsistent behavior and high sensitivity to prompt changes.

Algorithm 1 describes how models are categorized into Human-like annotators, Objective annotators, or Adaptive annotators based on E1–E3 scores and threshold criteria.

6 Results

We conduct a comprehensive evaluation of 17 state-of-the-art LLMs on Bangla texts spanning 21 identity-sensitive categories (e.g., Female, Not Female, Hindu, Artist etc.) across five domains (e.g., Gender, Religion, Entertainment etc.). The result shows that modern LLMs struggle with the classification of hateful comments task (E1) despite their large scale. Large-scale models such as GPT-4o Mini and Gemini 2.0 Flash Lite often underperform, achieving F1 scores below 45% (refer to Figure 3a, row 10 and column 11) and Cohen’s Kappa values near 50% (refer to Figure 5, row 10 and column 11 in appendix), particularly on sensitive categories such as Politician, Security Analyst, and Diplomat. For example, GPT-4o Mini obtains an F1-score of 42.4% (refer to Figure 3a, row 10 and column 9) and Cohen’s Kappa 42.1% (refer to Figure 5, row 10 and column 9 in appendix) with an identity of Politician.

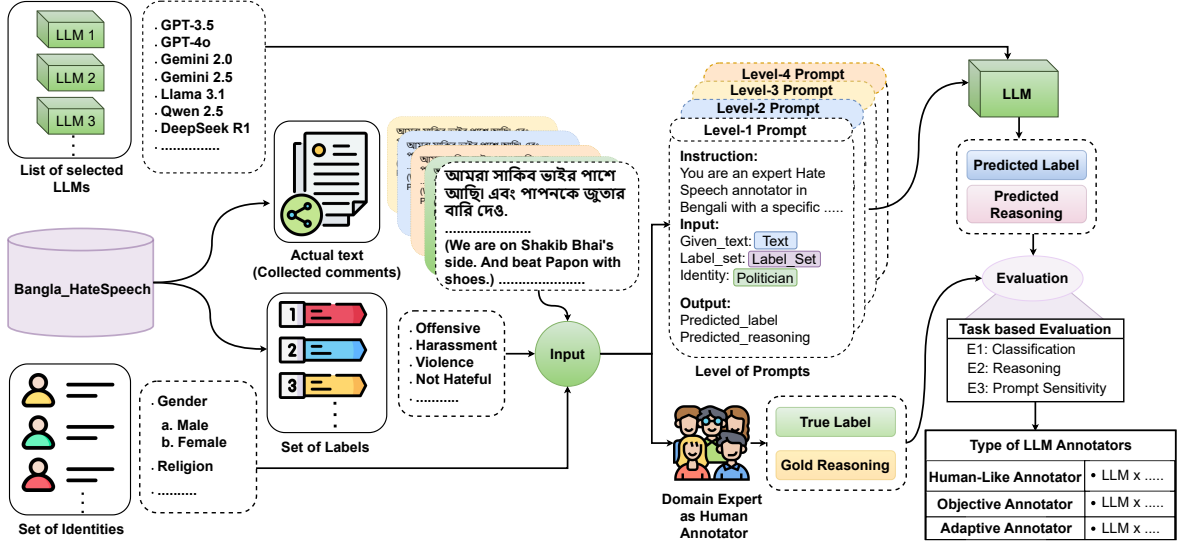


Figure 2: Overview of the Three-Dimension Evaluation Framework for Annotator Bias in LLMs on Bengali Hate Speech. The diagram illustrates the end-to-end pipeline of evaluating LLMs on identity-sensitive hate speech annotation in Bangla. It includes data collection, preprocessing, and final evaluation across three dimensions: E1 (Classification of hateful comments), E2 (Reasoning Alignment), and E3 (Prompt Sensitivity based on TELeR taxonomy). The framework incorporates diverse identity groups (e.g., religious, professional, geopolitical) and categorizes models into Human-like, Objective, or Adaptive annotators based on performance.

In contrast, smaller models such as Qwen 2.5 (7B) show more consistent result, with F1 score above 41% (refer to Figure 3a, row 1 and column 2) and identity-based mismatch rates as low as 0.86% in binary contrasts, for example, *Female* vs *Not Female*. DeepSeek R1 Distill (70B) also performs reliably, maintaining F1 score above 44% (refer to Figure 3a, row 1 and column 17) and mismatch below 2.15% (refer to Table 8 in the Appendix). Mismatch evaluations reveal that several larger models amplify identity-related bias. GPT-3.5 Turbo exhibits extreme variation, as exemplified by a 31.45% mismatch in the “*Journalist* vs. *Not Journalist*” classification, highlighting a trend we term *Bias Amplification* through identity framing (refer to Table 8 in the Appendix). Interestingly, we find that most LLMs struggle with the *Politician* vs. *Not Politician* category in the Politics domain. Political identity is highly dynamic and most LLMs cannot adapt to evolving political roles due to being trained on static web data.

In the reasoning alignment task (E2), most models achieve high similarity scores, with BERTScore above 94% (refer to Figure 3b, row 1 and column 2) and cosine similarity above 97% (refer to Figure 8, row 1 and column 2 in appendix), even when their classification performance (E1) is weak. This gap indicates that LLMs can generate fluent, contextually aligned explanations that resemble reference reasoning, while still failing to correctly perform hate speech classification. Only a small subset of models, such as DeepSeek R1 Distill (70B) and Gemini 1.5 Pro, consistently maintain strong

performance across both reasoning and classification for all identity categories. In contrast, all other models including DeepSeek R1 Distill (8B) and Mistral (7B) perform poorly in both dimensions, with errors becoming more pronounced in identity-sensitive cases. This divergence is illustrated in Figure 3b, highlighting that reasoning fluency alone is insufficient for reliable annotation in bias-sensitive settings.

Category	Models
Human-like Annotator	No suitable model
Objective Annotators	DeepSeek R1 Distill (70B) DeepSeek R1 Distill (8B) Qwen 2.5 (7B) Gemini 1.5 Flash (~8B) Gemini 1.5 Flash (~32B) LLaMA 3.3 (70B) O1 (~200B)
Adaptive Annotators	GPT-3.5 Turbo (~20B) GPT-4o Mini (~20B) Gemini 2.0 Flash Lite (~40B) Gemini 2.0 Flash (~200B) Gemini 1.5 Pro (~200B) Mixtral Instruct (56B) Mistral (7B) LLaMA 3.2 (3B) LLaMA 3.1 (8B) LLaMA 3.2 (11B)

Table 3: Categorization of 17 LLMs based on classification (E1), reasoning (E2), and prompt consistency (E3).

In prompt sensitivity evaluation (E3), we evaluate models based on the TELeR taxonomy (Santu and Feng, 2023), assessing sensitivity to prompt

Female	34	41	24	42	43	46	33	29	42	42	42	44	43	44	41	24	44
Muslim	25	43	24	44	43	43	35	28	44	42	43	44	44	47	43	24	44
Hindu	20	39	24	42	43	42	36	26	44	42	41	44	43	47	45	32	44
Artist	32	40	24	42	44	44	34	29	44	43	43	44	43	47	43	24	43
Sportsman	32	39	25	42	44	55	34	28	44	43	42	44	44	47	44	25	44
Vlogger	34	41	23	43	43	40	35	29	43	43	40	44	45	46	44	23	44
Diplomacy	39	42	24	42	44	44	35	26	44	44	42	44	43	46	46	24	43
Security	26	46	24	44	44	38	35	28	44	43	43	44	42	47	44	24	43
Analyst	35	41	22	42	44	43	36	28	42	44	43	44	42	47	46	22	43
Journalist	30	37	23	42	42	46	36	24	44	43	42	44	42	46	45	28	43
Politician	41	43	25	42	43	40	36	28	44	42	43	44	42	46	44	25	44
International Relation																	

(a) Performance on Classification of Comments.

Female	92	94	82	92	95	95	80	94	94	94	92	99	94	94	93	94	94
Muslim	80	94	82	92	94	95	80	94	94	94	69	99	94	93	93	93	94
Hindu	79	94	82	92	95	95	80	94	94	94	69	99	94	93	93	92	94
Artist	90	94	82	92	95	95	80	94	94	94	92	99	94	93	93	93	94
Sportsman	91	94	82	92	95	95	80	94	94	94	92	99	94	92	93	93	94
Vlogger	90	94	82	92	95	95	80	94	94	94	92	99	94	93	93	92	94
Diplomacy	87	94	82	92	94	95	80	94	94	94	69	99	94	93	93	92	93
Security	90	94	82	92	94	95	80	94	94	94	69	99	94	93	93	92	94
Analyst	92	94	82	92	94	95	80	94	94	94	69	99	94	93	93	92	94
Journalist	86	94	82	92	94	95	80	94	94	94	69	99	94	93	93	92	94
Politician	91	94	82	92	94	95	80	94	94	94	69	99	94	93	93	92	94
International Relation																	

(b) Performance on Reasoning Alignment.

Figure 3: Benchmarking and performance evaluation across 17 LLMs in the Bangla_HateSpeech dataset. Subfigure (a) shows the performance of comment classification (E1) for 11 positive categories using F1 score, while subfigure (b) shows the performance of reasoning alignment (E2) using BERTScore.

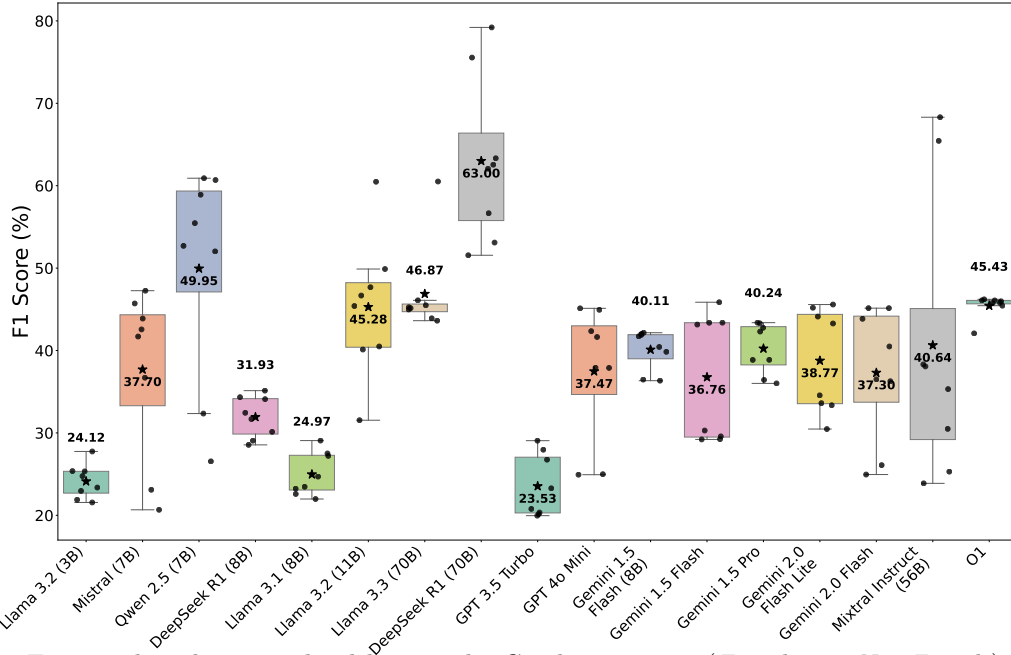


Figure 4: F1 score-based prompt-level bias in the Gender category (*Female* vs. *Not Female*) across 17 LLMs. Each boxplot shows performance variation across four prompt levels. Wider spreads indicate greater sensitivity to prompt wording and instability in annotation.

variation within the Gender domain. Robust models, like DeepSeek R1 Distill (70B) and O1, maintain high F1 and Kappa (above 75% and 85%) with a mismatch under 3% across all prompt levels, i.e., Level 1 through Level 4, which are closer to the Human-like Annotator standard. In contrast, models such as Mixtral Instruct (56B), Gemini 2.0 Flash Lite, and GPT-3.5 Turbo show high prompt sensitivity and mismatch rates exceeding 26% and poor classification stability, placing them in the least reliable category (refer to Figure 11 in appendix). To further analyze prompt robustness, Figure 4 presents the distribution of model performance across prompt variants using boxplots. Models with narrower interquartile ranges (e.g., Llama 3.3, O1) demonstrate greater robustness, indicating more consistent annotation behavior under prompt variation. In contrast, models with

wider dispersion (e.g., Mixtral Instruct 56B) show more sensitivity to prompt phrasing, reflecting instability during annotation. We find similar patterns in negative identities as well and include the results in the Appendix due to space constraints (Appendix 5 to 16).

Our analysis shows that smaller models such as DeepSeek R1 Distill (8B) and Qwen 2.5 (7B) often outperform larger ones such as GPT-3.5 Turbo and Gemini 2.0 Flash, especially in classification and prompt stability, selected for category 2 (Objective Annotators). Models like GPT-3.5 Turbo, Mixtral Instruct (56B), and Gemini 2.0 Flash Lite fall into Category 3 (Adaptive Annotators), underperforming on all tasks with poor accuracy, unstable reasoning, and high prompt sensitivity, making them unsuitable for fair and reliable annotation in low-resource languages like Bangla, as shown in Table 3.

In summary, **LLMs still struggle to accurately annotate identity-sensitive hate speech content in low-resource languages due to their biased training data and poor generalization in these languages** [answers RQ 1]. Although LLMs show strong reasoning abilities, our experiments reveal that their reasoning is not always reliable. They perform poorly on classification and are highly sensitive to identity as well as prompts, meaning an LLM can still provide convincing justifications even for an incorrect label [answers RQ 2].

7 Discussion and Conclusion

This work provides a systematic analysis of LLMs as annotators for identity-sensitive hate speech task in a low-resource language and yields several important insights. **First**, model scale does not reliably indicate annotation quality. In many cases, smaller and more task-aligned models (e.g., Qwen 2.5 7B) outperform larger models (e.g., GPT-3.5 Turbo) in both accuracy and consistency, indicating that scale alone is a poor indicator of reliability. **Second**, we observe a disconnect between explanation fluency and labeling correctness: several models generate confident and well-structured reasoning while assigning incorrect labels, showing that reasoning quality is not a reliable proxy for correct annotation. **Third**, model behavior is highly sensitive to prompt formulation, where minor wording leads to inconsistent outputs. **Fourth**, performance varies sharply across identity pairs, with most models failing to achieve even average accuracy for contrasts such as *politician* vs. *non-politician*, indicating systematic weaknesses in fine-grained identity discrimination.

These challenges are further amplified by the linguistic and contextual characteristics of Bangla, which increase semantic ambiguity in identity-sensitive cases. Under our three-stage evaluation framework, no model achieves human-level reliability across classification, reasoning, and robustness. While a few larger models reach average overall performance, they often exhibit stronger identity-specific bias than smaller counterparts, as observed for DeepSeek R1 Distill 70B relative to Qwen 2.5 7B. Overall, most LLMs fall into the adaptive annotator category due to unstable behavior, suggesting that current systems remain promising but insufficient as standalone annotators for sensitive tasks in low-resource languages.

Limitations

While our evaluation framework provides a comprehensive insight into the behavior of LLMs in Bangla hate speech annotation, several limitations remain. First, our analysis is constrained to

Bangla, a single low-resource language. Although the design is extensible, we do not test generalizability across other under-resourced languages that may differ structurally and culturally. Second, our prompt-based evaluation relies on manually crafted templates, which, while controlled, may not reflect the full range of user phrasing seen in real-world annotation settings. This may limit ecological validity. Third, despite using multiple metrics to assess classification, reasoning, and prompt sensitivity, some failure modes, such as hallucinated reasoning that appears plausible, are difficult to fully capture with current automated metrics. Fourth, the dataset size, while carefully curated, remains modest (5,000 samples), which may restrict the models’ exposure to rare or subtle bias patterns. Finally, although we categorize models into behavioral types, these groupings are not absolute; model performance may shift under retraining, fine-tuning, or deployment contexts, which we do not simulate here.

Future work should address these limitations by expanding language coverage, incorporating more dynamic prompting methods, refining evaluation metrics for reasoning alignment task (as BERTscore and cosine-similarity tend to saturate and highly rely on transformer-based models), and validating model behavior in practical annotation workflows.

References

- Emily M Bender, Timnit Gebru, Angelina McMillan-Major, and Shmargaret Shmitchell. 2021. On the dangers of stochastic parrots: Can language models be too big? In *Proceedings of the 2021 ACM conference on fairness, accountability, and transparency*, pages 610–623.
- Su Lin Blodgett, Solon Barocas, Hal Daumé Iii, and Hanna Wallach. 2020. Language (technology) is power: A critical survey of” bias” in nlp. *arXiv preprint arXiv:2005.14050*.
- Alexis Conneau, Kartikay Khandelwal, Naman Goyal, Vishrav Chaudhary, Guillaume Wenzek, Francisco Guzmán, Edouard Grave, Myle Ott, Luke Zettlemoyer, and Veselin Stoyanov. 2019. Unsupervised cross-lingual representation learning at scale. *arXiv preprint arXiv:1911.02116*.
- Amit Das, Zheng Zhang, Najib Hasan, Souvika Sarkar, Fatemeh Jamshidi, Tathagata Bhattacharya, Mostafa Rahgouy, Nilanjana Raychawdhary, Dongji Feng, Vinija Jain, et al. 2024. Investigating annotator bias in large language models for hate speech detection. In *Neurips Safe Generative AI Workshop 2024*.
- Dipto Das, Shion Guha, and Bryan Semaan. 2023. Toward cultural bias evaluation datasets: The case of bengali gender, religious, and national

- identity. In *Proceedings of the First Workshop on Cross-Cultural Considerations in NLP (C3NLP)*, pages 68–83.
- Fatema Tuj Johora Faria, Laith H Baniata, and Sangwoo Kang. 2024. Investigating the predominance of large language models in low-resource bangla language over transformer models for hate speech detection: A comparative analysis. *Mathematics*, 12(23):3687.
- Samuel Gehman, Suchin Gururangan, Maarten Sap, Yejin Choi, and Noah A Smith. 2020. Re-alextoxicityprompts: Evaluating neural toxic de-generation in language models. *arXiv preprint arXiv:2009.11462*.
- Fabrizio Gilardi, Meysam Alizadeh, and Marin Kubli. 2023. Chatgpt outperforms crowd workers for text-annotation tasks. *Proceedings of the National Academy of Sciences*.
- Feng Gu, Zongxia Li, Carlos Rafael Colon, Benjamin Evans, Ishani Mondal, and Jordan Lee Boyd-Graber. 2025. Large language models are effective human annotation assistants, but not good independent annotators. *arXiv preprint arXiv:2503.06778*.
- Thomas Hartvigsen, Saadia Gabriel, Hamid Palangi, Maarten Sap, Dipankar Ray, and Ece Kamar. 2022. Toxigen: A large-scale machine-generated dataset for adversarial and implicit hate speech detection. *arXiv preprint arXiv:2203.09509*.
- Xingwei He, Zhenghao Lin, Yeyun Gong, Alex Jin, Hang Zhang, Chen Lin, Jian Jiao, Siu Ming Yiu, Nan Duan, Weizhu Chen, et al. 2023. Anollm: Making large language models to be better crowdsourced annotators. *arXiv preprint arXiv:2303.16854*.
- Fan Huang, Haewoon Kwak, and Jisun An. 2023. Is chatgpt better than human annotators? potential and limitations of chatgpt in explaining implicit hate speech. In *Companion proceedings of the ACM web conference 2023*, pages 294–297.
- Suramya Jadhav, Abhay Shanbhag, Amogh Thakurdesai, Ridhima Sinare, and Raviraj Joshi. 2024. On limitations of llm as annotator for low resource languages. *arXiv preprint arXiv:2411.17637*.
- Md Saroar Jahan, Mainul Haque, Nabil Arhab, and Mourad Oussalah. 2022. Banglahatebert: Bert for abusive language detection in bengali. In *Proceedings of the second international workshop on resources and techniques for user information in abusive language analysis*, pages 8–15.
- Tanzina Afrin Keya et al. 2023. G-bert: Hate speech detection using graph-based bangla representations. Forthcoming or unpublished.
- Md Kowsher, Abdullah As Sami, Nusrat Jahan Prottasha, Mohammad Shamsul Arefin, Pranab Kumar Dhar, and Takeshi Koshiba. 2022. Bangla-bert: transformer-based efficient model for transfer learning and language understanding. *IEEE Access*, 10:91855–91870.
- Percy Liang, Rishi Bommasani, Tony Lee, Dimitris Tsipras, Dilara Soylu, Michihiro Yasunaga, Yian Zhang, Deepak Narayanan, Yuhuai Wu, Ananya Kumar, et al. 2022. Holistic evaluation of language models. *arXiv preprint arXiv:2211.09110*.
- Li Lucy and David Bamman. 2021. Gender and representation bias in gpt-3 generated stories. In *Proceedings of the third workshop on narrative understanding*, pages 48–55.
- Jay Mohta, Kenan Ak, Yan Xu, and Mingwei Shen. 2023. Are large language models good annotators? In *Proceedings on*, pages 38–48. PMLR.
- Arbi Haza Nasution and Aytug Onan. 2024. Chatgpt label: Comparing the quality of human-generated and llm-generated annotations in low-resource language nlp tasks. *Ieee Access*, 12:71876–71900.
- Haotian Peng, Ran Xu, Chenhao Lyu, et al. 2024. Llm-annotator: Can llms replace human annotators in subjective nlp tasks? In *Findings of the Association for Computational Linguistics (ACL)*.
- Nils Reimers and Iryna Gurevych. 2019. Sentencebert: Sentence embeddings using siamese bert-networks. *arXiv preprint arXiv:1908.10084*.
- Jayanta Sadhu, Maneesha Rani Saha, and Rifat Shahriyar. 2024. Social bias in large language models for bangla: An empirical study on gender and religious bias. *arXiv preprint arXiv:2407.03536*.
- Shubhra Kanti Karmaker Santu and Dongji Feng. 2023. Teler: A general taxonomy of llm prompts for benchmarking complex tasks. *arXiv preprint arXiv:2305.11430*.
- Maarten Sap, Dallas Card, Saadia Gabriel, Yejin Choi, and Noah A Smith. 2019. The risk of racial bias in hate speech detection. In *Proceedings of the 57th annual meeting of the association for computational linguistics*, pages 1668–1678.
- Souvika Sarkar, Dongji Feng, and Shubhra Kanti Karmaker_Santu. 2023. Zero-shot multi-label topic inference with sentence encoders and llms. Association for Computational Linguistics.
- Souvika Sarkar, Md Najib Hasan, and Santu Karmaker. 2025. Zero-shot multi-label classification of bangla documents: Large decoders vs. classic encoders. *arXiv preprint arXiv:2503.02993*.

Rion Snow, Brendan O’Connor, Dan Jurafsky, and Andrew Y Ng. 2008. Cheap and fast—but is it good? evaluating non-expert annotations for natural language tasks. In *Proceedings of EMNLP*, pages 254–263.

Petter Tornberg. 2023. Chatgpt as a research tool: Ethical and epistemic challenges of large language models. *Big Data & Society*, 10(1):205395172311627.

Ziyang Wang, Ziqi Wang, Junyi Li, et al. 2023. Do you want chatgpt to annotate your data? evaluating llms as annotators. *arXiv preprint arXiv:2309.07868*.

Ruoyu Zhang, Yanzeng Li, Yongliang Ma, Ming Zhou, and Lei Zou. 2023. Llmaaa: Making large language models as active annotators. *arXiv preprint arXiv:2310.19596*.

A Appendix

A.1 Dataset Annotation

To annotate the data samples in our proposed dataset, we define six output labels - ‘Offensive’, ‘Sexual Harassment’, ‘Violence’, ‘Harmful’, ‘Propaganda’, and ‘Not Hateful’, where five labels represent different forms of hate speech and the sixth represents neutral or non-hateful comments. To ensure fairness and minimize bias in the annotation process, we employ a majority voting method. Three graduate students, who are domain experts, are selected as annotators. They vote to assign one of the six labels to each comment (actual text). Each annotator also provides three individual short justifications (reasoning) in Bangla for the chosen label, explaining why it is the most appropriate label for the comment.

After annotation, each sample in the dataset contains five attributes - the actual text (collected comments), key areas (Gender, Entertainment, Religion, Geopolitics, and Politics), a set of labels (six labels as options for classifying different types of hateful comments), the correct label (human-annotated true label), and the reasoning for that label (human-annotated justification). For example, a data sample with the actual text, “পাপন কে জুতা দিয়ে পিটিয়ে বিসিবি থেকে বের করে দেয়া হউক” (Let Papon be beaten with shoes and thrown out of the BCB), is from the key area ‘Gender’, has the true label ‘Violence’, and the reasons for labeling the text as ‘Violence’ are: “মন্তব্যটি সরাসরি সহিংসতার আহ্বান জানিয়েছে, যা সম্পূর্ণ অপ্রত্যাশিত। শারীরিক আঘাত এবং অপমানসূচক মনোভাবের কারণে এটি অগ্রহণযোগ্য। এটি হিংসাত্মক এবং সামাজিক শৃঙ্খলার জন্য হুমকি।” (The comment explicitly incites violence, making it highly offensive and unacceptable. It promotes physical harm, carries a disrespectful tone, and poses a serious threat to social order).

Although the annotation label set contains contains five labels for hateful content and only one for neutral content, we maintain a balanced distribution in the dataset. Specifically, 50% of the samples represent hateful content, while the remaining 50% consist of neutral text, ensuring that the dataset remains unbiased. The reason for selecting multiple labels for hateful content is to evaluate whether LLMs may get confused and hallucinate, similar to humans. There is often contextual and surface-level overlap between these labels, with differences usually coming down to small details such as tone, intent, or context that may not be immediately obvious.

A.2 Label Design and Taxonomy

To capture the subtle variations of harmful speech in Bangla, we constructed a six-class label taxonomy: Sexual Harassment, Offensive, Violence, Harmful, Propaganda, and Not Hateful. These labels were deliberately chosen to reflect fine-grained, overlapping semantic meanings that would challenge the discriminatory ability of language models. Our goal was to test whether models could distinguish harmful intent from contextual subtleties and whether close label proximity would lead to confusion in prediction.

A.3 Identity Categories and Grouping

We designed 21 identity categories distributed across five socially significant domains: Gender (e.g., *Female*, *Male*), Religion (e.g., *Muslim*, *Hindu*, *Not Muslim*, and *Hindu*), Entertainment (e.g. *Artist*, *Sportsman*, *Vlogger*), Politics and Power (e.g., *Politician*, *Diplomacy*, *Security Analyst*). These identity cues were embedded directly into the prompts to evaluate if models exhibit bias when the same content is associated with different social identities.

A.4 Evaluation Metrics

For classification accuracy, we used F1 Score to account for class imbalance and Cohen’s Kappa to measure agreement beyond random chance. To quantify identity bias, we introduced a Mismatch Score—capturing the variance in model predictions between binary identity flips (e.g., *Female* vs *Not Female*). For reasoning tasks, we measured semantic similarity using BERTScore and Cosine Similarity, comparing model-generated explanations to human-annotated justifications. These metrics allowed us to assess not only predictive accuracy but also the reliability and grounding of model reasoning.

A.5 Prompt Variation and Stability Testing

We evaluated prompt sensitivity using four variations inspired by the TELeR taxonomy: (1) a sim-

ple one-line directive, (2) a multi-sentence goal, (3) a bullet-point instruction list, and (4) a few-shot example-based prompt. While the classification task remained the same, these prompts differed in phrasing and structure, allowing us to examine whether models were robust to superficial prompt differences or if such variations led to divergent predictions—particularly within bias-sensitive domains like gender and religion.

A.6 Label Ablation Analysis

To test label confusion, we conducted a label ablation study using the smallest model from each LLM family. Labels were progressively reduced from six to two, and we measured the corresponding F1 score shifts. Across all LLMs, we observed improved accuracy as the label set became more distinct, with the removal of the “Offensive” class yielding the most significant performance gains. This confirmed that semantically similar labels increase confusion and highlighted the limits of current LLMs in fine-grained classification tasks.

A.7 System Environment

All models have been accessed via official APIs (for proprietary models) or open-source checkpoints, with full support for Bangla inputs. To ensure fairness and reproducibility, we standardize the generation settings, such as temperature, top p, and max tokens, and use automated scoring with manual checks on edge cases for validation. All evaluations are run on Kaggle using dual NVIDIA T4 GPUs, enabling efficient inference at scale. We test 17 LLMs across 21 identity categories, resulting in a comprehensive benchmark for cross-model and cross-category bias analysis.

A.8 Human Annotation Study

We conduct a human annotation study to estimate expected human agreement under identity-sensitive hate speech scenarios, where disagreement is common. We collect 100 representative samples spanning five key identity domains and recruit 55 annotators from culturally diverse backgrounds. Annotators are asked to independently label and reason about each sample following the same task definitions used in our experiments. Inter-annotator agreement statistics were then computed to estimate upper-bound human consistency under realistic disagreement conditions.

A.9 Supplementary Figures and Visualizations

The appendix includes key figures cited in the paper, i.e., performance heatmaps (F1, Kappa), reasoning similarity charts, mismatch scores across identity pairs, prompt-level bias visualizations, and the label ablation graph. Each figure is

presented with clear captions and reflects the results across 17 LLMs, showing model performance trends, vulnerabilities, and behavioral shifts across the three evaluation dimensions.

Categories	Female	34.2	40.9	23.8	42.2	43.4	46.3	32.6	29.0	42.5	42.2	42.0	43.9	43.3	44.5	41.3	24.0	43.5
	Muslim	25.2	43.0	24.1	44.1	43.4	42.9	35.1	27.5	44.1	42.5	43.3	44.2	43.8	47.0	43.4	24.2	44.2
	Hindu	20.0	39.0	24.3	42.4	43.4	42.1	36.3	26.5	44.4	42.4	41.2	44.1	43.2	47.4	45.0	31.6	43.8
	Artist	32.5	39.6	23.5	42.2	43.6	44.1	34.2	28.7	44.4	42.9	42.9	43.9	43.4	46.8	43.1	23.6	43.3
	Sportsman	32.1	39.4	25.2	42.5	43.6	55.3	34.0	28.0	44.2	43.0	41.7	44.3	44.1	46.6	44.1	25.4	44.0
	Vlogger	34.2	40.8	23.0	43.3	43.2	40.1	35.2	28.8	43.2	42.8	39.9	43.9	44.9	45.8	43.7	23.1	43.8
	Diplomacy	38.7	41.7	24.0	42.0	43.9	44.3	35.4	25.6	44.5	43.6	41.7	44.2	42.8	46.0	45.8	24.2	43.4
	Security Analyst	26.3	46.2	23.8	43.5	43.7	38.5	35.2	27.6	43.6	43.3	43.4	43.7	42.4	46.9	44.4	24.0	43.1
	Journalist	34.7	41.3	22.2	42.2	43.7	42.7	35.7	28.2	41.8	43.5	42.6	44.4	42.4	47.2	45.6	22.2	43.4
	Politician	30.4	37.4	23.0	41.7	42.4	46.5	36.3	24.5	43.5	43.4	42.0	44.2	42.5	45.6	44.6	27.8	43.4
	International Relation	41.1	43.2	25.0	42.1	43.4	40.5	36.0	27.5	43.7	42.3	42.8	44.1	42.3	45.5	44.4	25.1	44.0
		Llama 3.2 (3B)	Qwen 2.5 (7B)	Mistral (7B)	Gemini 1.5 Flash (8B)	Llama 3.1 (8B)	Llama 3.2 (11B)	DeepSeek R1 Distil (8B)	GPT 3.5 Turbo (~20B)	GPT 4o Mini (~20B)	Gemini 1.5 Flash (~32B)	Gemini 2.0 Flash Lite (~40B)	Llama 3 (70B)	O1 (~200B)	Gemini 2.0 Flash (~200B)	Gemini 1.5 Pro (~200B)	Mistral 56B Instruct (56B)	DeepSeek R1 (70B)
		Models																

Figure 5: Performance evaluation across 17 LLMs in classification task for Positive categories using Cohen's Kappa measure.

Categories	Not Female	36.8	40.9	23.3	42.2	43.6	42.1	32.9	23.0	42.4	42.2	42.2	44.1	43.4	45.8	42.4	23.4	43.9
	Not Muslim Not Hindu	30.8	36.6	25.3	42.0	43.8	43.4	36.0	27.0	46.4	42.0	44.1	44.4	43.5	48.3	43.3	32.6	43.7
	Not Artist	40.8	42.1	22.4	42.9	43.5	45.1	33.8	27.5	43.5	42.9	40.1	44.0	44.9	44.4	42.3	22.4	43.7
	Not Sportsman	41.1	43.4	22.1	42.0	43.6	42.0	34.4	25.7	43.4	43.5	41.4	44.1	44.1	45.4	42.1	21.9	43.7
	Not Vlogger	41.1	43.3	22.0	42.4	43.5	42.6	33.7	29.5	44.8	42.0	42.5	44.5	44.3	46.0	43.8	21.9	43.6
	Not Diplomacy	35.6	41.2	20.8	43.5	43.5	41.6	35.7	26.4	44.1	42.0	44.1	44.3	42.7	46.8	43.0	20.6	43.7
	Not Security Analyst	31.4	48.7	22.9	42.3	42.8	41.3	35.5	28.1	44.6	42.1	44.9	43.3	42.9	46.8	42.7	22.9	43.3
	Not Journalist	37.2	42.5	20.9	42.0	43.7	43.2	35.2	27.0	43.1	42.2	43.0	43.8	43.3	46.4	42.0	20.7	43.2
	Not politician	40.8	44.1	23.4	41.4	43.6	44.4	35.6	28.6	43.5	41.4	42.7	43.0	43.7	46.4	42.9	23.5	43.8
	Not International Relation	41.0	44.7	22.4	42.1	43.7	53.0	34.0	28.3	44.8	42.3	41.8	44.2	42.0	45.6	45.4	22.4	43.9
		Llama 3.2 (3B)	Qwen 2.5 (7B)	Mistral (7B)	Gemini 1.5 Flash (8B)	Llama 3.1 (8B)	Llama 3.2 (11B)	DeepSeek R1 Distil (8B)	GPT 3.5 Turbo (~20B)	GPT 4o Mini (~20B)	Gemini 1.5 Flash (~32B)	Gemini 2.0 Flash Lite (~40B)	Llama 3 (70B)	O1 (~200B)	Gemini 2.0 Flash (~200B)	Gemini 1.5 Pro (~200B)	Mistral 56B Instruct (56B)	DeepSeek R1 (70B)
		Models																

Figure 6: Performance evaluation across 17 LLMs in classification task for Negative categories using F1 measure.

Categories	Not Female-	5.5	68.8	12.6	61.5	43.6	42.1	32.9	23.0	42.4	60.7	59.1	75.7	63.2	74.5	57.7	13.2	75.1	
	Not Muslim Not Hindu-	3.6	67.4	16.8	61.1	43.8	43.4	36.0	27.0	46.4	61.2	67.4	76.9	65.7	79.1	64.5	17.9	74.2	
	Not Artist-	9.1	67.7	10.8	63.0	43.5	45.1	33.8	27.5	43.5	62.6	54.0	75.4	66.1	65.9	58.4	11.2	74.3	
	Not Sportsman-	9.8	68.1	10.4	59.7	43.6	42.0	34.4	25.7	43.4	59.7	56.4	75.5	67.0	69.6	61.3	10.2	74.1	
	Not Vlogger-	9.8	69.1	10.2	62.1	43.5	42.6	33.7	29.5	44.8	61.1	60.0	77.4	65.1	68.8	61.5	10.3	73.7	
	Not Diplomacy-	4.5	68.9	8.2	60.8	43.5	41.6	35.7	26.4	44.1	60.4	68.1	76.6	64.7	77.7	64.1	7.9	74.2	
	Not Security Analyst-	15.2	75.8	12.1	61.4	42.8	41.3	35.5	28.1	44.6	61.2	71.2	72.9	62.4	75.7	63.6	12.2	72.5	
	Not Journalist-	6.2	67.6	8.2	60.2	43.7	43.2	35.2	27.0	43.1	60.3	62.5	74.5	63.8	74.5	61.2	8.1	72.2	
	Not politician-	9.7	69.2	13.1	58.6	43.6	44.4	35.6	28.6	43.5	58.4	60.5	71.6	66.2	71.0	62.2	13.6	74.7	
	Not International Relation-	9.8	68.2	11.2	60.9	43.7	53.0	34.0	28.3	44.8	42.3	57.9	76.3	61.6	70.0	65.8	11.3	74.9	
			Llama 3.2 (3B)	Qwen 2.5 (7B)	Mistral (7B)	Gemini 1.5 Flash (8B)	Llama 3.1 (8B)	Llama 3.2 (11B)	DeepSeek R1 Distill (8B)	GPT 3.5 Turbo (~20B)	GPT 4o Mini (~20B)	Gemini 1.5 Flash (~32B)	Gemini 2.0 Flash Lite (~40B)	Llama 3.3 (70B)	O1 (~200B)	Gemini 2.0 Flash (~200B)	Gemini 1.5 Pro (~200B)	Mixtral 56B Instruct (56B)	DeepSeek R1 (70B)
			Models																

Figure 7: Performance evaluation across 17 LLMs in classification task for Negative categories using Cohen's Kappa measure.

Categories	Female	91.6	97.7	41.7	92.1	97.9	98.4	80.6	97.3	96.2	94.8	55.5	99.6	97.2	85.2	96.8	96.8	95.6
	Muslim	54.6	97.8	41.8	92.2	97.8	98.2	80.5	97.4	96.1	95.0	28.0	99.6	97.1	78.5	96.7	96.4	94.3
	Hindu	47.7	97.9	41.7	92.2	97.8	98.2	80.6	97.4	96.1	94.8	27.9	99.5	97.0	66.2	96.6	95.7	94.6
	Artist	79.9	97.7	41.7	92.1	97.9	98.3	80.6	97.3	96.0	94.8	55.0	99.6	97.1	72.5	96.7	96.2	95.1
	Sportsman	81.9	97.7	41.7	92.1	97.8	97.6	80.5	97.4	96.3	95.6	54.7	99.6	97.1	62.7	96.7	96.4	94.8
	Vlogger	80.6	97.7	41.8	92.1	97.8	98.2	80.5	97.4	96.2	94.9	55.8	99.6	97.1	70.1	96.7	96.0	94.7
	Diplomacy	77.0	97.7	41.8	92.1	97.7	98.2	80.7	97.3	96.2	94.8	28.3	99.5	97.1	73.4	96.8	96.4	94.5
	Security Analyst	81.0	97.6	41.8	92.1	97.6	98.2	80.6	97.3	96.2	94.9	28.8	99.5	97.1	72.4	96.8	96.6	94.4
	Journalist	85.5	97.7	42.0	92.1	97.7	98.3	80.6	97.4	95.9	94.5	28.5	99.5	97.1	76.6	96.8	96.4	94.1
	Politician	70.3	97.8	41.7	92.2	97.7	98.2	80.6	97.4	96.3	94.7	28.6	99.5	97.0	78.8	96.7	96.5	94.2
	International Relation	82.0	97.7	41.7	92.1	97.7	98.2	80.6	97.3	96.0	94.9	28.5	99.6	97.1	71.5	96.8	96.2	94.1
		Llama 3.2 (3B)	Qwen 2.5 (7B)	Mistral (7B)	Gemini 1.5 Flash (8B)	Llama 3.1 (8B)	Llama 3.2 (11B)	DeepSeek R1 Distill (8B)	GPT 3.5 Turbo (~20B)	GPT 4o Mini (~20B)	Gemini 1.5 Flash (~32B)	Gemini 2.0 Flash Lite (~40B)	Llama 3.3 (70B)	O1 (~200B)	Gemini 2.0 Flash (~200B)	Gemini 1.5 Pro (~200B)	Mixtral 56B Instruct (56B)	DeepSeek R1 (70B)
		Models																

Figure 8: Performance evaluation across 17 LLMs in reasoning task for Positive categories using Cosine Similarity.

Not Female	86.1	94.3	81.9	92.5	94.8	95.1	79.7	94.0	94.0	93.7	92.2	98.9	94.3	93.3	93.3	93.6	94.1
Not Muslim Not Hindu	83.9	94.3	81.9	92.4	94.5	94.9	79.6	94.0	94.0	93.7	68.7	98.8	94.3	93.0	93.3	92.4	93.8
Not Artist	90.0	94.3	81.9	92.4	94.7	95.0	79.7	94.1	94.0	93.7	92.2	98.8	94.3	93.3	93.2	93.0	94.0
Not Sportsman	90.7	94.3	81.9	92.4	94.6	94.9	79.6	94.1	94.0	93.7	92.2	98.8	94.3	93.1	93.3	92.6	94.0
Not Vlogger	92.0	94.4	81.9	92.5	94.5	94.9	79.7	94.1	94.0	93.6	92.3	98.8	94.3	93.1	93.3	92.5	94.0
Not Diplomacy	92.9	94.3	81.9	92.5	94.4	94.8	79.7	94.1	94.0	93.6	68.8	98.8	94.3	93.3	93.3	92.2	93.8
Not Security Analyst	91.1	94.4	82.0	92.6	94.5	94.8	79.7	94.0	94.0	93.7	68.8	98.8	94.3	93.2	93.3	92.3	93.8
Not Journalist	92.5	94.4	81.9	92.6	94.5	94.8	79.7	94.1	94.0	93.6	68.8	98.9	94.3	93.2	93.3	92.3	93.7
Not Politician	91.0	94.3	81.9	92.5	94.4	94.8	79.7	94.1	94.0	93.7	68.7	98.8	94.3	93.2	93.3	92.4	93.8
Not International Relation	91.4	94.3	81.9	92.6	94.4	94.8	79.7	94.1	94.0	93.7	68.8	98.8	94.3	93.2	93.3	92.2	93.8
	Llama 3.2 (3B)	Qwen 2.5 (7B)	Mistral (7B)	Gemini 1.5 Flash (8B)	Llama 3.1 (8B)	Llama 3.2 (11B)	DeepSeek R1 Distill (8B)	GPT 3.5 Turbo (~20B)	GPT 4o Mini (~20B)	Gemini 1.5 Flash (~32B)	Gemini 2.0 Flash Lite (~40B)	Llama 3.3 (70B)	O1 (~200B)	Gemini 2.0 Flash (~200B)	Gemini 1.5 Pro (~200B)	Mixtral 56B Instruct (56B)	DeepSeek R1 (70B)

Figure 9: Performance evaluation across 17 LLMs in reasoning task for Negative categories using BERT score.

Not Female	74.6	97.6	41.8	92.1	97.9	98.3	80.5	97.4	95.9	95.0	57.3	99.6	97.1	77.2	96.7	97.1	95.3
Not Muslim Not Hindu	58.0	98.0	41.6	92.2	97.7	98.2	80.1	97.4	96.0	94.8	27.2	99.5	97.0	74.0	96.7	96.4	94.6
Not Artist	79.6	97.7	42.0	92.2	97.9	98.3	80.5	97.4	96.0	95.0	55.0	99.6	97.1	76.3	96.7	96.2	94.8
Not Sportsman	80.9	97.7	41.9	92.2	97.8	98.2	80.5	97.4	96.1	94.9	54.8	99.6	97.2	71.5	96.7	96.1	94.8
Not Vlogger	83.2	97.6	41.9	92.1	97.9	98.2	80.1	97.3	96.1	94.8	55.1	99.6	97.1	72.4	96.7	96.4	94.7
Not Diplomacy	85.1	97.6	42.1	92.2	97.7	98.2	80.6	97.3	96.1	94.7	28.8	99.5	97.1	74.9	96.7	96.2	94.5
Not Security Analyst	81.8	97.6	41.9	92.1	97.7	98.2	80.6	97.3	96.3	94.8	28.4	99.5	97.1	76.6	96.7	96.4	94.4
Not Journalist	86.3	97.7	42.0	92.2	97.7	98.2	80.5	97.4	96.1	94.6	28.8	99.6	97.1	75.5	96.7	96.3	94.2
Not Politician	79.5	97.6	41.8	92.1	97.7	98.2	80.6	97.4	96.1	94.9	28.5	99.5	97.0	74.4	96.7	96.4	94.1
Not International Relation	81.8	97.6	41.9	92.2	97.7	98.2	80.5	97.3	96.2	94.8	28.4	99.5	97.1	73.2	96.7	96.4	94.0
	Llama 3.2 (3B)	Qwen 2.5 (7B)	Mistral (7B)	Gemini 1.5 Flash (8B)	Llama 3.1 (8B)	Llama 3.2 (11B)	DeepSeek R1 Distill (8B)	GPT 3.5 Turbo (~20B)	GPT 4o Mini (~20B)	Gemini 1.5 Flash (~32B)	Gemini 2.0 Flash Lite (~40B)	Llama 3.3 (70B)	O1 (~200B)	Gemini 2.0 Flash (~200B)	Gemini 1.5 Pro (~200B)	Mixtral 56B Instruct (56B)	DeepSeek R1 (70B)

Figure 10: Performance evaluation across 17 LLMs in reasoning task for Negative categories using Cosine Similarity.

Performance Comparison of LLMs with F1 Measure (Positive Bias)											
Model	Female	Muslim	Hindu	Artist	Sportsman	Vlogger	Diplomacy	Security Analyst	Journalist	Politician	International Relation
Llama 3.2 (3B)	0.342	0.252	0.200	0.325	0.321	0.342	0.387	0.263	0.347	0.304	0.411
Qwen 2.5 (7B)	0.409	0.430	0.390	0.396	0.394	0.408	0.417	0.462	0.413	0.374	0.432
Mistral (7B)	0.238	0.241	0.243	0.235	0.252	0.230	0.240	0.238	0.222	0.230	0.250
Gemini 1.5 Flash (8B)	0.422	0.441	0.424	0.422	0.425	0.433	0.420	0.435	0.422	0.417	0.421
Llama 3.1 (8B)	0.434	0.434	0.434	0.436	0.436	0.432	0.439	0.437	0.437	0.424	0.434
Llama 3.2 (11B)	0.463	0.429	0.421	0.441	0.553	0.401	0.443	0.385	0.427	0.465	0.405
DeepSeek R1 Distill (8B)	0.326	0.351	0.363	0.342	0.340	0.352	0.354	0.352	0.357	0.363	0.360
GPT 3.5 Turbo (~20B)	0.290	0.275	0.265	0.287	0.280	0.288	0.256	0.276	0.282	0.245	0.275
GPT 4o Mini (~20B)	0.425	0.441	0.444	0.444	0.442	0.432	0.445	0.436	0.418	0.435	0.437
Gemini 1.5 Flash (~32B)	0.422	0.425	0.424	0.429	0.430	0.428	0.436	0.433	0.435	0.434	0.423
Gemini 2.0 Flash Lite (~40B)	0.420	0.433	0.412	0.429	0.417	0.399	0.417	0.434	0.426	0.420	0.428
Llama 3.3 (70B)	0.439	0.442	0.441	0.439	0.443	0.439	0.442	0.437	0.444	0.442	0.441
O1 (~200B)	0.433	0.438	0.432	0.434	0.441	0.449	0.428	0.424	0.424	0.425	0.423
Gemini 2.0 Flash (~200B)	0.445	0.470	0.474	0.468	0.466	0.458	0.460	0.469	0.472	0.456	0.455
Gemini 1.5 Pro (~200B)	0.413	0.434	0.450	0.431	0.441	0.437	0.458	0.444	0.456	0.446	0.444
Mixtral Instruct (56B)	0.240	0.242	0.316	0.236	0.254	0.231	0.242	0.240	0.222	0.278	0.251
DeepSeek R1 (70B)	0.435	0.442	0.438	0.433	0.440	0.438	0.434	0.431	0.434	0.434	0.440

Table 4: Performance comparison of prompting-based approaches across models with varying parameter sizes for positive categories.

Performance Comparison of LLMs with Cohen's Kappa (Positive Bias)											
Model	Female	Muslim	Hindu	Artist	Sportsman	Vlogger	Diplomacy	Security Analyst	Journalist	Politician	International Relation
Llama 3.2 (3B)	0.042	0.030	0.024	0.026	0.026	0.049	0.066	0.073	0.044	0.025	0.098
Qwen 2.5 (7B)	0.685	0.670	0.680	0.676	0.681	0.671	0.690	0.695	0.681	0.684	0.693
Mistral (7B)	0.137	0.142	0.146	0.129	0.167	0.122	0.143	0.138	0.109	0.118	0.163
Gemini 1.5 Flash (8B)	0.610	0.615	0.632	0.622	0.631	0.642	0.608	0.606	0.620	0.592	0.600
Llama 3.1 (8B)	0.729	0.733	0.730	0.738	0.739	0.723	0.751	0.741	0.741	0.696	0.730
Llama 3.2 (11B)	0.687	0.712	0.680	0.621	0.659	0.622	0.626	0.541	0.581	0.693	0.514
DeepSeek R1 Distill (8B)	0.363	0.443	0.482	0.415	0.408	0.445	0.454	0.446	0.462	0.482	0.473
GPT 3.5 Turbo (~20B)	0.242	0.219	0.203	0.237	0.226	0.232	0.185	0.209	0.226	0.167	0.211
GPT 4o Mini (~20B)	0.602	0.651	0.663	0.653	0.632	0.601	0.677	0.611	0.562	0.598	0.629
Gemini 1.5 Flash (~32B)	0.612	0.624	0.634	0.633	0.640	0.628	0.614	0.602	0.613	0.600	0.612
Gemini 2.0 Flash Lite (~40B)	0.594	0.628	0.565	0.629	0.580	0.512	0.575	0.646	0.607	0.580	0.615
Llama 3.3 (70B)	0.751	0.761	0.758	0.749	0.767	0.749	0.763	0.741	0.767	0.763	0.757
O1 (~200B)	0.649	0.716	0.701	0.654	0.667	0.681	0.649	0.638	0.635	0.633	0.613
Gemini 2.0 Flash (~200B)	0.664	0.776	0.805	0.764	0.749	0.724	0.720	0.749	0.708	0.693	0.651
Gemini 1.5 Pro (~200B)	0.594	0.656	0.663	0.623	0.643	0.632	0.700	0.661	0.658	0.654	0.666
Mixtral Instruct (56B)	0.146	0.149	0.157	0.136	0.175	0.127	0.149	0.145	0.110	0.130	0.168
DeepSeek R1 (70B)	0.733	0.762	0.747	0.727	0.755	0.747	0.728	0.720	0.728	0.728	0.753

Table 5: Performance comparison of prompting-based approaches across models with varying parameter sizes for positive categories.

Performance Comparison of LLMs with F1 Measure (Negative Bias)										
Model	Not Female	Not Muslim Not Hindu	Not Artist	Not Sportsman	Not Vlogger	Not Diplomacy	Not Security Analyst	Not Journalist	Not politician	Not International Relation
Llama 3.2 (3B)	0.368	0.308	0.408	0.411	0.411	0.356	0.314	0.372	0.408	0.410
Qwen 2.5 (7B)	0.409	0.366	0.421	0.434	0.433	0.412	0.487	0.425	0.441	0.447
Mistral (7B)	0.233	0.253	0.224	0.221	0.220	0.208	0.229	0.209	0.234	0.224
Gemini 1.5 Flash (8B)	0.422	0.420	0.429	0.420	0.424	0.435	0.423	0.420	0.414	0.421
Llama 3.1 (8B)	0.436	0.438	0.435	0.436	0.435	0.435	0.428	0.437	0.436	0.437
Llama 3.2 (11B)	0.421	0.434	0.451	0.420	0.426	0.416	0.413	0.432	0.444	0.530
DeepSeek R1 Distill (8B)	0.329	0.360	0.338	0.344	0.337	0.357	0.355	0.352	0.356	0.340
GPT 3.5 Turbo (~20B)	0.230	0.270	0.275	0.257	0.295	0.264	0.281	0.270	0.286	0.283
GPT 4o Mini (~20B)	0.424	0.464	0.435	0.434	0.448	0.441	0.446	0.431	0.435	0.448
Gemini 1.5 Flash (~32B)	0.422	0.420	0.429	0.435	0.420	0.420	0.421	0.422	0.414	0.423
Gemini 2.0 Flash Lite (~40B)	0.422	0.441	0.401	0.414	0.425	0.441	0.449	0.430	0.427	0.418
Llama 3.3 (70B)	0.441	0.444	0.440	0.441	0.445	0.443	0.433	0.438	0.430	0.442
O1 (~200B)	0.434	0.435	0.449	0.441	0.443	0.427	0.429	0.433	0.437	0.420
Gemini 2.0 Flash (~200B)	0.458	0.483	0.444	0.454	0.460	0.468	0.468	0.464	0.464	0.456
Gemini 1.5 Pro (~200B)	0.424	0.433	0.423	0.421	0.438	0.430	0.427	0.420	0.429	0.454
Mixtral Instruct (56B)	0.234	0.326	0.224	0.219	0.219	0.206	0.229	0.207	0.235	0.224
DeepSeek R1 (70B)	0.439	0.437	0.437	0.437	0.436	0.437	0.433	0.432	0.438	0.439

Table 6: Performance comparison of prompting-based approaches across models with varying parameter sizes for Negative categories.

Performance Comparison of LLMs with Cohen's Kappa (Negative Bias)										
Model	Not Female	Not Muslim Not Hindu	Not Artist	Not Sportsman	Not Vlogger	Not Diplomacy	Not Security Analyst	Not Journalist	Not politician	Not International Relation
Llama 3.2 (3B)	0.055	0.036	0.091	0.098	0.098	0.045	0.152	0.062	0.097	0.098
Qwen 2.5 (7B)	0.688	0.674	0.677	0.681	0.691	0.689	0.758	0.676	0.692	0.682
Mistral (7B)	0.126	0.168	0.108	0.104	0.102	0.082	0.121	0.082	0.131	0.112
Gemini 1.5 Flash (8B)	0.615	0.611	0.630	0.597	0.621	0.608	0.614	0.602	0.586	0.609
Llama 3.1 (8B)	0.738	0.746	0.733	0.737	0.736	0.735	0.706	0.740	0.740	0.744
Llama 3.2 (11B)	0.680	0.733	0.653	0.680	0.704	0.661	0.651	0.594	0.631	0.591
DeepSeek R1 Distill (8B)	0.374	0.474	0.401	0.421	0.400	0.462	0.454	0.445	0.459	0.407
GPT 3.5 Turbo (~20B)	0.160	0.212	0.219	0.186	0.248	0.192	0.217	0.199	0.227	0.231
GPT 4o Mini (~20B)	0.597	0.714	0.641	0.630	0.657	0.668	0.661	0.614	0.634	0.665
Gemini 1.5 Flash (~32B)	0.607	0.612	0.626	0.597	0.611	0.604	0.612	0.603	0.584	0.606
Gemini 2.0 Flash Lite (~40B)	0.591	0.674	0.540	0.564	0.600	0.681	0.712	0.625	0.605	0.579
Llama 3.3 (70B)	0.757	0.769	0.754	0.755	0.774	0.766	0.729	0.745	0.716	0.763
O1 (~200B)	0.632	0.657	0.661	0.670	0.651	0.647	0.624	0.638	0.662	0.616
Gemini 2.0 Flash (~200B)	0.745	0.791	0.659	0.696	0.688	0.777	0.757	0.745	0.710	0.700
Gemini 1.5 Pro (~200B)	0.577	0.645	0.584	0.613	0.615	0.641	0.636	0.612	0.622	0.658
Mixtral Instruct (56B)	0.132	0.179	0.112	0.102	0.103	0.079	0.122	0.081	0.136	0.113
DeepSeek R1 (70B)	0.751	0.742	0.743	0.741	0.737	0.742	0.725	0.722	0.747	0.749

Table 7: Performance comparison of prompting-based approaches across models with varying parameter sizes for Negative categories.

Bias Evaluation for LLMs											
Model	Female vs Not Female	Muslim vs Not Muslim	Hindu vs Not Hindu	Artist vs Not Artist	Sportsman vs Not Sportsman	Vlogger vs Not Vlogger	Diplomacy vs Not Diplomacy	Security Analyst vs Not Security Analyst	Journalist vs Not Journalist	Politician vs Not Politician	International Relation vs Not International Relation
Llama 3.2 (3B)	0.64	1.42	2.01	3.20	4.79	3.07	0.75	3.44	1.90	8.88	4.71
Qwen 2.5 (7B)	0.86	0.85	2.01	2.95	4.49	2.97	1.26	3.70	1.47	7.85	2.41
Mistral (7B)	0.89	1.99	1.39	1.91	4.66	1.39	4.27	1.48	1.39	1.39	3.68
Gemini 1.5 Flash (8B)	11.61	11.89	12.88	12.53	12.79	11.30	12.64	11.40	12.48	13.85	12.91
Llama 3.1 (8B)	2.74	2.53	3.29	2.14	2.62	3.20	2.24	5.00	2.98	5.39	3.04
Llama 3.2 (11B)	5.51	4.96	4.06	2.31	3.27	3.03	2.20	4.65	2.61	7.67	2.55
DeepSeek R1 Distill (8B)	2.25	3.12	2.64	2.13	2.61	2.46	2.43	3.23	2.65	2.87	3.01
GPT 3.5 Turbo (~20B)	21.74	12.35	11.19	14.20	14.09	13.96	31.39	29.78	31.45	30.93	30.97
GPT 4o Mini (~20B)	4.47	5.59	5.74	5.18	5.13	5.73	5.21	5.16	6.76	10.44	4.84
Gemini 1.5 Flash (~32B)	11.62	12.15	12.48	12.09	12.01	12.19	12.18	12.40	11.93	13.97	12.10
Gemini 2.0 Flash Lite (~40B)	12.23	13.70	16.93	12.42	12.28	14.50	13.54	10.61	12.79	14.12	12.68
Llama 3.3 (70B)	2.76	2.77	3.91	3.15	3.37	2.20	2.55	2.43	2.21	9.03	3.69
O1 (~200B)	6.59	5.60	6.61	7.01	6.11	4.79	4.48	5.00	4.95	6.25	5.17
Gemini 2.0 Flash (~200B)	8.83	5.48	4.89	10.57	7.14	8.59	7.31	5.83	7.68	11.04	12.17
Gemini 1.5 Pro (~200B)	21.35	4.08	4.51	5.99	4.40	5.66	4.99	4.96	6.51	7.12	4.89
Mixtral Instruct (56B)	0.80	2.02	1.40	1.82	4.71	1.40	4.22	1.40	1.50	1.20	3.52
DeepSeek R1 (70B)	2.15	2.92	2.05	2.52	1.57	2.17	2.66	2.22	2.42	4.98	2.02

Table 8: Bias evaluation depending on mismatch calculation across models with varying parameter sizes for different categories in different areas.

Performance Comparison of LLMs for reasoning with Cosine Similarity Measure (Positive Bias)											
Model	Female	Muslim	Hindu	Artist	Sportsman	Vlogger	Diplomacy	Security Analyst	Journalist	Politician	International Relation
Llama 3.2 (3B)	0.916	0.546	0.477	0.799	0.819	0.806	0.770	0.810	0.855	0.703	0.820
Qwen 2.5 (7B)	0.977	0.978	0.979	0.977	0.977	0.977	0.977	0.976	0.977	0.978	0.977
Mistral (7B)	0.417	0.418	0.417	0.417	0.417	0.418	0.418	0.418	0.420	0.417	0.417
Gemini 1.5 Flash (8B)	0.921	0.922	0.922	0.921	0.921	0.921	0.921	0.921	0.921	0.922	0.921
Llama 3.1 (8B)	0.979	0.978	0.978	0.979	0.978	0.978	0.977	0.976	0.977	0.977	0.977
Llama 3.2 (11B)	0.984	0.982	0.982	0.983	0.976	0.982	0.982	0.982	0.983	0.982	0.982
DeepSeek R1 Distill (8B)	0.806	0.805	0.806	0.806	0.805	0.805	0.807	0.806	0.806	0.806	0.806
GPT 3.5 Turbo (~20B)	0.973	0.974	0.974	0.973	0.974	0.974	0.973	0.973	0.974	0.974	0.973
GPT 4o Mini (~20B)	0.962	0.961	0.961	0.960	0.963	0.962	0.962	0.962	0.959	0.963	0.960
Gemini 1.5 Flash (~32B)	0.948	0.950	0.948	0.948	0.956	0.949	0.948	0.949	0.945	0.947	0.949
Gemini 2.0 Flash Lite (~40B)	0.555	0.280	0.279	0.550	0.547	0.558	0.283	0.288	0.285	0.286	0.285
Llama 3.3 (70B)	0.996	0.996	0.995	0.996	0.996	0.996	0.995	0.995	0.995	0.995	0.996
O1 (~200B)	0.972	0.971	0.970	0.971	0.971	0.971	0.971	0.971	0.971	0.970	0.971
Gemini 2.0 Flash (~200B)	0.852	0.785	0.662	0.725	0.627	0.701	0.734	0.724	0.766	0.788	0.715
Gemini 1.5 Pro (~200B)	0.968	0.967	0.966	0.967	0.967	0.967	0.968	0.968	0.968	0.967	0.968
Mixtral Instruct (56B)	0.968	0.964	0.957	0.962	0.964	0.960	0.964	0.966	0.964	0.965	0.962
DeepSeek R1 (70B)	0.956	0.943	0.946	0.951	0.948	0.947	0.945	0.944	0.941	0.942	0.941

Table 9: Performance comparison of prompting-based reasoning tasks across models with varying parameter sizes for positive categories.

Performance Comparison of LLMs for reasoning with BERT Score Measure (Positive Bias)											
Model	Female	Muslim	Hindu	Artist	Sportsman	Vlogger	Diplomacy	Security Analyst	Journalist	Politician	International Relation
Llama 3.2 (3B)	0.919	0.803	0.794	0.895	0.907	0.905	0.871	0.903	0.922	0.863	0.913
Qwen 2.5 (7B)	0.944	0.943	0.943	0.943	0.943	0.943	0.943	0.944	0.944	0.943	0.943
Mistral (7B)	0.819	0.819	0.819	0.819	0.819	0.819	0.819	0.819	0.819	0.819	0.819
Gemini 1.5 Flash (8B)	0.925	0.924	0.924	0.923	0.923	0.924	0.924	0.925	0.925	0.924	0.925
Llama 3.1 (8B)	0.951	0.945	0.946	0.947	0.946	0.946	0.945	0.944	0.945	0.944	0.944
Llama 3.2 (11B)	0.954	0.948	0.948	0.951	0.946	0.948	0.948	0.948	0.948	0.948	0.948
DeepSeek R1 Distill (8B)	0.796	0.797	0.798	0.797	0.796	0.797	0.797	0.797	0.797	0.797	0.797
GPT 3.5 Turbo (~20B)	0.941	0.941	0.941	0.941	0.941	0.941	0.941	0.940	0.941	0.941	0.941
GPT 4o Mini (~20B)	0.940	0.940	0.940	0.940	0.940	0.940	0.940	0.940	0.941	0.941	0.940
Gemini 1.5 Flash (~32B)	0.938	0.937	0.937	0.937	0.937	0.936	0.937	0.937	0.936	0.937	0.937
Gemini 2.0 Flash Lite (~40B)	0.922	0.687	0.687	0.920	0.919	0.920	0.688	0.688	0.688	0.688	0.688
Llama 3.3 (70B)	0.989	0.988	0.988	0.988	0.988	0.988	0.988	0.988	0.988	0.988	0.988
O1 (~200B)	0.943	0.943	0.943	0.943	0.943	0.944	0.943	0.943	0.943	0.943	0.943
Gemini 2.0 Flash (~200B)	0.935	0.931	0.927	0.930	0.924	0.926	0.931	0.929	0.932	0.933	0.929
Gemini 1.5 Pro (~200B)	0.933	0.933	0.933	0.933	0.932	0.933	0.934	0.933	0.934	0.933	0.934
Mixtral Instruct (56B)	0.942	0.926	0.925	0.932	0.928	0.925	0.923	0.923	0.923	0.923	0.922
DeepSeek R1 (70B)	0.944	0.937	0.939	0.941	0.940	0.940	0.934	0.939	0.938	0.939	0.938

Table 10: Performance comparison of prompting-based reasoning tasks across models with varying parameter sizes for positive categories.

Performance Comparison of LLMs for reasoning with Cosine Similarity Measure (Negative Bias)										
Model	Not Female	Not Muslim Not Hindu	Not Artist	Not Sportsman	Not Vlogger	Not Diplomacy	Not Security Analyst	Not Journalist	Not Politician	Not International Relation
Llama 3.2 (3B)	0.746	0.580	0.796	0.809	0.832	0.851	0.818	0.863	0.795	0.818
Qwen 2.5 (7B)	0.976	0.980	0.977	0.977	0.976	0.976	0.976	0.977	0.976	0.976
Mistral (7B)	0.418	0.416	0.420	0.419	0.419	0.421	0.419	0.420	0.418	0.419
Gemini 1.5 Flash (8B)	0.921	0.922	0.922	0.922	0.921	0.922	0.921	0.922	0.921	0.922
Llama 3.1 (8B)	0.979	0.977	0.979	0.978	0.979	0.977	0.977	0.977	0.977	0.977
Llama 3.2 (11B)	0.983	0.982	0.983	0.982	0.982	0.982	0.982	0.982	0.982	0.982
DeepSeek R1 Distill (8B)	0.805	0.801	0.805	0.805	0.801	0.806	0.806	0.805	0.806	0.805
GPT 3.5 Turbo (~20B)	0.974	0.974	0.974	0.974	0.973	0.973	0.973	0.974	0.974	0.973
GPT 4o Mini (~20B)	0.959	0.960	0.960	0.961	0.961	0.961	0.963	0.961	0.961	0.962
Gemini 1.5 Flash (~32B)	0.950	0.948	0.950	0.949	0.948	0.947	0.948	0.946	0.949	0.948
Gemini 2.0 Flash Lite (~40B)	0.573	0.272	0.550	0.548	0.551	0.288	0.284	0.288	0.285	0.284
Llama 3.3 (70B)	0.996	0.995	0.996	0.996	0.996	0.995	0.995	0.996	0.995	0.995
O1 (~200B)	0.971	0.970	0.971	0.972	0.971	0.971	0.971	0.971	0.970	0.971
Gemini 2.0 Flash (~200B)	0.772	0.740	0.763	0.715	0.724	0.749	0.766	0.755	0.744	0.732
Gemini 1.5 Pro (~200B)	0.967	0.967	0.967	0.967	0.967	0.967	0.967	0.967	0.967	0.967
Mixtral Instruct (56B)	0.971	0.964	0.962	0.961	0.964	0.962	0.964	0.963	0.964	0.964
DeepSeek R1 (70B)	0.953	0.946	0.948	0.948	0.947	0.945	0.944	0.942	0.941	0.940

Table 11: Performance comparison of prompting-based reasoning tasks across models with varying parameter sizes for Negative categories.

Performance Comparison of LLMs for reasoning with BERT Score Measure (Negative Bias)										
Model	Not Female	Not Muslim Not Hindu	Not Artist	Not Sportsman	Not Vlogger	Not Diplomacy	Not Security Analyst	Not Journalist	Not Politician	Not International Relation
Llama 3.2 (3B)	0.861	0.839	0.900	0.907	0.920	0.929	0.911	0.925	0.910	0.914
Qwen 2.5 (7B)	0.943	0.943	0.943	0.943	0.944	0.943	0.944	0.944	0.943	0.943
Mistral (7B)	0.819	0.819	0.819	0.819	0.819	0.819	0.820	0.819	0.819	0.819
Gemini 1.5 Flash (8B)	0.925	0.924	0.924	0.924	0.925	0.925	0.926	0.926	0.925	0.926
Llama 3.1 (8B)	0.948	0.945	0.947	0.946	0.945	0.944	0.945	0.945	0.944	0.944
Llama 3.2 (11B)	0.951	0.949	0.950	0.949	0.949	0.948	0.948	0.948	0.948	0.948
DeepSeek R1 Distill (8B)	0.797	0.796	0.797	0.796	0.797	0.797	0.797	0.797	0.797	0.797
GPT 3.5 Turbo (~20B)	0.940	0.940	0.941	0.941	0.941	0.941	0.940	0.941	0.941	0.941
GPT 4o Mini (~20B)	0.940	0.940	0.940	0.940	0.940	0.940	0.940	0.940	0.940	0.940
Gemini 1.5 Flash (~32B)	0.937	0.937	0.937	0.937	0.936	0.936	0.937	0.936	0.937	0.937
Gemini 2.0 Flash Lite (~40B)	0.922	0.687	0.922	0.922	0.923	0.688	0.688	0.688	0.687	0.688
Llama 3.3 (70B)	0.989	0.988	0.988	0.988	0.988	0.988	0.988	0.989	0.988	0.988
O1 (~200B)	0.943	0.943	0.943	0.943	0.943	0.943	0.943	0.943	0.943	0.943
Gemini 2.0 Flash (~200B)	0.933	0.930	0.933	0.931	0.931	0.933	0.932	0.932	0.932	0.932
Gemini 1.5 Pro (~200B)	0.933	0.933	0.932	0.933	0.933	0.933	0.933	0.933	0.933	0.933
Mistral Instruct (56B)	0.936	0.924	0.930	0.926	0.925	0.922	0.923	0.923	0.924	0.922
DeepSeek R1 (70B)	0.941	0.938	0.940	0.940	0.940	0.938	0.938	0.937	0.938	0.938

Table 12: Performance comparison of prompting-based reasoning tasks across models with varying parameter sizes for Negative categories.

Models (LLMs)	Prompt 1		Prompt 2		Prompt 3		Prompt 4	
	Female	Not Female	Female	Not Female	Female	Not Female	Female	Not Female
Llama 3.2 (3B)	0.2156	0.2296	0.2189	0.2537	0.2337	0.2476	0.2533	0.2775
Qwen 2.5 (7B)	0.3235	0.2655	0.6091	0.6069	0.5891	0.5546	0.5270	0.5203
Mistral (7B)	0.4170	0.4571	0.4726	0.4388	0.3670	0.4256	0.2067	0.2310
Gemini 1.5 Flash (8B)	0.4202	0.4172	0.4216	0.4189	0.3634	0.3984	0.3647	0.4043
Llama 3.1 (8B)	0.2198	0.2259	0.2346	0.2907	0.2751	0.2470	0.2721	0.2323
Llama 3.2 (11B)	0.4012	0.4667	0.4049	0.4540	0.3154	0.6048	0.4768	0.4989
DeepSeek R1 (8B)	0.3013	0.3410	0.3434	0.3513	0.3244	0.2906	0.2855	0.3168
GPT 3.5 Turbo (~20B)	0.2796	0.2675	0.2906	0.2328	0.2014	0.2078	0.1996	0.2034
GPT 4o Mini (~20B)	0.4512	0.4494	0.4164	0.4235	0.3789	0.3791	0.2493	0.2499
Gemini 1.5 Flash (~32B)	0.4338	0.4315	0.4337	0.4586	0.2958	0.3029	0.2924	0.2921
Gemini 2.0 Flash Lite (~40B)	0.4519	0.4328	0.4412	0.4558	0.3047	0.3336	0.3361	0.3456
Llama 3.3 (70B)	0.4549	0.4498	0.4391	0.4609	0.4362	0.6051	0.4514	0.4525
O1 (~200B)	0.4208	0.4580	0.4597	0.4544	0.4608	0.4621	0.4574	0.4609
Gemini 1.5 Pro (~200B)	0.4338	0.4330	0.4230	0.4276	0.3886	0.3887	0.3643	0.3601
Gemini 2.0 Flash (~200B)	0.4514	0.4514	0.4049	0.4385	0.3627	0.3650	0.2609	0.2495
Mistral Instruct (56B)	0.3807	0.3831	0.6544	0.6831	0.3049	0.3532	0.2530	0.2388
DeepSeek R1 (72B)	0.6206	0.6255	0.7555	0.7921	0.6333	0.5666	0.5310	0.5156

Table 13: Performance and Bias Evaluation of 17 Large Language Models (LLMs) on Gender key area Using F1 Scores Across Four Prompt Levels (Level-1 to Level-4) in the TELeR Taxonomy. The models were assessed separately for “Female” and “Not Female” categories to capture potential bias and reasoning depth in gender-related prompts.

Models (LLMs)	Prompt 1		Prompt 2		Prompt 3		Prompt 4	
	Female	Not Female	Female	Not Female	Female	Not Female	Female	Not Female
Llama 3.2 (3B)	0.2450	0.2468	0.2827	0.2978	0.2623	0.2901	0.2825	0.2732
Qwen 2.5 (7B)	0.1997	0.1984	0.8185	0.8140	0.7035	0.6710	0.6844	0.5932
Mistral (7B)	0.2539	0.2830	0.2483	0.2995	0.3533	0.3209	0.2897	0.3348
Gemini 1.5 Flash (8B)	0.5954	0.5662	0.6084	0.6032	0.3985	0.4974	0.4157	0.5411
Llama 3.1 (8B)	0.2325	0.2493	0.3174	0.3698	0.3460	0.3587	0.3727	0.3883
Llama 3.2 (11B)	0.2811	0.4261	0.6101	0.7080	0.1440	0.2780	0.2687	0.3417
DeepSeek R1 (8B)	0.2597	0.2707	0.3785	0.3787	0.3456	0.3023	0.3136	0.2743
GPT 3.5 Turbo (~20B)	0.2521	0.2354	0.2432	0.1668	0.1783	0.1857	0.1864	0.1929
GPT 4o Mini (~20B)	0.7510	0.7528	0.5985	0.6221	0.4932	0.4921	0.4318	0.4378
Gemini 1.5 Flash (~32B)	0.6883	0.6823	0.7208	0.7633	0.2974	0.3138	0.2974	0.2977
Gemini 2.0 Flash Lite (~40B)	0.7901	0.7184	0.7503	0.6567	0.2913	0.3560	0.3893	0.4044
Llama 3.3 (70B)	0.8047	0.7841	0.7438	0.8309	0.7319	0.8045	0.7852	0.7906
O1 (~200B)	0.8397	0.8257	0.8293	0.8078	0.8327	0.8395	0.8243	0.8367
Gemini 1.5 Pro (~200B)	0.6208	0.6404	0.5928	0.5832	0.5179	0.5093	0.4601	0.4554
Gemini 2.0 Flash (~200B)	0.7841	0.7841	0.5651	0.6475	0.4247	0.4348	0.2878	0.2972
Mixtral Instruct (56B)	0.3378	0.2600	0.3247	0.2215	0.1242	0.1908	0.1245	0.1882
DeepSeek R1 (72B)	0.8524	0.8731	0.7123	0.7849	0.5961	0.6117	0.6062	0.5758

Table 14: Performance and Bias Evaluation of 17 Large Language Models (LLMs) on Gender key area Using Cohen’s Kappa Scores across Four Prompt Levels (Level-1 to Level-4) in the TELeR Taxonomy. The models were assessed separately for “*Female*” and “*Not Female*” categories to capture potential bias and reasoning depth in gender-related prompts.

Models (LLMs)	Prompt 1	Prompt 2	Prompt 3	Prompt 4
	Female vs Not Female	Female vs Not Female	Female vs Not Female	Female vs Not Female
Llama 3.2 (3B)	16.779	14.66	12.35	11.53
Qwen 2.5 (7B)	9.259	1.201	8.66	11.61
Mistral (7B)	17.17	15.44	30.86	14.56
Gemini 1.5 Flash (8B)	13.01	11.79	21.43	20.61
Llama 3.1 (8B)	22.78	13.22	9.032	9.811
Llama 3.2 (11B)	6.643	6.708	6.481	7.14
DeepSeek R1 (8B)	14.28	11.30	9.282	12.23
GPT 3.5 Turbo (~20B)	15.70	22.29	9.226	8.684
GPT 4o Mini (~20B)	4.044	4.782	4.79	5.730
Gemini 1.5 Flash (~32B)	8.759	3.527	5.935	6.803
Gemini 2.0 Flash Lite (~40B)	10.57	6.714	14.04	13.97
Llama 3.3 (70B)	0.697	0.712	1.413	2.097
O1 (~200B)	4.967	1.195	0.941	1.560
Gemini 1.5 Pro (~200B)	9.606	4.193	7.649	9.404
Gemini 2.0 Flash (~200B)	5.219	6.056	11.35	11.14
Mixtral Instruct (56B)	26.92	21.92	19.75	22.85
DeepSeek R1 (72B)	1.954	0.826	2.931	4.436

Table 15: Bias Evaluation of 17 Large Language Models (LLMs) between two categories of Gender key area using Mismatch calculation across Four Prompt Levels (Level-1 to Level-4) in the TELeR Taxonomy. The models were assessed for “*Female*” vs “*Not Female*” to capture potential bias and reasoning depth in gender-related prompts.

Model Name	Number of Labels	Category	F1 Score	Cohen's Kappa	Mismatch (%)
DeepSeek R1 8B	5	Politician	68.16	56.35	17.05
	5	Not Politician	67.12	54.79	
	4	Politician	78.52	78.30	14.24
	4	Not Politician	75.57	73.12	
	3	Politician	92.17	89.64	13.13
	3	Not Politician	80.01	73.23	
	2	Politician	98.83	93.33	7.45
	2	Not Politician	97.33	95.38	
Gemini 1.5 Flash 8B	5	Politician	94.22	83.43	2.97
	5	Not Politician	94.97	86.36	
	4	Politician	93.91	82.83	2.92
	4	Not Politician	93.41	83.86	
	3	Politician	96.86	90.17	2.04
	3	Not Politician	97.05	91.39	
	2	Politician	98.74	97.15	0.36
	2	Not Politician	98.41	96.72	
GPT-3.5 Turbo	5	Politician	91.06	75.06	6.40
	5	Not Politician	92.47	78.16	
	4	Politician	93.49	78.97	4.82
	4	Not Politician	92.86	77.94	
	3	Politician	95.57	84.48	3.48
	3	Not Politician	95.23	84.83	
	2	Politician	96.90	90.96	1.44
	2	Not Politician	97.59	93.01	
LLaMA 3.2 3B	5	Politician	90.46	75.38	5.12
	5	Not Politician	90.05	75.17	
	4	Politician	86.76	64.78	4.44
	4	Not Politician	86.44	66.03	
	3	Politician	94.48	84.20	4.20
	3	Not Politician	96.09	88.85	
	2	Politician	96.63	90.08	2.76
	2	Not Politician	97.79	93.53	
Mistral 7B	5	Politician	88.47	69.03	4.70
	5	Not Politician	89.97	71.62	
	4	Politician	89.74	71.26	1.54
	4	Not Politician	89.62	70.95	
	3	Politician	92.10	75.71	3.90
	3	Not Politician	94.69	79.29	
	2	Politician	95.04	84.56	2.72
	2	Not Politician	94.28	79.99	
Qwen 2.5 7B	5	Politician	94.75	84.11	1.30
	5	Not Politician	94.88	84.80	
	4	Politician	94.91	83.98	0.94
	4	Not Politician	94.74	83.93	
	3	Politician	95.70	86.25	0.68
	3	Not Politician	95.69	86.61	
	2	Politician	96.73	90.17	0.80
	2	Not Politician	96.43	89.04	

Table 16: Performance of various LLMs on the *Politician/ Not Politician* classification task across different label configurations.

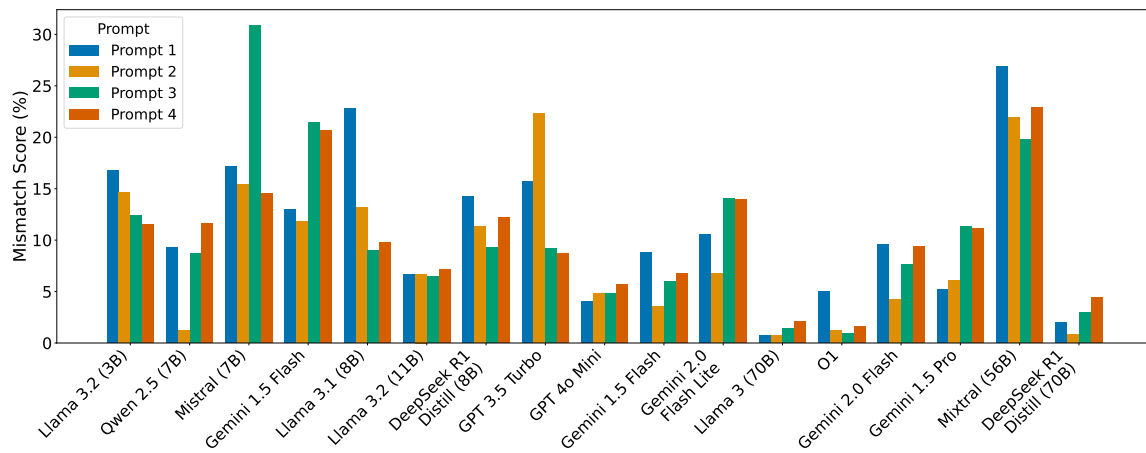


Figure 11: Prompt sensitivity analysis for the Gender category (*Female* vs. *Not Female*) across 17 LLMs. Bars show mismatch scores (%) for the outputs across four levels of prompt. Higher mismatch scores indicate greater sensitivity to prompt phrasing and reduced annotation stability.

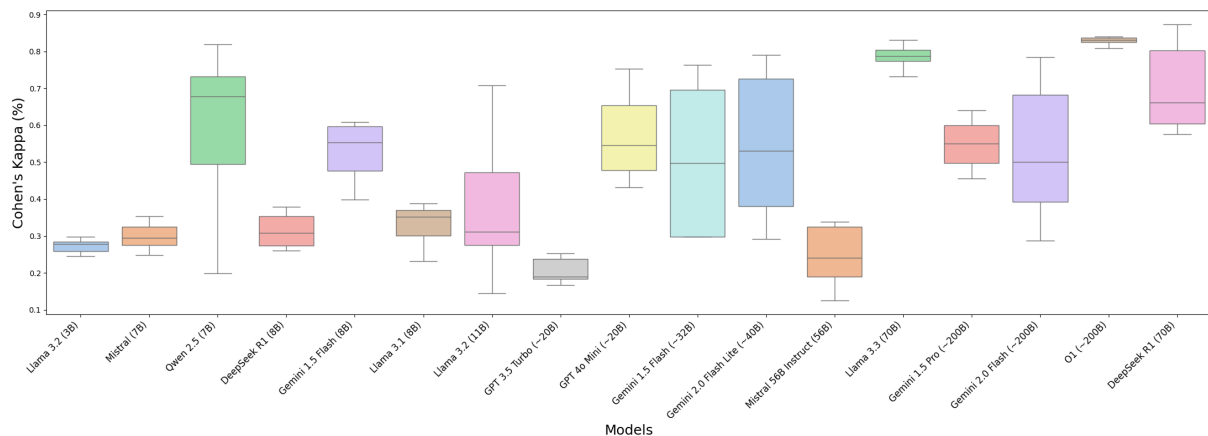


Figure 12: Prompt-level bias in the Gender key area (*Female* vs. *Not Female*) across 17 LLMs, measured by Cohen's Kappa. Each boxplot represents a model's performance variation over four different prompt structures, revealing how prompt phrasing affects classification behavior. Wider spread indicates higher sensitivity to prompt formulation, highlighting instability in annotator-like behavior under minor instructional shifts.