

MultiCW: A Large-Scale Balanced Benchmark Dataset for Training Robust Check-Worthiness Detection Models

Martin Hyben[†], Sebastian Kula^{†♣}, Jan Cegin[†], Jakub Simko[†], Ivan Srba[†], Robert Moro[†]

[†] Kempelen Institute of Intelligent Technologies, Bratislava, Slovakia

[♣] West Pomeranian University of Technology in Szczecin, Szczecin, Poland
{name.surname}@kinit.sk

Abstract

Large Language Models (LLMs) are beginning to reshape how media professionals verify information, yet automated support for detecting check-worthy claims—a key step in the fact-checking process—remains limited. We introduce the Multi-Check-Worthy (MultiCW) dataset, a balanced multilingual benchmark for check-worthy claim detection spanning 16 languages, 7 topical domains, and 2 writing styles. It consists of 123,722 samples, evenly distributed between noisy (informal) and structured (formal) texts, with balanced representation of check-worthy and non-check-worthy classes across all languages. To probe robustness, we also introduce an equally balanced out-of-distribution evaluation set of 27,761 samples in 4 additional languages. To provide baselines, we benchmark 3 common fine-tuned multilingual transformers against a diverse set of 15 commercial and open LLMs under zero-shot settings. Our findings show that fine-tuned models consistently outperform zero-shot LLMs on claim classification and show strong out-of-distribution generalization across languages, domains, and styles. MultiCW provides a rigorous multilingual resource for advancing automated fact-checking and enables systematic comparisons between fine-tuned models and cutting-edge LLMs on the check-worthy claim detection task.

1 Introduction

The work of media professionals, such as fact-checkers and journalists, involves processing large volumes of textual information daily to identify key pieces of information (Micallef et al., 2022). This content can originate from diverse sources, ranging from well-structured documents (e.g., news articles, press releases) to highly noisy formats (e.g., social media posts, interview transcripts). A major challenge, apart from the large amount of texts, arises from the linguistic diversity of these sources:

media professionals often encounter content in languages they do not speak, leaving them with no option but to rely on laborious and inefficient translations. In this demanding environment, automated systems that highlight the most relevant and verifiable information can significantly reduce manual effort (Hrckova et al., 2025).

One promising direction is the *automated detection of check-worthy (CW) claims*, defined as information units that are sufficiently important, verifiable, or impactful to warrant further examination (Alam et al., 2021; Srba et al., 2024; Panchendrarajan and Zubiaga, 2024). We follow prior work in defining CW claims as information units that best represent the core informational value of a text and are central to fact-checkers’ workflows (Nakov et al., 2018). However, since the notion of check-worthiness varies across sources, we propose a unified operationalization of its definition, which is discussed in detail in Section 3.

Check-worthy Claim	Non-check-worthy Claim
"The COVID-19 vaccine alters your DNA."	"I feel much better after getting vaccinated."

Table 1: Examples of check-worthy and non-check-worthy claims.

Table 1 illustrates the difference between a check-worthy and a non-check-worthy claim. The CW claim in the table satisfies the criteria for being check-worthy: significance, impact, and (potentially) source reliability. In contrast, the non-CW claim is subjective, trivial, and lacks impact, thereby meeting the criteria for being non-check-worthy.

Despite growing interest in this task, existing datasets for CW detection remain limited: they are often constrained to English (Gupta et al., 2021), to narrow domains (e.g., COVID-19) (Savchev, 2022), or to specific styles such as headlines. These limitations hinder the ability of automated systems

to generalize to multilingual, multi-topic, or user-generated content.

To address these gaps, we introduce *Multi Check-Worthy (MultiCW) dataset*¹, a large-scale multilingual resource designed to benchmark CW detection across languages, topics, and writing styles. MultiCW integrates high-quality claims from multiple sources – existing datasets, additional samples from Wikipedia and translations of English claims from predominantly English datasets. The result is a balanced dataset spanning 16 languages (Table 4), 7 topics (health, politics, environment, science, sport, entertainment, history), and 2 distinct writing styles: noisy text, characterized by informal phrasing, spelling errors, slang, and conversational tone; and structured text, written in a formal tone with clear syntax, proper grammar, and well-organized sentences.

The purpose of MultiCW is to serve as a currently missing benchmark dataset for evaluating solutions to check-worthy claim detection². To this end, we also establish strong baselines by training three multilingual Transformer-based models (Table 6) and by prompting a large variety of open and commercial large language models in zero-shot settings (Table 8). Our experiments demonstrate that fine-tuned models consistently outperform zero-shot LLMs, highlighting both the challenge of the task and the utility of MultiCW as a benchmark.

In addition to in-domain benchmarks, we further evaluate the generalization capabilities of fine-tuned models on a separate out-of-distribution dataset of 27,761 claims in 4 additional languages (Table 5). This experiment provides insights into how well models trained on MultiCW transfer to unseen languages and domains.

2 Related Work

Large Language Models (LLMs) (Brown et al., 2020) have garnered significant attention in recent years. Notable examples such as ChatGPT, Claude, Llama and Mistral have seen widespread adoption, with applications across various domains, including disinformation detection.

Several established approaches, as well as datasets are also focused on detecting check-worthy claims, particularly through fine-tuned language

models. The detection of check-worthy documents and claims is a crucial task that has garnered significant attention from the human fact-checking community, whose expectations regarding the utility of AI-powered tools in facilitating their work have been well-documented in Hrkova et al. (2025). For instance, Gupta et al. (2021) proposed the LESA framework for claim detection, utilizing BERT for semantic feature extraction and BiLSTM for linguistic features. While the model has the advantage of general applicability across different types of online content, its limitation lies in the utilized dataset, which is restricted to English and primarily focused on COVID-19-related data. Sundriyal et al. (2022) developed an approach for identifying claim spans in Twitter posts using DABERT, a variant of RoBERTa. However, this method’s applicability is constrained by the use of data from a single source (Twitter).

Kula and Gregor (2024) presented an extensive study of models for detection of social media posts that contain verifiable factual claims and harmful claims. LLMs such as Alpaca-LoRA, llama-3.1 405b-instruct, and llama-3.1-70b-instruct were tested for verifiable factual claims and harmful claims detection tasks.

Gupta et al. (2022) introduced a benchmark for verifiable claim detection in dialogues, presenting an analysis of three different methods: lexical overlap, Dialogue Natural Language Inference (DNLI), and a combination of both. Their study was also limited to English datasets.

Ni et al. (2024a) introduced a reliable approach to facilitate the annotation of factual claims, harnessing the power of LLMs. This innovative framework offers the different reasoning paths as a method to enhance the accuracy and efficiency of claim annotation, thereby contributing significantly to the field of fact-checking.

Finally, Atanasova et al. (2018); Elsayed et al. (2021); Barrón-Cedeño et al. (2020); Shaar et al. (2021); Nakov et al. (2022); Barrón-Cedeño et al. (2024) have reviewed methods and results from multiple shared tasks, one of which focused on detecting check-worthy claims in tweets. Although the datasets included six languages and focused on COVID-19-related content, most models were trained on single-language datasets, with only a few models trained in a multilingual setting. Notably, mT5, AraBERT, and GPT-3 achieved top results depending on the language and dataset.

We can conclude that while significant progress

¹The dataset is available at: <https://zenodo.org/records/17482958>

²A repository with the full code, preprocessing scripts, and dataset reconstruction pipeline (including splits) is available at <https://github.com/kinit-sk/MultiCW>

has been made in check-worthy claim detection, many of these efforts are constrained by the use of limited data sources (e.g., COVID-19-related content, single platforms such as Twitter) and language (primarily English). Our study seeks to mitigate the limitations of the current methods and contribute to the development of more comprehensive solutions.

3 Check-Worthiness Definition

The notion of what constitutes a check-worthy (CW) claim is not always clear-cut. Rather than a strict binary distinction, check-worthiness can be seen as a continuum: some claims are highly significant, others moderately significant, while many are trivial and thus not check-worthy. However, for the purposes of consistent annotation and dataset construction, we adopt a practical binary definition based on prior work (Aarnes et al., 2024; Ni et al., 2024b; Alam et al., 2021) and our own criteria.

Check-Worthy Claims. We consider a claim to be check-worthy if it meets one or more of the following criteria:

1. **Significance:** The claim carries implications for public policy, health, safety, or societal well-being. *Example:* “A new variant of COVID-19 has been detected in Europe.”
2. **Controversy:** The claim is disputed or likely to spark public or expert debate. *Example:* “Global warming is a hoax.”
3. **Impact:** The claim can influence public opinion, shape decisions, or alter behavior. *Example:* “The government has cut taxes for low-income households.”
4. **Source Reliability:** The claim originates from a public figure, authority, or institution with wide influence. *Example:* “The President announced new sanctions.”

Non-Check-Worthy Claims. Conversely, a claim is generally considered non-check-worthy if it falls into at least one of the following categories:

1. **Subjectivity:** Purely subjective statements of opinion or taste. *Example:* “Chocolate ice cream is the best flavor.”
2. **Triviality:** Inconsequential claims without broader implications. *Example:* “It rained in Paris yesterday.”
3. **Common Knowledge:** Widely accepted facts that do not introduce new or contested information. *Example:* “The Earth orbits the Sun.”
4. **Lack of Impact:** Claims with minimal influence or negligible consequences if false.

Example: “The shop on 5th Street closes at 9 PM.”

This working definition guided our dataset construction and annotation, ensuring consistent labeling of check-worthy and non-check-worthy claims across languages, topics, and styles.

4 MultiCW Dataset Construction

The MultiCW dataset is not a simple aggregation of prior resources, but a carefully curated collection designed to support robust multilingual CW detection. We integrate several existing datasets, the most prominent include: (i) CLEF-2022 (Nakov et al., 2022) and CLEF-2023 (Alam et al., 2023), which provide noisy claims with binary annotations across six languages; (ii) MultiClaim (Pikuliak et al., 2023) and its extended version MultiClaim v2³, which contribute structured fact-checking articles (check-worthy by definition) and social media claims in 39 languages; and (iii) Ru22Fact (Zeng et al., 2024), a multilingual fact-checking dataset on the Russia-Ukraine conflict in 2022.

Beyond merging these resources, we perform several steps to ensure balance and coverage. First, we harmonize the data across *writing styles* (structured, noisy) and *labels* (check-worthy vs. non-check-worthy). Next, we address under-represented languages and classes through targeted translations. Finally, we partition the dataset into an *in-distribution* subset spanning 16 languages and an *out-of-distribution* (OOD) subset covering 4 additional languages, enabling controlled evaluation of multilingual generalization.

A detailed description of each source dataset and the harmonization process is provided in the following subsections and in Appendix A.

4.1 Balancing Strategy

A key contribution of MultiCW is its careful balancing across **languages**, **writing styles**, and **classes**. The original datasets are highly skewed (e.g., Spanish dominates CLEF-2022 and CLEF-2023, English dominates MultiClaim), with class imbalances of up to 75% non-check-worthy claims. Moreover, they do not provide any structured non-check-worthy samples. Table 2 and Table 3 provide statistics on number of samples before balancing for the in-distribution and the out-of-distribution parts respectively.

³<https://zenodo.org/records/15413169>

Language	Noisy (class 0)	Noisy (class 1)	Structured (class 1)
ar	5895	7084	21152
bg	2118	845	329
bn	0	1953	4118
cs	0	568	14559
de	0	3839	7673
en	20374	47395	152702
es	16402	24959	25733
fr	0	4980	6404
hi	0	5793	11040
pl	0	2487	8803
pt	0	5912	21512
ru	0	1149	5628
sk	0	504	20456
tr	3007	4660	12828
uk	0	29	3601
zh	0	559	3862

Table 2: Statistics for the *in-distribution* part of the *unbalanced* MultiCW dataset.

Language	Noisy (class 0)	Noisy (class 1)	Structured (class 1)
it	0	1482	3021
mk	0	1385	1123
my	0	1340	1297
nl	1090	1910	1227

Table 3: Statistics for the *out-of-distribution* part of the *unbalanced* MultiCW dataset.

Language	Noisy (class 0)	Noisy (class 1)	Structured (class 0)	Structured (class 1)
ar	2000	1993	2000	2000
bg	2000	1993	1093	1093
bn	1964	1953	2000	2000
cs	1961	1992	2000	2000
de	1959	2000	2000	2000
en	2000	2000	2000	2000
es	2000	1997	2000	2000
fr	1962	2000	2000	2000
hi	1968	2000	2000	2000
pl	1963	2000	2000	2000
pt	1961	2000	2000	2000
ru	1969	1997	2000	2000
sk	1962	1986	2000	2000
tr	2000	1898	2000	2000
uk	1956	1986	2000	2000
zh	1960	1984	2000	2000

Table 4: Statistics for the *in-distribution* part of the *balanced* MultiCW dataset.

Language	Noisy (class 0)	Noisy (class 1)	Structured (class 0)	Structured (class 1)
it	2000	1482	2000	2000
mk	1999	1385	1123	1123
my	1999	1340	1297	1297
nl	1999	1910	1227	1227

Table 5: Statistics for the *out-of-distribution* part of the *balanced* MultiCW dataset.

To address this high imbalance, we applied a two-step balancing strategy:

- **Writing style balance:** We first separated the data from the source datasets into two subsets based on the writing style: *structured* and *noisy*, taking into account the origin of the data (i.e., fact-checking articles were considered to be in structured writing style).
- **Class and language balance:** Within each writing-style subset, we enforced an equal number of check-worthy and non-check-worthy claims for each language. Over-represented languages were downsampled to 2000 samples, and under-represented ones were supplemented through translation-based and wikipedia sampling augmentation. To maintain the writing style of the augmented samples, we take into account the original annotations provided by the authors (i.e., the LESA dataset).

To enrich under-represented languages and domains, we applied two augmentation techniques:

- **Translation:** For the noisy subset, we translated noisy and semi-noisy claims from

the English-only LESA dataset into under-represented languages using a cloud-based MT system (DeepTranslate (Baccouri, 2023)). For OOD dataset we translated the claims from ClaimBuster dataset (Arslan et al., 2020). Prior to translation, the samples were filtered using the Gemma3 4B model to remove instances without valid claims. Gemma3 was selected due to its multilingual coverage and lightweight architecture, which ensured efficient processing. In addition, we translated all samples in the dataset into English to provide the original English samples as well as the cross-lingual consistency.

- **Wikipedia sampling:** To address the heavy imbalances in the *structured* subset (specifically the MultiClaim dataset) with respect to both class distribution and language coverage, we extracted named entities from the unbalanced dataset using the GLiNER model (Zaratiana et al., 2023) and retrieved the corresponding Wikipedia pages. The resulting sentences were included exclusively as non-check worthy as Wikipedia is considered a common knowledge. The extracted entity topics were also preserved in the dataset meta-

data. While natural class imbalance is realistic for deployment, a benchmark’s purpose is standardized, controlled evaluation. Thus, balancing the dataset is a deliberate and justified design choice to isolate model performance rather than reflect the incidental statistics of the source corpora.

Each data sample was labeled by its origin (*manual*, *translated*, *wikipedia*) to maintain transparency.

4.2 Quality Control

To ensure quality, we applied multiple filtering steps: (i) removal of duplicates and empty strings, (ii) filtering of claims exceeding 5000 characters or containing no alphabetic characters, and (iii) manual spot-checks of a random subset. This process eliminated noise while preserving diversity.

We evaluated translations for three high-resource (English, German, French) and three low-resource languages (Czech, Slovak, Polish), covering both structured and noisy texts.

Structured texts were translated with high fidelity across all languages. Errors were rare and mainly caused by overly literal translations that altered meaning (e.g., translating “delete coronavirus” instead of the intended “release coronavirus”). For low-resource languages, 13/150 translations contained issues, primarily literal/contextual errors, along with 2 incorrect name translations and 3 cases of missing words. High-resource languages showed fewer issues (9/150), following the same pattern, with 1 incorrect name translation and 3 missing-word cases.

Noisy texts posed greater challenges due to slang, abbreviations, informal language, and named entities (e.g., translating “Judas Priest” literally instead of as a band name). As many noisy samples were non-English, we evaluated translations in both directions. Low-resource languages exhibited 32/150 problematic translations, dominated by literal/contextual errors, with occasional incorrect name translations, missing words, and mis-translated abbreviations. High-resource languages showed fewer issues (17/150), including similar error types and a small number of partially missing translations.

Overall, structured texts translated reliably across languages, while noisy texts, especially in low-resource settings, were more susceptible to literal translations, entity handling errors, and omis-

sions. Nevertheless, these inaccuracies did not significantly impact the CW claim detection task or dataset quality.

4.3 Dataset Statistics

The final MultiCW dataset contains 123,722 claims spanning 16 languages, 7 topics, and 2 writing styles. Table 4 presents the per-language and per-class distribution of this balanced dataset. In addition, we construct an out-of-distribution (OOD) evaluation set with 27,761 samples covering 4 other languages, with source datasets and balancing process similar to that of MultiCW. The 4 other languages were obtained by lowering initial threshold for minimal number of samples per language and class included in the unbalanced pool from 1500 for the MultiCW dataset to 1000 for OOD dataset. The OOD set serves as a generalization test by introducing new languages and altered topic distributions that were not seen during training. Table 5 summarizes its per-language and per-class distribution. Taken together, the two datasets comprise over 150k samples across 20 languages, balanced along writing style, and binary class labels. Unlike prior datasets, MultiCW is deliberately balanced across all three axes, enabling more robust evaluation of multilingual models. Dataset samples are almost equally distributed across languages, ranging from 5% (Bengali) to 6.5% (English) (see Figure 8 in Appendix A).

The dataset is divided into train, development, and test splits with the following ratio: 70:15:15, which constitute the split sizes of 86,185 training samples, 18,387 validation samples, and 18,444 test samples. All splits are balanced across classes, languages, and writing styles. The separate out-of-distribution split containing 4 independent languages is of a similar size to the test set and contains 27,761 samples, allowing us to evaluate model robustness across different input conditions in a similar configuration as for in-domain experiments.

While strict topic balancing was not enforced, due to incomplete topic annotations in the source datasets, we conducted automatic topic detection over the final dataset using the Llama3:4B model. Topics were classified into seven predefined domains using the prompt described in Appendix 16. Figures 1 and 2 present the resulting topic distributions. Consistent with the underlying source data, health (predominantly COVID-19-related) and political content constitute the majority of instances in both datasets, reflecting the domains most fre-

quently targeted by professional fact-checking organizations. Importantly, the in-distribution and OOD datasets exhibit broadly comparable topic proportions, ensuring that out-of-distribution evaluation primarily probes linguistic generalization rather than domain shift. Detailed per-language topic statistics are provided in Appendix C.

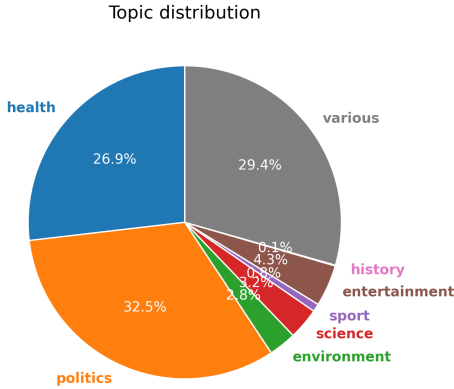


Figure 1: Topic distribution of the MultiCW dataset.

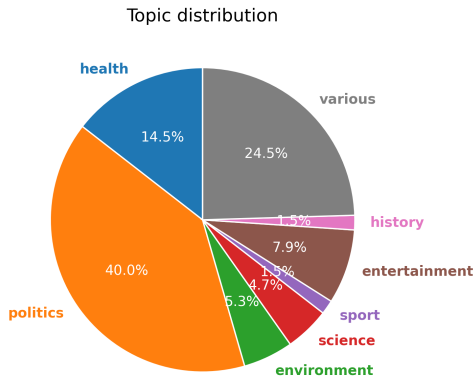


Figure 2: Topic distribution of the OOD dataset.

5 Experimental Setup

5.1 Fine-Tuned Transformer Models

We use three multilingual Transformer models, each fine-tuned for five epochs on the MultiCW training set:

- **XLM-R (base)** (Conneau et al., 2020), a transformer pre-trained on 100 languages.
- **mDeBERTa-v3 (base)** (He et al., 2021), a multilingual version of DeBERTa optimized with disentangled attention.
- **LESA** (Gupta et al., 2021), a model based on the Linguistic Encapsulation and Semantic Amalgamation (LESA) architecture, origi-

nally introduced for claim detection in noisy and heterogeneous text.

Training Stability To ensure reproducibility and assess result stability, we trained each model three times with different random seeds. All other hyperparameters, data splits, and training conditions remained identical across runs. We report mean performance with standard deviations throughout our results. The training configuration of the fine-tuning process is described in detail in Appendix E.

5.2 Zero-shot LLMs

For comparison, we also evaluate a range of LLMs in a **zero-shot classification** setting, without task-specific fine-tuning. More specifically, we include 15 LLMs from 6 model families (Claude 3.x, GPT-4.1/GPT-o, Llama 3.x, Mistral, Qwen2.5, Nemotron-4). Each model received the same test inputs, framed via carefully designed prompts. We extracted binary decisions (*claim* vs. *non-claim*) from the models’ natural language responses using simple post-processing rules. If the response was ambiguous, a fallback clarification prompt was issued to enforce a strict Yes/No output.

We designed and tested 6 prompt variants (see Appendix B for more details), differing in reasoning style and explicitness of instructions, from which we selected two for in-depth evaluation. The prompts were developed through a multi-step process, integrating guidelines (Alam et al., 2021), LLM, and manual refinement. Initially, an LLM (specifically, Llama 3.1 405B) was used to generate a CoT (Chain-of-Thoughts) prompt based on the provided CLEF annotation guidelines. Subsequently, the prompt was manually adjusted to optimize its effectiveness. To select the most suitable **CoT prompt** from five alternatives, a small-scale pilot study was conducted, and the prompt that obtained the best results was chosen for further analysis. Additionally, the **GA (Guided Answer) prompt** was included in the comprehensive analysis, to investigate the capabilities of various LLMs when processing simple versus complex prompts, providing a more comprehensive understanding of their performance.

These prompt variants allow us to explore how different reasoning scaffolds influence LLM behavior. In all cases, models were constrained to return a minimal binary answer, ensuring comparability with supervised baselines.

5.3 Evaluation Protocol

We report results on the MultiCW test set using following metrics: **accuracy**, **precision macro** and **recall macro**. Evaluations are conducted on:

1. **Overall test set** (all samples).
2. **Noisy subset** (user-generated, less structured content).
3. **Structured subset** (well-formed text such as news articles).

This setup provides a clearer picture of model robustness by combining overall correctness (accuracy) with a fair evaluation across all classes (macro precision/recall), enabling us to assess whether fine-tuned models generalize across heterogeneous text sources as well as compare them with the performance of zero-shot LLMs.

6 Results

We evaluate the performance of fine-tuned Transformer models (XLM-R, mDeBERTa, and LESA) on the MultiCW dataset and compare them against LLMs in a zero-shot setting.

6.1 Fine-Tuned Transformer Models

Table 6 presents the results for XLM-R, mDeBERTa, and LESA. All three models achieve competitive performance, although their relative strengths vary by writing style.

Metric	XLM-R	mDeBERTa	LESA
Overall			
Accuracy	0.918	0.923	0.79
Precision (macro)	0.920	0.924	0.80
Recall (macro)	0.918	0.923	0.79
Noisy			
Accuracy	0.872	0.875	0.70
Precision (macro)	0.875	0.877	0.72
Recall (macro)	0.872	0.875	0.70
Structured			
Accuracy	0.966	0.972	0.88
Precision (macro)	0.967	0.973	0.88
Recall (macro)	0.966	0.972	0.88

Table 6: Performance of fine-tuned Transformer models on the MultiCW test set (mean over 3 runs; all standard deviations ≤ 0.00). Accuracy, macro precision, and macro recall are reported overall and by writing style.

Observations. XLM-R and mDeBERTa achieve strong overall accuracy (92%), with mDeBERTa slightly ahead. LESA, despite being an earlier architecture, still generalizes across languages with 79% accuracy, reflecting its effectiveness in combining semantic and syntactic features.

Performance differences are pronounced between writing styles. XLM-R and mDeBERTa

exceed 97% on structured claims but drop to 87–88% on noisy ones. LESA follows the same trend but with a sharper decline: 88% on structured versus only 70% on noisy claims. This confirms that LESA struggles more with short, informal, or fragmented inputs, whereas modern Transformer backbones handle style variation more robustly.

Across all models, errors tend to be false negatives on noisy claims with implicit or sarcastic language, and false positives on structured claims reporting trivial factual statements. LESA, in particular, is more prone to misclassifying noisy text, highlighting the challenges of adapting linguistic-feature-based architectures to highly informal content.

To verify result stability, we trained each model three times with different random seeds. Standard deviations across runs were consistently low. On the noisy data of the dataset, XLM-R and mDeBERTa show standard deviations of ($\sigma = 0.0016$) and ($\sigma = 0.00262$), respectively, indicating highly stable training. On the structured data, standard deviations were ($\sigma = 0.0016$) and ($\sigma = 0$), respectively. These small deviations confirm that performance differences between models are robust. Full per-language variance statistics are available in our repository.

6.2 Out-of-Domain Evaluation

To assess robustness beyond the original distribution, we evaluated all fine-tuned models on the MultiCW out-of-domain (OOD) set. Results are summarized in Table 7.

Metric	XLM-R	mDeBERTa	LESA
Overall			
Accuracy	0.813	0.866	0.73
Precision (macro)	0.822	0.866	0.75
Recall (macro)	0.827	0.875	0.75
Noisy			
Accuracy	0.734	0.830	0.65
Precision (macro)	0.759	0.836	0.69
Recall (macro)	0.753	0.841	0.67
Structured			
Accuracy	0.895	0.902	0.82
Precision (macro)	0.892	0.899	0.82
Recall (macro)	0.903	0.911	0.83

Table 7: Out-of-distribution evaluation of models fine-tuned on MultiCW. Accuracy, macro precision, and macro recall are reported overall and by writing style.

Observations. Both XLM-R and mDeBERTa maintain accuracy of around 81-87% in unseen languages and domains, confirming that pretrained multilingual Transformers adapt well when fine-

tuned on diverse claim detection data. Their performance degradation relative to in-domain evaluation is modest (5–9 points).

LESA, while still able to transfer, exhibits a more pronounced accuracy drop (to 73%). Detailed metrics show recall remains relatively high (detecting most claims), but precision suffers, reflecting difficulties in filtering out non-claims in heterogeneous and stylistically diverse text. This is consistent with LESA’s reliance on manually crafted syntactic and semantic features, which are less stable under cross-domain shifts.

6.3 Comparison with LLMs

Beyond fine-tuned Transformers, we evaluated a range of open and commercial LLMs in a zero-shot setting. Table 8 summarizes their performance on the MultiCW test split containing both noisy and structured part.

Model	Accuracy	Precision macro	Recall macro
Claude 3.5 Haiku (CoT)	0.75	0.76	0.75
Claude 3.7 Sonnet (CoT)	0.72	0.76	0.72
GPT-4.1 (CoT)	0.65	0.71	0.65
GPT-4.1 Mini (CoT)	0.65	0.69	0.65
GPT-4o (CoT)	0.69	0.72	0.69
GPT-4o Mini (CoT)	0.69	0.71	0.69
Llama 3.1 70B (CoT)	0.74	0.74	0.74
Llama 3.1 8B (CoT)	0.69	0.71	0.69
Llama 3.2 1B (CoT)	0.53	0.53	0.53
Llama 3.2 3B (CoT)	0.52	0.53	0.52
Llama 3.3 70B (CoT)	0.71	0.75	0.71
Mistral Large 123B (CoT)	0.69	0.70	0.69
Mistral Nemo 12B (CoT)	0.66	0.66	0.66
Qwen2.5 72B (CoT)	0.70	0.73	0.70
Nemotron-4 340B (CoT)	0.79	0.80	0.79
Claude 3.5 Haiku (GA)	0.59	0.59	0.59
Claude 3.7 Sonnet (GA)	0.61	0.64	0.61
GPT-4.1 (GA)	0.73	0.73	0.73
GPT-4.1 Mini (GA)	0.68	0.68	0.68
GPT-4o (GA)	0.72	0.75	0.72
GPT-4o Mini (GA)	0.76	0.76	0.76
Llama 3.1 70B (GA)	0.65	0.65	0.65
Llama 3.1 8B (GA)	0.62	0.63	0.62
Llama 3.2 1B (GA)	0.48	0.45	0.48
Llama 3.2 3B (GA)	0.52	0.62	0.52
Llama 3.3 70B (GA)	0.67	0.69	0.67
Mistral Large 123B (GA)	0.64	0.67	0.64
Mistral Nemo 12B (GA)	0.65	0.65	0.65
Qwen2.5 72B (GA)	0.69	0.70	0.69
Nemotron-4 340B (GA)	0.72	0.73	0.72

Table 8: Zero-shot performance of large language models on the MultiCW test set. The top 3 best results are highlighted in bold.

Observations. The results show that the best-performing LLM is **Nemotron-4 340B (CoT)**, achieving the highest accuracy at 79%, followed

by **Claude 3.5 Haiku (CoT)** at 75% and **Llama 3.1 70B (CoT)** at 74%. Other strong contenders include Claude 3.7 Sonnet (CoT) at 72% and GPT-4.1 (GA) at 73%. Interestingly, CoT prompting shows inconsistent effects across models: while it significantly improves performance for some models (e.g., Claude 3.5 Haiku from 59% (GA) to 75% (CoT)), others perform better without it (e.g., GPT-4.1 drops from 73% to 65% with CoT). In contrast, smaller models such as Llama 3.2 1B and 3B perform poorly, with accuracy levels around 48–53%. In the table 8, “CoT” refers to the *CoT_CLEF_on_Q* prompt, which was selected as the best-performing prompt.

Overall, fine-tuned Transformers still outperform LLMs on in-domain test data (92% for XLM-R and mDeBERTa, 79% for LESA, see Table 6). However, the strongest LLMs are now able to close much of the gap, especially on structured claims, with Nemotron (CoT) and Claude 3.5 Haiku (CoT) showing competitive performance. This suggests that hybrid strategies (e.g., few-shot prompting combined with style normalization) could further boost zero-shot performance and reduce reliance on fine-tuning. This is also in line with results on other tasks presented in related works, e.g., in (Pecher et al., 2025).

6.4 Per-Language Performance

Detailed per-language results for all fine-tuned models and the top-performing LLMs are provided in Appendix D. We observe substantial variation across languages, with accuracy differences exceeding 20 percentage points in some cases.

Observations. Fine-tuned transformers perform best on Western European languages (Portuguese, French, German: 96–98% accuracy) and struggle most with Arabic (80–81%) and slightly with Slavic and Central European languages (90–95%). This pattern reflects structural differences in how claims are expressed across languages.

LLMs show a different distribution of strengths: while they also excel on major European languages, their performance on languages like Bengali and Hindi is more competitive with fine-tuned models than expected, suggesting better cross-lingual transfer in zero-shot settings. However, LLMs show high variability, but with all LLMs struggling with Bulgarian and Arabic.

These language-specific patterns highlight the importance of evaluating multilingual claim detec-

tion systems across diverse linguistic typologies, not just high-resource languages. Full results are presented in Tables 18 and 19.

7 Discussion

Value of the MultiCW Dataset. The construction of the MultiCW dataset proved central to the experimental analysis. By balancing languages, classes, and writing styles, we ensured that models were not biased towards particular conditions. The inclusion of both *noisy* (social-media like) and *structured* (encyclopedic and news-like) subsets enabled systematic evaluation of cross-style robustness. Results consistently confirmed that noisy text is the most challenging condition, highlighting the importance of datasets that reflect the heterogeneous nature of real-world claims.

Performance of Fine-Tuned Transformers. Fine-tuned multilingual Transformers achieved the strongest results overall. Both **XLM-R** and **mDeBERTa** reached accuracies close to 92%, with balanced precision and recall across classes. Their robustness across languages and styles demonstrates the benefit of large-scale multilingual pretraining. **LESA**, while conceptually appealing due to its integration of syntactic and semantic representations, underperformed compared to modern Transformer baselines, particularly on noisy text.

Comparison with LLMs. Large language models evaluated in zero-shot settings achieved solid but consistently lower performance than fine-tuned models. The best-performing LLMs, such as **Nemotron-4 340B (CoT)** and **Claude 3.5 Haiku (CoT)**, reached accuracies around 75–79%, trailing behind the fine-tuned Transformers by 13–17 points. Smaller LLMs (e.g., Llama 3.2 1B/3B) performed significantly worse, often dropping below 55% accuracy.

These results highlight two key observations:

1. **Task-specific fine-tuning remains crucial:** Even relatively small Transformers, once adapted to the dataset, outperform powerful LLMs operating in a zero-shot setting.
2. **Prompting format:** Among the six prompt designs, structured Chain-of-Thought (CoT) prompts (especially CoT_CLEF_N) achieved the highest accuracy, outperforming both minimal prompts and alternative designs. This shows that explicitly guiding LLMs through intermediate reasoning steps is particularly ef-

fective for CW detection, where alignment with evidence-based criteria is critical.

Generalization to New Languages. Evaluation on an extended multilingual set confirmed that fine-tuned models, especially XLM-R and mDeBERTa, generalize well to unseen languages. This underscores the advantage of Transformer-based pretraining on large multilingual corpora, while also suggesting that linguistically informed models may require additional adaptation to maintain performance across highly diverse settings.

8 Conclusion

In this work, we introduced the **MultiCW dataset**, a large-scale multilingual resource for claim detection, balanced across languages, classes, and writing styles and we provided baseline results of the most common Transformer models. By incorporating both *noisy* and *structured* subsets, the dataset enabled a systematic investigation of model robustness under heterogeneous conditions.

Our experiments demonstrated that **fine-tuned multilingual Transformers**, specifically XLM-R and mDeBERTa, achieve the strongest performance, reaching accuracies of 92% across the test set. **LESA**, a linguistically informed architecture, performed competitively on structured inputs but lagged behind on noisy data.

In contrast, **large language models** evaluated in a zero-shot setting underperformed relative to fine-tuned Transformers, with best-case accuracies around 75–79%. Nevertheless, carefully designed CoT prompts improved their effectiveness, suggesting that prompt engineering and utilization of in-context learning or instruction tuning (with PEFTs like LoRA) can partially bridge the gap. Extended multilingual evaluation confirmed the stability of fine-tuned Transformers, with only minor accuracy drops on unseen languages.

Overall, our findings highlight that task-specific fine-tuning remains crucial for robust claim detection, and LLMs, while not yet competitive in zero-shot claim detection, hold promise to improve in the future through more advanced prompting strategies and targeted fine-tuning.

Future research should explore hybrid systems that combine the precision of fine-tuned models with the adaptability of LLMs, as well as investigate more advanced multilingual alignment and domain adaptation strategies to further enhance robustness in real-world fact-checking applications.

Acknowledgement

This work was partially supported by the European Union under the Horizon Europe projects: *vera.ai* (GA No. 101070093), and by *AI-CODE* (GA No. 101135437); and by EU NextGenerationEU through the Recovery and Resilience Plan for Slovakia under the project No. 09I01-03-V04-00006.

Limitations

The MultiCW dataset and benchmarks establish a solid foundation for research in multilingual check-worthiness detection, yet several limitations remain.

First, although MultiCW covers 16 languages, seven domains, and two styles, it is not exhaustive—many African/Indigenous languages and domains such as finance or law remain underrepresented. For low-resource languages we used machine translation to fill the gaps; this can introduce subtle biases compared with naturally authored text. After creation we performed several checks—native-speaker spot-checks, automated bias tests, and consistency audits—to confirm that any residual bias is minimal relative to the broader coverage achieved.

Second, our definition of check-worthiness follows a binary framing (*check-worthy* vs. *non-check-worthy*). Our dataset does not yet capture a graded notion, which could provide richer supervision for real-world fact-checking systems.

Third, while we balance between *noisy* and *structured* styles, other forms of variation remain unexplored. For example, code-switching, dialectal variation, and multimodal inputs (e.g., text paired with images) are increasingly common in misinformation but are not represented in MultiCW. This limits the generalization of models trained solely on our dataset.

Finally, our experiments focus on Transformer-based models (XLM-R, mDeBERTa, LESA) and a set of LLMs in zero-shot settings. We do not explore fine-tuning of LLMs, few-shot prompting, or hybrid retrieval-based approaches, all of which could further close the gap between supervised and zero-shot performance.

Ethical Considerations

We have performed a thorough ethical assessment of all aspects of our work (data, processes, model), using an extended ethics checklist. Regarding the

created MultiCW dataset published with this work, we partially republish already existing datasets. However, we use them in accordance with their intended purposes and licenses. Also, the republished portions maintain the same access restrictions as the original datasets through our Zenodo repository. Additionally, our GitHub repository provides the tools and mechanisms to process the original datasets into the format used in our work, enabling replication of our results.

Regarding the development of robust check-worthy claim detection models, there is a potential concern that the AI models, if not transparently communicated, may generate uncertainty about their capabilities, leading to over-reliance on their use. Establishing mechanisms for auditability, technical robustness, and safety poses a significant challenge but is crucial to prevent unintended consequences.

References

- Peter Røysland Aarnes, Vinay Setty, and Petra Galuščáková. 2024. [Iai group at checkthat! 2024: Transformer models and data augmentation for check-worthy claim detection](#). *Preprint*, arXiv:2408.01118.
- Firoj Alam, Alberto Barrón-Cedeño, Gullal S. Cheema, Sherzod Hakimov, Maram Hasanain, Chengkai Li, Rubén Míguez, Hamdy Mubarak, Gautam Kishore Shahi, Wajdi Zaghoulani, and Preslav Nakov. 2023. Overview of the CLEF-2023 CheckThat! lab task 1 on check-worthiness in multimodal and multi-genre content. In *Working Notes of CLEF 2023—Conference and Labs of the Evaluation Forum*, CLEF '2023, Thessaloniki, Greece.
- Firoj Alam, Shaden Shaar, Fahim Dalvi, Hassan Sajjad, Alex Nikolov, Hamdy Mubarak, Giovanni Da San Martino, Ahmed Abdelali, Nadir Durrani, Kareem Darwish, Abdulaziz Al-Homaid, Wajdi Zaghoulani, Tommaso Caselli, Gijs Danoe, Friso Stolk, Britt Bruntink, and Preslav Nakov. 2021. [Fighting the COVID-19 infodemic: Modeling the perspective of journalists, fact-checkers, social media platforms, policy makers, and the society](#). In *Findings of the Association for Computational Linguistics: EMNLP 2021*, pages 611–649, Punta Cana, Dominican Republic. Association for Computational Linguistics.
- Fatma Arslan, Naeemul Hassan, Chengkai Li, and Mark Tremayne. 2020. [Claimbuster: A benchmark dataset of check-worthy factual claims](#).
- Pepa Atanasova, Alberto Barron-Cedeno, Tamer Elsayed, Reem Suwaileh, Wajdi Zaghoulani, Spas Kyuchukov, Giovanni Da San Martino, and Preslav Nakov. 2018. [Overview of the clef-2018 checkthat!](#)

- lab on automatic identification and verification of political claims. task 1: Check-worthiness. *Preprint*, arXiv:1808.05542.
- Nidhal Baccouri. 2023. *deep-translator*. Accessed: 2025-09-24.
- Alberto Barrón-Cedeño, Tamer Elsayed, Preslav Nakov, Giovanni Da San Martino, Maram Hasanain, Reem Suwaileh, Fatima Haouari, Nikolay Babulkov, Bayan Hamdan, Alex Nikolov, Shaden Shaar, and Zien Sheikh Ali. 2020. *Overview of checkthat! 2020: Automatic identification and verification of claims in social media*. In *Experimental IR Meets Multilinguality, Multimodality, and Interaction: 11th International Conference of the CLEF Association, CLEF 2020, Thessaloniki, Greece, September 22–25, 2020, Proceedings*, page 215–236, Berlin, Heidelberg, Springer-Verlag.
- Alberto Barrón-Cedeño, Firoj Alam, Andrea Galassi, Giovanni Da San Martino, Preslav Nakov, , Tamer Elsayed, Dilshod Azizov, Tommaso Caselli, Gullal S. Cheema, Fatima Haouari, Maram Hasanain, Mucahid Kutlu, Chengkai Li, Federico Ruggeri, Julia Maria Struß, and Wajdi Zaghouni. 2023. Overview of the CLEF–2023 CheckThat! Lab checkworthiness, subjectivity, political bias, factuality, and authority of news articles and their source. In *Experimental IR Meets Multilinguality, Multimodality, and Interaction. Proceedings of the Fourteenth International Conference of the CLEF Association (CLEF 2023)*.
- Alberto Barrón-Cedeño, Firoj Alam, Julia Maria Struß, Preslav Nakov, Tanmoy Chakraborty, Tamer Elsayed, Piotr Przybyła, Tommaso Caselli, Giovanni Da San Martino, Fatima Haouari, Maram Hasanain, Chengkai Li, Jakub Piskorski, Federico Ruggeri, Xingyi Song, and Reem Suwaileh. 2024. Overview of the clef-2024 checkthat! lab: Check-worthiness, subjectivity, persuasion, roles, authorities, and adversarial robustness. In *Experimental IR Meets Multilinguality, Multimodality, and Interaction*, pages 28–52, Cham. Springer Nature Switzerland.
- Tom B. Brown, Benjamin Mann, Nick Ryder, Melanie Subbiah, Jared Kaplan, Prafulla Dhariwal, Arvind Neelakantan, Pranav Shyam, Girish Sastry, Amanda Askell, Sandhini Agarwal, Ariel Herbert-Voss, Gretchen Krueger, Tom Henighan, Rewon Child, Aditya Ramesh, Daniel M. Ziegler, Jeffrey Wu, Clemens Winter, Christopher Hesse, Mark Chen, Eric Sigler, Mateusz Litwin, Scott Gray, Benjamin Chess, Jack Clark, Christopher Berner, Sam McCandlish, Alec Radford, Ilya Sutskever, and Dario Amodei. 2020. *Language models are few-shot learners*. *Preprint*, arXiv:2005.14165.
- Alexis Conneau, Kartikay Khandelwal, Naman Goyal, Vishrav Chaudhary, Guillaume Wenzek, Francisco Guzmán, Edouard Grave, Myle Ott, Luke Zettlemoyer, and Veselin Stoyanov. 2020. *Unsupervised cross-lingual representation learning at scale*. *Preprint*, arXiv:1911.02116.
- Tamer Elsayed, Preslav Nakov, Alberto Barrón-Cedeño, Maram Hasanain, Reem Suwaileh, Giovanni Da San Martino, and Pepa Atanasova. 2021. *Overview of the clef-2019 checkthat!: Automatic identification and verification of claims*. *Preprint*, arXiv:2109.15118.
- Prakhar Gupta, Chien-Sheng Wu, Wenhao Liu, and Caiming Xiong. 2022. *Dialfact: A benchmark for fact-checking in dialogue*. In *Proceedings of the 60th Annual Meeting of the Association for Computational Linguistics (Volume 1: Long Papers), ACL 2022, Dublin, Ireland, May 22-27, 2022*, pages 3785–3801. Association for Computational Linguistics.
- Shreya Gupta, Parantak Singh, Megha Sundriyal, Md. Shad Akhtar, and Tanmoy Chakraborty. 2021. *LESA: Linguistic encapsulation and semantic amalgamation based generalised claim detection from on-line content*. In *Proceedings of the 16th Conference of the European Chapter of the Association for Computational Linguistics: Main Volume*, pages 3178–3188, Online. Association for Computational Linguistics.
- Pengcheng He, Xiaodong Liu, Jianfeng Gao, and Weizhu Chen. 2021. *Deberta: Decoding-enhanced bert with disentangled attention*. *Preprint*, arXiv:2006.03654.
- Andrea Hrkova, Robert Moro, Ivan Srba, Jakub Simko, and Maria Bielikova. 2025. *Autonomation, not automation: Activities and needs of european fact-checkers as a basis for designing human-centered ai systems*. *ACM J. Responsib. Comput.* Just Accepted.
- Sebastian Kula and Michal Gregor. 2024. *Multilingual models for check-worthy social media posts detection*. *Preprint*, arXiv:2408.06737.
- Nicholas Micallef, Vivienne Armacost, Nasir Memon, and Sameer Patil. 2022. *True or False: Studying the Work Practices of Professional Fact-Checkers*. *Proceedings of the ACM on Human-Computer Interaction*, 6(CSCW1):127:1–127:44.
- Robert Moro, Ivan Srba, Matúš Pikuliak, Melišek Martin, Juraj Podroužek, Matúš Mesarčík, Natália Slosiarová, Jakub Simko, and Maria Bielikova. 2025. *Multicclaim dataset v2*.
- Preslav Nakov, Alberto Barrón-Cedeño, Tamer Elsayed, Reem Suwaileh, Wajdi Zaghouni, Spas Kyuchukov, Giovanni Da San Martino, and Pepa Atanasova. 2018. *Overview of the CLEF-2018 checkthat! lab on automatic identification and verification of political claims. task 1: Check-worthiness*. *CoRR*, abs/1808.05542.
- Preslav Nakov, Alberto Barrón-Cedeño, Giovanni Da San Martino, Firoj Alam, Rubén Míguez, Tommaso Caselli, Mucahid Kutlu, Wajdi Zaghouni, Chengkai Li, Shaden Shaar, Hamdy Mubarak, Alex Nikolov, and Yavuz Selim Kartal. 2022. *Overview of the CLEF-2022 checkthat! lab task 1 on identifying relevant claims in tweets*. In *Proceedings of the Working Notes of CLEF 2022 - Conference and Labs*

of the Evaluation Forum, Bologna, Italy, September 5th - to - 8th, 2022, volume 3180 of *CEUR Workshop Proceedings*, pages 368–392. CEUR-WS.org.

Jingwei Ni, Minjing Shi, Dominik Stammbach, Mrinmaya Sachan, Elliott Ash, and Markus Leippold. 2024a. [AFaCTA: Assisting the annotation of factual claim detection with reliable LLM annotators](#). In *Proceedings of the 62nd Annual Meeting of the Association for Computational Linguistics (Volume 1: Long Papers)*, pages 1890–1912, Bangkok, Thailand. Association for Computational Linguistics.

Jingwei Ni, Minjing Shi, Dominik Stammbach, Mrinmaya Sachan, Elliott Ash, and Markus Leippold. 2024b. [Afacta: Assisting the annotation of factual claim detection with reliable llm annotators](#). *Preprint*, arXiv:2402.11073.

Rrubaa Panchendrarajan and Arkaitz Zubiaga. 2024. [Claim detection for automated fact-checking: A survey on monolingual, multilingual and cross-lingual research](#). *Natural Language Processing Journal*, 7:100066.

Branislav Pecher, Ivan Srba, and Maria Bielikova. 2025. [Comparing specialised small and general large language models on text classification: 100 labelled samples to achieve break-even performance](#). *Preprint*, arXiv:2402.12819.

Matúš Pikuliak, Ivan Srba, Robert Moro, Timo Hromadka, Timotej Smoleň, Martin Melišek, Ivan Vykopal, Jakub Simko, Juraj Podroužek, and Maria Bielikova. 2023. [Multilingual previously fact-checked claim retrieval](#). In *Proceedings of the 2023 Conference on Empirical Methods in Natural Language Processing*, pages 16477–16500, Singapore. Association for Computational Linguistics.

Aleksandar Savchev. 2022. [Ai rational at checkthat! 2022: Using transformer models for tweet classification](#). In *Proceedings of the Working Notes of CLEF 2022 - Conference and Labs of the Evaluation Forum Bologna, Italy, September 5th to 8th, 2022*, pages 656–659. CEUR-WS.

Shaden Shaar, Maram Hasanain, Bayan Hamdan, Zien Sheikh Ali, Fatima Haouari, Alex Nikolov, Mücahid Kutlu, Yavuz Selim Kartal, Firoj Alam, Giovanni Da San Martino, Alberto Barrón-Cedeño, Rubén Míguez, Javier Beltrán, Tamer Elsayed, and Preslav Nakov. 2021. [Overview of the CLEF-2021 checkthat! lab task 1 on check-worthiness estimation in tweets and political debates](#). In *Proceedings of the Working Notes of CLEF 2021 - Conference and Labs of the Evaluation Forum, Bucharest, Romania, September 21st - to - 24th, 2021*, volume 2936 of *CEUR Workshop Proceedings*, pages 369–392. CEUR-WS.org.

Ivan Srba, Olesya Razuvayevskaya, João A. Leite, Robert Moro, Ipek Baris Schlicht, Sara Tonelli, Francisco Moreno García, Santiago Barrio Lottmann, Denis Teyssou, Valentin Porcellini, Carolina Scarton,

Kalina Bontcheva, and Maria Bielikova. 2024. [A survey on automatic credibility assessment of textual credibility signals in the era of large language models](#). *Preprint*, arXiv:2410.21360.

Megha Sundriyal, Atharva Kulkarni, Vaibhav Pulastya, Md. Shad Akhtar, and Tanmoy Chakraborty. 2022. [Empowering the fact-checkers! automatic identification of claim spans on twitter](#). In *Proceedings of the 2022 Conference on Empirical Methods in Natural Language Processing, EMNLP 2022, Abu Dhabi, United Arab Emirates, December 7-11, 2022*, pages 7701–7715. Association for Computational Linguistics.

Urchade Zaratiana, Nadi Tomeh, Pierre Holat, and Thierry Charnois. 2023. [Gliner: Generalist model for named entity recognition using bidirectional transformer](#). *Preprint*, arXiv:2311.08526.

Yirong Zeng, Xiao Ding, Yi Zhao, Xiangyu Li, Jie Zhang, Chao Yao, Ting Liu, and Bing Qin. 2024. [RU22Fact: Optimizing evidence for multilingual explainable fact-checking on Russia-Ukraine conflict](#). In *Proceedings of the 2024 Joint International Conference on Computational Linguistics, Language Resources and Evaluation (LREC-COLING 2024)*, pages 14215–14226, Torino, Italia. ELRA and ICCL.

A Source Datasets

The MultiCW dataset integrates and balances samples from multiple publicly available corpora to ensure diversity in language, topic, and writing style. We summarize each source dataset and its role in MultiCW below.

A.1 CLEF-2022 CheckThat! Lab

CLEF-2022 (Nakov et al., 2022) provides multilingual datasets for check-worthiness detection, covering six languages (Arabic, Bulgarian, Dutch, English, Spanish, Turkish). It contains 30k claims annotated as check-worthy or not, mainly drawn from social media and news. The dataset is valuable for its multilingual scope, but exhibits class imbalance (e.g., Spanish dominates the distribution, see Figure 3).

A.2 CLEF-2023 CheckThat! Lab

CLEF-2023 (Barrón-Cedeño et al., 2023) extended the task to additional languages and improved the balance of positive and negative samples. Figure 4 shows its language distribution. It retains the same structure as CLEF-2022 but incorporates broader topical coverage across politics, health, and social issues.

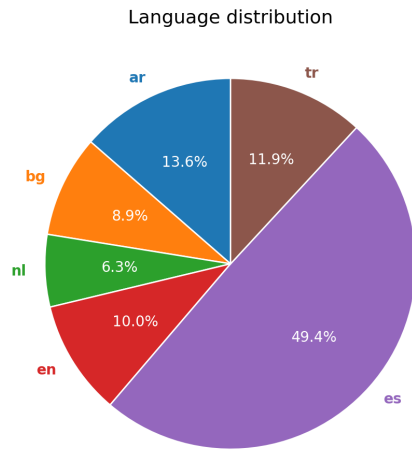


Figure 3: Language distribution of the CLEF-2022 dataset.

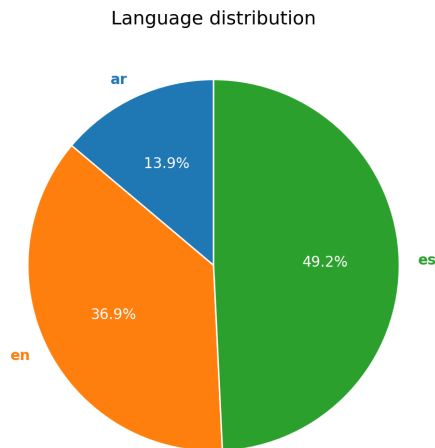


Figure 4: Language distribution of the CLEF-2023 dataset.

A.3 MultiClaim

The **MultiClaim dataset** (Pikuliak et al., 2023) is a multilingual benchmark for claim detection, comprising both fact-checking articles (structured style) and social media posts (noisy style). In our work, it was used in two configurations: (1) **zenodo** — the original MultiClaim dataset released on Zenodo, and (2) **extended** — an expanded version we constructed using several of the original data sources employed in MultiClaim.

Together, these configurations provide broad multilingual coverage (see Figures 5 and 6), featuring fact-checker–curated positive instances while requiring additional balancing to mitigate language skew. Notably, after our experiments, a subsequent version of MultiClaim was published (Moro et al.,

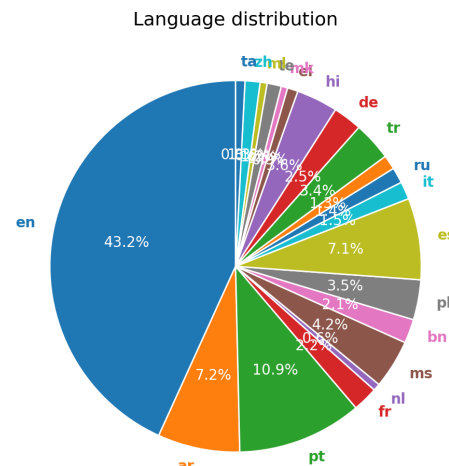


Figure 5: Language distribution of the original Multi-Claim dataset.

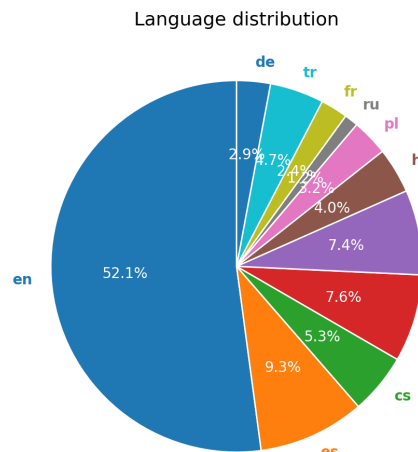


Figure 6: Language distribution of the extended Multi-Claim dataset.

A.4 Ru22Facts

Ru22Facts dataset (Zeng et al., 2024) constitutes a multilingual fact-checking dataset on the Russia Ukraine conflict in 2022 of 16K samples, each containing real-world claims, optimized evidence, and referenced explanation. Figure 7 shows its language distribution. The authors also developed an end-to-end explainable fact-checking system to verify claims and generate explanations.

A.5 LESA (EACL-2021)

The **LESA dataset** (Gupta et al., 2021) contains $\sim 40k$ English samples from multiple domains and

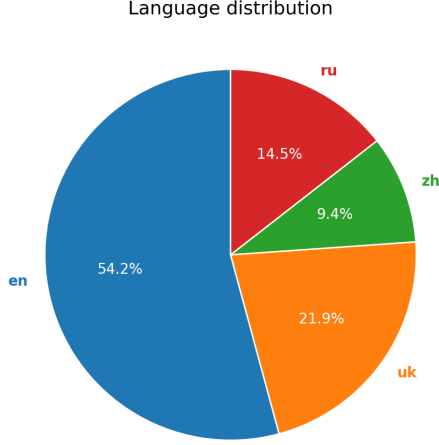


Figure 7: Language distribution of the Ru22Fact dataset.

styles: Twitter (noisy), LiveJournal and Wiki Talk Pages (semi-structured), and Persuasive Essays, Web Discourse, and other sources (structured). Because some noisy/semi samples did not meet our stricter check-worthiness definition, we filtered them using an LLM-based validation step, retaining $\sim 27k$ balanced examples. LESA served as both a direct source of English claims and a basis for machine translations into low-resource languages.

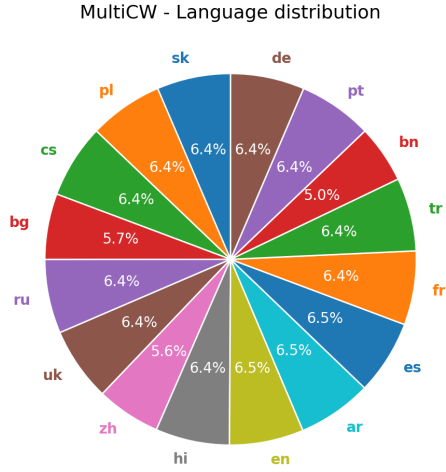


Figure 8: Balanced MultiCW dataset language distribution.

A.6 Wikipedia Samples

To supply neutral and non-check-worthy structured claims, we scraped Wikipedia across 16 languages. Named entities were first extracted (using GLiNER (Zatiana et al., 2023)), then entity-relevant sentences were retrieved and proportionally sampled to reflect topical frequency distributions observed

in other datasets. These samples enhance topic diversity and reduce class imbalance in structured text.

A.7 Data Provenance Labels

Every MultiCW sample is tagged with a provenance label indicating its origin:

- **Manual:** curated from fact-checking datasets (e.g., CLEF, Ru22Facts).
- **Augmented:** translated from English datasets (LESA, ClaimBuster).
- **Wikipedia:** extracted from encyclopedic text using NER-driven scraping.

This labeling ensures transparency and allows researchers to analyze results across different data sources.

B Detailed prompts for LLM Experiments

Here we provide a detailed description of all the prompts used in LLM evaluation process. We designed and tested six prompt variants that we obtained by multi-step process described in Section 5.2:

- **GA (Guided Answer):** A concise prompt instructing the model to act as a fact-checker and classify sentences strictly as Yes (check-worthy) or No (not check-worthy). See Table 9.
- **CoT_CLEF_on_Q:** A step-by-step Chain-of-Thought (CoT) style prompt inspired by CLEF fact-checking guidelines (Alam et al., 2021), asking the model to evaluate claims along dimensions of verifiability, harm, public interest, and evidence before producing a binary judgment. See Table 10.
- **CoT_H_on_Q:** A hierarchical CoT prompt focusing on implications for policy, safety, health, or public debate, with explicit intermediate Yes/No questions leading to a final binary decision. See Table 11.
- **CoT_CLEF_N:** A refined CoT prompt with multi-scale evaluation (likelihood of falsehood, public interest, potential harm, all rated on a 1–5 scale) followed by a final binary decision (claim vs. non-claim). See Table 12.
- **HCot:** A hybrid prompt combining guided sub-questions and reasoning steps (e.g., verifiability, opinion vs. fact, sensitivity of topic, harmfulness) with a final Yes/No classification. See Table 13.

- **CoT_CLEF_2N**: A variant of the CLEF-inspired CoT, emphasizing multilingual robustness. It explicitly instructs the model to consider claims across 16 languages and judge check-worthiness based on falsehood likelihood, public interest, and harmfulness, before issuing a binary label. See Table 14.

System message: You are a fact-checker assistant with a task to identify sentences that are check-worthy. Sentence is check-worthy only if it contains a verifiable factual claim and that claim can be harmful.

User message: Classify the check-worthiness of these sentences outputting only Yes or No: [sentence] do not display any explanations

Table 9: GA (Guided Answer) prompt template.

System message: You will be presented with a text and asked to determine if it contains a check-worthy claim. To make this determination, you will follow a series of steps and answer a set of questions. Your final answer will be "Yes" if the text contains a check-worthy claim and "No" if it does not.

User message: Text: [sentence]
Chain of Thoughts (CoT) Steps:
Step 1: Read the text carefully and identify any claims or statements that could be verified or debunked by a fact-checker.
Step 2: Consider the likelihood that the claim in the text is false or misleading. Ask yourself: Is the claim suspicious or too good (or bad) to be true?
Step 3: Evaluate the significance of the claim. Is it a matter of public interest or a trivial/personal matter? Would the general public be interested in knowing whether the claim is true or false?
Step 4: Assess the potential impact of the claim if it is false or misleading. Could it harm individuals, organizations, or society as a whole?
Step 5: Determine if the text appears to be spreading rumours or misinformation about a particular topic or individual.
Step 6: Check if the claim is supported by credible sources or evidence. Are there any references or citations provided to back up the claim?
Step 7: Analyse the tone and language used in the text. Is it emotive or sensationalist? Could it be intended to manipulate or deceive readers?
Step 8: Consider the topic of the claim. Is it related to a matter of public concern, such as healthcare, politics, or current events?
Step 9: Evaluate the potential harm that the claim could cause if it is false or misleading. Could it be used to discredit individuals, organizations, or products?
Step 10: Finally, assess whether the text provides enough context and information for a reader to make an informed decision about the claim's validity.
Final Step: Based on your answers to the previous steps, determine if the text contains a check-worthy claim. If you answered "yes" to any of the following questions - 1, 4, 5, 7, 8, or 9 - or if you answered "no" to questions 6 or 10, then the text likely contains a check-worthy claim. Otherwise, the text does not contain a check-worthy claim.
Response Format: Please respond with a simple "Yes" or "No" to indicate whether the text contains a check-worthy claim. Do not display any explanations

Table 10: CoT_CLEF_on_Q prompt template.

System message: You will be given a text and asked to determine if it contains a check-worthy claim. A check-worthy claim is a statement that has significant implications for public policy, public safety, public health, or societal well-being, or is controversial, contentious, disputed, or likely to spark debate among experts or the public. To make this determination, you will follow a series of steps and answer a set of questions. Please answer each question with either "Yes" or "No".

User message: Text: [sentence]
Chain of Thoughts (CoT) Steps:
Step 1: Does the claim have significant implications for public policy, public safety, public health, or societal well-being? Please answer with either "Yes" or "No".
Step 2: Is the claim controversial, contentious, disputed, or likely to spark debate among experts or the public? Please answer with either "Yes" or "No".
Step 3: Does the claim have the potential to impact a lot of people, influence public opinion, shape decisions, or drive behavior? Please answer with either "Yes" or "No".
Step 4: Is the source of this claim a public figure, authoritative source, or institution with influence? Please answer with either "Yes" or "No".
Step 5: Is the claim purely subjective, such as a matter of personal opinion? Please answer with either "Yes" or "No".
Step 6: Is the claim about trivial or inconsequential matters that do not affect broader understanding or decision-making of many people? Please answer with either "Yes" or "No".
Step 7: Does the claim consist of common knowledge and align with widely accepted facts or common knowledge, and does not introduce new information or controversy? Please answer with either "Yes" or "No".
Step 8: Is the claim about some insignificant named entity or is it related to some insignificant named entity? Please answer with either "Yes" or "No".
Step 9: Does the claim lack public significance, lack impact on a lot of people, or lack potential harm for society? Please answer with either "Yes" or "No".
Step 10: Based on your answers to the previous questions, determine if the text contains a check-worthy claim. If you answered "Yes" to any of questions 1-4, and "No" to all of questions 5-9, then the text contains a check-worthy claim, and the answer is "Yes". If you answered "No" to all of questions 1-4, or "Yes" to any of questions 5-9, then the text does not contain a check-worthy claim, and the answer is "No". Please respond with either "Yes" or "No".
Do not display any explanations

Table 11: CoT_H_on_Q prompt template.

In all evaluations, model outputs were strictly constrained to binary judgments in order to ensure comparability across prompts and systems. Whenever the model produced an ambiguous or non-binary response (e.g., free-form text, justification without a decision, or mixed labels), we employed a short fallback clarification prompt that explicitly enforced a Yes/No decision. This procedure allowed us to maintain consistency in the labeling process while still benefiting from the richer reasoning traces generated under the CoT variants.

The six prompt designs represent a spectrum of prompting strategies, ranging from minimal instructions (GA) to structured multi-step reasoning

System message: Determine whether a sentence contains a claim that should be verified by a professional fact-checker. To make this determination, follow the Chain of Thoughts (CoT) approach:

Chain of Thoughts (CoT) Approach: 1. Read the sentence carefully and analyze its content. 2. Determine if the sentence contains a claim that is likely to be false, of public interest, and/or appears to be harmful. 3. Assess the likelihood that the sentence contains false information (Scale: 1-5, where 1 is "NO, definitely contains no false information" and 5 is "YES, definitely contains false information"). 4. Evaluate the impact of the sentence's claim on the general public (Scale: 1-5, where 1 is "NO, definitely not of interest" and 5 is "YES, definitely of interest"). 5. Consider the potential harm caused by the sentence to society, person(s), company(s), or product(s) (Scale: 1-5, where 1 is "NO, definitely not harmful" and 5 is "YES, definitely harmful"). 6. If the sentence contains a claim that is likely to be false, of public interest, and/or appears to be harmful, then it is check-worthy. 7. If the sentence is check-worthy, determine if a professional fact-checker should verify the claim. 8. Consider the potential consequences of not verifying the claim. 9. Evaluate the potential benefits of verifying the claim. 10. Based on the analysis, determine whether the sentence contains a claim that should be verified by a professional fact-checker.

Final Answer: Based on the CoT approach, determine whether the sentence contains a claim that should be verified by a professional fact-checker. Your final answer should be either "claim" or "non-claim".

User message: Please analyze the following sentence using the Chain of Thoughts (CoT) approach and determine whether it contains a claim that should be verified by a professional fact-checker.

Sentences: [sentence]

[CoT steps repeated]

Our final answer is, do not display any explanations or intermediate steps:

Table 12: CoT_CLEF_N prompt template.

with intermediate dimensions (CoT-style prompts). Their inclusion in the evaluation was intended to (i) probe the sensitivity of LLMs to prompt design, (ii) measure the impact of guided reasoning versus concise instructions, and (iii) assess generalizability in multilingual settings.

Empirically, we found that the CoT_CLEF_on_Q prompt increased interpretability of the outputs but occasionally led to verbose or partially off-task answers, hence the necessity of the fallback clarification step. The combination of these prompt variants and the fallback mechanism provided a robust evaluation framework, ensuring both fairness across models and insight into the trade-offs between prompt complexity, interpretability, and reliability.

C Topic detection

In this section, we present the process of Topic detection in the final dataset described in Section 4.3. Since the source datasets provide only general information about their origin, no per-sample topic

Prompt: Question: Classify if the sentence is check-worthy: They have a VAT tax.

Are follow up questions needed here: Yes

Follow up: Does the sentence contain a verifiable factual claim? Intermediate answer: Yes

Follow up: Could the claim be considered a statement of opinion? Intermediate answer: No

Follow up: What is the broad topic category of the claim? Intermediate answer: Economy.

Follow up: Is the topic category sensitive? Intermediate answer: Yes

Follow up: Can the claim be harmful if false? Intermediate answer: Yes

So the final answer is: Yes

Question: Classify if the sentences below are check-worthy: [sentences]

Answer in binary Yes or No.

Table 13: HCoT prompt template.

User message: Step 1: Check-worthiness of sentences. Sentences are in 16 different natural languages. We need to determine if the sentences contain a claim that a professional fact-checker should verify. To do this, we'll consider whether the claim is likely to be false, is of public interest, and/or appears to be harmful. What are our thoughts on this?

Step 2: Evaluating False Information. Now, let's think about the likelihood of false information in the sentence. On a scale of 1-5, where 1 is "NO, definitely contains no false information" and 5 is "YES, definitely contains false information", what's our assessment?

Step 3: Considering Public Interest. Next, we need to evaluate whether the sentence's claim has an impact on or is of interest to the general public. Using the same 1-5 scale, where 1 is "NO, definitely not of interest" and 5 is "YES, definitely of interest", what do we think?

Step 4: Assessing Harmfulness. Now, let's consider the potential harm caused by the sentence. On the same 1-5 scale, where 1 is "NO, definitely not harmful" and 5 is "YES, definitely harmful", what's our evaluation?

Step 5: Conclusion. Taking into account our thoughts from the previous steps, do we think the sentence is a "claim" that requires verification or a "non-claim" that doesn't require further investigation?

[sentence]

Our final answer is, do not display any explanations or intermediate steps:

Table 14: CoT_CLEF_2N prompt template.

annotations are available. To address this, we performed topic detection for each sample in the final dataset using the Llama3:4B model and the prompt described in 16, classifying samples into seven predefined categories (*health, politics, environment, science, sport, entertainment, history*). Samples that could not be confidently assigned to a single category were labeled as *various*, representing mixed or ambiguous topics. The resulting topic distributions for the in-distribution and OOD datasets are reported in Tables 15 and 17, and are further illustrated in Figures 1 and 2.

Table 15: Topic distribution in the MultiCW dataset

Topic	Percentage (%)
Health	20.04
Politics	24.22
Environment	2.12
Science	2.42
Sport	0.61
Entertainment	3.20
History	0.06
Various	21.95

Prompt: prompt = "Classify the following text into one of the categories: [health, politics, environment, science, sport, entertainment]. Respond in English and provide strictly one category from the list, without any additional commentary. If the text does not match any category, respond with 'variable.'" ['health', 'politics', 'environment', 'science', 'sport', 'entertainment', 'history']

Table 16: Topic detection prompt template.

D Per-language Fine-tuned models evaluation

In this section, we present the per-language evaluation of fine-tuned Transformer models (Section 18) and zero-shot performance of large language models (Section 19). Due to space constraints, we report results for the three best-performing LLMs out of 15 evaluated, alongside all three fine-tuned Transformer models. Additional details regarding the evaluation methodology are provided in Section 6.

E Training Configuration

Fine-tuning was conducted using the keras-hub implementations of XLM-RoBERTaTextClassifier and DeBERTaV3Classifier, and a custom LESAClaimModel. For all models, we set the maximum input sequence length to 256 tokens (60 tokens in LESA’s BERT encoder) and used a batch size of 32. All layers were unfrozen during fine-tuning.

For **XLM-R**, we trained using Adam with a constant learning rate of $2 \cdot 10^{-6}$ for 5 epochs. For **mDeBERTa**, we used Adam with a cosine decay schedule, starting at $2 \cdot 10^{-6}$ and decaying to 50% of the initial rate over 5 epochs. For **LESA**, we trained the semantic modules and BERT encoder jointly for 5 epochs, using Adam with a learning rate of $2 \cdot 10^{-6}$. Dropout of 0.2 was applied in all models. Models were trained on a VM on Azure

Table 17: Topic distribution in the OOD dataset

Topic	Percentage (%)
Health	14.49
Politics	39.97
Environment	5.31
Science	4.75
Sport	1.50
Entertainment	7.92
History	1.54
Various	24.52

platform with NVIDIA A100 PCIe GPU with 80 GB memory.

F Use of Generative Models

During the writing of this paper, we have utilized the large language models in order to improve the grammar, sentence structure and the overall flow of some sections. In all cases, the texts were first written by the authors, passed to the LLM for improvement and carefully checked afterwards in order to check the meaning of the sentence has not changed.

Metric	XLM-R	mDeBERTa	LESA
Arabic			
Accuracy	0.80	0.81	0.67
Precision (macro)	0.82	0.82	0.70
Recall (macro)	0.80	0.81	0.67
Bulgarian			
Accuracy	0.88	0.90	0.53
Precision (macro)	0.89	0.90	0.53
Recall (macro)	0.88	0.90	0.53
Bengali			
Accuracy	0.97	0.96	0.82
Precision (macro)	0.97	0.96	0.84
Recall (macro)	0.97	0.96	0.82
Czech			
Accuracy	0.91	0.90	0.78
Precision (macro)	0.91	0.91	0.78
Recall (macro)	0.91	0.90	0.78
German			
Accuracy	0.96	0.97	0.88
Precision (macro)	0.96	0.97	0.88
Recall (macro)	0.96	0.97	0.88
English			
Accuracy	0.88	0.88	0.68
Precision (macro)	0.88	0.88	0.68
Recall (macro)	0.87	0.88	0.68
Spanish			
Accuracy	0.88	0.88	0.76
Precision (macro)	0.89	0.88	0.78
Recall (macro)	0.88	0.88	0.76
French			
Accuracy	0.96	0.97	0.88
Precision (macro)	0.96	0.97	0.89
Recall (macro)	0.96	0.97	0.88
Hindi			
Accuracy	0.98	0.99	0.87
Precision (macro)	0.98	0.99	0.88
Recall (macro)	0.98	0.99	0.87
Polish			
Accuracy	0.95	0.94	0.83
Precision (macro)	0.95	0.94	0.83
Recall (macro)	0.95	0.94	0.83
Portuguese			
Accuracy	0.98	0.98	0.91
Precision (macro)	0.98	0.98	0.92
Recall (macro)	0.98	0.98	0.91
Russian			
Accuracy	0.93	0.94	0.86
Precision (macro)	0.93	0.94	0.86
Recall (macro)	0.93	0.94	0.86
Slovak			
Accuracy	0.90	0.91	0.78
Precision (macro)	0.91	0.91	0.78
Recall (macro)	0.90	0.91	0.78
Turkish			
Accuracy	0.88	0.90	0.68
Precision (macro)	0.88	0.90	0.71
Recall (macro)	0.88	0.90	0.68
Ukrainian			
Accuracy	0.92	0.92	0.81
Precision (macro)	0.92	0.92	0.81
Recall (macro)	0.92	0.92	0.81
Chinese			
Accuracy	0.92	0.92	0.84
Precision (macro)	0.92	0.92	0.85
Recall (macro)	0.92	0.92	0.84

Table 18: Per language performance of fine-tuned Transformer models on the MultiCW test set. Results are reported as accuracy, macro-precision, and macro-recall per each language.

Metric	Nemotron-4 340B (CoT)	Claude 3.5 Haiku (CoT)	Llama 3.1 70B (CoT)
Arabic			
Accuracy	0.64	0.60	0.58
Precision (macro)	0.67	0.61	0.60
Recall (macro)	0.64	0.60	0.58
Bulgarian			
Accuracy	0.66	0.59	0.54
Precision (macro)	0.66	0.59	0.54
Recall (macro)	0.66	0.59	0.54
Bengali			
Accuracy	0.81	0.79	0.74
Precision (macro)	0.81	0.80	0.74
Recall (macro)	0.81	0.79	0.74
Czech			
Accuracy	0.81	0.75	0.77
Precision (macro)	0.81	0.75	0.77
Recall (macro)	0.81	0.75	0.77
German			
Accuracy	0.87	0.82	0.81
Precision (macro)	0.87	0.82	0.81
Recall (macro)	0.87	0.82	0.81
English			
Accuracy	0.76	0.61	0.65
Precision (macro)	0.76	0.61	0.66
Recall (macro)	0.76	0.61	0.65
Spanish			
Accuracy	0.74	0.74	0.73
Precision (macro)	0.77	0.74	0.74
Recall (macro)	0.74	0.74	0.73
French			
Accuracy	0.85	0.80	0.79
Precision (macro)	0.85	0.80	0.79
Recall (macro)	0.85	0.80	0.79
Hindi			
Accuracy	0.85	0.82	0.80
Precision (macro)	0.86	0.82	0.81
Recall (macro)	0.85	0.82	0.80
Polish			
Accuracy	0.87	0.85	0.83
Precision (macro)	0.87	0.85	0.83
Recall (macro)	0.87	0.85	0.83
Portuguese			
Accuracy	0.82	0.80	0.79
Precision (macro)	0.82	0.80	0.79
Recall (macro)	0.82	0.80	0.79
Russian			
Accuracy	0.86	0.84	0.85
Precision (macro)	0.87	0.84	0.85
Recall (macro)	0.86	0.84	0.85
Slovak			
Accuracy	0.84	0.81	0.75
Precision (macro)	0.84	0.81	0.75
Recall (macro)	0.84	0.81	0.75
Turkish			
Accuracy	0.70	0.67	0.64
Precision (macro)	0.75	0.68	0.67
Recall (macro)	0.70	0.67	0.64
Ukrainian			
Accuracy	0.83	0.79	0.80
Precision (macro)	0.84	0.79	0.80
Recall (macro)	0.83	0.79	0.80
Chinese			
Accuracy	0.79	0.83	0.80
Precision (macro)	0.80	0.83	0.80
Recall (macro)	0.79	0.83	0.80

Table 19: Zero-shot performance of the top three large language models from our benchmark on the MultiCW test set, reported per language. Accuracy, macro precision, and macro recall are reported for each language."