

Fragment-Based Configuration Interaction: Towards a Unifying Description of Biexcitonic Processes in Molecular Aggregates

Johannes E. Adelsperger,[†] Coen de Graaf,^{*,‡,¶} and Merle I. S. Röhr^{*,†}

[†]*Center for Nanosystems Chemistry, Julius-Maximilians University Würzburg, Theodor Boveri-Weg 1, 97074 Würzburg, Germany and Institute for Physical and Theoretical Chemistry, Julius-Maximilians University Würzburg, Emil-Fischer Straße 42, 97074 Würzburg, Germany*

[‡]*Departament de Química Física i Inorgànica, Universitat Rovira i Virgili, 43007 Tarragona, Spain*

[¶]*ICREA, Pg. Lluís Companys 23, 08010 Barcelona, Spain*

E-mail: coen.degraaf@urv.cat; merle.roehr@uni-wuerzburg.de

Abstract

Biexcitonic states govern singlet fission, triplet–triplet and exciton–exciton annihilation, yet a unified understanding of how these processes compete within a shared electronic manifold remains elusive. We outline a conceptual framework based on fragment-based configuration-interaction that systematically constructs diabatic Hamiltonians spanning the full one-particle (LE, CT) and two-particle (LELE, CTCT, TT, CTX with $X = \text{LE, CT, or T}$) manifolds from monomer-local building blocks, preserving physical interpretability throughout. *SymbolicCI* provides analytic Hamiltonian matrix elements for efficient large-scale calculations; *NOCI-F* delivers benchmark-quality couplings. The resulting diabatic Hamiltonians can be coupled to quantum dynamics simulations. Applications to ethylene aggregates and the anthracene crystal reveal CTX configurations as electronic gateways bridging excitonic manifolds, with CT-mediated relaxation pathways competing with conventional annihilation. In H-type aggregates, LECT admixture stabilizes a “bi-excimer” analogous to one-particle excimers. By providing first-principles access to biexciton formation, separation, and transport, we hope to stimulate further exchange between electronic structure and quantum dynamics communities toward a predictive understanding of multiexcitonic photophysics.

Introduction

Biexcitonic states play a central role in light-driven processes such as singlet fission,¹ exciton–exciton annihilation,² triplet–triplet annihilation,³ and high-energy charge generation⁴ in electronically coupled molecular aggregates. They arise either from the correlation of two independently formed excitons⁵ or through direct coupling from the optically accessible single-exciton manifold.⁶ Once formed, biexcitons exhibit rich and highly system-dependent electronic structure: depending on molecular packing and intermolecular coupling, they may display long-range configuration mixing, pronounced charge-transfer character, or strong

spin correlations. As a result, the biexcitonic manifold comprises a diverse set of correlated two-particle states, including Frenkel-type biexcitons (LELE),⁷ charge-transfer biexcitons (CTCT),⁴ singlet-coupled triplet pairs ($^1(\text{TT})$ or here TT),⁸ and mixed CTX configurations.⁹ Coexisting with single excitons in a shared electronic manifold, these states compete with them in shaping photophysical function and loss pathways.

Despite their importance, biexcitons remain challenging to describe theoretically. Their intrinsic double-excitation character places them beyond the scope of linear-response methods, such as time-dependent density functional theory, which are restricted to the single-exciton manifold.¹⁰ Phenomenological exciton models have been extended to include two-particle terms or annihilation operators,^{2,11} but these descriptions are typically system specific and often neglect entire classes of configurations, in particular those involving charge transfer. Even within *ab initio* electronic-structure theory, most studies have focused on selected biexcitonic species—most prominently the TT state relevant for singlet fission^{1,8,12,13}—while a general, chemically interpretable framework that treats LELE, CTCT, and mixed CTX configurations on equal footing is still lacking. As a consequence, key questions regarding the structure, energetics, and coupling mechanisms of biexcitons in extended systems remain unresolved, particularly beyond the dimer limit.

In this Perspective, we outline a configuration-interaction framework that provides a unified *ab initio* description of the full biexcitonic manifold. Rather than focusing on individual biexciton species, the approach systematically constructs all two-particle configurations arising from monomer-local LE, cation D^+ , anion D^- and triplet T building blocks, including adjacent and spatially separated Frenkel biexcitons, charge-separated double excitons, triplet-pair states, and mixed CTX configurations. We discuss two complementary fragment-based realizations of this framework. The *SymbolicCI* approach enables an efficient construction of diabatic Hamiltonians in fragment-local active spaces, allowing large aggregates to be treated with modest computational cost, while the *NOCI-F* methodology provides benchmark-quality biexciton couplings by combining fully relaxed multiconfigu-

rational fragment states within a nonorthogonal CI formalism. Together, these methods establish a coherent first-principles foundation for biexciton theory. Beyond the question of how correlated two-particle states are accessed from the single-exciton manifold, a complete understanding of biexcitonic photophysics requires knowledge of how these correlated states propagate through the aggregate. In analogy to exciton transport in the one-particle picture, biexciton ‘transport’ is governed by the electronic couplings between spatially distinct biexcitonic configurations. The fragment-based CI framework provides direct access to these inter-biexciton couplings, enabling a systematic analysis of both formation and migration pathways. After briefly summarizing experimental observations that motivate the explicit inclusion of the full biexcitonic manifold in photophysical models,^{4,5,14} we introduce the conceptual principles underlying the fragment-based CI approach and illustrate its implications using representative ethylene and anthracene aggregates. These examples demonstrate how a unified electronic-structure framework clarifies multiexciton connectivity in extended molecular systems and opens new avenues for the predictive modeling of correlated excited-state phenomena in functional molecular materials.

Frenkel–Frenkel Biexcitons (LELE)

Frenkel–Frenkel biexcitons arise from two local electronic excitations residing on different chromophores within a molecular aggregate.¹¹ The two excitons interact primarily through Coulomb coupling between transition densities and may become partially delocalized, depending on intermolecular distance, relative orientation, and aggregate packing. As a consequence, the LELE manifold comprises both nearby and spatially separated exciton pairs, with binding energies and splittings that are highly sensitive to aggregate geometry and exciton–exciton interactions.

Despite their conceptual simplicity, LELE biexcitons are rarely treated explicitly within *ab initio* electronic-structure theory. Instead, most theoretical insight has been derived from phenomenological Frenkel-exciton models augmented by effective two-particle interaction

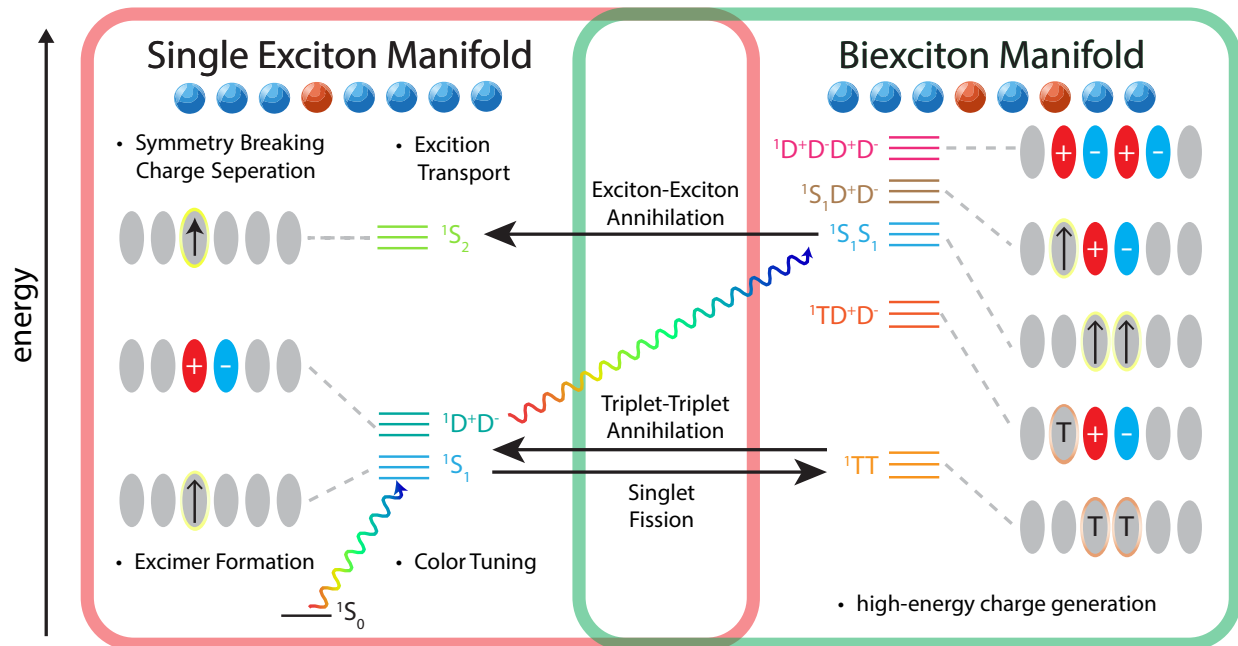


Figure 1: Scheme illustrating the energetic ordering of the one-particle exciton and the biexciton manifold, indicating the photophysical processes that proceed via intermanifold pathways.

terms or annihilation operators.² Early analytical and model-Hamiltonian treatments established how dimensionality, Coulomb repulsion, and intermolecular coupling govern biexciton formation and binding,^{15–17} while later exact-diagonalization studies of extended Hubbard-type models highlighted the strong dependence of biexciton stability on geometry and electronic correlation.^{18–21} Although these approaches capture key qualitative trends, they typically neglect charge-transfer contributions and lack the configurational resolution required to describe multiexciton connectivity in realistic molecular aggregates.

Experimentally, LELE biexcitons are accessed under conditions of high excitation density, such as femtosecond laser experiments and multidimensional spectroscopies. In two-dimensional electronic spectroscopy, ground-to-biexciton coherences manifest as signals in the double-quantum-coherence region.^{22,23} Two-dimensional photoluminescence excitation studies in polymeric semiconductors further demonstrate the coexistence of bound and unbound LELE biexcitons, with the sign and magnitude of the binding energy governed by aggregate packing motifs.⁷

While effective Frenkel Hamiltonians parameterized from quantum-chemical input can rationalize these observations in specific cases, they remain inherently system dependent. In particular, couplings between LELE configurations and single or double charge-transfer states are usually neglected, leaving open whether such interactions merely renormalize Frenkel biexciton energies or actively mediate transitions between excitation sectors.

Charge-Transfer–Charge-Transfer (CTCT) Biexcitons

Charge-transfer (CT) excitons play a central role in the photophysics of donor–acceptor assemblies. The corresponding CTCT biexcitons, formed by two interacting CT excitons on distinct $D^+ \dots D^-$ units, constitute a distinct class of two-particle states within the biexciton manifold. Their existence was anticipated in early model analyses of mixed-stack molecular crystals,²⁴ and related many-exciton bound states, often termed “exciton strings”, have been observed experimentally in CT crystals.²⁵

Direct evidence for CTCT biexciton dynamics has recently emerged from studies of the PXX-Ph₄PDI co-crystal.⁴ Following high-density photoexcitation, initially formed LE singlets rapidly undergo charge separation, generating CT excitons that diffuse along one-dimensional D^+D^- stacks. When two CT excitons encounter one another on adjacent D^+D^- pairs, an annihilation channel opens in which a correlated CTCT configuration gives rise to a pair of spatially separated, high-energy charges ($D^+ \dots D^-$) with long lifetimes. These species lie energetically above the original CT excitons but are stabilized against recombination by their large spatial separation and by their placement in the Marcus inverted regime. The observed early-time $t^{-1/2}$ kinetics are consistent with one-dimensional diffusion-limited annihilation, while the extracted hopping rates and energy profiles point to a superexchange-mediated mechanism.⁴

Complementary single-crystal measurements on mixed-stack systems reveal fast and anisotropic CT-exciton formation and transport, reinforcing the view that donor–acceptor aggregates support long-range charge motion even when correlated biexcitonic signatures are

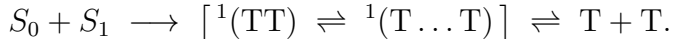
not explicitly isolated.²⁶ From a theoretical perspective, however, several questions remain unresolved. It is unclear whether CTCT biexcitons are accessed directly from the LELE manifold or predominantly via intermediate mixed LECT configurations, how strongly they mix with other two-particle states, or to what extent they couple back into the single-exciton manifold. Moreover, the dependence of CTCT binding, diffusion, and annihilation pathways on packing geometry and donor–acceptor energetics has yet to be clarified, calling for electronic-structure approaches that can explicitly resolve multiexciton wavefunctions with CT character and connect them to experimentally accessible nonlinear spectroscopic observables.

The TT State

The singlet-coupled triplet-pair TT is the central intermediate of singlet fission. Early theoretical work established the concept of correlated multiexcitonic triplet pairs,¹ and subsequent multireference electronic-structure studies on acene crystals provided compelling evidence for a low-lying, optically dark TT state that mediates the singlet fission process.²⁷ While the formation of TT is now well established and comprehensively reviewed,⁶ its subsequent evolution—most notably the separation into two independent triplets or conversion into other spin configurations—remains an open problem. In particular, the energetic landscape and coupling mechanisms governing the interconversion between adjacent and spatially separated triplet-pair states are still incompletely understood.^{8,28,29}

Experiments increasingly indicate that triplet pairs can retain spin correlation over nanosecond timescales,^{30,31} enabling mechanistic pathways beyond simple decoherence into free triplets. Two processes are discussed most prominently. First, spin–spin interactions can admix the singlet-coupled $^1(\text{TT})$ or here TT state with the quintet-coupled $^5(\text{TT})$ manifold,^{32–35} thereby opening alternative spin-evolution channels. Second, triplet–triplet energy transfer can produce spatially separated yet still correlated $^1(\text{T} \dots \text{T})$ states: Early experimental evidence for such a separated intermediate was provided by Pensack and co-workers

in pentacene,³⁶ motivating the now widely used kinetic scheme



In this picture, the ${}^1(\text{T} \dots \text{T})$ species corresponds to an entangled triplet pair residing on non-nearest-neighbour chromophores, formed from adjacent ${}^1(\text{TT})$ states via Dexter-type triplet-triplet energy transfer.^{9,37} Closely related multiexciton kinetics were subsequently identified in pentacene/fullerene bilayers by femtosecond nonlinear spectroscopy,³⁸ and analogous ${}^1(\text{T} \dots \text{T})$ intermediates have since been reported in rubrene,³⁹ hexacene,⁴⁰ and perylene-based molecular systems.^{41,42}

On the theoretical side, Ambrosio et al. employed a phenomenologically parametrized configuration-interaction Hamiltonian in a truncated HOMO/LUMO basis to analyze adjacent and spatially separated multiexciton configurations in pentacene- and tetracene-like trimers.⁴³ Within this restricted model, a more localized multiexciton state (ME_b) is stabilized by strong orbital overlap, whereas a more spatially separated configuration (ME_u) lies higher in energy and resembles two weakly interacting triplets. The resulting ME_u – ME_b energy splitting can be interpreted as a model binding energy, suggesting an effective barrier for triplet-pair separation in that simplified picture. Although ME_b and ME_u are not explicitly spin-adapted, they map naturally onto adjacent and non-adjacent analogues of the ${}^1(\text{TT})$ and ${}^1(\text{T} \dots \text{T})$ states. The magnitude, and even the sign, of the inferred binding energy is, however, expected to be sensitive to the approximations inherent in the truncated active space.

Complementary theoretical work has focused on the spin structure and exchange interactions of coupled triplet pairs. Tao and Tan developed a modular tensor diagram framework to construct analytic spin eigenfunctions for exciton-pair and exciton-trimer manifolds, yielding compact, symmetry-adapted representations of the ${}^1(\text{TT})$, ${}^3(\text{TT})$, and ${}^5(\text{TT})$ subspaces in generic spin-coupling models.^{44,45} Taffet et al. quantified how orbital overlap controls

the exchange splitting between coupled triplets in tetracene dimers,⁴⁶ while Abraham et al. derived a formal Dexter-type triplet-transfer integral from a Heisenberg spin-Hamiltonian perspective and demonstrated its sensitivity to molecular packing using *ab initio* inputs.⁴⁷ More recently, Wang and co-workers employed a fragment particle-hole diabaticization scheme to show how high-lying, multi-excited charge-transfer configurations mediate the emergence and separation of $^1(\text{T} \dots \text{T})$ states in tetracene.⁴⁸

Recent work from the Röhr group introduced a symbolic configuration-interaction framework that enables the systematic construction of diabatic Hamiltonians for multichromophoric systems, exemplified by PDI trimers.⁴⁹ The method formulates spin-adapted configurations in second quantization and evaluates Hamiltonian matrix elements symbolically, allowing rapid and chemically transparent generation of large diabatic Hamiltonians. By restricting the basis to local excitations together with low-lying charge-transfer and multiexciton configurations, the approach provides an efficient route to screening correlated-state pathways in extended aggregates. Applied to PDI trimers, it revealed that Dexter-type superexchange mediated by virtual triplet charge-transfer configurations (e.g. $^1(\text{TD}^-\text{D}^+)$ and $^1(\text{TD}^+\text{D}^-)$) drives the conversion of adjacent $^1(\text{TT})$ states into spatially separated $^1(\text{T} \dots \text{T})$ configurations, consistent with the mechanism proposed by Scholes and co-workers. In addition, geometry scans uncovered packing regimes in which nearest-neighbour LE and CT couplings cancel to form null aggregates, opening a distinct one-step pathway in which LE couples virtually to a spatially separated CT state $^1(\text{D}^+ \dots \text{D}^-)$ that subsequently relaxes into $^1(\text{T} \dots \text{T})$. Over extended regions of configuration space, the $^1(\text{TT})$ and $^1(\text{T} \dots \text{T})$ states were found to be nearly degenerate, enabling interconversion with minimal energetic cost.

Complementary insight is provided by the nonorthogonal configuration-interaction approach developed by Sousa, de Graaf, and co-workers,⁵⁰ which combines fragment multiconfigurational wave functions with a rigorous treatment of nonorthogonality. This framework avoids artificial delocalization while accurately capturing biexcitonic and charge-transfer correlations across multiple chromophores. Applications to crystalline and substituted pen-

tacenes, PDI derivatives, and stacked indolonaphthyridines demonstrated how molecular packing and local distortions govern the energetic ordering and coupling of $^1(\text{TT})$, $^1(\text{T}\dots\text{T})$, and CT states. In several trimer models, the adjacent and spatially separated singlet triplet-pair states were found to be nearly degenerate, particularly when triplets occupy terminal sites, resulting in strong mixing and effectively barrierless dissociation pathways.

Within the same biexcitonic configuration space, triplet-triplet annihilation (TTA) corresponds to the fusion dynamics of correlated triplet-pair states and is commonly viewed as the energetic reverse of singlet fission, in which two T_1 excitons encounter one another and, via short-range Dexter-type exchange, regenerate an emissive S_1 state.^{51–53} This process provides the mechanistic basis for photon upconversion and has attracted considerable interest for applications ranging from solar energy harvesting to bio-imaging and photoredox catalysis under low-intensity illumination.⁵³ Because both TTA and singlet fission proceed through correlated triplet-pair manifolds, insights into the energetics and spin structure of the $^1(\text{TT})$ state developed in the context of singlet fission are directly relevant.⁵⁴ While weakly exchange-coupled triplet pairs are known to influence TTA kinetics,³ the existence of a long-lived, well-defined $^1(\text{T}\dots\text{T})$ intermediate analogous to that proposed for singlet fission has not yet been unambiguously established.

Magnetic-field-dependent photoluminescence experiments demonstrate that radiative emission in TTA originates exclusively from the singlet component of the triplet-pair manifold, while triplet and quintet configurations act as loss channels, consistent with spin-statistical constraints.^{55,56} Recent electronic-structure studies further show that the interplay of Dexter exchange and charge-transfer admixture controls the binding and separation of triplet pairs,⁵⁷ reinforcing the close conceptual link between triplet-pair fusion in TTA and triplet-pair dissociation in singlet fission.

Electronic-Structure Strategies for Biexciton States

The theoretical description of biexcitons in molecular aggregates poses a fundamental challenge for electronic-structure theory. Because biexcitonic states involve correlated two-particle excitations, they lie beyond the scope of linear-response approaches restricted to the single-exciton manifold, while effective exciton models rely on system-specific parametrizations and do not provide a general framework in which all relevant single- and two-particle configurations are generated on equal footing. Once spatially separated and mixed biexcitons are included, the number of relevant configurations grows rapidly and analytic expressions for their mutual couplings are no longer available in closed form. The central difficulty is therefore not the identification of individual biexciton species, but the development of *ab initio* electronic-structure frameworks that generate the full multiexciton configuration space from chemically meaningful building blocks and expose its internal connectivity directly through the Hamiltonian, without recourse to ad hoc assumptions.

In this context, a quasi-diabatic representation of the electronic states is particularly advantageous. Expressing excited states in terms of localized singlet and triplet excitations, charge-separated configurations, and correlated multiparticle states enables direct physical interpretation and provides a natural language for analyzing interconversion pathways.

Two broad classes of strategies have emerged to address this challenge. The first is the supermolecule approach, in which the entire aggregate is treated as a single electronic system. This strategy has been widely applied in studies of singlet fission, where the biexcitonic TT state is described together with the single-exciton manifold to which it couples. In practice, adiabatic excited states of the full aggregate are computed and subsequently transformed into a diabatic basis using projection-based methods^{14,58–61} or density-based diabatization schemes.^{48,62,63} While formally complete, this approach becomes prohibitively expensive as system size increases. In particular, an explicit treatment of charge-transfer–charge-transfer biexcitons requires aggregates comprising multiple chromophores, and any analysis of exciton diffusion or spatial separation rapidly exceeds feasible system sizes.

An alternative class of strategies constructs quasi-diabatic states without an explicit supermolecular treatment by exploiting molecular fragments as elementary building blocks. Within this class, two conceptually distinct realizations can be identified. In the first, quasi-diabatic states are constructed as antisymmetrized products of fragment-local many-electron wave functions, typically obtained from multireference calculations on the individual molecules. Representative examples include active space decomposition,⁶⁴ multistate density functional theory,⁶⁵ and nonorthogonal configuration interaction (*NOCI*), as well as its explicitly fragment-based variant *NOCI-F*.^{66,67} These approaches retain the internal electronic structure of each fragment, but their computational cost and the need to combine fragment wave functions at the many-electron level limit scalability.

A second realization adopts a more approximate but computationally efficient strategy in which quasi-diabatic configurations are constructed at the level of fragment-local orbitals rather than fragment wave functions. Here, a minimal active space formed from the frontier orbitals on each molecule enables analytic construction of local excitations, charge-separated configurations, and correlated triplet pairs, as exemplified by Michl’s Simple Model.¹ This approach has proven valuable for rationalizing trends in singlet-fission efficiency and excitonic couplings.^{13,68–70} However, the minimal orbital space restricts the local electronic flexibility, while dimer-based parametrizations preclude spatially separated biexcitonic configurations as well as states extending over more than two monomers, such as CTX and CTCT states.

Taken together, these strategies expose a central limitation of current electronic-structure treatments of biexcitons: while individual approaches may be accurate, scalable, or chemically transparent, none provides a representation in which all relevant single- and two-particle configurations are generated on equal footing and connected systematically by the Hamiltonian itself. As a result, biexcitonic processes are commonly described in terms of preselected states and assumed coupling pathways, rather than emerging from the electronic structure. A representation that treats the one- and two-particle manifolds within a common Hamiltonian instead makes the intermanifold connectivity explicit, allowing the electronic accessibility of

correlated two-particle states to be analyzed directly as a function of molecular packing, charge-transfer admixture, and electronic correlation.

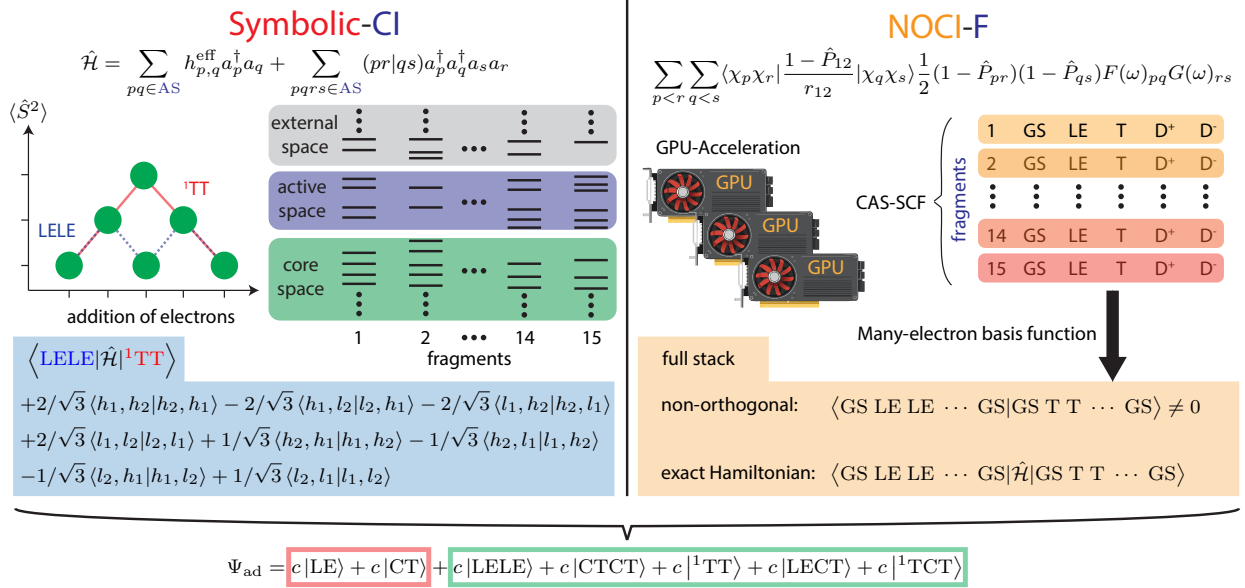


Figure 2: Overview illustrating the key features of the *SymbolicCI* and the *NOCI-F* methodology.

Unified CI Description of Biexcitonic Manifolds

In the following, we introduce two complementary realizations of this unified CI framework. The first is an orbital-based construction that enables the analytic and scalable generation of large Hamiltonians spanning single- and biexcitonic configurations. The second is a wavefunction-based formulation that provides benchmark accuracy by combining fully relaxed multireference fragment states within a nonorthogonal CI formalism.

SymbolicCI

The conceptual origin of the *SymbolicCI* approach can be traced to Michl’s Simple Model,¹ in which local excitations, charge-separated configurations, and correlated triplet pairs are

constructed analytically in a minimal frontier-orbital space for molecular dimers. *SymbolicCI* adopts this organizing principle while lifting its most restrictive assumptions by allowing multiple active orbitals per fragment and extending the construction to aggregates of arbitrary size and topology. In this way, local excitons, charge-transfer states, triplet excitations, and their multiexcitonic combinations are generated on equal footing within a single configuration-interaction space, independent of spatial adjacency or predefined interaction range. Depending on the chosen active space and excitation rank, the resulting CI spans frontier-orbital models, fragment-based CISD, or full CAS-type descriptions, while preserving the same fragment-local and spin-adapted structure across system sizes. In *SymbolicCI*, active orbitals are assigned to predefined molecular fragments, and the many-electron basis is constructed from spin-adapted configuration state functions (CSFs). Unlike conventional CI implementations that are formulated in a Slater-determinant basis and obtain spin-pure states only after Hamiltonian diagonalization, the *SymbolicCI* method constructs spin-adapted configuration state functions explicitly and symbolically, enabling analytic control over the spin structure and excitation character of each configuration.^{71–73} Each CSF corresponds to a prescribed occupation pattern of fragment-local orbitals and is uniquely labeled by total spin S , spin projection S_z , and a specific spin-coupling pathway P ,

$$|\Psi^{S,S_z,P}\rangle = \sum_I c_I |\Phi_I^{S,S_z,P}\rangle. \quad (1)$$

Spin adaptation is implemented explicitly using Yamanouchi–Kotani branching diagrams,^{74–79} which generate spin eigenfunctions recursively for a given number of active electrons. As a consequence, configurations with identical orbital occupations but different spin structure, such as singlet-coupled triplet pairs and other double excitations, are distinguished already at the level of the basis. In this sense, the *SymbolicCI* representation is quasi-diabatic: fragment occupation and spin character are fixed prior to Hamiltonian evaluation, and intermanifold connectivity is encoded directly in the Hamiltonian matrix elements. The electronic Hamil-

tonian is expressed in a standard second-quantized form in the active-space molecular-orbital basis,

$$\hat{H} = \sum_{pq} h_{pq}^{\text{MO}} a_p^\dagger a_q + \frac{1}{2} \sum_{pqrs} g_{pqrs}^{\text{MO}} a_p^\dagger a_q^\dagger a_s a_r, \quad (2)$$

with one- and two-electron integrals defined after symmetric Löwdin orthogonalization of the fragment-local core and active orbitals. Core-active interactions are incorporated through the effective one-electron contribution

$$G_{\mu\nu}^{\text{core}} = \sum_{\lambda\sigma} \rho_{\lambda\sigma}^{\text{core}} [(\mu\nu|\lambda\sigma) - \frac{1}{2}(\mu\lambda|\sigma\nu)], \quad (3)$$

leading to the corresponding transformed matrix elements

$$h_{ij}^{\text{MO}} = \sum_{\mu\nu} C_{\mu i} C_{\nu j} [T_{\mu\nu} + V_{\mu\nu} + G_{\mu\nu}^{\text{core}}], \quad (4)$$

$$g_{ijkl}^{\text{MO}} = \sum_{\mu\nu\lambda\sigma} C_{\mu i} C_{\nu j} C_{\lambda k} C_{\sigma l} (\mu\nu|\lambda\sigma). \quad (5)$$

Hamiltonian matrix elements between CSFs are evaluated using the Slater-Condon rules in their determinant expansion,

$$\begin{aligned} & \langle \Psi_{\text{CSF}}^{S, S_z, P} | \hat{H} | \Psi_{\text{CSF}}^{S, S_z, P} \rangle = \\ & \sum_{ab} c_a c_b \left[\sum_{pq \in \text{AS}} \langle a | a_p^\dagger a_q | b \rangle h_{pq}^{\text{MO}} \right. \\ & \quad \left. + \sum_{pqrs \in \text{AS}} \langle a | a_p^\dagger a_q^\dagger a_s a_r | b \rangle g_{pqrs}^{\text{MO}} \right], \end{aligned} \quad (6)$$

where the coefficients c_a and c_b arise from the spin-coupling pathways defined by the branching diagrams.^{80,81}

Because the CI basis is constructed symbolically from fragment-local CSFs, individual Hamiltonian matrix elements can be expressed analytically in terms of one- and two-electron integrals, allowing direct interpretation of biexcitonic couplings beyond purely numerical

evaluation. This provides general insight into how different biexcitonic processes depend on orbital locality and spatial topology. For example, the coupling mediating parallel diffusion of two Frenkel excitons,

$$\langle S_1 S_1 S_0 S_0 | \hat{\mathcal{H}} | S_0 S_1 S_1 S_0 \rangle = 2(l_1, h_1 | h_3, l_3) - (l_1, l_3 | h_3, h_1), \quad (7)$$

exhibits the familiar restricted-Hartree-Fock Coulomb-exchange structure, in which the exchange contribution becomes negligible for spatially separated fragments and the interaction is effectively Coulombic. In contrast, for asymmetric or non-parallel diffusion pathways,

$$\langle S_1 S_1 S_0 S_0 | \hat{\mathcal{H}} | S_1 S_0 S_1 S_0 \rangle = 2(l_2, h_2 | h_3, l_3) - (l_2, l_3 | h_3, h_2), \quad (8)$$

the same formal structure applies, but the exchange contribution can become significant due to increased orbital overlap. A direct physical consequence is that different biexcitonic diffusion pathways exhibit qualitatively different sensitivity to molecular packing: Coulomb-dominated parallel diffusion is comparatively robust with respect to intermolecular separation, whereas exchange-assisted asymmetric pathways are short-ranged and strongly geometry-dependent. Within the *SymbolicCI* framework, this distinction emerges directly from the analytic structure of the Hamiltonian and provides a microscopic rationale for packing-dependent multiexciton behavior in molecular aggregates.

NOCI-F

Non-orthogonal configuration interaction for fragments provides a complementary *ab initio* realization of the unified CI framework, in which diabatic states are represented by fully optimized multiconfigurational fragment wave functions. In contrast to *SymbolicCI*, where a common orthogonal orbital basis is employed, *NOCI-F* rigorously accounts for orbital relaxation by allowing each diabatic configuration to be expressed in its own optimal set of molecular orbitals. As a consequence, the resulting many-electron basis functions are non-

orthogonal, but retain a transparent interpretation in terms of chemically intuitive fragment-local electronic states.

In practice, a set of multiconfigurational wave functions—typically of CASSCF type—is constructed independently for each fragment and electronic state of interest. These fragment states are then combined into antisymmetrized, spin-adapted many-electron basis functions of the aggregate. The separate optimization of the fragment wave functions ensures full orbital relaxation for all diabatic states, but introduces non-orthogonality among the resulting basis functions. As a result, Hamiltonian matrix elements cannot be evaluated using Slater–Condon rules, and all determinant pairs contribute explicitly to

$$H_{ij} = \langle \text{MEBF}_i | \hat{H} | \text{MEBF}_j \rangle.$$

Dynamic electron correlation is incorporated through state-specific energy corrections, applied as shifts to the diagonal matrix elements of the *NOCI-F* Hamiltonian. The evaluation of non-orthogonal matrix elements is carried out using the General Non-Orthogonal Matrix Elements (GNOME) formalism, which is based on a singular value decomposition of the overlap matrix

$$\mathbf{S} = \langle \phi | \psi \rangle = \mathbf{U} \boldsymbol{\lambda} \mathbf{V}, \tag{9}$$

allowing the transformation to corresponding orbital sets and the factorization of two-electron contributions into tractable terms.⁸² While computationally more demanding than orthogonal CI, this approach yields benchmark-quality diabatic Hamiltonians that explicitly incorporate state-specific orbital relaxation and dynamic correlation. Efficient massively parallel implementations, including GPU acceleration, enable applications to molecular aggregates of moderate size.^{50,83,84} Further details on the GNOME formalism and its numerical implementation can be found in Refs. 67,85.

In the present contribution, *NOCI-F* is used for the first time to describe a comprehensive multiexcitonic manifold, and thereby provides a systematic point of comparison for validating

the diabatic couplings and relative energetic trends described by *SymbolicCI*.

Results

Comparison of Methods

We first benchmark *SymbolicCI* against *NOCI-F* under conditions where both approaches can be applied on equal footing. *SymbolicCI* systematically generates the complete set of single and double excitations within a monomer-local orbital space, whereas *NOCI-F* constructs the electronic structure from a selected set of optimized fragment states. To enable a direct comparison, we therefore define an identical reduced diabatic subspace that can be constructed consistently in both approaches. This shared subspace is chosen solely to probe representational consistency, ensuring that differences between the resulting Hamiltonians and adiabatic states arise from the electronic-structure formulation rather than from differences in state selection.

The benchmark is carried out for two systems. Ethylene aggregate stacks are used as a minimal π -conjugated model that nevertheless supports Frenkel, charge-transfer, and (mixed) biexcitonic configurations, and is small enough to permit *NOCI-F* calculations for extended stacks of up to 15 monomers. As a second test case, anthracene pentamers are examined, representing a chemically more realistic chromophore class closer to materials of practical interest.

For the linear stacks, we consider four representative packing geometries: (i) an H-aggregate with parallel stacking of monomer transition dipoles ($S_0 \rightarrow S_1$), (ii) a J-aggregate in head-to-tail configuration, (iii) a null aggregate geometry, in which Frenkel-type coupling and CT coupling effectively cancel each other, and (iv) an intermediate Zero-Frenkel geometry exhibiting vanishing Frenkel-type coupling. These geometries serve as “neuralgic” points in the packing landscape and allow a systematic comparison of biexciton character and coupling mechanisms in different excitonic regimes.

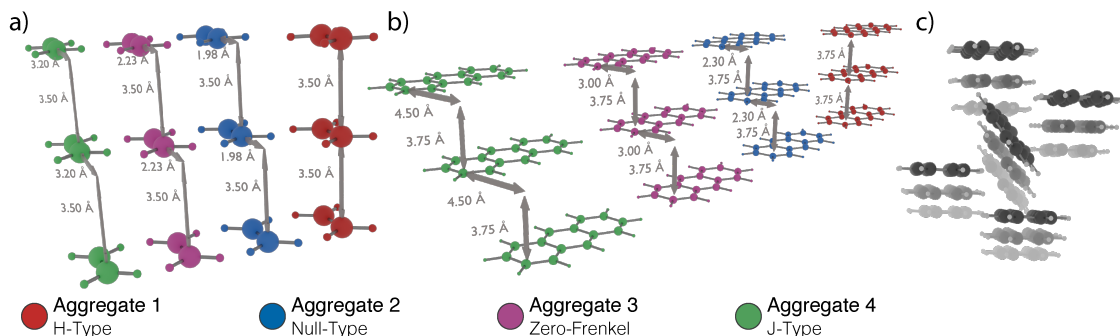


Figure 3: a) Cutout of the ethylene 15-mer aggregates. Aggregate 1, H-type (red): z-translation 3.50 Å. Aggregate 2, Null-Type (blue): x-translation 1.98 Å, z-translation 3.50 Å. Aggregate 3, Zero-Frenkel (violet): x-translation 2.23 Å, z-translation 3.50 Å. Aggregate 4, J-type (green): x-translation 3.20 Å, z-translation 3.50 Å. b) Cutout of the anthracene 15-mer aggregates. Aggregate 1, H-type (red): z-translation 3.75 Å. Aggregate 2, Null-Type (blue): y-translation 2.30 Å, z-translation 3.75 Å. Aggregate 3, Zero-Frenkel (violet): y-translation 3.00 Å, z-translation 3.75 Å. Aggregate 4, J-type (green): y-translation 4.50 Å, z-translation 3.75 Å. c) Side view of the anthracene crystal cutoff containing 15 monomers, as taken from the experimental crystal structure.⁸⁶

All monomer geometries were optimized at the MP2 level using the *cc-pVTZ*⁸⁷ basis set for ethylene and anthracene. *SymbolicCI* calculations employed SA-CASSCF(2,2)^{88–90} orbitals obtained from *ORCA 6.0*^{91–99} and included only the frontier orbitals of each monomer in the active space. *NOCI-F* calculations for anthracene used the smaller *cc-pVDZ*⁸⁷ basis.

Ethylene

We consider four 15-monomer ethylene aggregates, each with a fixed interplanar distance of 3.50 Å. The H-type aggregate has no in-plane translation. The Null-Type aggregate introduces an in-plane shift of 1.98 Å per monomer along the C–C bond (x-direction), the Zero-Frenkel aggregate applies a slightly larger x-translation of 2.23 Å. Finally, the J-type aggregate, with an x-translation of 3.20 Å. All geometries were derived from a continuous dimer scan, the resulting packing motifs are illustrated in Figure 3.

Without restriction, *SymbolicCI* generates all single and double excitations within the active space relative to the ground state, yielding a Hamiltonian of dimension $25\,651 \times 25\,651$. Performing a *NOCI-F* calculation of this size is computationally unfeasible. Thus,

both approaches were benchmarked on a shared, manually selected 72-state subspace. This includes the ground state, nearest- and next-nearest-neighbor double excitations of Frenkel type (LELE), charge-transfer–Frenkel combinations (LECT), where CT units flank the LE excitation (e.g., $S_1D^+D^-$), and nearest-neighbor CTCT biexcitons (e.g., $D^+D^-D^+D^-$). More delocalized configurations such as $D^+D^-S_0D^+S_0D^-$ or LECT states with central LE character (e.g., $D^+S_1D^-$) are excluded in this first comparison. To suppress vacuum artifacts, the two outermost monomers remain in the ground state in all configurations. This is particularly relevant for CT states, where boundary conditions strongly affect electrostatic interactions and excitation energies.

For a first visual comparison, the Hamiltonians obtained from *SymbolicCI* and *NOCI-F* for the J-type aggregate are presented in Figure 4. It can be seen that the most significant couplings are very similarly represented by both programs. However, smaller couplings involving CT states, as calculated by *NOCI-F*, tend to be underestimated by *SymbolicCI*. Nonetheless, the overall structure of the Hamiltonian is highly comparable.

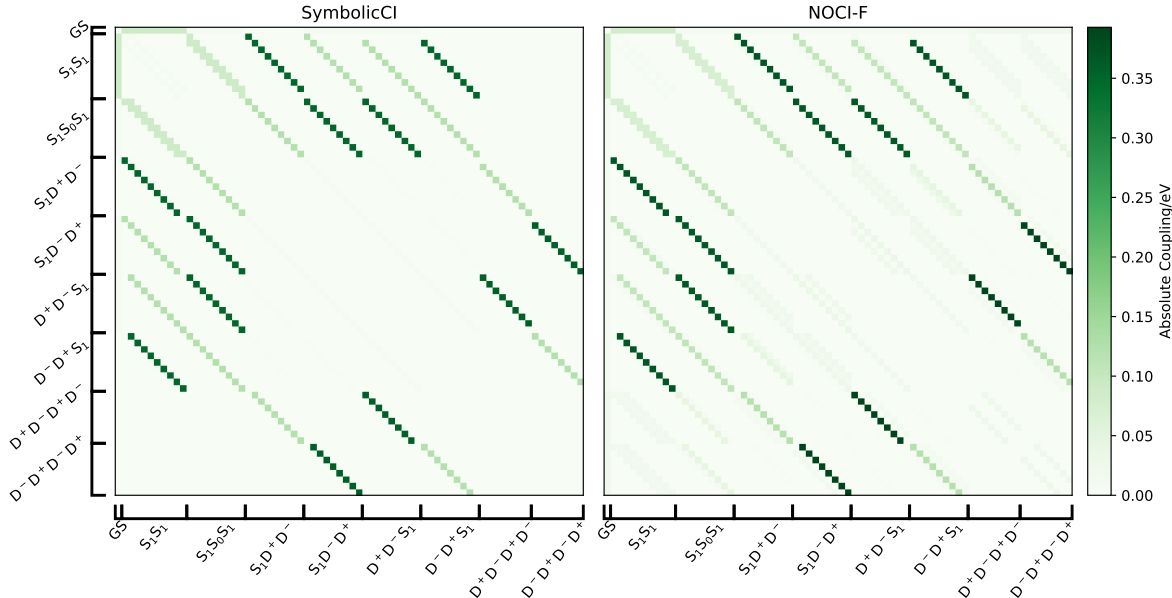


Figure 4: Comparison of the *SymbolicCI* Hamiltonian (left) with the *NOCI-F* Hamiltonian (right) of the Aggregate 4, J-type (green): x-translation 3.20 Å, z-translation 3.50 Å. Diabatic energies (on the diagonal) are set to zero.

A detailed comparison between the two electronic structure methods is provided in Table 1, where the most significant couplings are listed for all four aggregates. Overall, the agreement between *SymbolicCI* and *NOCI-F* is good, with only a few notable deviations. Specifically, discrepancies appear for the coupling associated with parallel biexciton diffusion, $\langle S_1S_1S_0|\hat{\mathcal{H}}|S_0S_1S_1\rangle$, in the Zero-Frenkel aggregate, and for the coupling between a Frenkel-type biexciton and an LECT exciton, $\langle S_1S_1S_0|\hat{\mathcal{H}}|D^+D^-S_1\rangle$, in the H-aggregate. The most pronounced underestimation is found for the coupling between Frenkel-type and CT-type biexcitons, $\langle S_0S_1S_1S_0|\hat{\mathcal{H}}|D^+D^-D^+D^-\rangle$ and $\langle S_1S_0S_1S_0|\hat{\mathcal{H}}|D^+D^-D^+D^-\rangle$, across all aggregates. For the remaining couplings, both methods yield values of similar magnitude and capture the same trends across different aggregate types.

Table 1: Absolute electronic couplings in meV from important selected transitions. The couplings are compared for the four different ethene aggregates and between the two methods.

$\langle \text{bra} $	$ \text{ket} \rangle$	H Aggregate		Zero Davydov		Zero Coupling		J Aggregate	
		<i>NOCI</i>	<i>SymCI</i>	<i>NOCI</i>	<i>SymCI</i>	<i>NOCI</i>	<i>SymCI</i>	<i>NOCI</i>	<i>SymCI</i>
$S_1S_1S_0$	$S_0S_1S_1$	21.76	49.35	3.18	7.23	0.41	2.62	6.14	7.56
$S_1S_1S_0$	$S_1S_0S_1$	460.13	452.66	21.47	44.27	17.18	0.44	72.85	87.73
$S_1S_1S_0$	$S_1D^+D^-$	882.29	852.50	103.41	140.81	215.93	241.58	370.16	350.46
$S_1S_1S_0$	$S_1D^-D^+$	548.51	589.56	291.29	334.63	244.81	283.56	106.86	123.48
$S_1S_1S_0$	$D^+D^-S_1$	91.33	8.28	2.99	4.38	7.11	3.53	9.65	0.57
$S_0S_1S_1S_0$	$D^+D^-D^+D^-$	157.41	0.87	17.79	0.02	23.41	0.00	12.54	0.00
$S_1S_0S_1S_0$	$D^+D^-D^+D^-$	261.35	1.25	9.29	0.00	25.42	0.04	44.39	0.09

For the parallel biexciton diffusion coupling, $\langle S_1S_1S_0|\hat{\mathcal{H}}|S_0S_1S_1\rangle$, *SymbolicCI* predicts values roughly two to three times larger than *NOCI-F* in all aggregates except the J-aggregate, where both methods yield comparable results. The non-parallel diffusion coupling, $\langle S_1S_1S_0|\hat{\mathcal{H}}|S_1S_0S_1\rangle$, agrees well between the two methods in the H- and J-aggregates and is only overestimated by a factor of two with *SymbolicCI* in the Null-Type aggregate. In the Zero-Frenkel aggregate, however, this interaction differs markedly between the two approaches. The couplings between Frenkel-type biexcitons and LECT states, $\langle S_1S_1S_0|\hat{\mathcal{H}}|S_1D^+D^-\rangle$ and $\langle S_1S_1S_0|\hat{\mathcal{H}}|S_1D^-D^+\rangle$, are of comparable magnitude in all aggregates and consistently large. The coupling $\langle S_1S_1S_0|\hat{\mathcal{H}}|D^+D^-S_1\rangle$ is also well reproduced in

the Null-Type and Zero-Frenkel geometries, but underestimated by *SymbolicCI* in the H- and J-aggregates. A similar trend is observed for couplings between Frenkel-type and CT-type biexcitons, which are systematically smaller in *SymbolicCI* across all structures. These discrepancies share a common feature: the underlying transitions involve configurations delocalized over more than two monomers and contain charge-transfer character. CT states are not optimally represented in the HOMO–LUMO basis obtained from SA-CASSCF orbitals averaged over S_0 , S_1 , and S_2 , leading to the underestimation observed in *SymbolicCI*. In contrast, *NOCI-F* provides a more accurate account of these configurations by employing explicit cationic and anionic states, albeit at higher computational cost. A possible route to improve *SymbolicCI* results for such states would be to enlarge the active space and construct projected multiconfigurational anion and cation states. In summary, both methods agree well on the dominant biexciton couplings, and capture consistent physical trends across the different aggregate geometries. The main deviations are confined to long-range, CT-involving couplings, where *SymbolicCI* systematically underestimates the interaction strength. Given the substantial energetic gap between LELE and CTCT states, however, the impact on the final adiabatic states is limited, as state mixing in this regime remains weak.

Anthracene

For anthracene we examined the same four types of aggregates (depicted in Figure 3 b)), but restricted the analysis to pentamers due to the computational cost of the *NOCI-F* method. The aggregate geometries were derived from a dimer scan and feature a fixed interplanar separation of 3.75 Å. The H-type aggregate exhibits no lateral displacement. The Null-Type aggregate, has an additional translation per monomer of 2.30 Å along the shorter molecular axis (y-axis). The Zero-Frenkel aggregate features an additional translation per monomer of 3.00 Å in y-direction. Lastly, the J-type aggregate features an additional translation per monomer of 4.50 Å along the short molecular axis.

The set of diabatic states used to construct the benchmark Hamiltonians is analogous to

that employed for ethylene. Since all five monomers participate in the excitations, edge constraints are lifted. In addition, two spatially separated CTCT configurations – $D^+D^-S_0D^+D^-$ and $D^-D^+S_0D^-D^+$ – were included in the analysis. Having already compared key couplings in the ethylene model, we now shift focus to the adiabatic wavefunctions obtained by diagonalizing the respective diabatic Hamiltonians. Table 2 reports the two lowest adiabatic double-excitation energies (relative to the ground state) and their dominant diabatic contributions, classified into LELE, spatially separated LELE (LE...LE), LECT, CTCT, and separated CTCT (CT...CT), for each of the four geometries and for both methods.

Table 2: Comparison of selected adiabatic doubly-excited wavefunctions obtained from diagonalization of the diabatic Hamiltonians using *SymbolicCI* and *NOCI-F* for the anthracene aggregate. The table reports the energies relative to the ground state and the contributions of LELE, separated LELE (LE...LE), LECT, CTCT, and separated CTCT (CT...CT) for the two lowest adiabatic states across all four aggregate types.

H Aggregate	Ψ	$\Delta E/\text{eV}$	GS	LELE	LE...LE	LECT	CTCT	CT...CT
	Ψ_1^{NOCI}	9.30	0.00	0.28	0.32	0.27	0.03	0.00
	Ψ_1^{SymCI}	8.01	0.00	0.31	0.34	0.31	0.03	0.00
	Ψ_2^{NOCI}	9.43	0.00	0.30	0.32	0.27	0.02	0.00
	Ψ_2^{SymCI}	8.16	0.00	0.32	0.34	0.31	0.03	0.00
Zero Davydov	Ψ	$\Delta E/\text{eV}$	GS	LELE	LE...LE	LECT	CTCT	CT...CT
	Ψ_1^{NOCI}	10.07	0.00	0.87	0.02	0.09	0.00	0.00
	Ψ_1^{SymCI}	8.90	0.00	0.49	0.48	0.03	0.00	0.00
	Ψ_2^{NOCI}	10.07	0.00	0.25	0.61	0.11	0.00	0.00
	Ψ_2^{SymCI}	8.91	0.00	0.59	0.35	0.05	0.00	0.00
Zero Coupling	Ψ	$\Delta E/\text{eV}$	GS	LELE	LE...LE	LECT	CTCT	CT...CT
	Ψ_1^{NOCI}	10.03	0.00	0.43	0.43	0.10	0.00	0.00
	Ψ_1^{SymCI}	8.88	0.00	0.46	0.43	0.12	0.00	0.00
	Ψ_2^{NOCI}	10.05	0.00	0.43	0.46	0.09	0.00	0.00
	Ψ_2^{SymCI}	8.90	0.00	0.45	0.44	0.10	0.00	0.00
J Aggregate	Ψ	$\Delta E/\text{eV}$	GS	LELE	LE...LE	LECT	CTCT	CT...CT
	Ψ_1^{NOCI}	10.10	0.00	0.51	0.47	0.02	0.00	0.00
	Ψ_1^{SymCI}	8.90	0.00	0.51	0.47	0.02	0.00	0.00
	Ψ_2^{NOCI}	10.12	0.00	0.49	0.49	0.02	0.00	0.00
	Ψ_2^{SymCI}	8.94	0.00	0.50	0.48	0.02	0.00	0.00

As shown in Table 2, the wavefunctions obtained from *NOCI-F* and *SymbolicCI* are

largely similar in terms of diabatic composition. Notably, for the Null-Type aggregate, *SymbolicCI* predicts somewhat larger contributions from spatially separated LELE states than *NOCI-F* for the first two excited biexcitonic states. Regarding excitation energies, *NOCI-F* yields consistently higher values, about 1.0 eV to 1.3 eV above those from *SymbolicCI*. Despite this offset, the energy gap between the two lowest biexcitonic states, Ψ_1 and Ψ_2 , is very similar for both methods, indicating good agreement on relative energetics. This mirrors the trends found for ethylene, where both methods captured biexciton couplings and wavefunction composition with good consistency overall, but where *SymbolicCI* tended to underestimate couplings involving charge transfer (CT) and delocalization across more than two monomers. Taken together, these findings indicate that both methods yield qualitatively consistent results across chemically distinct systems. The agreement between *NOCI-F* and *SymbolicCI* is slightly better for anthracene than for ethylene in terms of wavefunction composition, but systematic underestimation of CT couplings in *SymbolicCI* remains a shared limitation in both cases. The physical trends governing the character and energetics of the biexcitonic states—such as the role of packing geometry, overlap-driven stabilization, and CT-induced mixing—are closely parallel in the two systems.

Physical Insights from the Model Aggregates

Revisiting the obtained results presented Table 1 with a scope on the physical interpretation, interesting aspects can be observed: First of all, it becomes evident that the type of aggregate exerts a substantial influence on the electronic couplings. For instance, the coupling associated with a non-parallel biexciton diffusion process, $\langle S_1 S_1 S_0 | \hat{\mathcal{H}} | S_1 S_0 S_1 \rangle$, is particularly strong in the H-aggregate, reaching 0.45 eV, but nearly vanishes in the Zero-Frenkel aggregate, dropping below 0.02 eV. More generally, all selected couplings are largest in the H-aggregate, consistent with its maximized spatial orbital overlap. Furthermore, we find that couplings between Frenkel-type biexcitons and LECT states, $\langle S_1 S_1 S_0 | \hat{\mathcal{H}} | S_1 D^+ D^- \rangle$ and $\langle S_1 S_1 S_0 | \hat{\mathcal{H}} | S_1 D^- D^+ \rangle$, are consistently large in all aggregate structures, underscoring the role

of LECT mixing in the biexciton regime. To obtain a more global picture of how biexciton couplings and adiabatic energies evolve with molecular packing, we performed a continuous scan from the eclipsed H-aggregate to the fully slipped J-aggregate, displacing each monomer along the molecular x-axis (C–C bond direction) from 0.0 Å to 3.5 Å in steps of 0.1 Å, with the z-distance fixed at 3.5 Å. This scan was carried out exclusively with *SymbolicCI*, which allows efficient construction and diagonalization of the full biexcitonic Hamiltonian. In contrast to the reduced 72-state model used for benchmarking, the full Hamiltonian now includes all LE and CT single excitons as well as LELE, LECT, and CTCT biexcitons and their range separated variants, totaling 3147 diabatic configurations. The resulting adiabatic energies along the scan coordinate are shown in Figure 5. The color of each state reflects its dominant diabatic character, providing a clear visual impression of how the electronic structure evolves across the slip coordinate.

In the single-exciton domain, we observe the expected Davydov splitting of LE states (blue) in the H-aggregate. As the monomer displacement increases toward the J-aggregate, this splitting diminishes and vanishes at the Null-Type geometry (indicated by the yellow dashed line), where dipolar couplings and CT couplings effectively cancel each other, leading to degenerate "monomer-like" states. Beyond this point, the splitting re-emerges in the J-aggregate regime, though it remains weaker than in the H-aggregate due to reduced spatial overlap and hence weaker excitonic coupling. The single-exciton CT states (orange) lie energetically above the LE manifold, but exhibit notable mixing in the H-aggregate region, where the lowest CT states approach the upper LE states. As with the LE states, CT states are most strongly split in the H-aggregate and gradually contract toward the J-aggregate, although no full degeneracy is observed. Within the CT manifold, configurations with adjacent D^+ and D^- centers are energetically stabilized up to 2 eV relative to more delocalized CT configurations, forming a distinct low-energy subgroup.

Across most of the scan (except of the vicinity of the H-aggregate and Null aggregate geometries), the lowest biexcitonic states are dominated by LELE character. In the immediate

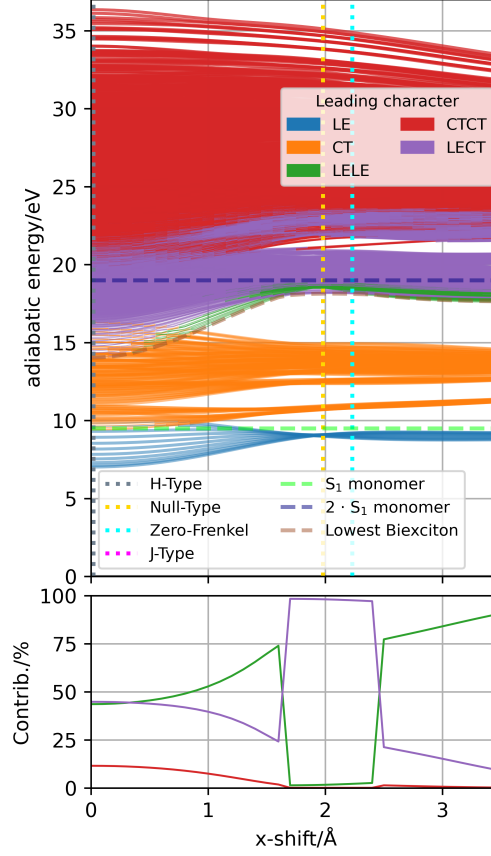


Figure 5: Adiabatic energies obtained from diagonalization of the diabatic *SymbolicCI* Hamiltonian along the scan coordinate. The scan systematically probes the transition from a perfectly stacked H-aggregate to a slipped J-aggregate by displacing the monomers in the x-direction (along the C–C bond) from 0.0 Å to 3.5 Å in steps of 0.1 Å, while maintaining a constant interplanar distance of 3.5 Å. a) A total of 3146 excited states are represented, with each state color-coded according to its leading diabatic character. The ground state is set to 0 eV. b) The composition of to lowest biexcitonic state along the scan coordinate.

H-aggregate region, however, no low-lying biexcitonic state exhibits a leading LELE contribution; instead, the lowest states are dominated by LECT configurations. Upon increasing lateral displacement, the energy of the low-lying biexciton drastically rises and LELE states gradually emerge from the LECT manifold, becoming the energetically lowest biexcitons beyond an x-shift of approximately 1 Å. At the Null-Type aggregate, LECT states again form the lowest biexcitonic states. The LECT states largely follow the energetic behavior expected from a superposition of single-exciton LE and CT states and therefore exhibit pronounced splitting in the H-aggregate region, where intermonomer coupling is strongest. At higher en-

ergies, the CTCT states form a separate manifold. Although located well above the lowest biexcitons overall, the CTCT states overlap substantially with the LECT band, particularly near the H-aggregate, where the density of states increases and becomes quasi-continuous over a broad energy range. As a consequence, the LE states energetically overlap with CT states, the CT states overlap with LECT biexcitons, and the LECT states in turn overlap with CTCT configurations, giving rise to a dense and interconnected manifold in the H-aggregate regime. This energetic overlap between the single-exciton and biexcitonic sectors progressively diminishes upon shifting toward the J-aggregate, where reduced intermonomer interactions lead to a contraction and separation of the respective bands. In Figure 5 b), the diabatic composition of the lowest biexcitonic state along the scan coordinate is shown. In the H-aggregate region, this state exhibits nearly equal leading contributions from LELE and LECT configurations. Concomitantly, it undergoes a pronounced stabilization in energy relative to neighboring packing arrangements. This combination of energetic lowering and balanced admixture of locally excited and charge-transfer character invites an analogy to excimer formation, where a strongly stabilized one-particle excited state arises from approximately equal contributions of LE and CT configurations and is known to act as a trap for exciton migration.¹⁰⁰ However, assessing the physical implications of such a potential “bi-excimer” state, including its formation mechanism, stability, and dynamical role, requires further dedicated detailed theoretical analysis.

For the anthracene aggregates, similar physical trends observed: the H-aggregate again stabilizes the lowest biexcitons and exhibits strong admixture of LECT character, while the J-aggregate leads to more diabatically pure LELE and CTCT states. As in ethylene, the CT contributions are most pronounced in H-type geometries, and diminish upon slipping toward the J-regime.

To access a more realistic packing arrangement, we constructed a cutoff structure from the anthracene crystal lattice containing 15 monomers, using the experimental geometry reported by Marciniak et al.⁸⁶ A side view of the aggregate is shown in Figure 3 c). The full

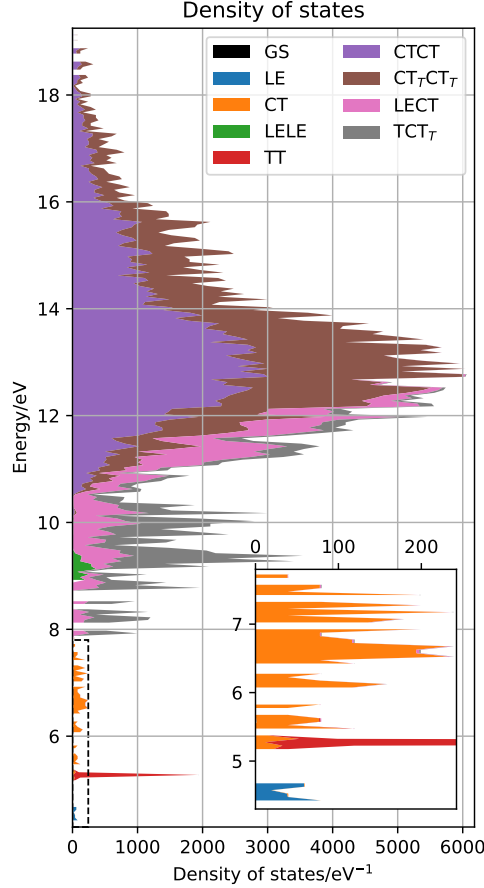


Figure 6: Density of adiabatic states obtained from diagonalization of the full Hamiltonian in the monomer frontier orbital space of the anthracene cut-off. Contributions from LE, CT, LELE, LECT, CTCT, TT, TCT_T and CT_TCT_T configurations are distinguished. The accumulated contributions give the complete density of states.

Hamiltonian was constructed in the monomer-local frontier-orbital basis, restricted to spin-singlet configurations and the smaller *cc-pVDZ*⁸⁷ basis set, using *SymbolicCI*. In addition to the ground state, the model includes all LE and CT single excitons, biexcitonic states of LELE, LECT, and CTCT type, as well as multiexciton states involving triplets (TT, TCT_T, and CT_TCT_T), yielding a diabatic Hamiltonian of 22 276 configurations. After diagonalization, adiabatic energies and leading diabatic characters were obtained. Given the dimensionality of the problem, the analysis focuses on the energy-resolved density of states (DOS) with color-coded diabatic character groups (see Figure 6). The resulting spectrum reproduces the energetic ordering of excitonic families observed in the idealized aggregates.

The single-exciton manifold spans 4.4 eV to 7.7 eV, with the lowest states (4.4 eV to 4.7 eV) being nearly pure LE excitons. A band of nearest-neighbor CT states appears around 5.3 eV and coincides with the TT biexciton manifold, showing that singlet-coupled triplet pairs are energetically accessible already within the single-exciton energy window as observed in singlet fission. Furthermore, the narrow bandwidth of the latter indicates weak interaction between different triplet-pair configurations, in line with theoretical findings by Scholes, Singh and de Sousa. Higher-lying CT states associated with more distant charge separation extend up to 7.7 eV. The broad and dense LECT and TCT_T state manifolds follow almost seamlessly, which extend up to 10.5 eV, bridging the one and two particle CT states and overlap with the comparatively narrow LELE band that appears between 9.0 eV to 9.3 eV. This identifies double excitations containing a single charge-transfer component, irrespective of their spin character, as the central connective layer between the single-exciton and biexcitonic regimes.

At higher energies, the DOS is increasingly dominated by CTCT and CT_TCT_T configurations, forming a dense band that reaches 18.9 eV. Together, these features delineate a densely interconnected multiexcitonic landscape in which charge-transfer-containing states play a key structural role.

To assess the potential mixing between different classes of diabatic states, such as CTCT and CT_TCT_T , we analyze the couplings between all diabatic states grouped by their electronic character. For inter-group interactions, we focus on the maximal absolute coupling between any pair of states belonging to two different groups. To quantify intra-group coupling, we evaluate the couplings among states within the same group, excluding the diagonal elements corresponding to the diabatic energies. Figure 7 presents the resulting coupling matrix for the Hamiltonian of the anthracene crystal cut-off.

The strongest couplings occur between the CT and the LECT states, between the CT and TCT_T states, as well as between LECT and TCT_T states, all reaching magnitudes on the order of 1 eV. Hence, all states featuring one CT configuration are strongly coupled to one another. Couplings between other diabatic classes are generally weaker, on the order

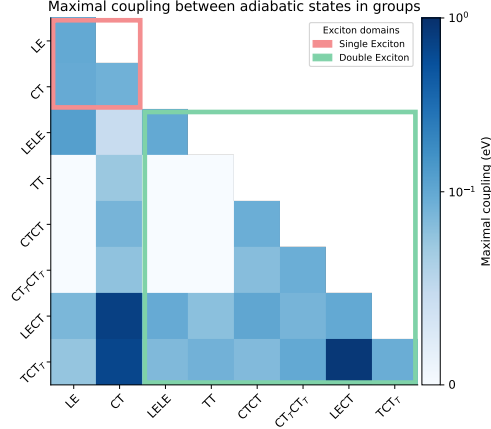


Figure 7: Coupling matrix of diabatic states for the Hamiltonian of the anthracene crystal cutoff. The plot shows the maximal absolute couplings between groups of diabatic states in the lower triangle and intra-group couplings (excluding the diabatic energies) along the diagonal blocks. A color scale is used, with logarithmic scaling from 1.0 eV to 0.1 eV and linear scaling from 0.1 eV to 0.0 eV.

of 100 meV, including the LE–CT, LE–LELE, LE–LECT, LELE–LECT, TT–TCT_T, and CTCT–CT_TCT_T interactions. Notable exceptions exist where coupling is essentially absent: TT states couple only weakly to other TT states and show negligible interaction with CTCT and CT_TCT_T configurations. Similarly, LELE and LE states exhibit very small couplings to TT, CTCT, and CT_TCT_T. Importantly, the LECT and TCT_T manifolds not only provide strong electronic coupling but also span the energy gap between the single-exciton CT band (extending up to 7.7 eV) and the LELE biexciton states (located around 9.0 eV to 9.3 eV). This dual role—energetic continuity combined with strong coupling—positions the CTX states as a central interface layer between the one-particle and two-particle manifolds. This connectivity suggests mechanistic pathways beyond those commonly discussed. In SF, the transition from the single-exciton LE state to the biexcitonic TT manifold is mediated by virtual CT configurations. The present analysis reveals an analogous but distinct pathway connecting the LELE biexcitons to the single-exciton manifold: LELE → LECT → CT → LE. This sequence is energetically downhill and proceeds via the strongest couplings identified in the system (~ 1 eV), suggesting a CT-mediated biexciton relaxation channel that could compete with conventional Frenkel-type exciton–exciton annihilation pathways

involving higher-lying singlet states.

Furthermore, the established picture of triplet-pair separation posits that the conversion from adjacent TT to spatially separated ${}^1(\text{T} \dots \text{T})$ configurations proceeds via virtual TCT_T intermediates through a Dexter-type superexchange mechanism. An analogous process may operate for Frenkel biexcitons: the spatial separation of a correlated LELE state into a $\text{LE} \dots \text{LE}$ configuration could be mediated by virtual LECT intermediates, rendering a CT-mediated superexchange a plausible pathway for biexciton dissociation.

We note that the present model restricts the single-exciton manifold to the lowest local excitations (S_1 -type LE states) and does not include higher-lying states (S_n ($n > 1$)) on individual monomers. While this basis captures the essential connectivity between single- and two-particle manifolds, a complete description of exciton-exciton annihilation would require explicit inclusion of higher excited states, which serve as the energetic sink for the annihilation process.

Conclusion and Outlook

We have introduced two complementary fragment-based configuration-interaction approaches, *SymbolicCI* and *NOCI-F*, for the systematic construction of multiexcitonic Hamiltonians in molecular aggregates. While *SymbolicCI* enables efficient large-scale calculations through its use of orthogonal orbitals and single-configuration fragment states, *NOCI-F* provides benchmark-quality couplings from fully relaxed multiconfigurational fragment wavefunctions. Benchmarking on ethylene and anthracene aggregates demonstrates that both methods capture the essential physics of biexciton formation and yield consistent trends across packing geometries, with *SymbolicCI* showing minor limitations for couplings involving delocalized charge-transfer configurations. The systematic slip scans on ethylene aggregates reveal a pronounced geometry dependence of biexcitonic character. In H-type aggregates, the lowest biexcitonic states are not dominated by LELE configurations, but instead exhibit strong

LECT admixture. The resulting state, characterized by nearly equal LELE and LECT contributions and a pronounced energetic stabilization, invites an analogy to excimer formation in the one-particle manifold: just as single-exciton excimers arise from balanced LE and CT mixing and act as traps for exciton migration, this “bi-excimer” state may play an analogous role in the two-particle manifold. Whether such states function as traps for biexciton transport, and how their formation influences multiexcitonic dynamics, remains an open question. In contrast, J-type aggregates yield diabatically purer biexciton states with reduced CT admixture, suggesting that packing geometry can serve as a design parameter to tune biexcitonic character and intermanifold connectivity. Application to a realistic 15-monomer anthracene crystal cutout, comprising over 22,000 diabatic configurations, reveals a hierarchical connectivity structure within the multiexcitonic landscape. The CTX states—LECT and TCT_T configurations containing exactly one charge-transfer component—emerge as electronic gateways that interconnect the one-particle and two-particle manifolds. These states provide both energetic continuity, bridging the gap between the single-exciton CT band and the LELE biexcitons, and the strongest electronic couplings identified in the system. This positions the CTX manifold as a corridor through which population can flow between excitonic regimes. The resulting picture extends beyond established mechanisms such as CT-mediated SF: an analogous pathway, $\text{LELE} \rightarrow \text{LECT} \rightarrow \text{CT} \rightarrow \text{LE}$, may provide a CT-mediated channel for biexciton relaxation that competes with conventional exciton–exciton annihilation involving higher-lying singlet states. Furthermore, in analogy to triplet-pair separation mediated by virtual TCT_T intermediates, the spatial separation of Frenkel biexcitons ($\text{LELE} \rightarrow \text{LE} \dots \text{LE}$) may proceed via virtual LECT configurations.

Several open questions emerge from this analysis. First, the dynamical role of CTX states: Whether they act as real, transiently populated intermediates or as virtual states mediating superexchange, remains to be established and will likely depend on the specific system and energetic landscape. Second, conventional exciton–exciton annihilation proceeds through higher-lying singlet states that undergo rapid internal conversion, rendering the

process irreversible and dissipative. The CT-mediated pathway identified here raises the question of whether intermanifold transitions via CTX states could proceed more reversibly, potentially enabling back-and-forth interconversion between one-particle and two-particle manifolds without the energy loss associated with relaxation through S_n states. Third, at donor–acceptor interfaces, where CT states are energetically stabilized and more directly accessible, the CTX-mediated pathways may become increasingly relevant, suggesting implications for the photophysics of organic heterojunctions. Looking forward, the fragment-based CI framework established here provides a foundation for addressing these questions. Enlarging the monomer-local active space within *SymbolicCI* to include additional occupied and virtual orbitals would enable explicit representation of higher singlet excitations (S_n), required for a complete description of exciton–exciton annihilation. Crucially, because *SymbolicCI* constructs spin-adapted configurations from fragment-local building blocks, the diabatic character labels (LE, CT, TT, etc.) remain directly interpretable even in extended active spaces—each aggregate configuration retains explicit information about its constituent fragment occupations. This interpretability, which is central to the present analysis, would be lost in conventional supermolecular CI approaches where excited-state character must be extracted *a posteriori* through diabaticization procedures. Beyond intermanifold transitions, the fragment-based CI framework also provides direct access to the couplings governing biexciton motion within the two-particle manifold. In analogy to exciton transport in the one-particle picture, where LE–LE couplings determine exciton diffusion, biexciton transport is governed by the electronic couplings between spatially distinct biexcitonic configurations—for instance, couplings of the type $\langle S_1 S_1 S_0 | \hat{\mathcal{H}} | S_0 S_1 S_1 \rangle$ describe correlated two-exciton hopping. These couplings, which emerge naturally from the diabatic Hamiltonian, open the possibility to study how correlated excitations propagate through extended aggregates—a question that has received far less attention than single-exciton diffusion but may be critical for understanding multiexcitonic processes under high excitation densities. Finally, the pronounced sensitivity of biexcitonic character and intermanifold connectivity to packing geometry sug-

gests that molecular design and supramolecular organization can be exploited to engineer the CTX gateway—enhancing or suppressing specific multiexcitonic pathways to optimize functional properties such as singlet fission yield, triplet-pair separation efficiency, or upconversion performance. With this Perspective, we hope to stimulate further exchange between the electronic structure and quantum dynamics communities, as a deeper understanding of multiexcitonic processes will require both accurate descriptions of these correlated manifolds and dynamical methods capable of capturing their formation, transport, and decay.

Acknowledgement

J. E. A. is funded by the Deutsche Forschungsgemeinschaft (DFG, German Research Foundation) - IRTG 2991 Photoluminescence in Supramolecular Matrices - Project number 517122340. C. d. G. acknowledges financial support provided by the ministry of science and innovation of the Spanish administration through the project PID2023-148238NB-I00 and by the Generalitat de Catalunya through the projects 2021SGR00110. M. I. S. R. are thankful for funding by the Deutsche Forschungsgemeinschaft (DFG, German Research Foundation) - Project number 555181242. This work used resources of the Oak Ridge Leadership Computing Facility (OLCF) at the Oak Ridge National Laboratory, which is supported by the Office of Science of the U.S. Department of Energy (DOE) under Contract DE-AC05-00OR22725 through the INCITE Project CHM154.

Supporting Information Available

The computational results are openly available. These resources can be found in the GitHub repository located at github.com/roehr-lab/Fragment-Based-CI_data. This repository includes all necessary data files required for reproducing the findings reported in this article. Users can freely access and download the materials under the terms of the repository’s license to facilitate further research and verification of the results presented herein.

References

- (1) Smith, M. B.; Michl, J. Singlet Fission. *Chemical Reviews* **2010**, *110*, 6891–6936.
- (2) Tempelaar, R.; Jansen, T. L. C.; Knoester, J. Exciton-Exciton Annihilation Is Coherently Suppressed in H-Aggregates, but Not in J-Aggregates. *J. Phys. Chem. Lett.* **2017**, *8*, 6113–6117.
- (3) Bossanyi, D. G.; Matthiesen, M.; Wang, S.; Smith, J. A.; Kilbride, R. C.; Shipp, J. D.; Chekulaev, D.; Holland, E.; Anthony, J. E.; Zaumseil, J.; Musser, A. J.; Clark, J. Emissive spin-0 triplet-pairs are a direct product of triplet–triplet annihilation in pentacene single crystals and anthradithiophene films. *Nat. Chem.* **2021**, *13*, 163–171.
- (4) Schlesinger, I.; Powers-Riggs, N. E.; Logsdon, J. L.; Qi, Y.; Miller, S. A.; Tempelaar, R.; Young, R. M.; Wasielewski, M. R. Charge-transfer biexciton annihilation in a donor–acceptor co-crystal yields high-energy long-lived charge carriers. *Chem. Sci.* **2020**, *11*, 9532–9541.
- (5) Dostál, J.; Fennel, F.; Koch, F.; Herbst, S.; Würthner, F.; Brixner, T. Direct observation of exciton–exciton interactions. *Nat. Commun.* **2018**, *9*, 2466.
- (6) Casanova, D. Theoretical Modeling of Singlet Fission. *Chem. Rev.* **2018**, *118*, 7164–7207.
- (7) Gutiérrez-Meza, E.; Malatesta, R.; Li, H.; Bargigia, I.; Srimath Kandada, A. R.; Valverde-Chávez, D. A.; Kim, S.-M.; Li, H.; Stingelin, N.; Tretiak, S.; Bittner, E. R.; Silva-Acuña, C. Frenkel biexcitons in hybrid HJ photophysical aggregates. *Sci. Adv.* **2021**, *7*, eabi5197.
- (8) Miyata, K.; Conrad-Burton, F. S.; Geyer, F. L.; Zhu, X.-Y. Triplet Pair States in Singlet Fission. *Chem. Rev.* **2019**, *119*, 4261–4292.

- (9) Scholes, G. D. Correlated Pair States Formed by Singlet Fission and Exciton–Exciton Annihilation. *Journal of Physical Chemistry A* **2015**, *119*, 12699–12705.
- (10) Dreuw, A.; Head-Gordon, M. Single-Reference Ab Initio Methods for the Calculation of Excited States of Large Molecules. *Chem. Rev.* **2005**, *105*, 4009–4037.
- (11) Spano, F. C.; Agranovich, V. M.; Mukamel, S. Biexciton States and Two-Photon Absorption in Molecular Monolayers. *J. Chem. Phys.* **1991**, *95*, 1400–1409.
- (12) Berkelbach, T. C.; Hybertsen, M. S.; Reichman, D. R. Microscopic Theory of Singlet Exciton Fission. I. General Formulation. *J. Chem. Phys.* **2013**, *138*, 114102.
- (13) Berkelbach, T. C.; Hybertsen, M. S.; Reichman, D. R. Microscopic Theory of Singlet Exciton Fission. II. Application to Pentacene Dimers and the Role of Superexchange. *J. Chem. Phys.* **2013**, *138*, 114103.
- (14) Zeng, T.; Hoffmann, R.; Ananth, N. The Low-Lying Electronic States of Pentacene and Their Roles in Singlet Fission. *J. Am. Chem. Soc.* **2014**, *136*, 5755–5764.
- (15) Vektaris, G. A new approach to the molecular biexciton theory. *The Journal of chemical physics* **1994**, *101*, 3031–3040.
- (16) Gallagher, F. B.; Spano, F. C. Theory of biexcitons in one-dimensional polymers. *Physical Review B* **1996**, *53*, 3790.
- (17) Agranovich, V. M.; Litinskaia, M.; Lidzey, D. G. Cavity polaritons in microcavities containing disordered organic semiconductors. *Physical Review B* **2003**, *67*, 085311.
- (18) Dixit, S. N.; Guo, D.; Mazumdar, S. Essential-states mechanism of optical nonlinearity in π -conjugated polymers. *Phys. Rev. B* **1991**, *43*, 6781–6784.
- (19) Chandross, M.; Mazumdar, S. Coulomb interactions and linear, nonlinear, and triplet absorption in poly(para-phenylenevinylene). *Phys. Rev. B* **1997**, *55*, 1497–1504.

- (20) Shukla, A.; Ghosh, H.; Mazumdar, S. Theory of excited-state absorption in phenylene-based π -conjugated polymers. *Phys. Rev. B* **2003**, *67*, 245203.
- (21) Psiachos, D.; Mazumdar, S. Correlated-electron description of the photophysics of thin films of π -conjugated polymers. *Phys. Rev. B* **2009**, *79*, 155106.
- (22) Bittner, E. R.; Silva, C. Concerning the Stability of Biexcitons in Hybrid HJ Aggregates of π -Conjugated Polymers. *J. Chem. Phys.* **2022**, *156*, 181101.
- (23) Malý, P.; Lüttig, J.; Turkin, A.; Dostál, J.; Lambert, C.; Brixner, T. From wavelike to sub-diffusive motion: exciton dynamics and interaction in squaraine copolymers of varying length. *Chemical Science* **2020**, *11*, 456–466.
- (24) Mavroyannis, C. On the theory of charge-transfer biexciton spectra of molecular crystals. *Journal of Low Temperature Physics* **1977**, *26*, 669–683.
- (25) Kuwata-Gonokami, M.; Peyghambarian, N.; Meissner, K.; Fluegel, B.; Sato, Y.; Ema, K.; Shimano, R.; Mazumdar, S.; Guo, F.; Tokihiro, T.; Ezaki, H.; Hanamura, E. Exciton strings in an organic charge-transfer crystal. *Nature* **1994**, *367*, 47–48.
- (26) Myong, M. S.; Song, Y.-K.; Lee, H. W.; Lee, M. J.; Park, H.-J.; Kim, C. S.; Cho, M. Ultrafast Photo-driven Charge Transfer Exciton Dynamics in Single Donor–Acceptor Co-crystals. *Journal of Materials Chemistry C* **2021**, *9*, 16028–16037.
- (27) Zimmerman, P. M.; Zhang, Z.; Musgrave, C. B. Singlet fission in pentacene through multi-exciton quantum states. *Nature Chemistry* **2010**, *2*, 648–652.
- (28) Sanders, S. N.; Pun, A. B.; Parenti, K. R.; Kumarasamy, E.; Yablon, L. M.; Sfeir, M. Y.; Campos, L. M. Understanding the Bound Triplet-Pair State in Singlet Fission. *Chem* **2019**, *5*, 1988–2005.
- (29) Hudson, R. J.; Stuart, A. N.; Huang, D. M.; Kee, T. W. What Next for Singlet Fission

- in Photovoltaics? The Fate of Triplet and Triplet-Pair Excitons. *J. Phys. Chem. C* **2022**, *126*, 5369–5377.
- (30) Folie, B. D.; Haber, J. B.; Refaely-Abramson, S.; Neaton, J. B.; Ginsberg, N. S. Long-Lived Correlated Triplet Pairs in a π -Stacked Crystalline Pentacene Derivative. *J. Am. Chem. Soc.* **2018**, *140*, 2326–2335.
- (31) Kundu, A.; Dasgupta, J. Photogeneration of Long-Lived Triplet States through Singlet Fission in Lycopene H-Aggregates. *J. Phys. Chem. Lett.* **2021**, *12*, 1468–1474.
- (32) Tayebjee, M. J. Y.; Sanders, S. N.; Kumarasamy, E.; Campos, L. M.; Sfeir, M. Y.; McCamey, D. R. Quintet multiexciton dynamics in singlet fission. *Nature Physics* **2016**, *13*, 182–188.
- (33) Basel, B. S. et al. Unified model for singlet fission within a non-conjugated covalent pentacene dimer. *Nat Commun* **2017**, *8*, 15171.
- (34) Lubert-Perquel, D.; Salvadori, E.; Dyson, M.; Stavrinou, P. N.; Montis, R.; Nagashima, H.; Kobori, Y.; Heutz, S.; Kay, C. W. M. Identifying triplet pathways in dilute pentacene films. *Nat Commun* **2018**, *9*, 4222.
- (35) Weiss, L. R.; Bayliss, S. L.; Krafft, F.; Thorley, K. J.; Anthony, J. E.; Bittl, R.; Friend, R. H.; Rao, A.; Greenham, N. C.; Behrends, J. Strongly exchange-coupled triplet pairs in an organic semiconductor. *Nature Phys* **2017**, *13*, 176–181.
- (36) Pensack, R. D.; Grieco, C.; Asbury, J. B.; Scholes, G. D. Observation of Two Triplet-Pair Intermediates in Singlet Exciton Fission. *J. Phys. Chem. Lett.* **2016**, *7*, 2370–2375.
- (37) Lee, T. S.; Lin, Y. L.; Kim, H.; Pensack, R. D.; Rand, B. P.; Scholes, G. D. Triplet Energy Transfer Governs the Dissociation of the Correlated Triplet Pair in Exothermic Singlet Fission. *Journal of Physical Chemistry Letters* **2018**, *9*, 4087–4095.

- (38) Chan, W.-L.; Ligges, M.; Zhu, X. Observing the Multiexciton State in Singlet Fission and Ensuing Electron–Hole Pair Generation in Solution. *Science* **2011**, *334*, 1541–1545.
- (39) Baronas, P.; Kreiza, G.; Naimovičius, L.; Radiunas, E.; Kazlauskas, K.; Orentas, E.; Jursėnas, S. Sweet Spot of Intermolecular Coupling in Crystalline Rubrene: Intermolecular Separation to Minimize Singlet Fission and Retain Triplet–Triplet Annihilation. *J. Phys. Chem. C* **2022**, *126*, 15327–15335.
- (40) Qian, Y.; Huang-Fu, Z.-C.; Zhang, T.; Li, X.; Harutyunyan, A. R.; Chen, G.; Chen, H.; Rao, Y. Temperature-Dependent Recombination of Triplet Biexcitons in Singlet Fission of Hexacene. *J. Phys. Chem. C* **2022**, *126*, 8377–8383.
- (41) Korovina, N. V.; Chang, C. H.; Johnson, J. C. Spatial separation of triplet excitons drives endothermic singlet fission. *Nature Chemistry* **2020**, *12*, 391–398.
- (42) Korovina, N. V.; Das, S.; Nett, Z.; Feng, X.; Joy, J.; Haiges, R.; Krylov, A. I.; Bradforth, S. E.; Thompson, M. E. Singlet Fission in a Covalently Linked Cofacial Alkynyl-tetracene Dimer. *J. Am. Chem. Soc.* **2016**, *138*, 617–627.
- (43) Ambrosio, F.; Troisi, A. Singlet fission in linear chains of molecules. *J. Chem. Phys.* **2014**, *141*.
- (44) Tao, G.; Tan, Y. Modular Tensor Diagram Approach for the Construction of Spin Eigenfunctions: The Case Study of Exciton Pair States. *J. Phys. Chem. A* **2020**, *124*, 5435–5443.
- (45) Tan, Y.; Tao, G. Exploring the State Space Structure of Multiple Spins via Modular Tensor Diagram Approach: Going beyond the Exciton Pair State. *J. Phys. Chem. A* **2021**, *125*, 1972–1980.

- (46) Taffet, E. J.; Beljonne, D.; Scholes, G. D. Overlap-Driven Splitting of Triplet Pairs in Singlet Fission. *J. Am. Chem. Soc.* **2020**, *142*, 20040–20047.
- (47) Abraham, V.; Mayhall, N. J. Revealing the Contest between Triplet–Triplet Exchange and Triplet–Triplet Energy Transfer Coupling in Correlated Triplet Pair States in Singlet Fission. *J. Phys. Chem. Lett.* **2021**, *12*, 10505–10514.
- (48) Wang, Y.-C.; Feng, S.; Kong, Y.; Huang, X.; Liang, W.; Zhao, Y. Electronic Couplings for Singlet Fission Processes Based on the Fragment Particle-Hole Densities. *J. Chem. Theory Comput.* **2023**, *19*, 3900–3914.
- (49) Singh, A.; Röhr, M. I. S. Configuration Interaction in Frontier Molecular Orbital Basis for Screening the Spin-Correlated, Spatially Separated Triplet Pair State¹ (T...T) Formation. *Journal of Chemical Theory and Computation* **2024**, *20*, 8624–8633.
- (50) Sousa, C.; López, X.; Dong, X.; Broer, R.; Straatsma, T. P.; De Graaf, C. Nonorthogonal Configuration Interaction for Singlet Fission: Beyond the Dimer. *The Journal of Physical Chemistry C* **2025**, *129*, 4290–4302.
- (51) Monguzzi, A.; Tubino, R.; Meinardi, F. Upconversion-induced delayed fluorescence in multicomponent organic systems: Role of Dexter energy transfer. *Phys. Rev. B* **2008**, *77*, 155122.
- (52) Gray, V.; Dzebo, D.; Abrahamsson, M.; Albinsson, B.; Moth-Poulsen, K. Triplet–triplet annihilation photon-upconversion: towards solar energy applications. *Phys. Chem. Chem. Phys.* **2014**, *16*, 10345–10352.
- (53) Zeng, L.; Huang, L.; Han, J.; Han, G. Enhancing Triplet–Triplet Annihilation Upconversion: From Molecular Design to Present Applications. *Acc. Chem. Res.* **2022**, *55*, 2604–2615.

- (54) Yong, C.-K. et al. The entangled triplet pair state in acene and heteroacene materials. *Nat. Commun.* **2017**, *8*, 15953.
- (55) Bossanyi, D. G.; Sasaki, Y.; Wang, S.; Chekulaev, D.; Kimizuka, N.; Yanai, N.; Clark, J. Spin Statistics for Triplet–Triplet Annihilation Upconversion: Exchange Coupling, Intermolecular Orientation, and Reverse Intersystem Crossing. *JACS Au* **2021**, *1*, 2188–2201.
- (56) Bossanyi, D. G.; Sasaki, Y.; Wang, S.; Chekulaev, D.; Kimizuka, N.; Yanai, N.; Clark, J. Spin statistics for triplet–triplet annihilation upconversion: Exchange coupling, intermolecular orientation, and reverse intersystem crossing. *JACS Au* **2021**, *1*, 2188–2201.
- (57) Gilligan, A. T.; Owens, R.; Miller, E. G.; Pompetti, N. F.; Damrauer, N. H. Enhancing NIR-to-visible upconversion in a rigidly coupled tetracene dimer: approaching statistical limits for triplet–triplet annihilation using intramolecular multiexciton states. *Chem. Sci.* **2024**, *15*, 1283–1296.
- (58) Zirzmeier, J.; Casillas, R.; Reddy, S. R.; Coto, P. B.; Lehnher, D.; Chernick, E. T.; Papadopoulos, I.; Thoss, M.; Tykwinski, R. R.; Guldi, D. M. Solution-based intramolecular singlet fission in cross-conjugated pentacene dimers. *Nanoscale* **2016**, *8*, 10113–10123.
- (59) Tamura, H.; Huix-Rotllant, M.; Burghardt, I.; Olivier, Y.; Beljonne, D. First-Principles Quantum Dynamics of Singlet Fission: Coherent versus Thermally Activated Mechanisms Governed by Molecular π Stacking. *Physical Review Letters* **2015**, *115*, 107401.
- (60) Accomasso, D.; Persico, M.; Granucci, G. Diabatization by Localization in the Framework of Configuration Interaction Based on Floating Occupation Molecular Orbitals (FOMO-CI). *ChemPhotoChem* **2019**, *3*, 933–944.

- (61) Tamura, H. Triplet Exciton Transfers and Triplet–Triplet Annihilation in Anthracene Derivatives via Direct versus Superexchange Pathways Governed by Molecular Packing. *The Journal of Physical Chemistry A* **2020**, *124*, 7943–7949.
- (62) Yang, C.-H.; Hsu, C.-P. First-Principle Characterization for Singlet Fission Couplings. *The Journal of Physical Chemistry Letters* **2015**, *6*, 1925–1929.
- (63) Manjanath, A.; Yang, C.-H.; Kue, K.; Wang, C.-I.; Claudio, G. C.; Hsu, C.-P. Enhancing Singlet Fission Coupling with Nonbonding Orbitals. *Journal of Chemical Theory and Computation* **2022**, *18*, 1017–1029.
- (64) Parker, S. M.; Seideman, T.; Ratner, M. A.; Shiozaki, T. Model Hamiltonian Analysis of Singlet Fission from First Principles. *Journal of Physical Chemistry C* **2014**, *118*, 12700–12705.
- (65) Chan, W.-L.; Berkelbach, T. C.; Provorse, M. R.; Monahan, N. R.; Tritsch, J. R.; Hybertsen, M. S.; Reichman, D. R.; Gao, J.; Zhu, X.-Y. The Quantum Coherent Mechanism for Singlet Fission: Experiment and Theory. *Accounts of Chemical Research* **2013**, *46*, 1321–1329.
- (66) Wibowo, M.; Broer, R.; Havenith, R. W. A rigorous nonorthogonal configuration interaction approach for the calculation of electronic couplings between diabatic states applied to singlet fission. *Computational and Theoretical Chemistry* **2017**, *1116*, 190–194.
- (67) Straatsma, T. P.; Broer, R.; Sánchez-Mansilla, A.; Sousa, C.; de Graaf, C. GronOR: Scalable and Accelerated Nonorthogonal Configuration Interaction for Molecular Fragment Wave Functions. *J. Chem. Theory Comput.* **2022**, *18*, 3549–3565.
- (68) Berkelbach, T. C.; Hybertsen, M. S.; Reichman, D. R. Microscopic theory of singlet exciton fission. III. Crystalline pentacene. *The Journal of Chemical Physics* **2014**, *141*, 074705.

- (69) Nakano, M.; Nagami, T.; Tonami, T.; Okada, K.; Ito, S.; Kishi, R.; Kitagawa, Y.; Kubo, T. Quantum Master Equation Approach to Singlet Fission Dynamics in Pentacene Linear Aggregate Models: Size Dependences of Excitonic Coupling Effects. *Journal of Computational Chemistry* **2019**, *40*, 89–104, reprint: <https://onlinelibrary.wiley.com/doi/pdf/10.1002/jcc.25539>.
- (70) Ryerson, J. L. et al. Structure and photophysics of indigoids for singlet fission: Cibacrot. *The Journal of Chemical Physics* **2019**, *151*, 184903.
- (71) Fales, B. S.; Martínez, T. J. Fast Transformations between Configuration State Function and Slater Determinant Bases for Direct Configuration Interaction. *The Journal of Chemical Physics* **2020**, *152*.
- (72) Ugandi, M.; Roemelt, M. A configuration-based heatbath-CI for spin-adapted multireference electronic structure calculations with large active spaces. *Journal of computational chemistry* **2023**, *44*, 2374–2390.
- (73) Chilkuri, V. G.; Neese, F. Comparison of Many-Particle Representations for Selected Configuration Interaction: II. Numerical Benchmark Calculations. *Journal of Chemical Theory and Computation* **2021**,
- (74) Yamanouchi, T. On the Calculation of Atomic Energy Levels. IV. *Proceedings of the Physico-Mathematical Society of Japan. 3rd Series* **1936**, *18*, 623–640.
- (75) Yamanouchi, T. On the Construction of Unitary Irreducible Representations of the Symmetric Group. *Nippon Sugaku-Buturigakkwai Kizi Dai 3 Ki* **1937**, *19*, 436–450.
- (76) Yamanouchi, T. On Atomic Energy Levels of Pnp Configurations. *Nippon Sugaku-Buturigakkwai Kizi Dai 3 Ki* **1938**, *20*, 547–562.
- (77) Kotani, M.; Ishiguro, E.; Hijikata, K.; Nakamura, T.; Amemiya, A. Tables of Integrals

- Useful for the Calculations of Molecular Energies. III. *Journal of the Physical Society of Japan* **1953**, 8, 463–476.
- (78) Grabenstetter, J. E.; Tseng, T. J.; Grein, F. Generation of Genealogical Spin Eigenfunctions. *International Journal of Quantum Chemistry* **1976**, 10, 143–149.
- (79) Pauncz, R. Branching diagram and serber-type spin functions. Algorithms for their construction and special properties. *International Journal of Quantum Chemistry* **1977**, 12, 369–382.
- (80) Weinberg, S., Ed. *Lectures on Quantum Mechanics*, 2nd ed.; Cambridge University Press.
- (81) Helgaker, T.; Jørgensen, P.; Olsen, J. *Molecular Electronic-Structure Theory*; John Wiley & Sons, Ltd.
- (82) Broer, R.; Nieuwpoort, W. C. Broken orbital symmetry and the description of valence hole states in the tetrahedral $[\text{CrO}_4]^{2-}$ anion. *Theor. Chim. Acta* **1988**, 73, 405–418.
- (83) Sousa, C.; Sánchez-Mansilla, A.; Broer, R.; Straatsma, T. P.; de Graaf, C. A Nonorthogonal Configuration Interaction Approach to Singlet Fission in Perylenedimide Compounds. *J. Phys. Chem. A* **2023**, 127, 9944–9958.
- (84) López, X.; Straatsma, T. P.; Sánchez-Mansilla, A.; de Graaf, C. Non-orthogonal Configuration Interaction Study on the Effect of Thermal Distortions on the Singlet Fission Process in Photoexcited Pure and B,N-Doped Pentacene Crystals. *J. Phys. Chem. C* **2023**, 127, 16249–16258.
- (85) de Graaf, C.; Broer, R.; Straatsma, T. P. In *Reference Module in Chemistry, Molecular Sciences and Chemical Engineering*; Shaik, S., Hiberty, P., Eds.; Elsevier, 2023.

- (86) Marciniak, B.; Pavlyuk, V. Crystal Structure of a Metastable Anthracene Modification, Grown from the Vapor Phase. *Molecular Crystals and Liquid Crystals* **2002**, *373*, 237–250.
- (87) Dunning Jr, T. H. Gaussian basis sets for use in correlated molecular calculations. I. The atoms boron through neon and hydrogen. *The Journal of chemical physics* **1989**, *90*, 1007–1023.
- (88) Roos, B. O.; Taylor, P. R.; Sigbahn, P. E. M. A complete active space SCF method (CASSCF) using a density matrix formulated super-CI approach. *Chemical Physics* **1980**, *48*, 157–173.
- (89) Kollmar, C.; Sivalingam, K.; Helmich-Paris, B.; Angeli, C.; Neese, F. A perturbation-based super-CI approach for the orbital optimization of a CASSCF wave function. *J. Comput. Chem.* **2019**, *40*, 1463–1470.
- (90) Ugandi, M.; Roemelt, M. A recursive formulation of one-electron coupling coefficients for spin-adapted configuration interaction calculations featuring many unpaired electrons. *Int. J. Quantum Chem.* **2023**, *123*, e27045.
- (91) Neese, F. Software update: the ORCA program system, version 5.0. *WIREs Comput. Molec. Sci.* **2022**, *12*, e1606.
- (92) Neese, F. The SHARK Integral Generation and Digestion System. *J. Comp. Chem.* **2022**, 1–16.
- (93) Neese, F. The ORCA program system. *WIREs Comput. Molec. Sci.* **2012**, *2*, 73–78.
- (94) Neese, F. Software update: the ORCA program system, version 4.0. *WIREs Comput. Molec. Sci.* **2018**, *8*, 1–6.
- (95) Neese, F. Approximate second-order SCF convergence for spin unrestricted wavefunctions. *Chem. Phys. Lett.* **2000**, *325*, 93–98.

- (96) Kollmar, C.; Sivalingam, K.; Neese, F. An efficient implementation of the NEVPT2 and CASPT2 methods avoiding higher-order density matrices. *J. Chem. Phys.* **2021**, *155*, 234104.
- (97) Guo, Y.; Sivalingam, K.; Neese, F. Approximations of density matrices in N-electron valence state second-order perturbation theory (NEVPT2). I. Revisiting the NEVPT2 construction. *J. Chem. Phys.* **2021**, *154*, 214111.
- (98) Schapiro, I.; Sivalingam, K.; Neese, F. Assessment of n-Electron Valence State Perturbation Theory for Vertical Excitation Energies. *J. Theo. Comp. Chem.* **2013**, *9*, 3567–3580.
- (99) Neese, F.; Wemmmohs, F.; Becker, U.; Riplinger, C. The ORCA quantum chemistry program package. *J. Chem. Phys.* **2020**, *152*, Art. No. L224108.
- (100) Hoche, J.; Schmitt, H.-C.; Humeniuk, A.; Fischer, I.; Mitrić, R.; S. Röhr, M. I. The mechanism of excimer formation: an experimental and theoretical study on the pyrene dimer. *Physical Chemistry Chemical Physics* **2017**, *19*, 25002–25015, Publisher: Royal Society of Chemistry.

TOC Graphic

